



HAL
open science

Fighting global warming: The potential of photocatalysis against CO₂, CH₄, N₂O, CFCs, tropospheric O₃, BC and other major contributors to climate change

Renaud de Richter, Sylvain Caillol

► To cite this version:

Renaud de Richter, Sylvain Caillol. Fighting global warming: The potential of photocatalysis against CO₂, CH₄, N₂O, CFCs, tropospheric O₃, BC and other major contributors to climate change. *Journal of Photochemistry and Photobiology C: Photochemistry Reviews*, 2011, 12, pp.1-19. 10.1016/j.jphotochemrev.2011.05.002 . hal-00611710

HAL Id: hal-00611710

<https://hal.science/hal-00611710>

Submitted on 28 Jul 2011

HAL is a multi-disciplinary open access archive for the deposit and dissemination of scientific research documents, whether they are published or not. The documents may come from teaching and research institutions in France or abroad, or from public or private research centers.

L'archive ouverte pluridisciplinaire **HAL**, est destinée au dépôt et à la diffusion de documents scientifiques de niveau recherche, publiés ou non, émanant des établissements d'enseignement et de recherche français ou étrangers, des laboratoires publics ou privés.

Submitted to:

Journal of Photochemistry and Photobiology C: Photochemistry Reviews

**Fighting global warming: the potential of photocatalysis
against CO₂, CH₄, N₂O, CFCs, tropospheric O₃, BC and other
major contributors to climate change.**

*Renaud de_RICHTER**, Sylvain CAILLOL

Institut Charles Gerhardt Montpellier - UMR5253 CNRS-UM2 - ENSCM-UM1 –
Ecole Nationale Supérieure de Chimie de Montpellier, 8 rue de l'Ecole Normale,
34296 Montpellier Cedex 5, France

*Corresponding author

Institut Charles Gerhardt Montpellier - UMR5253 CNRS-UM2 - ENSCM-UM1 –
Ecole Nationale Supérieure de Chimie de Montpellier, 8 rue de l'Ecole Normale,
34296 Montpellier Cedex 5, France.

Tél.: 33-4-67-52-52-22; Fax: 33-4-67-14-72-20; Mail : renaud.derichter@gmail.com

ABSTRACT

At the laboratory scale, photocatalysis is a promising method to convert many air pollutants such as nitrogen oxides and volatile organic compounds, to safer products for human health but also environmentally more acceptable, such as nitrate and carbon dioxide.

Indoor and industrial applications of photocatalysis to remove local air pollutants from the atmosphere are now numerous. Large scale outdoor applications of photocatalysis started with self-cleaning glass, coatings and paints for buildings, and several outdoor experiments have been documented regarding the photocatalytic reduction of NO_x levels in urban environment, such as tunnels, streets and highways.

The potential applications of photocatalysis to remove or mitigate a wide range of global warming contributors from the atmosphere seems an attractive method to help fighting climate change. By harnessing solar energy, photocatalytic processes consume less energy than conventional methods. This review article shows that photocatalysis may be applied successfully to eliminate or transform of all major long-lived well mixed greenhouse gases, but also soot and tropospheric ozone and other short-lived climate forcers. The cases of sulphur hexafluoride and nitrogen trifluoride are also discussed.

KEYWORDS: photocatalysis; greenhouse gases removal; climate forcers elimination; global warming reduction.

1. INTRODUCTION
 - 1.1. Principle of photocatalysis
 2. PART 1: The potential of photocatalysis against CO₂, CH₄, N₂O and CFCs
 - 2.1. Photocatalytic reduction of carbon dioxide
 - 2.2. Photocatalytic oxidation of methane
 - 2.3. Photocatalytic reduction of nitrous oxide
 - 2.4. Photocatalytic oxido-reduction of chlorofluorocarbons and other haloalkanes
 - 2.4.1. CFC-12
 - 2.4.2. CFC-11
 - 2.4.3. HCFC-22
 - 2.4.4. CFC-113
 - 2.4.5. Other halogenated derivatives
 3. PART 2: The potential of photocatalysis against other agents causing climate change
 - 3.1. Other global warming contributors
 - 3.2. Tropospheric Ozone
 - 3.2.1. Direct photocatalytic destruction of tropospheric Ozone
 - 3.2.2. Indirect photocatalytic elimination of tropospheric Ozone by photocatalytic mineralization of VOCs, CO and NO_x
 - 3.3. Particulate matter
 - 3.4. Soot and Black Carbon
 - 3.4.1. Photocatalytic oxidation of soot
 - 3.5. Photolysis of SF₆ and SF₅CF₃
 - 3.6. What about NF₃?
 4. PART 3: Large scale indoor and outdoor applications of photocatalysis to clean off atmospheric environment and perspectives of future developments
 - 4.1. Photocatalytic activity of TiO₂
 - 4.2. Visible light TiO₂ photocatalysts
 - 4.3. Recent developments in photocatalysis
 - 4.4. Key research needs
 5. CONCLUSION
- References

1. INTRODUCTION

According to reference scenario projections or the 'business as usual' scenario from the International Energy Agency (IEA), to meet the needs of populations in 2030, the world will need over 55% more primary energy than in 2005, with an increase in global carbon dioxide (CO₂) emissions of 57%.

Scientific studies on photocatalysis started about four decades ago. One of the most basic materials in our daily life, titanium dioxide (TiO₂) has emerged as an excellent photocatalytic material for environmental purification.

Advances in photocatalysis science and technology, as well as in industrial applications, point out the promising potential of photocatalysis for reducing the levels of greenhouse gases (GHG) in the atmosphere, with a positive impact on climate change effects.

In 2003, Centi [1] reviewed the catalytic technologies for the abatement of greenhouse gases, which focused on the elimination of nitrous oxide (N₂O) and methane (CH₄) and in the conversion of CO₂ by thermal catalysis.

This paper focuses on photocatalytic technologies at room temperature to eliminate not only N₂O, CH₄ and CO₂ but also all the other major contributors to global warming: black carbon (BC), chlorofluorocarbons (CFCs), tropospheric ozone (O₃) and its precursors: volatile organic compounds (VOC), nitrogen oxides (NO_x), and some other GHGs or short-lived climate forcers.

1.1. Principle of photocatalysis

Photocatalytic reactions [2] use the energy of photons from light sources to activate a catalyst.

Upon activation, adsorbed gases, particularly molecular oxygen (O_2), or hydroxide radical (OH^\cdot) and contaminant species (organic or mineral compounds), can participate in surface-mediated reactions that, under appropriate operating conditions, can produce and desorb product species, notably CO_2 and H_2O .

A photocatalytic reaction generally includes the following processes: when photons have a higher energy than the semiconductor band gap, they are absorbed, and electrons in the valence band are promoted to the conduction band, leaving positive holes in the valence band. The excited electron is used to reduce substances, while the positive hole is used to oxidize substances on the surface of the photocatalyst. Importantly, by modulating the Red-Ox potential of a photocatalyst, selectivity may be obtained to conduct reduction reactions, oxidation partial oxidation reactions and many researches are focused on that goal.

Since the discovery by Fujishima and Honda in 1972 [3] of the photocatalytic splitting of water on a TiO_2 electrode under ultraviolet (UV) light, enormous research efforts have been devoted to photocatalysis under UV light in the presence of many semiconductors and semiconductor oxides [4] such as TiO_2 , CdS , SnO_2 , WO_3 , SiO_2 , ZrO_2 , ZnO , Nb_2O_3 , Fe_2O_3 , $SrTiO_3$, CeO_2 , Sb_2O_4 , V_2O_5 ... and this topic developed very quickly during the last twenty five years.

In the past years, visible light photocatalysis has gained considerable attention, allowing a better use of sunlight spectrum (i.e. 40 – 50 % instead of 4-5% for UV). Researches

on photocatalytic methods, while still in progress, have led to many promising applications for environmental purposes. Still many aspects remain to be solved like: photocatalytic efficiency improvement, increased solar energy utilization, suitable form of catalyst, all in turn influencing the economic aspects of this technique.

This review article will first describe the potential of photocatalysis against all major long-lived well mixed greenhouse gases (LLGHGs). Then, the potential of photocatalysis against the principal short-lived climate forcers (SLCFs) will be discussed. A third part will be dedicated to large-scale indoor air photocatalytic treatments and outdoor applications of photocatalysis to clean off atmospheric environment.

2. PART 1: The potential of photocatalysis against CO₂, CH₄, N₂O and CFCs

The well-mixed long-lived greenhouse gases: CO₂, CH₄, N₂O, CFCs, hydrochlorofluorocarbons (HCFCs), hydrofluorocarbons (HFCs), perfluorocarbons (PFCs) and sulphur hexafluoride (SF₆) are collectively referred as the LLGHGs.

Radiative forcing (RF) is a concept used for quantitative comparisons of the strength of different human and natural agents in causing climate change. According to the National Oceanic and Atmospheric Administration (NOAA) [5], the first five major LLGHGs (CO₂, CH₄, N₂O, CFC-12 and CFC-11) account for about 96% of the direct radiative forcing since 1750.

In table 1 the main characteristics of LLGHGs are listed in terms of Global Radiative Forcing in W.m⁻², Global Warming Potential GWP₁₀₀ (time horizon of 100 years), Atmospheric lifetimes in years and relative importance in %.

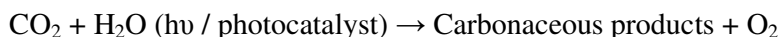
Insert table 1

2.1. Photocatalytic reduction of carbon dioxide

Carbon dioxide has increased in the atmosphere from fossil fuel use in industry and transportation, manufacture of cement, building air conditioning and deforestation.

With a global radiative forcing of 1.74 W.m^{-2} , CO_2 is the largest contributor among well-mixed long-lived greenhouse gases, accounting for more than 63% of the total.

This chapter addresses the potential application of photocatalysis to recycle CO_2 in valued chemicals by photocatalytic reduction, also called 'artificial photosynthesis'. The reaction scheme is the following:



During the 70's and the 80's the electrocatalytic reduction of CO_2 has been investigated, for instance by Fisher [6]. Then the photo-electrocatalytic reduction of CO_2 on semiconductors started to be studied [7].

In 1987, Thampi, Kiwi and Graetzel [8] reported the photo-methanation of CO_2 at room temperature and atmospheric pressure using dispersed ruthenium and ruthenium oxides loaded onto TiO_2 . Quickly after, many other research teams described photocatalytic reduction of CO_2 with H_2O on various TiO_2 catalysts at room temperature, producing methanol (CH_3OH) and carbon monoxide (CO) (Anpo [9,10]) or over a cerium oxide

CeO₂ - TiO₂ photocatalyst irradiated by visible light, in which reaction products were hydrogen and methane (Ogura [11]).

Several articles (Usubharatana [12], Roy [13]) have reviewed all types of photocatalysts used for photo-reduction of CO₂, meanwhile Kočí [14] has provided an overview of the literature data from 1994 till 2007 regarding CO₂ photocatalysis in the presence of TiO₂. The most widely employed catalyst is TiO₂ and the reaction products are generally methane, or methanol. However, the photocatalytic conversion of CO₂ has been studied with many types of catalysts, and the main CO₂ reduction photocatalysts are listed in table 2.

Insert table 2

Recently, Wang [15] studied visible light photo-reduction of CO₂ using CdSe/Pt/TiO₂ catalysts; Varghese [16] described high rate solar photocatalytic conversion of CO₂ and water vapour to hydrocarbon fuels; Nasution [17] performed the synthesis of methanol from CO₂ by photocatalytic reduction over copper-doped TiO₂ and Zhang [18] selectively produced CH₄ from CO₂ on Pt-loaded TiO₂ photo-catalyst.

Kočí [19] studied the effect of temperature, pressure and volume of reactant solution on the photocatalytic reduction of CO₂ over suspended TiO₂ in an annular batch photoreactor. These same parameters were also examined in the reviews previously cited. In most cases, CO₂ reduction is conducted over TiO₂ with water or water vapour as the reducing agent.

Several other review articles on the photocatalytic reduction of CO₂ have been published (Indrakanti [20], Anpo [21]), as well as by other methods [22,23]. Although the irradiation wavelength and many other parameters are not yet optimized, the different photocatalytic processes cited herein can help remove CO₂ from the atmosphere, but they can also convert CO₂ into some useful chemicals including CH₄, H₂, CO, CH₃OH, formaldehyde, ethanol, higher hydrocarbons, etc. providing a carbon-neutral energy alternative to fossil fuels. Improvements in the photo-efficiency of photocatalysts used in these reactions are still needed to prove its feasibility. Grills [24] explored new directions for the photocatalytic reduction of CO₂ by supramolecular or biphasic ionic liquid supercritical CO₂ systems.

2.2. Photocatalytic oxidation of methane

Methane has increased in the atmosphere as a result of human activities related to agriculture, natural gas distribution and landfills. The concentration of CH₄ in the atmosphere has almost tripled in the last 150 years. Current natural and man-made sources include coal mining but also fermentation sources from ruminant livestock, rice cultivation, landfill, wastewater, wetlands and marine sediments.

Methane is a powerful GHG responsible for nearly one-fifth of anthropogenic global warming with a global radiative forcing of 0.50 W.m⁻², representing 18.2% of the total among the LLGHGs in 2008.

Per kilogram, CH₄ is 25 times more powerful than CO₂ over a 100-year time horizon (GWP₁₀₀=25) and global warming is likely to enhance methane release from a number of sources (including permafrost and submarine methane hydrates). Transforming

atmospheric CH₄ into equimolar amounts of CO₂ can have a significant impact on reducing global warming. Recently Boucher [25] suggested atmospheric methane removal as a way to mitigate climate change, meanwhile Bastviken [26] compiled CH₄ emission estimates from 474 freshwaters and found them to be, expressed in CO₂ equivalents, 25% of the estimated total terrestrial GHG sink.

This chapter reviews the complete oxidation of trace levels of GHG methane present in the atmosphere into CO₂ and H₂O according to the reaction scheme:

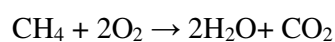


Table 3 summarizes some research on the photocatalytic oxidation of methane and/or other low molecular weight alkanes under UV.

Insert table 3

Pioneer work was conducted in 1972 - 1974 by Fromenti, Teichner and Djeghri as they described the photo-oxidation of linear and branched alkanes, from ethane to octane (C₂ to C₈), at room temperature, on the surface of anatase particles of TiO₂, under ultra-violet illumination (210–390 nm).

Although some authors like Kaliaguine [30] used a vanadium derivative (V⁵⁺/SiO₂) as well as TiO₂, very often authors used TiO₂ based photocatalysts, [36-39,41-43] and investigated the kinetics of the total oxidation of methane, ethane, ethene and propene using TiO₂. Others like Krishna [40] demonstrated the high activity of an uranyl derivative as an heterogeneous photocatalyst for the total oxidation of CH₄ at room

temperature under ambient sunlight conditions. No partial oxidation products such as carbon monoxide, methanol, formaldehyde, and formic acid were formed.

Wataru [45] studied the photocatalytic decomposition of chlorodifluoromethane, methane and tetrachloromethane over TiO_2 because these compounds have the same structure but different constituents. The decomposition rate was found to be the highest for CHClF_2 , followed by CH_4 and CCl_4 in decreasing order and reactions were first-order within the concentration range used. The activation energies obtained from the overall reaction rate constants were $13.7 \text{ kJ}\cdot\text{mol}^{-1}$ for CHClF_2 , $16.6 \text{ kJ}\cdot\text{mol}^{-1}$ for CH_4 and $66.1 \text{ kJ}\cdot\text{mol}^{-1}$ for CCl_4 .

Almost all the cited work in table 3 was conducted at the laboratory scale but several publications mentioned CH_4 photo-elimination in an open space, or at a larger scale (Espagnol [48], Guarino [50], Costa [51]). In part 3 of this review experiments done in Japan, Europe and in the US for the in-situ large scale destruction of NO_x and VOCs are described: extrapolating to CH_4 seems reasonable.

Preliminary results with methane presented by Espagnol [48] were quite promising. In 2006, they described the “*Impact of a photocatalytic cover during the storage period of pig slurry on gaseous emissions*”. The slurry resulted from the fattening of 54 pigs on slatted floors splitted between two experimental vats of 13 m^3 and stored outside for a period of three months. One of the vats was overlaid with a pilot photocatalytic cover. Gaseous emissions of the two vats were continuously measured during 57 days using a tracer method to measure the flows. Results showed an efficiency of the photocatalytic covering with an oxidation of 59% of the emissions of ammonia (NH_3) and of 71% of the emissions of CH_4 from the slurry.

Very interesting results with CH₄ were also published by Guarino and Costa [50,51] and confirm the results from Espagnol [48] although experimental conditions were different. In 2008, they used “*Photocatalytic TiO₂ coating to reduce ammonia and greenhouse gases concentration and emission from animal husbandries*”. They conducted field experiments aimed at determining effects of coating pig house walls with a TiO₂ catalytic paint, and to assess the potential efficiency of this simple painting technique as a low cost diminution of polluting gas emissions. The trial was performed in two identical mechanical ventilated farrowing rooms. Environmental parameters, ventilation rate and gas concentrations were continuously monitored in the two units throughout a 28 days production cycle. Using 36W UV light lamps, average concentration of CH₄ was reduced by 15 to 27%.

Using a continuous flow reactor of 1.4 l, Liu [41] obtained 50% methane removal rate at a flow rate 10 l.min⁻¹, with a CH₄ concentration of 4.5 mg.m⁻³.min⁻¹, using 15W UV lamps. Meanwhile Bellobono [47,49] studied the photo-mineralization of methane in air (10.0-1000 ppm) in an annular laboratory-scale reactor, by photocatalytic membranes immobilising TiO₂ with flow rates from 4 m³.h⁻¹ till up to 400 m³.h⁻¹. Bellobono also studied the photo-mineralization of CH₄ in water [53].

A more recent work by Shimura and Yoshida [52,53] has been devoted to photocatalytic steam reforming of methane (CH₄ + 2H₂O → 4H₂ + CO₂) around room temperature over modified (Pt-loaded) and unmodified sodium tantalate or calcium titanate photocatalysts. Photocatalytic water decomposition simultaneously proceeded with photocatalytic steam reforming of methane. Yields were still quite poor, but the main goal of this research was to produce H₂ and not the total oxidation of CH₄.

Selective photocatalytic conversion of CH₄ by partial oxidation or by coupling in order to obtain some useful organic products like CH₃OH, syngas, formaldehyde or ethane has been reviewed [54,55](CH₄ + xO₂ → CO₂ + CH₃OH or CO or H₂ or HCHO, or HCOOH or C₂-C₆ compounds). Very often partial oxidations of CH₄ by selective photocatalysis give CO₂ as an important by-product, especially in the case of low yields or low selectivity.

Although these processes (steam reforming or partial oxidation of CH₄) are intended to photocatalytically convert concentrated methane to produce liquid or gaseous fuels, these photocatalytic conversions can also help reducing the RF from diluted atmospheric CH₄ and should therefore be kept in mind.

2.3. Photocatalytic reduction of nitrous oxide

The largest source of nitrous oxide (N₂O) is agriculture, driven mainly by the use of synthetic nitrogen fertilisers, but other important sources are fossil fuel combustion, biomass burning, ammonia from livestock manure and from the industrial production of nitric acid and of adipic acid used in nylon manufacture. N₂O is also formed in soils and oceans throughout the world by a natural biogeochemical nitrogen cycle: the microbial processes of nitrification of ammonium and denitrification of nitrate. As they are predominantly biogenic in origin, N₂O emissions are difficult to estimate, but the quantity of this gas has virtually doubled since the beginning of the industrial age. The concentration of N₂O in the atmosphere continues to increase (0.2–0.3% yearly) and this increase appears to be caused mainly by anthropogenic activities.

N₂O is the third most important of the LLGHGs in global warming terms accounting for 6.2% of the total global RF. Although it only comprises 320 parts per billion of the earth's atmosphere, it's contribution to GW is important as it has a GWP₁₀₀ nearly 300 times greater than that of CO₂.

In 1974 Winter [56] studied the thermal decomposition of N₂O over 31 metallic oxides, so its thermal catalytic decomposition has been known since a long time. In 1971 Blyholder and Tanaka [57] studied the photocatalytic decomposition of N₂O on zinc oxide but at temperatures in the range of 371 to 431°C, where thermal catalysis was predominant. Kapteijn [58] gave an overview of the ongoing activities in the area of the decomposition of N₂O, over solid catalysts, including metals, supported or unsupported pure and mixed oxides, and zeolitic systems.

The photocatalytic reduction of N₂O at room temperature was described later. From 1993 to 1995, Ebitani [59,60,61] described the photodecomposition of N₂O into N₂ and O₂ on Cu-exchanged ZSM-5 zeolite at 278 K. The dependence of the photocatalytic decomposition rate of N₂O on the wavelength of the irradiated light (<300 nm) revealed the importance of the excitation of monovalent Cu ions. They also described rare earth ions as heterogeneous photocatalysts for the decomposition of N₂O. In 1998, Kudo [62] studied the photocatalytic reduction of N₂O on Ag- and Cu-supported TiO₂ powder at room temperature in the presence of water and methanol vapour. In 2000 Sano [63,64] studied the photocatalytic decomposition of N₂O into nitrogen N₂ on highly dispersed Ag⁺ ions on TiO₂ with CH₃OH as reducing agent. In 2001 Rusu [65] studied the N₂O photoreduction into N₂ on TiO₂ powder at 157 K with UV irradiation in the range 2.1–5.0 eV.

From 2000 to 2004, in a series of papers Ju, Matsuoka and Anpo [66,67,68,69,70,71] studied the photocatalytic decomposition of N_2O into N_2 and O_2 on Cu (I) ion catalysts anchored onto various oxides and of silver (I) ion catalysts anchored within zeolite cavities and of several ion-exchanged ZSM-5 catalysts (silver (I), lead (II)). A review from Matsuoka and Anpo [72] reported that transition metal oxides (Ti, V, Mo, Cr) incorporated within the framework of zeolites as well as transition metal ions (Cu^+ , Ag^+ , Pr^{3+}) exchanged within the zeolite cavities exhibited high and unique photocatalytic activities for various reactions such as the decomposition of N_2O into N_2 and O_2 or the reduction of CO_2 with H_2O to produce CH_4 and CH_3OH . Recently, Chen and Matsuoka [73] found that the introduction of Mn ions into Cu(I)-ZSM-5 enhanced the photocatalytic activity for the direct decomposition of N_2O into N_2 and O_2 at 298 K. Ebitani [74] also described a praseodymium-exchanged zeolite highly active heterogeneous photocatalyst for the stoichiometric decomposition of N_2O .

More recently, in 2008 Guarino [50] conducted field experiments aimed at determining effects of coating pig house walls with TiO_2 photocatalytic paint in order to assess the potential efficiency of this simple painting technique, and noted a reduction of 4% of N_2O levels. Although this reduction level of N_2O could seem modest, it is worth noting that all previous reported experiments were carried out at the laboratory scale and that this experiment was practiced indoor, with an air ventilation flow rate from 780 to 6690 $m^3 \cdot h^{-1}$, 52% relative humidity and with 150 m^2 of a 70 $g \cdot m^{-2}$ TiO_2 paint. This experiment was designed to reduce NH_3 emissions and thus was performed with a low cost unmodified TiO_2 photocatalytic paint. The catalyst was not doped with other metals and no methanol was added as reducing agent, so it was not optimal for N_2O reduction.

Indeed, Ag- and Cu- supported TiO₂ photocatalysts show higher activity for the reduction of N₂O to N₂ at room temperature in the presence of CH₃OH or H₂O vapour.

Nevertheless, as N₂O can be a by-product of NH₃ photocatalytic oxidation (PCO), Kolinko [75] investigated the most suitable photocatalysts that minimized N₂O output during NH₃ PCO.

United Nations anticipate an increase of world population from 6 billion in year 2000 to 9 billion by 2050 [76], which requires expansion of the land area devoted to crops in order to feed the planet and accommodate the current development of biofuels.

Recently, Beaulieu [77,78] made new estimates of stream and river N₂O emissions and found them to be three times greater than estimated by the Intergovernmental Panel on Climate Change.

Measures to limit or reduce agricultural N₂O emissions seem difficult, especially with the increasing global population. The photocatalytic reduction of N₂O might help reducing its concentration in the atmosphere.

Figure 1 from NOAA observations (source IPCC [79]) shows the LLGHGs global trends versus time

Insert figure 1

2.4. Photocatalytic oxido-reduction of chlorofluorocarbons and other haloalkanes

Halocarbon gas concentrations have increased primarily due to human activities. Principal halocarbons include chlorofluorocarbons (CFCs), which were used as refrigeration agents and in other industrial processes. Even if their concentration in the atmosphere are slowly decreasing, all together they still represent almost 12% of the total radiative forcing of LLGHGs, and among them CFC-11 and CFC-12 account for 8.8%.

Some characteristics of other some minor GHGs are shown in Table 4 [80].

Insert table 4

Tanaka [81] studied the photodegradation of HCFC and HFC on several metal oxides. The degradation rate was in the order: $\text{TiO}_2\text{-ZnO} > \text{Fe}_2\text{O}_3\text{-kaolin} \geq \text{SiO}_2 \geq \text{Al}_2\text{O}_3$. The main degradation products were CO_2 , Cl^- and F^- .

2.4.1. CFC-12

Although TiO_2 based catalysts have been used for a long time for thermal decomposition of CFCs [82,83], Tennakone and Wijayantha [84] were, in 2005, among the first to report that CFCs could be photocatalytically mineralized with TiO_2 . They demonstrated that dichlorodifluoromethane (CFC-12, CF_2Cl_2) could be readily photo-oxidized by UV radiation at 366 nm in the presence of fine crystallites of TiO_2 . The products detected were CO_2 , Cl^- and F^- ions and chlorine (Cl_2).

Wylie [85] also observed CFC-12, CFC-11 and HCFC-22 decomposition on oxide surfaces under ultraviolet-visible photolysis (at $\lambda > 300$ nm) and/or thermal treatment.

It is worth reminding that CFC-12 has a very high GWP₁₀₀ of 10900 and with a radiative forcing of 0.169 it represents 6.2% of the total of the LLGHGs and ranks 4th in importance.

2.4.2. CFC-11

Kutsuna [86] studied the adsorption and reaction of trichlorofluoromethane (CFC-11, CCl₃F) on various particles and confirmed the surface induced degradation of CCl₃F in air under photoirradiation at room temperature with UV wavelengths above 310 nm on some metal oxides. Calhoun [87] described the CFC-11 dehalogenation through a reductive chain reaction upon illumination of aqueous, air-free suspensions of TiO₂ particles in the presence of formate ions. Winkelmann [88] proved that CFC-11 could be photoreduced in aqueous suspensions of TiO₂ particles containing HCO₂⁻ ions and air.

CFC-11 has a GWP₁₀₀ of 4800 and with a radiative forcing of 0.061 (2.2% of total) and ranks 5th in importance among LLGHGs.

2.4.3. HCFC-22

Wataru [45] studied the photocatalytic decomposition of halocarbons by using TiO₂ and the decomposition rate was found to be the highest for chlorodifluoromethane (HCFC-22).

HCFC-22 has a RF of 0.033 (1.2% of total) and ranks 6th in importance among LLGHGs.

2.4.4. CFC-113

Weaver [89] showed that reductive dehalogenation of trichlorotrifluoroethane (CFC-113), took place upon illumination of air-free suspensions of TiO₂ particles containing formate ions.

CFC-113 has a RF of 0.024 (0.9% of total) and ranks 7th in importance among LLGHGs.

2.4.5. Other halogenated derivatives

The photocatalytic degradation of several other CFCs has been reported in the literature. For instance, Sangchakr [90] studied the photodegradation of CH₃CF₂H (HFC-152a) at 185 nm and 254 nm with TiO₂. Although degradation rate was nearly twice as large at 185 nm as at 254 nm, almost complete mineralisation was only obtained with TiO₂ at 254 nm.

Delprat [91], studied the aqueous degradation over TiO₂ photocatalyst of CFC-11 as well as CH₃-CCl₂F (HCFC-141b) and CF₃-CH₂F (HFC-134a) under UV light. The Japanese agency of industrial science and technology deposited a patent [92] on a new catalyst for the removal of chlorofluoromethanes. Decomposition of chlorofluoromethanes was achieved by irradiation at a wavelength lower than 400 nm over TiO₂ photocatalyst doped with Pd, Rh, Ir, or Ru.

Other classes of GHGs are included in the Montreal Protocol for Substances that deplete the ozone layer like halons and halogenated solvents containing chlorine and bromine: methyl chloroform (CH₃CCl₃) [93], carbon tetrachloride (CCl₄) [94,95], bromochloromethane (CH₂BrCl) [96], etc. These chemicals can also be eliminated by photocatalytical oxido-reductions. For instance the phototransformation of

bromochloromethane and other halons and halomethanes containing bromine and fluorine (CBr₃F) or chlorine and bromine (CBrCl₃, CHBrCl₂, CH₂BrCl) have been investigated by Calza under aerobic and anaerobic conditions over TiO₂ photocatalyst both in homogeneous and heterogeneous systems [96]. Both oxidative steps and reductive steps were detected during the degradation pathways. Several halogenated intermediates and oxygenated compounds were identified. Alberici [97] also described photocatalytic degradation of chlorinated volatile organic compounds.

In aqueous media neutralisation of halo acids might be necessary. In the gaseous phase, deactivation of the photocatalysts may occur by F⁻ or Cl⁻ contamination [98], but as for NO₃²⁻ or SO₄²⁻ deactivation of catalysts during the photocatalytic oxidation of NO_x or sulphur containing compounds, respectively, the reactivation or regeneration of the photocatalysts might be easy and rapid by rinsing them with water [99,100,101], to remove the corresponding acids.

Concentrations in the atmosphere of CFCs and of many other GHGs are within the ppb (10⁻⁹) range. Studies on the photocatalytic oxidation of air pollutants have primarily dealt with concentration range from low-ppm to high-ppm levels, typically 10-1000ppm. Jo [102] evaluated the technical feasibility of applying TiO₂ photocatalytic technology to cleansing low-ppb concentrations of VOCs and found that their destructions were up to nearly 100%.

3. PART 2: The potential of photocatalysis against other agents causing climate change

In this second part of the review, current progress in the area of photocatalysis of other agents causing climate change is discussed, in particular direct photocatalytic reduction of O₃; photocatalytic oxidation of NO_x, soot and O₃ precursors over some semiconductor photocatalysts, in particular over TiO₂ based catalysts.

3.1. Other global warming contributors

Figure 2 (from IPCC 2007 AG4) shows that the greenhouse forcing of methane, halocarbons, tropospheric ozone, N₂O and black carbon BC (soot), compare in magnitude to the radiative forcing by CO₂.

Insert figure 2

For Hansen and Sato [103] (figure 3) direct and indirect forcing by CH₄ (0.7 W/m²) is half as large as that of CO₂ and the total forcing by non-CO₂ GHGs (1.4 W/m²) equals that of CO₂.

Insert figure 3

3.2. Tropospheric Ozone

Tropospheric ozone (O₃) is, after CO₂ and CH₄, the 3rd most important contributor to greenhouse RF. O₃ is not an LLGHGs. Its concentrations are highly variable in space

and time, the highest concentrations being observed under certain weather conditions over industrial regions.

Tropospheric ozone, which is produced by man-made emissions of O₃-forming gases, has increased of 35% from 1750 to 2000, and adds $0.35 \pm 0.15 \text{ W m}^{-2}$ according to the IPCC 3rd assessment report [104] or $0.5 \pm 0.2 \text{ W m}^{-2}$ according to Hansen estimates (figure 3).

Ozone is produced in the troposphere by photochemical oxidation of CO, CH₄ and non-methane volatile organic compounds (NMVOCs) in the presence of NO_x. For some authors, depletion of hydroxyl radicals may be one of the indirect causes of increasing atmospheric methane and thus of tropospheric O₃.

Methane is the dominant VOC precursor to global tropospheric O₃ and, as such, has significant implications on ozone level. Thus, its photocatalytic removal from the atmosphere can reduce O₃ levels. According to Fiore [105], with a 3-D model of tropospheric chemistry, reducing anthropogenic CH₄ emissions by 50% nearly halves the incidence of U.S. high-O₃ events and lowers global RF by 0.37 W.m^{-2} (0.30 W.m^{-2} from CH₄, 0.07 W.m^{-2} from O₃).

3.2.1. Direct photocatalytic destruction of tropospheric Ozone

Gas phase O₃ decomposition by thermal catalysis has been reviewed by Dhandapani [106]. Ground level ozone is a GHG and is associated with adverse health and welfare effects.

On one side, direct photocatalytic removal or destruction of tropospheric O₃ is possible at room temperature, for instance over TiO₂ photocatalysts [107,108], silver or silver oxide loaded TiO₂ [109], or Pt-loaded TiO₂ [110].

On the other side, a recent study [111] revealed for the first time the production of O_3 from TiO_2 coated glass surfaces with nitrate anions (either premixed with TiO_2 as KNO_3 or deposited from gaseous NO_x) irradiated with broad-band light. As stratospheric ozone forms a protective layer that shields life on Earth from the Sun's harmful rays, international regulations work at protecting this "good" ozone in the upper atmosphere through regulations on ozone depleting substances like CFCs. This discovery might help fighting against the hole in the ozone layer by some kind of high altitude photocatalytic techniques yet to be developed.

3.2.2. Indirect photocatalytic elimination of tropospheric Ozone by photocatalytic mineralization of VOCs, CO and NO_x

As NO_x , CO, and VOCs are O_3 precursors, and as these local pollutants can be reduced by photocatalytic processes an indirect way to reduce tropospheric ozone is through the photocatalysis of NO_x , CO and VOCs.

Photocatalytic oxidation (PCO) reactors are able to eliminate many VOCs. Hodgson [112] reported an experimental evaluation of a PCO device with UV light and a tungsten oxide (WO_3) modified with TiO_2 photocatalyst. The device was challenged with complex mixtures containing 27 VOCs usually present in office buildings and proved to be quite efficient.

Several authors described the PCO of CO [113,114,115,116]. Already in 1972, Formenti [28] observed that oxygen at 25°C was adsorbed on some oxides (Al_2O_3 , Fe_2O_3 , GeO_2 , SiO_2 , TiO_2 , V_2O_5 , ZrO_2), in particular on TiO_2 , and that in the presence of UV radiation, as a labile species, O_2^- reacted under irradiation with paraffins, olefins, CO, SO_2 , and NO, to give products of partial or of total oxidation.

Since then, the level of activity in this field increased exponentially and a huge amount of research has been conducted as illustrated by the very high number of related publications. In 1994 Blake [117] in his first report entitled: “*Bibliography of work on the heterogeneous photocatalytic removal of hazardous compounds from water and air*”, included 663 references collected since the middle of 1993. Blake’s first update till 1995 contained 574 additional references. The 1997 update contained 518 new citations and the 1999 update contained 1,517 new references. In 2001 Blake [118] reviewed 1555 new articles.

3.3. Particulate matter

NO_x pollution is often associated with particulate matter (PM), which gives important concern about its effects on human health. Average ranges of particulate matter concentrations and chemical composition show significant spatial and temporal variations in airborne.

Vione [119] in a tutorial review explained the tropospheric photochemical reactions on particulate matter.

In their large scale experiments in weaning rooms of a swine farm containing 391 pigs, Costa and Guarino [51] obtained significantly lower levels of PM₁₀ in the treated room by a TiO₂ photocatalytic paint (48 µg vs 58 µg).

In this review PM elimination or destruction by photocatalysis is not addressed, but it is worth noting that several articles described the photocatalytic elimination, in air and/or in water, of polycyclic aromatic hydrocarbons (PAHs) [120], dioxins [121], ammonia [122,123], sulphate [124,125], sulphur compounds [126,127], formaldehyde [128,129],

bacteria, spores and viruses [130,131,132] and even biomass [133,134]. All these products are among the constituents of PM, with carbon, mineral dust, pollen, nitrates, ... To reduce secondary fine PM effectively, beside the emissions of NO_x and SO_x, the ammonia emissions need to be decreased and this could also be done by photocatalysis. The 2010-2013 European Commission Life PhotoPaaq project [135] (*Demonstration of Photocatalytic Remediation Processes on Air Quality*) addresses the reduction of pollutants such as nitrogen dioxide, hydrocarbons and particulates. In two different European cities a tunnel and a road have been treated with a photocatalytic additive. Seven research groups from France, Belgium, Greece and Germany, as well as an Italian-French industrial corporation, are taking part in the project. The first field test in a road tunnel in Brussels is scheduled for 2011.

3.4. Soot and Black Carbon

Soot and Black Carbon (BC) warm the Earth by absorbing heat in the atmosphere and, when deposited on snow and ice, by reducing albedo, the ability to reflect sunlight.

Black carbon deposition on snow is a major source for arctic sea ice retreat and melting glaciers. BC aerosol albedo, causes a semi-direct reduction of cloud cover, and reduces cloud particle albedo. All these effects cause global warming.

BC is formed through the incomplete combustion of fossil fuels, biofuel and biomass, and is emitted in both anthropogenic and naturally occurring soot. Soot is a general term that refers to impure carbon particles resulting from the incomplete combustion of a hydrocarbon. The main constituents of soot are PAHs, many organic acids and BC (light absorbing elemental and organic carbon particles). Atmospheric brown clouds [136] (ABCs) are regional scale plumes of air pollution that consist of copious amounts

of tiny particles of soot (containing BC), sulphates, nitrates, fly ash and many other pollutants.

In its 2007 report, the IPCC [137] estimated for the first time the direct RF of BC from fossil fuel emissions at $+0.2 \text{ W/m}^2$, and the RF of BC through its effect on the surface albedo of snow and ice at an additional $+0.1 \text{ W/m}^2$. But many of the scientists mentioned in the IPCC report estimate, in more recent studies that emissions from BC are the second largest contributor to global warming after carbon dioxide emissions. Hansen [138,139] estimated the climate forcing of BC at $1.0 \pm 0.5 \text{ W.m}^{-2}$. For Ramanathan and Carmichael [140,141] the BC forcing of 0.9 W.m^{-2} (with a range of 0.4 to 1.2 W.m^{-2}) is as much as 55% of the CO_2 forcing and is larger than the forcing due to all the other GHGs together. A relatively cheap, fast and simple way to significantly rein in global warming, especially in the short term, consists in decreasing black carbon emissions. Conceivably a reduction of climate forcing by 0.5 W.m^{-2} or more could be obtained by reducing black carbon emissions from diesel fuel and coal.

3.4.1. Photocatalytic oxidation of soot

Many authors like Hansen [139] or Jacobson [142] often talk indifferently of soot or BC. IPCC 2007 wrote [143]: “*Fossil fuel and biomass burning have increased aerosols containing sulphur compounds, organic compounds and black carbon (soot)*”. Although there are slight differences between black carbon and soot, we assume that their oxidation process and their photocatalytic mineralization are similar. In this chapter photocatalytic abatement of soot is reviewed.

Recently D’Auria [144] compared the photochemical degradation of crude oil by direct irradiation, photocatalysis, and photocatalysis on zeolite. They found that photocatalysis gave extensive degradation of crude oil: linear alkanes were degraded for 98.66%,

branched alkanes were reduced for 97.31%, cyclic alkanes for 96.04%, while aromatic compounds and alkenes were reduced for 99.54 and 98.38%, respectively. Some of these compounds might be considered as VOCs, some others as soot. It was not until 2002 that Lee [145] monitored the solid-phase photocatalytic degradation reaction of black carbon soot deposited on a TiO₂ film by weight loss measurement. They also investigated the role of migrating OH radicals during the solid phase photocatalytic reaction at the soot/TiO₂ interface. The presence of O₂ was essential in the photocatalytic soot oxidation. Adding water vapour efficiently enhanced the photooxidation rate of soot as a precursor of OH radicals, the main oxidant species, meanwhile introducing 2-propanol reduced the photooxidation rate of soot as an OH radical scavenger. In 2004 during experiments of direct, lateral and remote photocatalytic destruction of soot by titania, Lee [146] found evidence for the photo-generation of an oxidising species which was both surface mobile and capable of airborne diffusion.

In 2006 Mills [147] described the photomineralisation of soot by P25 titania films which exclusively involved the oxidation of carbon to CO₂.

Then, Chin [148,149,150] developed a kinetic model for direct photocatalytic soot oxidation by thin films of TiO₂, and in 2009 they published an article [151] about quantitative photocatalysed soot oxidation on TiO₂.

Many scientists mentioned in the 2007 IPCC report, estimated that reducing BC and soot emissions could be the fastest strategy for slowing climate change [152]. Black carbon alone is estimated to have a GWP₁₀₀ of 1,055 to 2,240. Fossil fuel soot has a lower estimated GWP₁₀₀ of 840 to 1,280, as a result of mixing with cooling aerosols and particulate matter.

Soot and BC stay from several days to weeks in the atmosphere, whereas CO₂ has an atmospheric lifetime of more than 100 years. Given black carbon's relatively short lifespan, according to Jacobson [153], reducing black carbon emissions is very likely to be the fastest method of slowing global warming in the immediate future. Photocatalytic BC and soot oxidation processes may contribute to this goal.

3.5. Photolysis of SF₆ and SF₅CF₃

The global warming attributable to sulphur hexafluoride (SF₆) and trifluoromethyl sulphur pentafluoride (SF₅CF₃) is currently low (0.003 W.m⁻²), but on a per molecule basis they might be among the most potent GHGs.

SF₆ is a gas with a warming potential GWP₁₀₀=23900 and a lifetime of 3200 years and has as a very strong radiative forcing [154] of 0.52 W.m⁻².ppbv⁻¹ meanwhile the radiative forcing of SF₅CF₃ is estimated to 0.59 W.m⁻².ppbv⁻¹. Due to their progressive accumulation in the atmosphere, they are believed to aggravate the Earth's greenhouse effect in the long run since once emitted into the atmosphere, their chemical inertness explains their long lifetimes as they are removed exceedingly slowly.

Several thermal catalysts [155] have been found efficient to decompose SF₆: AlPO₄, CePO₄, YPO₄, and Zr₃(PO₄)₄ at 800-1000 K. Dervos [156] observed that in the presence of moisture on a few micrometers-thick Al₂O₃ film, hot SF₆ molecules form a diffused over layer of AlF₃, the by-products in the gas matrix being mainly sulphur oxides at temperatures below 300°C. The application of photochemical techniques to eliminate SF₆ and SF₅CF₃ is a relatively new field. With the purpose of developing novel

remediation techniques for SF₅X pollution (X = F or CF₃), Huang published a series of papers on their efficient abatement under UV irradiation at 185nm in the presence of acetone [157], propene [158] or styrene [159]. To decompose more than 90% of the initial SF₅X, 360 min of irradiation were necessary in the presence of styrene or propene, but only 100 min in the presence of acetone. It is noteworthy that the whole system has not yet been totally optimized. As-fluorinated intermediates and products were expected, the photodegradation studies were conducted in a homemade stainless steel reaction cell, and no photocatalyst was used. But if photolysis is possible, the photocatalysed reaction would probably also be obtained. More research, time and effort for the application of the photocatalysis in this field are needed. Recently, Song [160] reported the photodegradation of SF₆ by reductive radicals generated by UV light on polyisoprene surface from natural rubber.

3.6. What about NF₃?

Although not yet well documented and not yet included in the Kyoto list of GHGs, nitrogen trifluoride (NF₃) has a potential greenhouse impact [161] larger than that of the industrialized nations' emissions of PFCs or SF₆, as NF₃ has a lifetime of 550 years, a GWP₁₀₀ of 17200 and its production in 2008 was equivalent to 67 million metric tons of CO₂. No publication was found on photocatalytic abatement of NF₃, but Vileno [162,163] investigated the thermal decomposition of NF₃ by various oxides and also by Ti, Si, and Sn powders. Using Na-doped alumina, conversion of NF₃ dropped off faster than conversion with the undoped alumina. In all cases, NO_x and the corresponding metal fluorides were the only major products from the reactions. The thermal

decomposition of NF_3 using alumina can occur at temperatures as low as 100°C . Therefore eliminating NF_3 seems easier than SF_6 or CF_4 , and thus photocatalytic decomposition should therefore be possible.

4. PART 3: large scale indoor and outdoor applications of photocatalysis to cleaning off atmospheric environment and future development perspectives

In parts 1 and 2, the potential of photocatalysis at the laboratory scale to transform LLGHGs and SLCFs has been reviewed. Here, examples of real word applications are provided and future perspectives envisioned.

Many authors reviewed the literature about the destruction of VOCs, CO and NO_x by photocatalytic oxidation at the laboratory scale, but also in indoor air: some of these reviews and articles are summarised in Table 5.

In the past few years, Japan, US, Europe and Hong Kong [187,185] have tested photocatalytic oxidation PCO technology in community-scale environmental remediation. Under light illumination NO_x will be oxidized to nitric acid, neutralized by the alkaline materials in concrete, and washed away by rain.

Insert table 5

A Patents' overview of the application of TiO_2 photocatalysis for air treatment has recently been done by Paz [188].

In Japan, Ibusuki [189] conducted tests in a roadside of a 6 lane bound highway in Tokyo with an average traffic of 113,000 vehicles a day. The average removal percentage for NO_x with windowed panels was 31-69% during the field tests. VOCs and SO₂ were respectively removed by 17-20% and by 67-78%. For NO_x, the estimated rate was 3 mmol.m⁻².d⁻¹. The capacity of the photocatalytic sheet for NO_x removal was 20 mmol.m⁻². Mo [172] reported that TiO₂ has been applied in coatings in many Japanese cities, such as Osaka, Chiba, Chigasaki, Suitama and Shinatoshin. At least 50,000 m² of surface area in Japan has been covered with such coating, and the authors claimed that the daily removal rate goes from 0.5 to 1.5 mmol.m⁻² and that the photocatalytic material could maintain its effectiveness with very little performance deterioration. Also, in 1999, a TiO₂ coating was used to coat highway sound barriers in Osaka, Japan, the purpose of which was to reduce NO_x pollutants as well as providing a self-cleaning effect. According to several of the authors cited, the tested photocatalytic coatings have a potential to economically reduce emitted NO_x, CO and VOCs at ambient conditions and are nearly maintenance-free. These large scale in-situ de-polluting systems were tested in order to evaluate the costs/benefits of photocatalytic coating on walls, pavements, sound barriers and other road structures for the on-site destruction of NO_x, and to develop advanced, cost-effective catalytic coatings on concrete, asphalt and other road surfaces.

In tests carried out in Houston [190], the preliminary estimates of NO_x removal for Harris County were very promising: NO removal of around 0.01 g.m⁻² over a 12 hour daytime period assuming an effective concentration of 2000 ppb near the catalytic surfaces. The NO concentration coming out of vehicles in the vicinity was 650 ppm, meanwhile at ambient conditions NO concentration was around 200 ppb. This

represented a 28% removal or, assuming that pavements last for 5 years, 50,000 ton.yr⁻¹ at a cost of \$200 per ton. The authors concluded that the reduction on the number of high ozone days could be significant to allow sustainable economic developments in major Texas urban areas (e.g., Houston-Galveston-Brazoria and Dallas-Ft. Worth). PICADA [191] was a research group partially funded by the European Union and comprised universities and companies from England, France, Italy, Denmark and Greece. They have produced numerous photocatalytic active materials. In particular, TxActive, produced by Italcementi, is a photocatalytic cement that has entered the commercial market. Some of their results have been published [192]. In the frame of the PICADA project (2002-2005) several laboratory scale tests, macro scale tests and tests on pilot sites were conducted [193,194,195]. The laboratory tests showed 80% reduction in levels of NO_x (especially NO) near TiO₂ containing paints and cements, meanwhile in canyon street tests, NO_x concentrations were reduced by 40-80% depending on the differences in emission sources, wind direction and orientation of the walls. In Germany, nitrogen oxide-reducing paving slabs developed by F. C. Nüdling Betonelemente are currently being tested in the cities of Erfurt and Fulda. Proof of the effectiveness of these paving slabs has subsequently been provided by the Fraunhofer Institute. The work was funded by the German Environment Foundation. Measurements equally taken at a height of three meters above the Gothaer Platz in Erfurt, which is already paved with “Air Clean” paving slabs, revealed an average degradation rate of 20% for NO₂ and 38% for NO. Measurements recorded from 14 to 23 months after they were laid revealed no change from the initial degradation capability of the photocatalyst: they remain stable over the long term. The Baroque city of Fulda is currently embarking on this new way to fight air pollution: the paving slabs are to be

laid the length of Petersberger Straße. In Belgium a pilot project of 10 000 m² was constructed in Antwerp [196]. Measurements to reveal the air purifying efficiency in situ and the durability of this efficiency were programmed. The final results of the 4-year project obtained in laboratory as well as on site at the Leien of Antwerp indicated a durable efficiency towards NO_x levels reduction, which was in favour for the diminishing of the risk on ozone formation.

All these results obtained on street-air purification show that a successful decomposition of NO_x and VOCs along concrete paving stone surfaces is feasible by using PCO in the presence of UV light. Ozone can also be decomposed to oxygen over photocatalysts according to the literature (vide supra). New experiments should not only concentrate on reduction levels of NO_x, CO and VOCs, but also on other GHGs like CH₄ or N₂O.

4.1. Photocatalytic activity of TiO₂

Titania is known as a semiconductor material which exhibits photocatalytic activity for decomposition of many organic substances under UV light irradiation [197].

Up to now, TiO₂ has undoubtedly been proven to be the most excellent photocatalyst for the decomposition of many organics under UV irradiation [198].

When exposed to solar radiation it acts as a catalyst for the photodecomposition of pollutant molecules adsorbed on its surface and the transformation into non-toxic or less toxic compounds. With nanomaterials, TiO₂ photocatalysed oxidation or reduction of many pollutants has become a reality in every day's life. Incorporation of TiO₂ in building materials, glass or surface coatings [199] imparts self-cleaning and de-

polluting properties to them. TiO₂ photocatalysis has been studied in large scale and open air to reduce NO_x and VOCs pollution [200] in several countries (vide supra).

Since the early twentieth century, TiO₂ has been widely used in sunscreens, lipsticks, ointments, toothpaste, paints, and as a pigment. Regarding its commercial availability, suitable optical and electronic qualities, chemical stability and non-toxicity, TiO₂ seems to be the most convenient candidate for photocatalytic conversion of many mineral and organic compounds and especially for GHGs and other climate forcers. Therefore, this paper focused mainly on the photocatalytic conversion of GHG on the TiO₂-based catalysts [201], but also other photocatalysts have been cited [202].

4.2. Visible light TiO₂ photocatalysts

The major components and impurities of the earth's atmosphere (N₂, O₂, H₂O, GHGs like CO₂, CH₄, CFCs, etc.) are almost totally transparent to solar radiation. Only a small portion of the energy of solar light is found in the wavelength $\lambda \leq 200$ nm spectral region where electronically excited states of these molecules can be formed. In other words, most of the energy of the solar flux cannot participate in such direct photochemical reactions [203]. Photocatalysis with visible-light photocatalysts can facilitate the photooxidative degradation of organic pollutants [204]

Due to the relatively broad band gap energy of about 3.2 eV, the light absorption of anatase TiO₂ takes place in the UV range allowing the absorption of only 4-5 % of solar energy, and resulting in low quanta efficiencies. For this reason, much research is actually focused [205] on broadening the spectrum range, in which TiO₂ is capable to

absorb visible light, as there is almost 10 times more energy produced by sunlight in the visible than in the UV range.

Strategies to induce visible light activity have been reviewed by many authors and abundant literature exists on the subject [206,207,208,209,210,211] that enumerates the various ways by which modified TiO₂ or other semiconductors are effective for the degradation of organic or mineral pollutants using the visible range of the solar spectrum. Among other catalysts, carbon doped, nitrogen-doped and Sn-doped titania photocatalysts show enhanced daylight activity, but also TiO₂ doped with rare metals and rare-earth metals. Other strategies to induce visible light activity have been described, like the accumulation of defects on TiO₂ nanomaterials.

4.3. Recent developments in photocatalysis

Qin [212] reported the novel photocatalytic activity of Yb(3+),Tm(3+)/TiO(2) core/shell nanoparticles under near-infrared (NIR) irradiation. Kogo [213] proved that an Au₂₅-modified TiO₂ worked as a photocatalyst both under visible and NIR light (≤ 860 nm).

These studies demonstrate that NIR energy can be used as the driving source for photocatalysis besides UV and visible light.

Recently, Horikori [214] reported microwave specific effects on photo-assisted reactions. In the case of ZnO, the photoactivity was enhanced by microwaves' magnetic field (non-caloric specific effect), but decreased by the thermal factor originating from the microwaves' electric field. For the same reaction, on the contrary to ZnO, the photoactivity of TiO₂ was enhanced by the synergistic effect of both magnetic and electric fields of microwave radiation.

The combination of photocatalysis with other chemical or physical operations might improve the photoprocess performance by synergistic effect [215].

4.4. Key research needs

Worldwide, coal mine methane emissions make up approximately 8% of the world's anthropogenic CH₄ emissions and approximately 70% of all coal mining related emissions [216] are from underground ventilation air: could photocatalysis be helpful in reducing coal mine CH₄ emissions?

In recent years continued breakthroughs have been made in the preparation, modification, and environmental applications of photocatalysis [217]. Photocatalytic reduction of atmospheric levels of almost all GHGs and of air pollution using TiO₂ nano-particles and free solar energy at room temperature is a very attracting concept. The processes are almost mature and technically feasible. However, accomplishing this goal in an efficient and cost-effective way will be challenging due to the large volumes of air that must be processed.

Pichat [171] noted that most often, in many laboratory studies, the tests of TiO₂ powders. TiO₂-containing coatings or photocatalytic reactors are done with only one pollutant at the ppm level. Indoor air contains many pollutants at much lower concentrations, at ppb scale, but with % levels of humidity. Therefore, the interactions to be considered are not those between “dry” TiO₂ and ppm levels of pollutants, but competition between TiO₂ covered by layers of water and pollutants at the ppbv scale. A mixture of several pollutants from a variety of chemical families at ppbv scale must be investigated, and why not, chosen among GHG and GW contributors.

Photocatalytic reactors can be modular and operate with negligible pressure drop. They have already been scaled up to suit a wide variety of indoor and outdoor air quality and environmental applications [218,219]. But even if photocatalysis already offers good prospects, more research has to be performed before reaching useful giant photocatalytic reactors [220,221] able to filter or purify several km³ of air every day.

Intensified research efforts in this direction are necessary to:

- develop more efficient photocatalysts with enhanced photocatalytic activity and increased specificity, maybe by composite photocatalysts made of semiconductor oxides and high surface area adsorbents [222], or by molecular imprinting [223] in order to induce selectivity among the pollutants to be mineralized;
- choose the best photocatalyst among the numerous candidates, which apart from cost also depend on which pollutants and chemical reactions are considered;
- optimize the different reduction or oxidation processes, mass transport, adsorption of contaminants, contact time, humidity effects, adhesion of photocatalyst to substrates, photocatalyst reactivation in case of deactivation;
- determine how to best deploy and use photocatalytic oxidation or reduction technology;
- ensure that there are no emissions of toxic by-products and no unintended environmental consequences from the large scale use of these catalysts and processes.

This review will maybe promote further R&D efforts in the area of GHGs removal by photocatalysis, for instance to reduce GHGs emissions against coal mining methane, or methane biogas from mechanical and biological fermenting waste composting and treatment. For instance sludge from water treatment plants is often composted or dried inside large greenhouses of up to 5000 m², without recovery or valorisation of methane biogas: photocatalysis of the exhaust gases should be attempted.

Each square meter of high-performance photocatalytic material, exposed to outdoor sunlight, can remove VOCs and NO_x from respectively about 60 and 200 m³ of air per day [224].

The Heat Island Group of the Environmental Energy Technologies Division of the Lawrence Berkeley National Laboratory has investigated novel infrared-reflecting cool roofing materials and examined the feasibility of novel roofing and other construction materials that may clean the ambient air. As many TiO₂-based coatings have high solar reflectance and can help keep the building roofs and walls cool, they can reduce electricity use for summertime air-conditioning. Although there is a wintertime heating penalty, Akbari [225] and Konopacki [226] documented net annual energy savings of 10 to 20%. Parker [227] also noted a 12 to 40% kWh peak period demand reduction. According to Rosenfeld [228] a 10% reduction in annual cooling energy use could save each year about \$50 per household, which represents about \$50 million annual savings for California alone. Cheap TiO₂ white paints can help reaching this goal and, maybe, at the same time, destroy harmful pollutants and GHGs.

Increasing the albedo of urban surfaces has received attention as mitigation strategy against urban heat islands. For instance, recently Oleson [229] studied with a global climate model the effects of white roofs on urban temperature and found that urban

daily maximum temperature can be decreased by 0.6°C and daily minimum temperature by 0.3°C with annual mean heat-island decrease of 33%. Akbari [230] estimated that with fully implemented white roofs, white pavements and shade trees, the cooling energy savings in U.S. could be of about \$100 per air-conditioned house representing about \$5 billion per year. Akbari [231] also estimated that about 20% of the national cooling demand could be avoided through a large-scale implementation of heat-island mitigation measures. This amounts to 40 TWh/year savings in cooling-electricity alone. Already self cleaning glass and paints are identified as elements of a green architecture for destruction of the urban air pollutants. As TiO₂ is perfectly compatible with silicate body mixes, the possibility to obtain photocatalytic construction materials, to be used for outdoor applications, such as wall paints, glass, roofs and floor tiles could represent an opportunity to address several of the problems connected with the increasing environmental pollution and global warming problems such as reducing urban heat-island, smog, local pollutants levels as well as GHGs, and at the same time saving energy and reducing CO₂ emissions. This can help to mitigate GHG emissions and also provide environmental protection, public health and sustainable development co-benefits.

5. CONCLUSION

Many thermal catalytic methods exist for the abatement of CH₄, N₂O, CFCs, SF₆, etc. But the decompositions often take place at high temperatures and the catalysts include expensive rare metals. As the sources of GHGs are numerous and often diffuse, only part of these emissions can be effectively controlled by this type of cleanup methods.

This comprehensive review on photocatalysis techniques at room temperature aims at demonstrating their potential in helping solving the environmental and global warming challenges humanity is currently facing, by demonstrating that photocatalytic technologies could be useful in:

- transforming or converting CO₂ gas, back to fuels using solar energy;
- destructing anthropogenic non-CO₂ GHG (mainly N₂O, CH₄, CFCs, etc.);
- eliminating BC and soot (probably also PM), probably the second-largest contributor to global excess radiative forcing after CO₂;
- reducing tropospheric O₃ and its precursors (NO_x, VOCs, CH₄, CO).

Photocatalysis looks like a panacea to fight all potent greenhouse gases, as photocatalysed reactions are able to transform or destroy almost all well-mixed, long-lived greenhouse gases - CO₂, CH₄, N₂O, CFC-12 and CFC-11 - which account for about 96% of the direct radiative forcing, and also short-lived climate forcers like VOCs, NO_x, BC and soot that have an important contribution to climate change.

The effects of essential parameters on process performance, including light wavelength and intensity, type of reducing agent or oxidant, metal-modified surface, temperature and pressure can be found in the literature cited herein.

However, for successful application of photocatalytic laboratory scale techniques to large scale photodegradation of atmospheric pollutants more research and engineering design need to be performed.

This literature review showed that cheaper photocatalytic technologies for the abatement of GHGs, BC, tropospheric O₃ and low-level local pollutants (VOCs and

NO_x) can indeed be an effective alternative to limit their increasing tropospheric concentration and thus reduce their contribution to global warming.

References

- [1] G. Centi, S. Perathoner, Z.S. Rak, *Appl. Catal., B*, 41 (2003) 143.
- [2] A. Fujishima, K. Hashimoto, T. Watanabe (Ed.), *TiO₂ Photocatalysis - Fundamentals and Applications*, BKC Inc., Tokyo, 1999.
- [3] A. Fujishima, K. Honda, *Nature*, 238 (1972) 37.
- [4] M. Kaneko, I. Okura (Ed.), *Photocatalysis: Science and Technology*, Springer, 2002.
- [5] National Oceanic and Atmospheric Administration NOAA, 2009.
- [6] B. Fisher, R. Eisenberg, *J. Am. Chem. Soc.* 102 (1980) 7361.
- [7] T. Inoue, A. Fujishima, S. Konishi, K. Honda. *Nature*, 277 (1979) 637.
- [8] K.R. Thampi, J. Kiwi, M. Graetzel, *Nature*, 327 (1987) 506.
- [9] M. Anpo, K. Chiba. *J. Mol. Catal.*, 74 (1992) 207.
- [10] M. Anpo, H. Yamashita, Y. Ichihashi and S. Ehara, *J. Electroanal. Chem.* 396 (1995) 21.
- [11] K. Ogura, M. Kawano, J. Yano, Y. Sakata, *J. Photochem. Photobiol., A*, 66 (1992) 91.
- [12] P. Usubharatana, D. McMartin, A. Veawab, P. Tontiwachwuthikul, *Ind. Eng. Chem. Res.* 45 (2006) 2558.
- [13] S.C. Roy, O.K. Varghese, M. Paulose, C.A. Grimes, *ACS Nano*, 4 (2010) 1259.
- [14] K. Kočí, L. Obalová, Z. Lacný, *Chem. Pap.* 62 (2008) 1.
- [15] C. Wang, R.L. Thompson, J. Baltrus, C. Matranga, *J. Phys. Chem. Lett.* 1 (2010) 48.
- [16] O.K. Varghese, M. Paulose, T.J. LaTempa, C.A. Grimes, *Nano Lett.* 9 (2009) 731.
- [17] Slamet, H.W. Nasution, E. Purnama, K. Riyani, J. Gunlazuardi, *World Appl. Sci. J.* 6 (2009) 112.
- [18] Q-H. Zhang, W-D. Han, Y-J. Hong, J-G. Yu, *Catal. Today*, 148 (2009) 335.
- [19] K. Kočí, L. Obalová, D. Plachá, Z. Lacný, *Collect. Czech. Chem. Commun.* 73 (2008) 1192.
- [20] V.P. Indrakanti, J.D. Kubicki, H.H. Schobert, *Energy Environ. Sci.*, 2 (2009) 745.
- [21] J. C. S. Wu, in: M. Anpo, P. Kamat (Ed.). *Environmentally benign photocatalysts: Applications of titanium oxide-based materials (Nanostructure Science & Technology)*, Springer, 2010, pp. 673-698.
- [22] G. Centi, S. Perathoner, *Catal. Today*, 148 (2009) 191.
- [23] M. Mikkelsen, M. Jørgensen, F.C. Krebs, *Energy Environ. Sci.*, 3 (2010) 43.
- [24] D.C. Grills, E. Fujita, *J. Phys. Chem. Lett.* 1 (2010) 2709.
- [25] O. Boucher, G.A. Folberth, *Atmos. Environ.* 44 (2010) 3343.

-
- [26] D. Bastviken, L. J. Tranvik, J. A. Downing, P. M. Crill, A. Enrich-Prast, *Science*, 331 (2011) 50.
- [27] M. Formenti, F. Juillet, P. Meriaudeau, S. J. Teichner, P. Vergnon, *J. Colloid Interface Sci.* 39 (1972) 79.
- [28] N. Djeghri, M. Formenti, F. Juillet, S. J. Teichner, *Faraday Discuss. Chem. Soc.*, 58 (1974) 185.
- [29] S.L. Kaliaguine, B.N. Shelimov, V.B. Kazansky: *J. Catal.* 55 (1978) 384.
- [30] K.R. Thampi, J. Kiwi and M. Graetzel, *Catal. Lett.* 1 (1988) 109.
- [31] M. Graetzel, K.R. Thampi, J. Kiwi. *J. Phys. Chem.* 93 (1989) 4128.
- [32] K. Wada, K. Yoshida, T. Takatani, Y. Watanabe, *J. Chem. Soc., Faraday Trans.* 94 (1998) 1771.
- [33] X-H. Chen, S-B Li, *Fenzi Cuihua*, 14 (2000) 243.
- [34] X-H. Chen, S-B. Li, Y-Z. Wang, *Fenzi Cuihua*, 14 (2000) 245.
- [35] C.T. Brigden, S. Poulston, M.V. Twigg, A.P. Walker, A.J.J. Wilkins; *Appl. Catal., B*, 32 (2001) 63.
- [36] O. Kleinschmidt, D. Hesse. *Can. J. Chem. Engineering*, 80 (2002) 71, and references from M. Fromenti of the 70s cited therein.
- [37] R.W. Melse; M.A. Hilhorst, *Agrotechnology and Food Innovations B.V.*, 2003, Wageningen (Ed), 2003.
- [38] C-F. Lien, M-T. Chen, Y-F. Lin, J-L. Lin, *J. Chin. Chem. Soc. (Taipei, Taiwan)*, 51 (2004) 37.
- [39] V. Krishna, V.S. Kamble, P. Selvam and N.M. Gupta. *Catal. Lett.* 98 (2004) 113.
- [40] A. Haeger, O. Kleinschmidt, D. Hesse. *Chemical Engineering & Technology*, 27(2004) 181.
- [41] A. Haeger, O. Kleinschmidt, D. Hesse. *Chemical Engineering & Technology*, 27(2004) 1019.
- [42] M. Finger, A. Haeger, D. Hesse. *Chemical Engineering & Technology*, 28 (2005) 783.
- [43] Liu D., Zhang P-Y., Wang J-W., *China Environmental Science*, 26 (2006) 653.
- [44] Minami Wataru, Kimu Hijon, *Kagaku Kogaku Ronbunshu*, 32 (2006) 310.
- [45] Troy M. Twesme, Dean T. Tompkins, Marc A. Anderson and Thatcher W. Root. *Appl. Catal., B*, 64 (2006) 153.
- [46] I.R. Bellobono, R. Stanescu, C. Costache, C. Canevali. F. Morazzoni, R. Scotti, R. Bianchi, E.S. Mangone, G. de Martini, and P.M. Tozzi, *Int. J. Photoen.* (2006) Article ID 73167.
- [47] S. Espagnol, M. Hassouna, P. Robin, P. Levasseur, C. Vallet. *Journées Recherche Porcine*, 38 (2006) 27.

-
- [48] I.R. Bellobono, M. Rossi, A. Testino, F. Morazzoni, R. Bianchi, G. de Martini, P.M. Tozzi, R. Stanescu, C. Costache, L. Bobirica, M.L. Bonardi and F. Groppi.; *Int. J. Photoen.*, (2008) Article ID 283741.
- [49] Marcella Guarino, Annamaria Costa and Marco Porro. *Bioresource Technology*, 99 (2008) 2650.
- [50] A. Costa, M. Guarino: Photocatalytic TiO₂ treatment effects on ammonia, greenhouse gases, dust concentration and emission in a weaning room. *Proceedings of the International Conference on Agricultural Engineering and Industry Exhibition: Hersonissos, Crete, Greece, p1260-1273, 23-25 June 2008.*
- [51] K. Shimura, S. Kato, T. Yoshida, H. Itoh, T. Hattori, H. Yoshida, *J. Phys. Chem. C*, 114, (2010) 3493.
- [52] K. Shimura, H. Yoshida, *Energy Environ. Sci.*, 3 (2010) 615.
- [53] I.R. Bellobono, F. Morazzoni, R. Bianchi, E. S. Mangone, R. Stanescu, C. Costache, P.M. Tozzi, *Int. J. Photoen.* 7 (2005) 79.
- [54] C.E. Taylor, *Catal. Today*, 84 (2003) 9.
- [55] L. Yuliatiw, H. Yoshida, *Chem. Soc. Rev.*, 37 (2008) 1592.
- [56] E. R. S. Winter, *J. Catal.* 34 (1974) 431.
- [57] G. Blyholder, K. Tanaka, *J. Phys. Chem.*, 75 (1971) 1037.
- [58] F. Kapteijn, J. Rodriguez-Mirasol, J.A. Moulijn, *Appl. Catal.*, B, 9 (1996) 25.
- [59] K. Ebitani, M. Morokuma, J-H. Kim, A. Morikawa, *J. Catal.* 141 (1993) 725.
- [60] K. Ebitani, M. Morokuma, J-H. Kim, A. Morikawa, *J. Chem. Soc., Faraday Trans.*, 90 (1994) 377.
- [61] K. Ebitani, Y. Hirano, A. Morikawa, *J. Catal.* 157 (1995) 262.
- [62] A. Kudo, H. Nagayoshi, *Catal. Lett.* 52 (1998) 109.
- [63] T. Sano, N. Negishi, D. Mas, K. Takeuchi, *J. Catal.* 194 (2000) 71.
- [64] T. Sano, N. Negishi, K. Takeuchi, *Nippon Kagakkai Koen Yokoshu*, 78 (2000) 582.
- [65] C. N. Rusu, J. T. Yates, Jr.; *J. Phys. Chem. B*, 105 (2001) 2596.
- [66] M. Matsuoka, W-S. Ju, M. Anpo, *Chem. Lett.* 29 (2000) 626.
- [67] M. Matsuoka, W-S. Ju, K. Takahashi, H. Yamashita, M. Anpo, *J. Phys. Chem. B*, 104 (2000) 4911.
- [68] W-S. Ju, M. Matsuoka, M. Anpo, *Catal. Lett.* 71 (2001) 91.
- [69] W-S. Ju, M. Matsuoka, H. Yamashita, M. Anpo, *J. Synchrotron Radiat.* 8 (2001) 608.
- [70] W-S. Ju, M. Matsuoka, M. Anpo, *Int. J. Photoenergy*, 5 (2003) 17.
- [71] W-S. Ju, M. Matsuoka, K. Iino, H. Yamashita, M. Anpo, *J. Phys. Chem. B*, 108 (2004) 2128.

-
- [72] M. Matsuoka, M. Anpo, *J. Photochem. Photobiol.*, C, 3 (2003) 225.
- [73] H. Chen, M. Matsuoka, J. Zhang, M. Anpo, *J. Phys. Chem. B*, 110 (2006) 4263.
- [74] K. Ebitani, A. Nishi, Y. Hirano, H. Yoshida, T. Tanaka, T. Mizugaki, K. Kaneda, A. Morikawa, *J. Synchrotron Rad.* 8 (2001) 481.
- [75] P.A. Kolinko, D.V. Kozlov, *Applied Catal. B: Environ.* 90 (2009) 126.
- [76] United Nations, Department of Economic and Social Affairs, Population Division. Population estimates and projections section. World Population Prospects: the 2008 revision.
- [77] J. J. Beaulieu, J. L. Tank, S. K. Hamilton, W. M. Wollheim, R. O. Hall, Jr., P. J. Mulholland, B. J. Peterson, L. R. Ashkenas, L. W. Cooper, C. N. Dahm, W. K. Dodds, N. B. Grimm, S. L. Johnson, W. H. McDowell, G. C. Poole, H. M. Valett, C. P. Arango, M. J. Bernot, A. J. Burgin, C. L. Crenshaw, A. M. Helton, L. T. Johnson, J. M. O'Brien, J. D. Potter, R. W. Sheibley, D. J. Sobota, S. M. Thomas, *PNAS*, 108 (2011) 214.
- [78] J. J. Beaulieu, W. D. Shuster, J. A. Rebholz, *Environ. Sci. Technol.* 44 (2010) 7527.
- [79] IPCC, *Climate Change 2001: The Scientific Basis, Contribution of Working Group I to the Third Assessment Report of the Intergovernmental Panel on Climate Change*, edited by J. T. Houghton, Y. Ding, D.J. Griggs, M. Noguer, P.J. van der Linden, X. Dai, K. Maskell, C.A. Johnson, pp. 881, Cambridge University Press, Cambridge, U.K., 2001.
- [80] P. Forster, V. Ramaswamy, P. Artaxo, T. Berntsen, R. Betts, D.W. Fahey, J. Haywood, J. Lean, D.C. Lowe, G. Myhre, J. Nganga, R. Prinn, G. Raga, M. Schulz and R. Van Dorland, 2007: Changes in Atmospheric Constituents and in Radiative Forcing. In: *Climate Change 2007: The Physical Science Basis. Contribution of Working Group I to the Fourth Assessment Report of the Intergovernmental Panel on Climate Change*. Solomon, S., D. Qin, M. Manning, Z. Chen, M. Marquis, K.B. Averyt, M. Tignor and H.L. Miller (eds.). Cambridge University Press, Cambridge, United Kingdom and New York, NY, USA, 2007.
- [81] K. Tanaka and T. Hisanaga, *Sol. Energy*, 52 (1994), 447.
- [82] M. Tajima, M. Niwa, Y. Fujii, Y. Koinuma, R. Aizawa, S. Kushiyama, S. Kobayashi, M. Mizuno, H. Ohuchi, *Appl. Catal. B*, 14 (1997) 97.
- [83] M. Tajima, M. Niwa, Y. Fujii, Y. Koinuma, R. Aizawa, S. Kushiyama, S. Kobayashi, M. Mizuno, H. Onuchi, *Appl. Catal. B*, 12 (1994) 263.
- [84] K. Tennakone, K.G.U. Wijayantha, *Appl. Catal.*, B, 57 (2005) 9.
- [85] D. J. Wylie, R. P. Cooney, J. M. Seakins and G. J. Millar, *Vib. Spectrosc.* 9 (1995) 245.
- [86] S. Kutsuna, K. Takeuchi, T. Ibusuki, *J. Atmos. Chem.* 14 (1992) 1.
- [87] R.L. Calhoun, K. Winkelmann, G. Mills, *J. Phys. Chem. B*, 105 (2001) 9739.
- [88] K. Winkelmann, R.L. Calhoun, G. Mills, *J. Phys. Chem. A*, 110 (2006) 13827.
- [89] S. Weaver, G. Mills, *J. Phys. Chem. B*, 101 (1997) 3769.

-
- [90] B. Sangchakr, T. Hisanaga, K. Tanaka, *Chemosphere*, 36 (1998) 1985.
- [91] H. Delprat, PhD Thesis directed by P. Pichart: "Air purification by heterogeneous photocatalysis. Application to the treatment of a confined atmosphere polluted by Freons or pyrazines", Lyon's I University, France, Thesis reference N°96 LYO1 0088, 1996.
- [92] Japanese Agency of Ind. Sci. Tech. JP I/1224337 (1990).
- [93] R.M. Alberici, W.E. Jardim, *Appl. Catal. B*, 14 (1997) 55.
- [94] C-Y. Hsiao, C-L. Lee, D.F. Ollis, *J. Catal.* 82 (1983) 418.
- [95] T.S. Wiltowski; R.D. Howerton; S.B. Lalvani; V. Zamansky. *Energy Sources, Part A*, 23 (2001) 845.
- [96] P. Calza, C. Minero, A. Hiskia, E. Papaconstantinou, E. Pelizzetti, *Appl. Catal., B*, 29 (2001) 23.
- [97] R.M. Alberici, M.A. Mendes, W.F. Jardim, M.N. Eberlin, *J. Am. Soc. Mass Spectrom.*, 9 (1998) 1321.
- [98] S. Imamura, T. Higashihara, H. Jindai, *Chem. Lett.* 22 (1993) 1667.
- [99] J.C-M. Yu, Deactivation and Regeneration of Environmentally Exposed Titanium Dioxide (TiO₂) Based Products. Testing Report Prepared for the Chinese Environmental Protection Department, HKSAR, 2003.
- [100] R. Portela, S. Suárez, S.B. Rasmussen, N. Arconada, Y. Castro, A. Durán, P. Ávila, J.M. Coronado, B. Sánchez. *Catal. Today*, 151 (2010) 64.
- [101] Y. Ohko, Y. Nakamura, A. Fukuda, S. Matsuzawa, K. Takeuchi, *J. Phys. Chem. C*, 112 (2008) 10502.
- [102] W-K. Jo, K-H. Park., *Chemosphere* 57 (2004) 555.
- [103] J.E. Hansen, M. Sato, *Proc. Natl. Acad. Sci.*, 98 (2001) 14778.
- [104] IPCC Climate Change 2007: Working Group I: The Physical Science Basis.
- [105] A.M. Fiore, D.J. Jacob, B.D. Field, D.G. Streets, S.D. Fernandes, C. Jang, *Geophysical Res. Lett.* 29 (2002) 1919.
- [106] B. Dhandapani, S.T. Oyama. *Appl. Catal., B*, 11 (1997), 129.
- [107] B. Ohtani, S-W. Zhang, S-I. Nishimoto, T. Kagiya, *J. Chem. Soc., Faraday Trans.*, 88 (1992) 1049.
- [108] A. Mills, S-K. Lee, A. Lepre, *J. Photochem. Photobiol., A* 155 (2003) 199.
- [109] B. Ohtani, S-W. Zhang, T. Ogita, S. Nishimoto, T. Kagiya, *J. Photochem. Photobiol., A*, 71 (1993) 195.
- [110] K-C. Cho, K-C. Hwang, T. Sano, K. Takeuchi, S. Matsuzawa. *J. Photochem. Photobiol., A*, 161 (2004) 155.
- [111] M.E. Monge, C. George, B. D'Anna, J-F. Doussin, A. Jammoul, J. Wang, G. Eychlunet, G. Solignac, V. Daëe, A. Mellouki. *J. Am. Chem. Soc.* 132 (2010) 8234.

-
- [112] A.T. Hodgson, H. Destailats, D.P. Sullivan, W. J. Fisk. *Indoor Air*, 17 (2007) 305.
- [113] S. Sato, *Chem. Phys. Lett.* 123 (1986) 126.
- [114] T. Tanaka, H. Nojima, T. Yamamoto, S. Takenaka, T. Funabiki, S. Yoshid. *Phys. Chem. Chem. Phys.*, 1 (1999) 5235.
- [115] K. Tanaka, G. Blyholder, *J. Phys. Chem.*, 76 (1972) 1807.
- [116] S. Hwang, M.C. Lee, W. Choi. *Appl. Catal., B*, 46 (2003) 49.
- [117] D.M. Blake, National Renewable Energy Laboratory Technical Report NREL/TP-430-6084, 1994.
- [118] D.M. Blake, National Renewable Energy Laboratory Technical Report NREL/TP-510-31319, 2001.
- [119] D. Vione, V. Maurino, C. Minero, E. Pelizzetti, M.A.J. Harrison, R-I. Olariu, Cecilia Arsene, *Chem. Soc. Rev.*, 35 (2006) 441.
- [120] L. Zhang, P. Li, Z. Gong, X. Li, *J. Hazard. Mater.* 158 (2008) 478.
- [121] W. Choi, S.J. Hong, Y-S. Chang, Y. Cho, *Environ. Sci. Technol.*, 34 (2000) 4810.
- [122] A. Wang, J.G. Edwards, J.A. Davies, *Sol. Energy*, 52 (1994) 459.
- [123] J. Lee, H. Park, W. Choi, *Environ. Sci. Technol.*, 36 (2002) 5462.
- [124] Y. Zhao, J. Han, Y. Shao, Y. Feng, *Environ. Technol.* 30 (2009) 1555.
- [125] M.S. Jeon, M.S. Cho, H.K. Joo, T.K. Lee, H. Lee. *Hwahak Konghak*, 38 (2000) 536.
- [126] C. Cantau, S. Larribau, T. Pigot, M. Simon, M.T. Maurette, S. Lacombe. *Catal. Today*, 122 (2007) 27.
- [127] D. Ollis, *Appl. Catal., B*, 99 (2010) 478.
- [128] X. Zhang, Q. Liu, *Appl. Surf. Sci.* 254 (2008) 4780.
- [129] H. Liu, Z. Lian, X. Ye, W. Shangguan, *Chemosphere*. 60 (2005) 630.
- [130] W.A. Jacoby, P.C. Maness, E.J. Wolfrum, D.M. Blake, J.A. Fennell, *Environ. Sci. Technol.*, 32 (1998) 2650.
- [131] R.J. Watts, S. Kong, M.P. Orr, G.C. Miller, B.E. Henry, *Water Res.* 29 (1995) 95.
- [132] E.J. Wolfrum, J. Huang, D.M. Blake, P.C. Maness, Z. Huang, J. Fiest, W.A. Jacoby, *Environ. Sci. Technol.* 36(2002) 3412.
- [133] X. Fu, J. Long, X. Wang, D.Y.C. Leung, Z. Ding, L. Wua, Z. Zhang, Z. Li, X. Fu. *Int. J. Hydrogen Energy*, 33 (2008) 6484.
- [134] J.C. Colmenares, R. Luque, J.M. Campelo, F. Colmenares, Z. Karpiński, A.A. Romero, *Materials*, 2 (2009) 2228.
- [135] PhotoPaq - Demonstration of Photocatalytic Remediation Processes on Air Quality. LIFE08 ENV/F/000487, Duration 01/01/2010 to 31/12/2013; Total budget 4,018,190.00 € ; EU contribution 1,984,573.00 €.

-
- [136] V. Ramanathan, H. Akimoto, P. Bonasoni, M. Brauer, G. Carmichael, C. E. Chung, Y. Feng, S. Fuzzi, S. I. Hasnain, M. Iyengararasan, A. Jayaraman, M. G. Lawrence, T. Nakajima, T. S. Panwar, M. V. Ramana, M. Rupakheti, S. Weidemann, S.-C. Yoon, Y. Zhang and A. Zhu. Atmospheric Brown Clouds and Regional Climate Change, Part I of Atmospheric Brown Clouds: Regional Assessment Report with Focus on Asia. Published by the Project Atmospheric Brown Cloud, United National Environment Programme, Nairobi, Kenya, 2008.
- [137] IPCC, "Technical Summary", in Climate Change 2007: The Physical Science basis. Contribution of Working Group I to the Fourth Assessment Report of the Intergovernmental Panel on Climate Change, 21, 129, 136, 163.
- [138] J.E. Hansen, Climatic Change, 52 (2002) 435.
- [139] J.E. Hansen, L. Nazarenko, Proc. of the Natl. Acad. of Sci., 101 (2004) 423.
- [140] V. Ramanathan, G. Carmichael, Nat. Geosci. 23 (2008) 221.
- [141] V. Ramanathan, Testimony for the Hearing on Black Carbon and Climate Change, U.S. House Committee on Oversight and Government Reform 4, 18 October 2007.
- [142] M.Z. Jacobson, J. Geophys. Res., 109 (2004) D21201.
- [143] IPCC 2007, http://www.ipcc.ch/publications_and_data/ar4/wg1/en/faq-2-1.html
- [144] M. D'Auria, L. Emanuele, R. Racioppi, V. Velluzzi, J. Hazard. Mater. 164 (2009) 32.
- [145] M.C. Lee, W. Choi, J. Phys. Chem. B, 106 (2002) 11818.
- [146] S-K. Lee, S. McIntyre, A. Mills, J. Photochem. Photobiol., A, 162 (2004) 203.
- [147] A. Mills, J. Wang, M. Crow, Chemosphere, 64 (2002) 1032.
- [148] P. Chin, G.W. Roberts, D.F. Ollis, Ind. Eng. Chem. Res. 46 (2007) 7598.
- [149] P. Chin, C.S. Grant, D.F. Ollis, Photocatalyzed Soot Oxidation on Titanium Dioxide Thin Films, The 82nd ACS Colloid & Surface Science Symposium, 15-18 June 2008.
- [150] P. Chin, PhD Thesis under the direction of D.F. Ollis, Kinetics of Photocatalytic Degradation Using Titanium Dioxide Films. Referenced: etd-04032008-121402, 2008.
- [151] P. Chin, C.S. Grant, D.F. Ollis, Appl. Catal., B, 87 (2009) 220.
- [152] T.C. Bond, H. Sun, Environ. Sci. Techn. 39 (2005) 5921.
- [153] M.Z. Jacobson, Testimony for the Hearing on Black Carbon and Arctic, U.S. House Committee on Oversight and Government Reform, 18 October, 2007.
- [154] W.T. Sturges, T.J. Wallington, M.D. Hurley, K.P. Shine, K. Sihra, A. Engel, D.E. Oram, S.A. Penkett, R. Mulvaney, C.A.M. Brenninkmeijer. Science, 289 n°5479 (2000) 611.
- [155] D. Kashiwagi, A. Takai, T. Takubo, H. Yamada, T. Inoue, K. Nagaoka, Y. Takita, J. Colloid Interface Sci. 332 (2009) 136.

-
- [156] C.T. Dervos, P. Vassiliou, J.A. Mergos, *J. Phys. D: Appl. Phys.* 40 (2007) 6942.
- [157] L. Huang, W. Dong, R. Zhang, H. Hou, *Chemosphere* 66 (2007) 833.
- [158] L. Huang, Y. Shen, W. Dong, R. Zhang, J. Zhang, H. Hou, *J. Hazard. Mater.* 151 (2008) 323.
- [159] L. Huang, D. Gu, L. Yang, L. Xia, R. Zhang, H. Hou, *J. Environ. Sci. (China)* 20 (2008) 183.
- [160] X. Song, X. Liu, Z. Ye, J. He, R. Zhang, H. Hou, *J. Hazard. Mater.* 168 (2009) 493.
- [161] M.J. Prather, J. Hsu, *Geophys. Res. Lett.*, 35 (2008) L12810.
- [162] E. Vileno, M.K. LeClair, S.L. Suib, M.B. Cutlip, F.S. Galasso, S.J. Hardwick, *Chem. Mater.*, 8 (1996) 1217.
- [163] E. Vileno, M.K. LeClair, S.L. Suib, M.B. Cutlip, F.S. Galasso, S.J. Hardwick, *Chem. Mater.*, 7 (1995) 683.
- [164] M.M. Hassan, H. Dylla, L.N. Mohammad, T. Rupnow, *Construction and Building Materials*, 24 (2010), 1456.
- [165] S. Laufs, G. Burgeth, W. Duttlinger, R. Kurtenbach, M. Maban, C. Thomas, P. Wiesen, J. Kleffmann. *Atmos. Environ.* 44 (2010) 2341.
- [166] Y-G. Shul, H-S. Kim, H-J. Kim, M-K. Han, in: M. Anpo., P. Kamat (Ed). *Environmentally benign photocatalysts: Applications of titanium oxide-based materials (Nanostructure science & technology)*, Springer, 2010, pp. 415-436.
- [167] P. Pichat, *Appl. Catal., B*, 99 (2010) 428.
- [168] J. Mo, Y. Zhang, Q. Xu, J.J. Lamson, R. Zhao. *Atmos. Environ.* 43 (2009) 2229.
- [169] S. Guo, Z.B. Wu, W.R. Zhao, *Chinese Science Bulletin*, 54 (2009) 1137.
- [170] Q.L. Yu, H.J.H. Brouwers, *Appl. Catal., B*, 92 (2009) 454.
- [171] N.S. Allen, M. Edge, J. Verran, J. Stratton, J. Maltby, C. Bygott. *Polymer Degradation and Stability*, 93 (2008) 1632.
- [172] A. Beeldens. Air purification by pavement blocks: final results of the research at the BRRC. Transport Research Arena Europe, Ljubljana 21-25 April 2008.
- [173] Lawrence Berkeley National Laboratory, Evaluation of titanium dioxide as a photocatalyst for removing air pollutants. Report CEC-500-2007-112, 2008.
- [174] S. Wang, H.M. Ang, O. Moses, Tade. *Environ. Int.* 33 (2007) 694.
- [175] G. Hüsken, M. Hunger, H.J.H. Brouwers. Comparative study on cementitious products containing titanium dioxide as photocatalyst. International RILEM Symposium on Photocatalysis, Environment and Construction Materials, Florence, Italy, 8-9 October 2007.
- [176] T. Tompkins, B.J. Lawnicki, W.A. Zeltner, M.A. Anderson, ASHRAE American Society of Heating, Refrigerating and Air-Conditioning Engineers, Inc. Evaluation of

Photocatalysis for Gas-Phase Air Cleaning: Part 1: Process, Technical and Sizing Considerations; Part 2: Economics and Utilization. 2005.

[177] A.A. Pershin, V.V. Kurylev, E.N. Savinov. *Metallurgist*, 48 (2004) 27.

[178] J. Zhao, X. Yang, *Building and Environ.* 38 (2003) 645.

[179] T. Oppenländer (Ed.). *Photochemical purification of water and air*. Wiley-VCH, 2003.

[180] J.C. Yu., *Ambient Air Treatment by Titanium Dioxide (TiO₂) Based Photocatalyst in Hong Kong*. Technical Report Prepared for the Environmental Protection Department, Hong Kong HKSAR, Tender Ref. AS 00-467, 1-42, 2002.

[181] J. Zhang, J.S. Zhang, Q. Chen, X. Yang, *ASHRAE Transactions*, 108 (2002) 162.

[182] J. Peral, X. Domenech, D.F. Ollis, *J. Chem. Technol. Biotechnol.* 70 (1997) 117.

[183] M.R. Hoffmann, S.T. Martin, W. Choi, D.W. Bahnemann, *Chem. Rev.* 95 (1995) 69.

[184] C.S. Turchi, R. Rabago, A. Jassal; *Destruction of volatile organic compound (VOC) emissions by photocatalytic oxidation (PCO): benchscale test results and cost analysis*. Technology Transfer Report # 95082935A-ENG SEMATECH, Inc., 1995.

[185] D.F. Ollis, H. Al-Ekabi (Ed.), *Photocatalytic Purification and Treatment of Water and Air*. Proceedings of the 1st International Conference on TiO₂ Photocatalytic Purification and Treatment of Water and Air, London, Ontario, Canada, 8-13 November 1992. Elsevier: Amsterdam, 1993.

[186] M. Schiavello (Ed.), *Photocatalysis and Environment: Trends and Applications*., Kluwer Academica Publishers: Dordrecht, Netherlands, 1988.

[187] L. Osburn, *Literature review on the application of titanium dioxide reactive surfaces on urban infrastructure for depolluting and self-cleaning applications*. 5th Post Graduate Conference on Construction Industry Development, Bloemfontein, South Africa, 16-18 March 2008.

[188] Y. Paz, *Appl. Catal., B*, 99 (2010) 448.

[189] T. Ibusuki. in: M. Kaneko & I. Okura (Ed.), *Photocatalysis: science and technology*, Springer, Kodansha Ltd., Tokyo, 2002, pp.123-159.

[190] D.H. Chen., K. Li, R. Yuan.. *Photocatalytic Coating on Road Pavements/Structures for NO_x Abatement*, Annual Project Report Submitted to Houston Advanced Research Centre and Office of Air Quality Planning and Standards U.S. Environmental Protection Agency, 2007.

[191] PICADA: *Photocatalytic innovative coverings applications for de-pollutng assessment*. Innovative facade coatings with de-soiling and de-polluting properties. EC GRD-2001-40449. For instance Ph. Barmas, N. Moussiopoulos, C. Vlahocostas, 2006. Deliverable 2: De-pollution prediction tool and integrated economic assessment. Project GRD1-2001-40449. Work package 7. Deliverable 20: Performance process protocol, 2006.

[192] T. Maggos, J.G. Bartzis, M. Liakou, C. Gobin. *J. Hazard. Mater.* 146 (2007) 668.

-
- [193] T. Maggos, Plassais A., Bartzis J., Vasilakos C., Moussiopoulos N., Bonafous L. (2005), Photocatalytic degradation of NO_x in a pilot street canyon configuration using TiO₂-mortar panels, Picada section of the 5th International conference on urban air quality in Valencia, Spain, 29-31 March 2005.
- [194] T. Maggos, A. Plassais, J. G. Bartzis, Ch. Vasilakos, N. Moussiopoulos and L. Bonafous, *Environmental Monitoring and Assessment*, 136 (2008) 35.
- [195] C. Bygott, J. Maltby, J. Stratton, R. McIntyre, Photocatalytic coatings for the construction industry, Proceedings of the International RILEM symposium on Photocatalysis, Environment and Construction Materials, Florence, Italy, p251-266, 8-9 October 2007.
- [196] A. Beeldens. An environmental friendly solution for air purification and self-cleaning effect: the application of TiO₂ as photocatalyst in concrete. Belgian Road Research Centre Brussels, Belgium. Proceedings of Transport Research Arena Europe – TRA, Göteborg, Sweden, June 2006.
- [197] A. L. Linsebigler, G. Lu, J.T. Yates, *Chem. Rev.* 95 (1995) 735.
- [198] A. Fujishima, T. N. Rao, D. A. Tryk, *J. Photochem. Photobiol. C: Photochem. Rev.*, 1 (2000) 1
- [199] G. Hüsken, M. Hunger, H.J.H. Brouwers, *Building and Environment*, 44 (2009) 2463.
- [200] M.M. Ballari, M. Hunger, G. Hüsken, H.J.H. Brouwers, *Appl. Catal.*, B, 95 (2010) 245.
- [201] U. I. Gaya, A. H. Abdullah, *J. Photochem. Photobiol. C: Photochem. Rev.*, 9 (2008) 1.
- [202] M.D. Hernández-Alonso, F. Fresno, S. Suárez, J.M. Coronado. *Energy Environ. Sci.*, 2 (2009) 1231.
- [203] K.I. Zamaraev, M.I. Khramov, V.N. Parmon. *Catal. Rev.* 36 (1994) 617.
- [204] D. Chatterjee, S. Dasgupta, *J. Photochem. Photobiol. C: Photochem. Rev.*, 6 (2005) 186.
- [205] J. Zhou, X.S. Zhao, in: M. Anpo., P. Kamat (Ed). *Environmentally benign photocatalysts: Applications of titanium oxide-based materials (Nanostructure science & technology)*. Springer, 2010, pp.235-251.
- [206] Y. Taga. *Thin Solid Films*, 517 (2009) 3167.
- [207] X. Chen, S.S. Mao, *Chem. Rev.*, 107 (2007) 2891.
- [208] I.N. Martyanov, T. Berger, O. Diwald, S. Rodrigues, K.J. Klabunde. *J. Photochem. Photobiol.*, A, 212 (2010) 135.
- [209] W-K. Jo, J-T. Kim. *J. Hazard. Mater.* 164 (2009) 360.
- [210] S. Rehman, R. Ullah, A.M. Butt, N.D. Gohar. *J. Hazard. Mater.*, 170 (2009) 560.
- [211] D. Chatterjee, S. Dasgupta, *J. Photochem. Photobiol. C: Photochem. Rev.* 6, (2005) 186.

-
- [212] W. Qin, D. Zhang, D. Zhao, L. Wang, K. Zheng, *Chem. Commun.* 46 (2010) 2304.
- [213] A. Kogo, N. Sakai, T. Tatsuma, *Electrochem. Commun.* 12 (2010) 996.
- [214] S. Horikoshi, A. Matsubara, S. Takayama, M. Sato, F. Sakai, M. Kajitani, M. Abe, N. Serpone, *Appl. Catal., B*, 99 (2010) 490.
- [215] V. Augugliaro, M. Litter, L. Palmisano, J. Soria, *J. Photochem. Photobiol. C: Photochem. Rev.*, 7 (2006) 127.
- [216] S. Su, J. Agnew, *Fuel*, 85 (2006) 1201.
- [217] A. Fujishima, X. Zhang, D. A. Tryk, *Internat. J. Hydrogen Energy*, 32 (2007) 2664.
- [218] O.M. Alfano, A.E. Cassano, in: H.I. De Lasa, B. Serrano Rosales (Ed.), *Advances in Chemical Engineering*, 36. Elsevier and Academic Press, 2009, pp. 229-288.
- [219] Y. Paz.; in: H.I. De Lasa, B. Serrano Rosales (Ed.), *Advances in Chemical Engineering*, 36. Elsevier and Academic Press, 2009, pp. 289-336.
- [220] D. Bonnelle, R. de_Richter “washing the atmosphere” in: *21 Unusual Renewable Energies for the 21st century.*, Ellipses (Ed.), France, 2010, pp.107-112.
- [221] R. de_Richter, S. Caillol. Can airflow and radiation under the collector glass contribute to SCPPs’ profitability? 2nd International Conference on Solar Chimney Power Technology, Ruhr-University Bochum, Germany, 28-30 September 2010.
- [222] Y. Paz. *Solid State Phenomena*, 162 (2010) 135.
- [223] D. Sharabi, Y. Paz. *Appl. Catal., B*, 95 (2010) 169.
- [224] P. Berdahl, H. Akbari, Evaluation of Titanium Dioxide as a Photocatalyst for Removing Air Pollutants. California Energy Commission, PIER Energy-Related Environmental Research Program. CEC-500-2007-112; 2008.
- [225] H. Akbari, S. Konopacki, M. Pomerantz. *Energy*, 24 (1999) 391.
- [226] S. Konopacki, H. Akbari. Measured Energy Savings and Demand Reduction from a Reflective Roof Membrane on a Large Retail Store in Austin. Lawrence Berkeley National Laboratory Report No. LBNL-47149, Berkeley, CA, 2001.
- [227] D.S. Parker, J.K. Sonne, J.R. Sherwin, N. Moyer, Comparative Evaluation of the Impact of Roofing Systems on Residential Cooling Energy Demand in Florida. Proc. 2002 ACEEE Summer Study on Energy Efficiency in Buildings, 1, 219. Pacific Grove, CA. Contract Report FSEC-CR-1220-00, Florida Solar Energy Center, Cocoa, FL, 2002.
- [228] A.H. Rosenfeld, H. Akbari, J.J. Romm, M. Pomerantz, *Energy and Buildings*, 28 (1998) 51.
- [229] K.W. Oleson, G. B. Bonan, J. Feddema, *Geophys. Res. Lett.*, 37 (2010) L03701.
- [230] H. Akbari, R. Levinson, W. Miller, P. Berdahl, Cool Colored Roofs to Save Energy and Improve Air Quality. Lawrence Berkeley National Laboratory Report N° LBNL-58265 Berkeley, CA, 2005.

[231] H. Akbari, Energy Saving Potentials and Air Quality Benefits of Urban Heat Island Mitigation. Lawrence Berkeley National Laboratory Report N° LBNL-58285 Berkeley, CA, 2006.

Captions

LIST OF FIGURES

Figure 1: *global trends of the mixing ratios of well-mixed long-lived greenhouse gases versus time from NOAA observations (IPCC)*

Figure 2: *summary of the principal components of the radiative forcing of climate change (IPCC)*

Figure 3: *estimated climate forcing between 1850 and 2000 (Hansen 2001)*

LIST OF TABLES

Table 1: *principal GHGs and their characteristics*

Table 2: *list of some photocatalysts for CO₂ reduction cited in review articles*

Table 3: *published research on complete oxidation of methane and/or short alkanes*

Table 4: *Global Radiative Forcing and GWP₁₀₀ of some minor GHGs*

Table 5: *selected articles, reviews or books about NO_x and VOCs abatement or remediation*

Figure 1: *Global trends of the mixing ratios of well-mixed long-lived greenhouse gases versus time from NOAA observations (IPCC)*

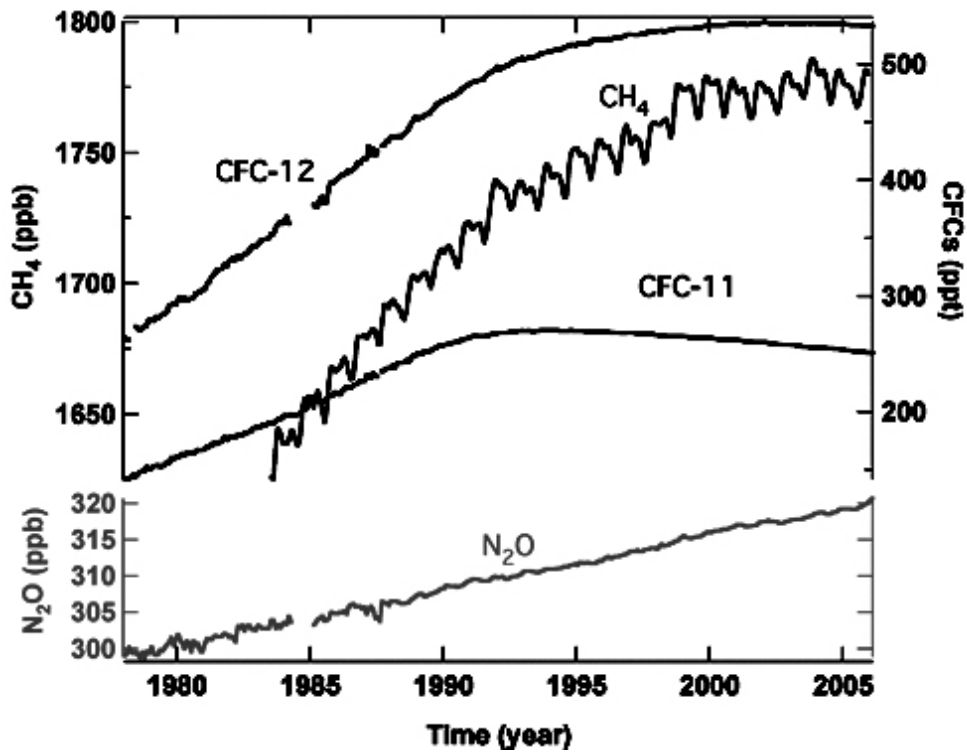


Figure 2: Summary of the principal components of the radiative forcing of climate change (IPCC)

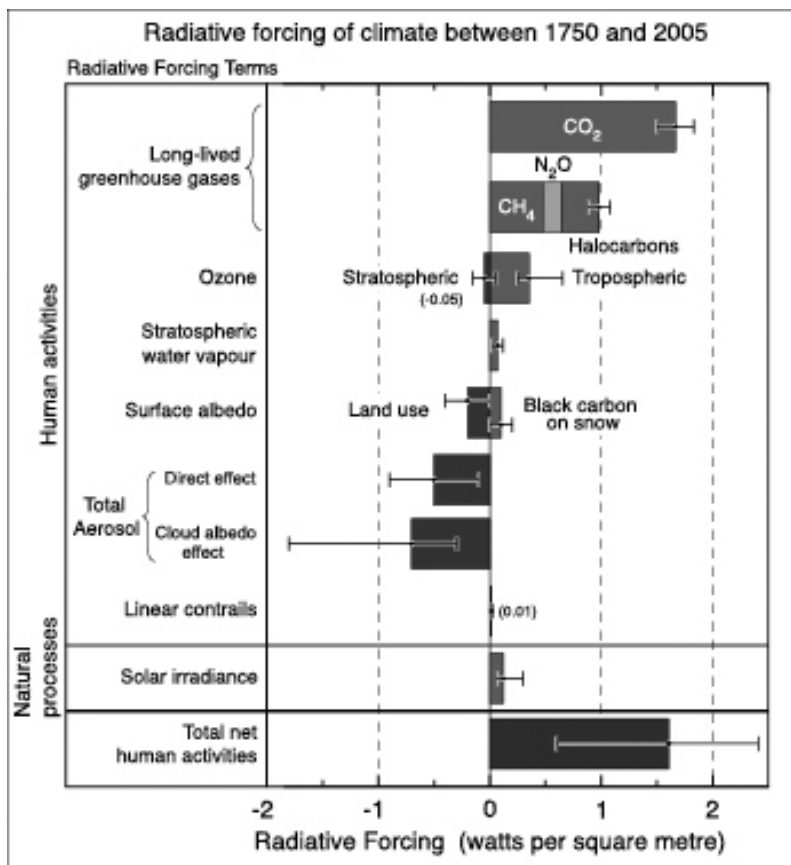


Figure 3: Estimated climate forcing between 1850 and 2000 (Hansen 2001)

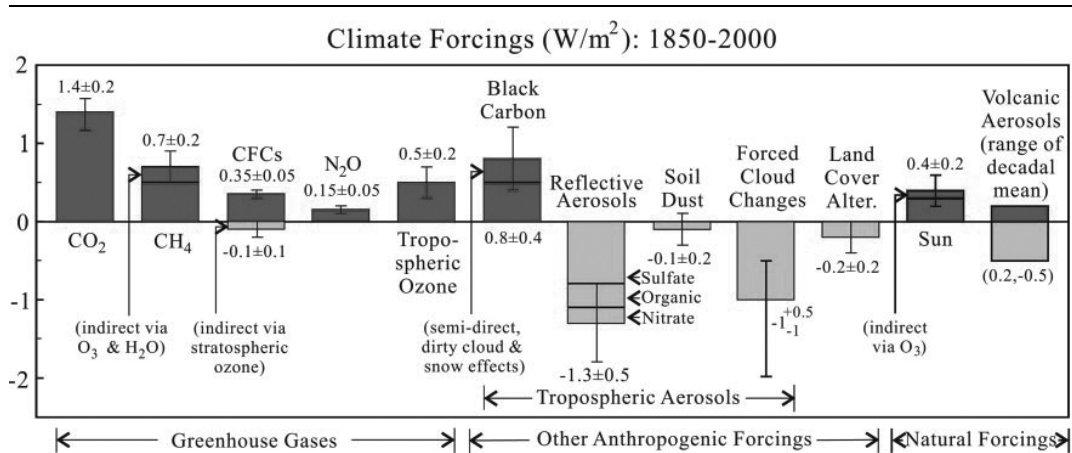


Table 1: principal GHGs and their characteristics

LLGHG	Global Radiative Forcing in 2008 (W.m⁻²)	Relative importance	GWP₁₀₀	Atmospheric lifetime (years)
CO ₂	1.739	63.5 %	1	More than 100
CH ₄	0.500	18.2 %	25	12
N ₂ O	0.171	6.2 %	298	114
CFC-12 Dichloro difluoromethane	0.169	6.2 %	10900	100
CFC-11 Trichloro fluoromethane	0.061	2.2 %	4800	55
<i>15 other minor GHGs</i>	<i>0.100</i>	<i>3.7 %</i>	-	-
<i>Total</i>	<i>2.740</i>	<i>100 %</i>	--	--

Table 2: list of some photocatalysts for CO₂ reduction cited in review articles

CO ₂ reduction photocatalysts	Title of the review	Reference
Ti-MCM-41, Ti-MCM-48, Ti-zeolite, TiO ₂ zeolite, ZrO ₂ , Pd/TiO ₂ , Re-complex/TiO ₂ , Pt/K ₂ Ti ₆ O ₁₃ /Fe, MgO, Pd/RuO ₂ /TiO ₂ , CuO/ZnO, LiO ₂ /TiO ₂ , TiO ₂ /Pd/Al ₂ O ₃ , TiO ₂ /Pd/SiO ₂ , CdS-surface modified by Thiol-TiO ₂ , CdS-surface modified by DMF-ZrO ₂	Photocatalytic Process for CO ₂ Emission Reduction from Industrial Flue Gas Streams	Usubharatana [12]
GaP, GaAs, ZnS, SrTiO ₃ , Cu/TiO ₂ , TiO ₂ /zeolite, Cu/ZrO ₂ , TiO ₂ -ZrO ₂ , Ru-RuO _x /TiO ₂ , Ag, Cu/TiO ₂ , SiC, Cu/SiC, Rh complexes, Cu, Pt/N doped TiO ₂ , CdSe/Pt/TiO ₂	Toward Solar Fuels: Photocatalytic Conversion of Carbon Dioxide to Hydrocarbons,	Roy [13]
ZrO ₂ , CdS, Ti-MCM, Ti silicalite molecular sieve, MgO, ZnO, NiO/InTaO ₄	Photocatalytic reduction of CO ₂ over TiO ₂ based catalysts	Kočí [14]

Table 3: published research on complete oxidation of methane and/or short alkanes

Title of article	Years	First author	Ref.
Preparation in a hydrogen-oxygen flame of ultrafine metal oxide particles. Oxidative properties toward hydrocarbons in the presence of ultraviolet radiation	1972	Fromenti	[28]
Photointeraction on the surface of titanium dioxide between oxygen and alkanes (C2 - C8)	1974	Djehri	[29]
Reactions of methane and ethane with hole centers O ⁻	1978	Kaliaguine	[30]
Room temperature photo-activation of methane on titanium(IV) oxide supported molybdena	1988	Thampi	[31]
Methane oxidation at room temperature and atmospheric pressure activated by light via polytungstate dispersed on titania	1989	Graetzel	[32]
Selective photo-oxidation of light alkanes using solid metal oxide semiconductors (CH ₄ produced a small amount of methanal together with CO ₂)	1993	Wada	[33]
Preliminary Study on Photocatalytic Oxidation of CH ₄ by O ₂ on Water-Adsorbed Porous TiO ₂	2000	Chen	[34]

Catalytic Activities of MoO ₃ /TiO ₂ and WO ₃ /TiO ₂ for Photocatalytic Oxidation of CH ₄ by O ₂	2000	Chen	[35]
Photo-oxidation of short-chain hydrocarbons over titania (C2 - C6)	2001	Brigden	[36]
Kinetics of the Photocatalytic Total Oxidation of Different Alkanes and Alkenes on TiO ₂ Powder	2002	Kleinschmidt	[37]
Photocatalytic oxidation on TiO ₂ of methane from exhaust air of animal houses and liquid manure storages	2003	Melse	[38]
Photooxidation of methane over TiO ₂	2004	Lien	[39]
Sunlight-Assisted Photocatalytic Oxidation of Methane over Uranyl-Anchored MCM-41	2004	Krishna	[40]
Part I: Photocatalyzed Total Oxidation of Olefines with Oxygen and Part II: Photocatalyzed Total Oxidation of Alkanes with Oxygen.	2004	Haeger	[41,42]
Kinetics and Mechanisms of Photocatalyzed Total Oxidation Reaction of Hydrocarbon Species with Titanium Dioxide in the Gas Phase	2005	Finger	[43]

Photocatalytic degradation of methane under irradiation of vacuum ultraviolet light	2006	Liu	[44]
Decomposition of Halocarbons Using TiO ₂ Photocatalyst (CH ₄ , CCl ₄ , CHClF ₂)	2006	Wataru	[45]
Photocatalytic oxidation of low molecular weight alkanes: Observations with ZrO ₂ -TiO ₂ supported thin films (C3 - C4)	2006	Twesme	[46]
Laboratory-scale photomineralisation of n-alkanes in gaseous phase, by photocatalytic membranes immobilising titanium dioxide (C1, C2, C7)	2006	Bellobono	[47]
Impact of a photocatalytic cover during the storage period of pig slurry on gaseous emissions (CH ₄ , NH ₃ , N ₂ O, CO ₂)	2006	Espagnol	[48]
Influence of irradiance, flow rate, reactor geometry, and photopromoter concentration in mineralization kinetics of methane in air and in aqueous solutions, by photocatalytic membranes immobilizing titanium dioxide	2008	Bellobono	[49]

Photocatalytic TiO ₂ coating to reduce ammonia and greenhouse gases concentration and emission from animal husbandries (CH ₄ , NH ₃ , N ₂ O, CO ₂)	2008	Guarino	[50]
Photocatalytic TiO ₂ treatment effects on ammonia, greenhouse gases, dust concentration and emission in a weaning room (CH ₄ , NH ₃ , N ₂ O, CO ₂)	2008	Costa	[51]
Photocatalytic Steam Reforming of Methane	2010	Shimura	[52,53]

Table 4: Global Radiative Forcing and GWP₁₀₀ of some minor GHGs

some minor GHGs	Global Radiative Forcing in 2005 (W.m ⁻²) [81]	GWP ₁₀₀ (lifetime yr)
HCFC-22 or CHClF ₂ chlorodifluoromethane	0.033 (1.2%)	1700 (12)
CFC-113 or CCl ₂ F-CClF ₂ Trichlorotrifluoroethane	0.024 (0.9%)	4800 (85)
HFC-134a or CFH ₂ CF ₃ tetrafluoroethane	0.0055	1430 (14)
PFC-14 or CF ₄ tetrafluoromethane	0.0034	5700 (50000)
HCFC-142b or CH ₃ CF ₂ Cl chlorodifluoroethane	0.0031	1800 (18)
SF ₆ Sulphur hexafluoride	0,0029	22800 (3200)
NF ₃ nitrogen trifluoride	--	17200 (550)
<i>Total 15 minor GHGs</i> CFCs +HFCs + PFCs + SF ₆	<i>0.092</i>	--

Table 5: selected articles, reviews or books about NO_x and VOCs abatement or remediation

Title	Publication year	1 st Author	Ref.
Evaluation of the durability of titanium dioxide photocatalyst coating for concrete pavement	2010	Hassan	[168]
Conversion of nitrogen oxides on commercial photocatalytic dispersion paints.	2010	Laufs	[169]
Photocatalytic application of TiO ₂ for air cleaning (Chapter 17)	2010	Anpo	[170]
Some views about indoor air photocatalytic treatment using TiO ₂ : Conceptualization of humidity effects, active oxygen species, problem of C ₁ –C ₃ carbonyl pollutants	2010	Pichat	[171]
Photocatalytic purification of volatile organic compounds in indoor air: a literature review.	2009	Mo	[172]
TiO ₂ -based building materials: above and beyond traditional applications	2009	Guo	[173]

Indoor air purification using heterogeneous photocatalytic oxidation	2009	Yu	[174]
Photocatalytic titania based surfaces: environmental benefits.	2008	Allen	[175]
Air purification by pavement blocks: final results of the research at the BRRC.	2008	Beeldens	[176]
Evaluation of titanium dioxide as a photocatalyst for removing air pollutants	2008	LBNL	[177]
Volatile organic compounds in indoor environment and photocatalytic oxidation: State of the art	2007	Wang	[178]
Comparative study on cementitious products containing titanium dioxide as photocatalyst	2007	Hüsken	[179]
Evaluation of photocatalysis for gas-phase air cleaning Part 1: Process, technical and sizing considerations; Part 2: Economics and utilization.	2005	Tompkins	[180]
Use of modern photocatalytic systems to clean the air from the industrial buildings of coke and coal chemicals plants	2004	Pershin	[181]

Photocatalytic oxidation for indoor air purification a literature review	2003	Zhao	[182]
Photochemical purification of water and air	2003	Oppenländer	[183]
Ambient air treatment by titanium dioxide based photocatalyst in Hong Kong	2002	Yu	[184]
A critical review on studies of volatile organic compound sorption by building materials	2002	Zhang	[185]
Bibliography of work on the heterogeneous photocatalytic removal of hazardous compounds from water and air	2001, 1999, 1997, 1995, 1994	Blake	[118]
Heterogeneous photocatalysis for purification, decontamination and deodorization of air	1997	Peral	[186]
Environmental applications of semiconductor photocatalysis	1995	Hoffmann	[187]
Destruction of volatile organic compound emissions by photocatalytic oxidation: bench scale test results and cost analysis	1995	Turchi	[188]

Photocatalytic purification and treatment of water and air	1993	Ollis	[189]
Photocatalysis and environment: trends and applications	1988	Schiavello	[190]