



HAL
open science

A comparison of vibrating beam resonators in Quartz, GaPO(4), LGS and LGT

G. Douchet, F. Sthal, E. Bigler, R. Bourquin

► **To cite this version:**

G. Douchet, F. Sthal, E. Bigler, R. Bourquin. A comparison of vibrating beam resonators in Quartz, GaPO(4), LGS and LGT. *Solid State Sciences*, 2010, 12 (3), pp.325-332. 10.1016/j.solidstatesciences.2009.08.005 . hal-00609381

HAL Id: hal-00609381

<https://hal.science/hal-00609381>

Submitted on 22 Apr 2021

HAL is a multi-disciplinary open access archive for the deposit and dissemination of scientific research documents, whether they are published or not. The documents may come from teaching and research institutions in France or abroad, or from public or private research centers.

L'archive ouverte pluridisciplinaire **HAL**, est destinée au dépôt et à la diffusion de documents scientifiques de niveau recherche, publiés ou non, émanant des établissements d'enseignement et de recherche français ou étrangers, des laboratoires publics ou privés.



Distributed under a Creative Commons Attribution 4.0 International License

A comparison of vibrating beam resonators in Quartz, GaPO₄, LGS and LGT

G. Douchet, F. Sthal, E. Bigler*, R. Bourquin

Institut FEMTO-ST, CNRS UMR 6174, Frequency and Time Department, 26, Chemin de l'Épitaphe, Besançon Cedex 25030, France

The present paper reviews and compares the properties of vibrating beam resonators in length-extensional, flexural and cylindrical-torsional modes; resonators are designed and built with new piezoelectric materials: Gallium orthophosphate (GaPO₄), Langasite (LGS) and Langatate (LGT). Their characteristics are compared with the results obtained with the same structures built in classical Quartz crystal.

For all 3 new crystals, temperature-compensated cuts have been found for length-extensional and flexural modes by a theoretical analysis. Experiments have been made on test beams fabricated by conventional precision lapping/machining and photolithography to deposit electrodes. The existence of temperature-compensated cuts for length-extensional resonators is experimentally confirmed.

The possibilities of using temperature-compensated cylindrical resonators in the torsional modes are analysed and their temperature sensitivity is computed.

1. Introduction

Since the last 20 years, new piezoelectric materials have been developed, among them, Gallium orthophosphate (GaPO₄) [1] and the Langasite family (Lanthanum Gallium Silicate $La_2Ga_5SiO_{14}$ LGS [2], Lanthanum gallium tantalate, $La_3Ga_{5.5}Ta_{0.5}O_{14}$ LGT [3]) have been studied in detail for high-performance piezoelectric resonator applications. The reasons of this interest are

- the material is now available commercially in crystal sizes compatible with production machines used in the industry;
- GaPO₄, LGS and LGT can be used at high temperatures without losing their piezoelectric properties;
- GaPO₄, LGS and LGT exhibit temperature-compensated cuts for various modes of vibration: bulk waves, surface waves, vibrating beams and cylinders.

What is the interest of piezoelectric beam resonators? Historically, beam resonators were developed in the years 1930–1940 as the standard piezoelectric element to stabilize the frequency of high-

performance oscillators. This kind of resonators was superseded by thickness-shear resonators in the field of precision time and frequency control, however vibrating Quartz beams in flexural modes are the key elements of very successful miniature wrist-watch oscillators [4], a device built by hundreds of millions each year.

This kind of resonators is also used in atomic force microscope as a shear-force sensor [5]. Several other sensor applications built from Quartz crystals, like viscosimeters based on cylindrical resonators in torsional modes could also be foreseen with the new crystals in vibrating modes at high temperatures [6].

In this paper, the properties of vibrating-beam resonators made in GaPO₄, LGS and LGT are investigated. The temperature-induced frequency shifts are computed and temperature-compensated orientations of the crystal are found for which the first-order temperature coefficient of the resonant frequency (TCF) is zero.

Taking into account that no resonator or sensor applications can be developed for Quartz at high temperatures (due to the α - β phase transition at 573 °C), the possibility to use new piezoelectric materials at high temperatures is investigated.

Another rationale is to investigate temperature effects in resonators built with the new piezoelectric materials. For Quartz, material constants and their temperature derivatives are well known; however for new materials, only a limited number of vibrating modes have been investigated and tested for

* Corresponding author. Tel.: +33 3 81 40 28 32; fax: +33 3 81 88 35 28.
E-mail address: bigler@ens2m.fr (E. Bigler).

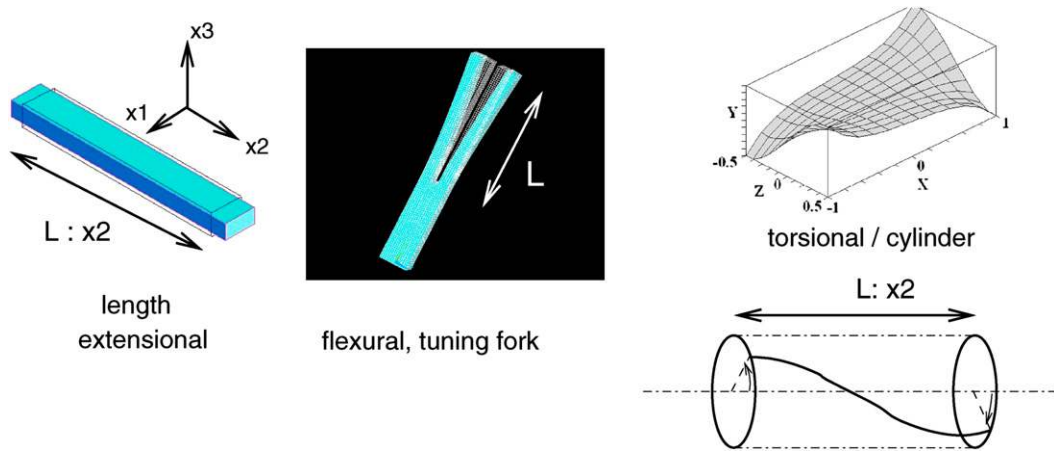


Fig. 1. Different vibrating modes of beam resonators.

frequency-temperature effects, mostly thickness-shear. There is a need for more experimental data to improve the knowledge of temperature derivatives of elastic constants: experiments with beam resonators will allow to expand the database of modes for a precise determination of temperature effects.

2. Quartz, GaPO₄, LGS and LGT beam resonators

Three different kinds of beam resonators have been investigated (Fig. 1):

- length-extensional resonators,
- flexural and tuning-fork resonators,
- torsional modes of cylinders.

Neglecting the influence of piezoelectricity on the resonant frequency, simple analytical models [7,8], yield the lowest-order resonant frequency f_1 of the structures:

- for length-extensional modes of a free-free beam:

$$f_1 = \frac{1}{2L} \sqrt{\frac{1}{\rho S_{22}}} \quad (1)$$

- for flexural modes of a clamped-free beam:

$$f_1 = \frac{3.42}{2\pi L^2} \sqrt{\frac{I}{\rho w t S_{22}}} \quad (2)$$

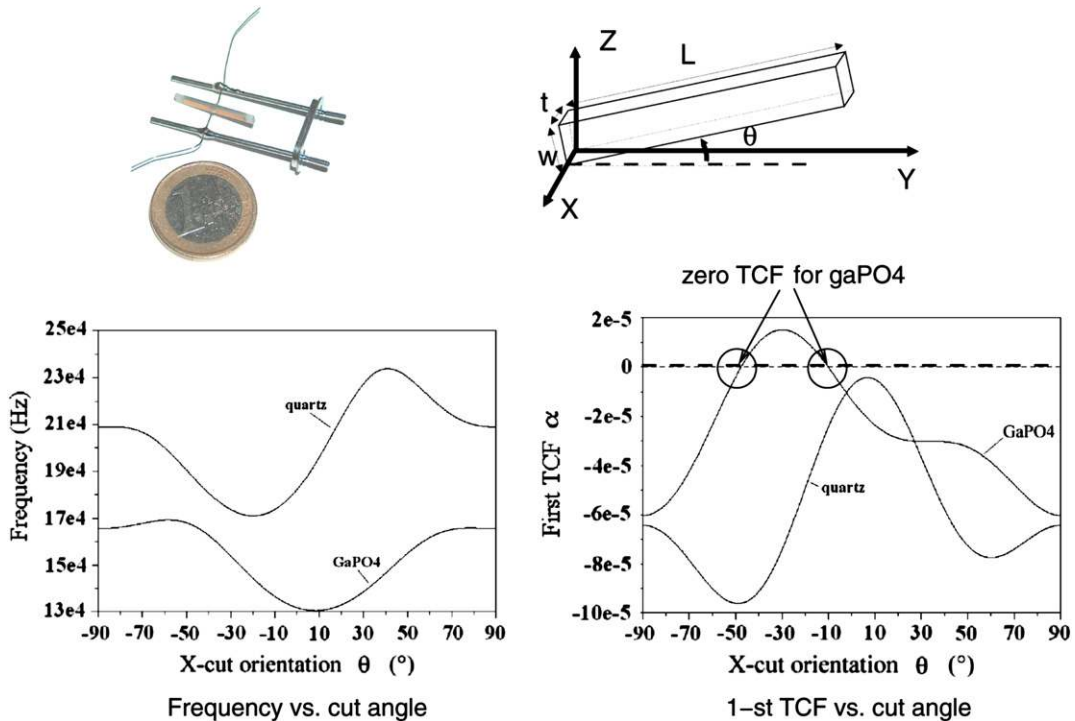


Fig. 2. Temperature-compensated cuts in Quartz and GaPO₄, vibrating beams in length-extensional mode.

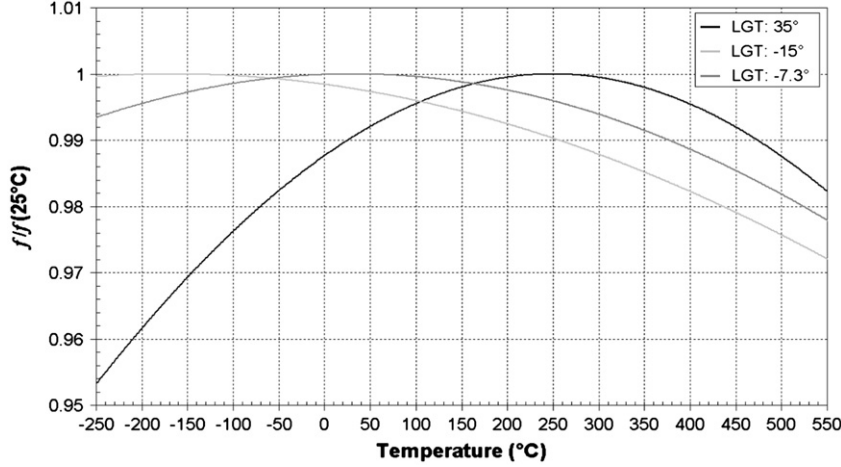


Fig. 3. LGT, length-extensional: predictions of frequency vs. temperature for cut angle $\theta = -7.3, -15$ and $+35^\circ$.

- for torsional modes of a free-free cylinder:

$$f_1 = \frac{1}{4L} \sqrt{\frac{2C_{66}C_{44}}{\rho(C_{66} + C_{44})}} \quad (3)$$

Where:

- f_1 is the resonant frequency of the lowest-order mode;
- L is the beam length, w is the beam width and t the beam thickness;
- I is the inertia of the beam, $I = \frac{wt^3}{12}$
- ρ is the mass density of the crystal, S_{ij} are the compliance elastic constants and C_{ij} stiffness constants.

3. Modelling temperature-compensated cuts

One of the most important properties of piezoelectric resonators built in Quartz, GaPO₄, LGT and LGS is their ability to allow the design of temperature-insensitive vibrating devices, taking advantage of anisotropy of the crystals and the specific behaviour of temperature dependence of material constants to cancel the first-order temperature derivatives of the resonant frequency. In order to investigate for temperature-compensated modes, the following approach has been implemented [7,9]:

- change length L and lateral dimension t according to anisotropic thermal expansion (f_1 is actually independent from width w);
- change specific mass ρ according to thermal expansion;
- change elastic stiffness constants C_{ij} and compliance S_{ij} according to their 1st and 2nd order temperature coefficients;
- re-compute frequency for each temperature and fit the dependence to a 2nd order polynomial;
- find 1st order and 2nd order temperature coefficients of frequency (TCF);
- look for cut angles for which the 1st order TCF is zero.

The data for mass density, coefficients of thermal expansion, temperature derivatives of elastic constants are taken from Refs. [10–12]. Cut angles for quartz are taken orientated according to Ref. [13]; for new crystals, the new IEEE standard is used [14].

It has been found that for all crystals: Quartz, GaPO₄, LGT and LGS, temperature-compensated orientations exist for beam

resonators. Theoretical and experimental results are now presented for all crystals.

4. Temperature-compensated cuts: length-extensional

For length-extensional resonators, it is a classical result that Quartz does not exhibit a perfectly temperature compensated orientation for singly-rotated cuts (IEEE angle $\phi = 0$ [14]). Fig. 2 shows that for new crystals, however, several temperature-compensated orientations exist for which the turnover point is at room temperature in the case of length-extensional resonators.

For LGT, the model predicts a temperature-compensated singly-rotated cut at 250 °C for $\theta = -15^\circ$ (Fig. 3). By varying the cut angle, different operating temperatures with a zero TCF can be selected for each application (Fig. 4).

A comparison between theoretical predictions at room temperature and experiments for LGT is presented in Fig. 5. The model and experiments agree well but not perfectly. The reasons for this are very probably:

- the fact that temperature coefficients of elastic constants have been extracted from thickness-shear resonator measurements only;

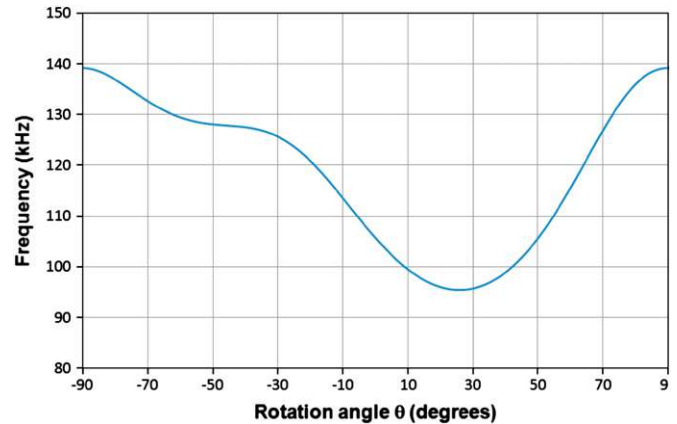


Fig. 4. LGT, predictions for the lowest resonant frequency of a 20 mm long length-extensional resonator.

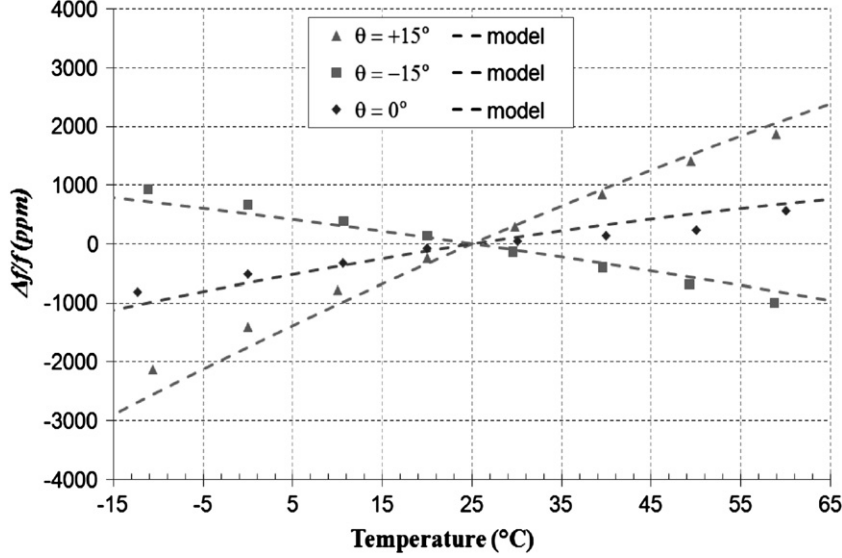


Fig. 5. LGT, length-extensional: frequency vs. temperature experiments for cut angle $\theta = -15, 0$ and $+15^\circ$.

- the present model does not take into account piezoelectric effects and could be improved by using a better definition of temperature derivatives of fundamental elastic constants [15].

The Table 1 presents the different values of the frequency constant (in Hz mm) and the second order coefficients for temperature-compensated length-extensional modes. For quartz, no temperature-compensated mode exists among singly-rotated cuts. The values for the BT-cut of quartz and AT-cut of GaPO₄ are given only for comparison of the magnitude.

The (Table 2) presents the experimental motional parameters actually measured on different length-extensional resonators made in LGS and LGT in order to experimentally determine the optimum temperature-compensated cut. All resonators are 20 mm long, cross-section of the beam: 2 mm × 1 mm. All parameters were measured at room temperature under atmospheric pressure.

5. Temperature-compensated cuts: flexural

A similar approach is applied to flexural resonators. Note the absolute similarities with the length-extensional of the curves

giving the 1st TCF vs. the cut angle θ . This behavior is very similar to what was known for quartz (Fig. 6).

For GaPO₄, a temperature-compensated cut is predicted at 400 °C for a cut angle $\theta = -18.2^\circ$ (Fig. 7).

Two temperature-compensated cuts are predicted for LGS at room temperature (Fig. 8).

The following table (Table 3) presents the different values of second order coefficients for temperature-compensated flexural modes. For quartz, no temperature-compensated flexural mode exists.

Experimental verifications are now under test for LGS with devices fabricated by photolithography, gold thin-film deposition and precision diamond saw machining (Fig. 9).

6. Temperature-compensated cuts: torsional (cylinder)

Temperature effects for the 1st torsional mode of a cylinder are computed according to equation (3). All crystals are expected to have temperature-compensated cuts for singly-rotated cuts and the results are summarised in Table 4.

Table 1
Frequency constant and second-order temperature coefficient of frequency for rectangular beams vibrating in length-extensional mode.

	Quartz	GaPO ₄	GaPO ₄	GaPO ₄	LGS	LGS	LGS	LGT	LGT
Extension	BT -49°	AT -15°	LE -8°	LE -52.6°	Y cut	LE -7°	LE 62°	LE -7.3°	LE 68.6°
Frequency constant (MHz mm)	2.85	2.1	2.0	2.55	2.2	2.2	2.7	2.2	2.5
$ T_f^{(2)} (10^{-9}/^\circ\text{C}^2)$	40	20	7.5	1.4	50	53	129	83	102

Table 2
Motional parameters of rectangular beam resonators vibrating in length-extensional mode.

Extension	LGS $\theta = -25^\circ$	LGS $\theta = 0^\circ$	LGS $\theta = 25^\circ$	LGT $\theta = -25^\circ$	LGT $\theta = 0^\circ$	LGT $\theta = 25^\circ$
Freq. (kHz)	111.427	130.144	100.691	117.695	105.895	97.627
R (Ω)	2112	550	1300	1300	5449	2090
L (H)	39	16	16	17.7	14.5	17.6
C (pF)	38	127	152	103	155	150
C ₀ (pF)	1	68	9	5	6	5
Q (in air)	18200	20500	18900	9412	1773	5423

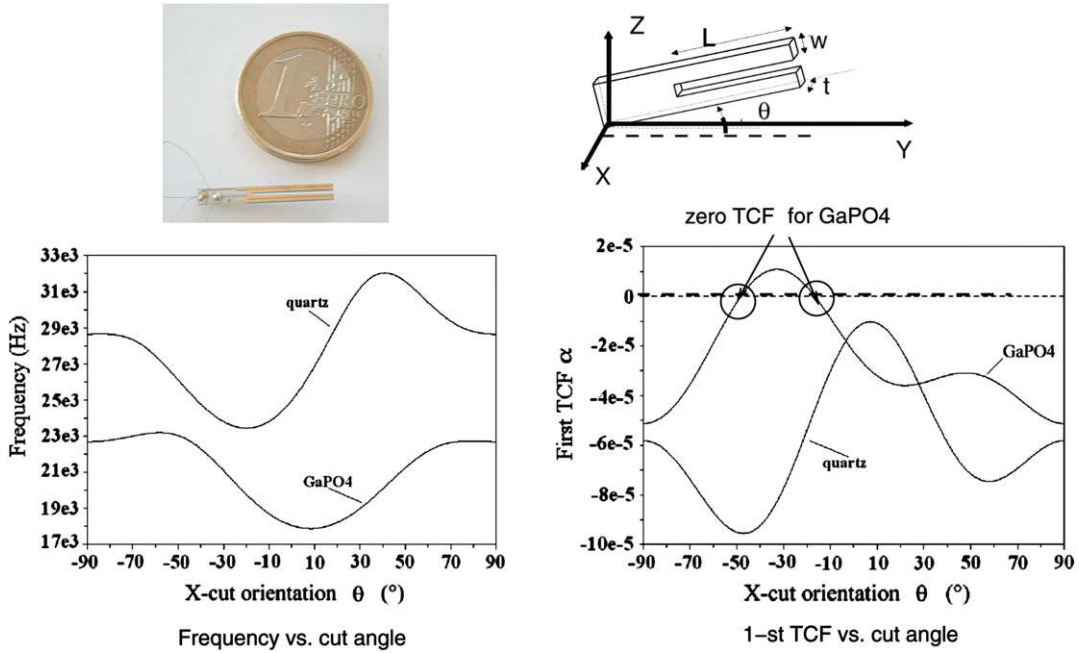


Fig. 6. Quartz and GaPO₄, predicted temperature-compensated cuts for flexural resonators.

7. Discussion and conclusion

7.1. Summary of results already obtained

A comparison of new crystals with Quartz for applications to beam resonators can be summarised as follows:

- Resonant frequencies are found smaller with GaPO₄, LGS and LGT, this is no surprise taking into account the higher mass density. A possible advantage is that for the same frequency, devices can be made smaller (Fig. 10).

- All 3 kinds of modes: extensional, flexural and torsional/cylinder exhibit temperature-compensated orientations at room temperature for singly-rotated cuts. Temperature-compensated cuts are predicted at high temperatures, but a good reliable set of high-temperature constants is required for LGS and LGT in order to predict the actual orientations precisely.
- Torsional modes of cylinders are already applied to viscosimeters in Quartz, potential applications exist at high temperatures with other crystals.

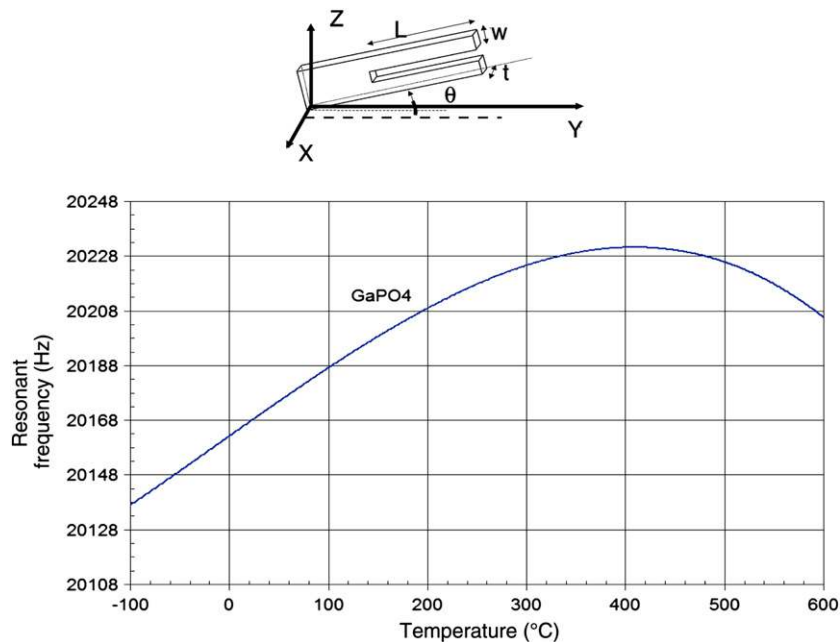
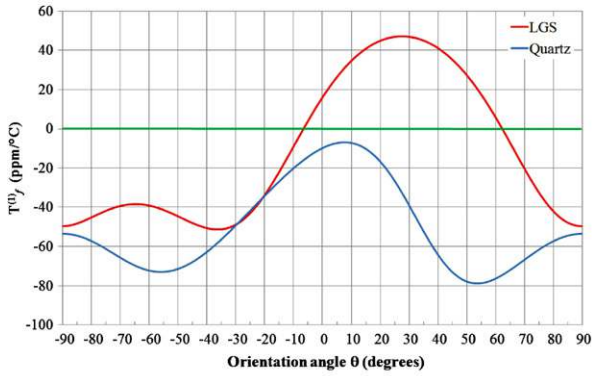
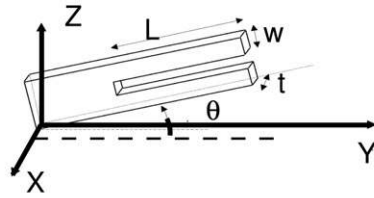

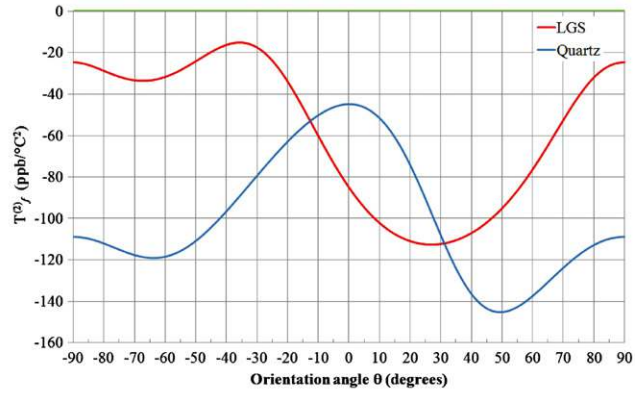


Fig. 7. Flexural/tuning fork: a temperature-compensated cut for GaPO₄ at high temperature, for a cut angle $\theta = -18.2^\circ$.



1-st TCF vs. cut angle



2-nd TCF vs. cut angle

Fig. 8. Quartz and LGS, predicted temperature coefficients for flexural resonators.

Table 3
Second-order temperature coefficient of frequency for rectangular beams vibrating in flexural mode.

	GaPO ₄	GaPO ₄	LGS	LGS	LGT	LGT
Flexion	-14.1°	-53.7°	-4°	60.3°	-6.6°	69°
$ T_f^{(2)} $ (10 ⁻⁹ /°C ²)	8.5	2.8	57	127	87	99

It appears that the lowest overall temperature sensitivity for all crystals listed in this paper in GaPO₄ for which the second-order temperature coefficients are smaller than quartz and for some orientations, one order of magnitude is lower for LGS and LGT.

However, the resonant frequencies are lower in GaPO₄ and LGS/LGT than in quartz, as summarised in Table 5:


7.2. Strong points and weak points of new piezoelectric crystals for beam resonator applications

The success of quartz for tuning-fork resonators can be explained as follows:

1. Quartz has been extensively studied for one century, reliable industrial sources of quartz crystal exist.
2. Quartz cuts close to the Z-cut can be batch processed by chemical etching.
3. Temperature-compensated cuts exist for flexural and torsional quartz beam resonators.

Table 4
Temperature-compensated cuts (1st TCF = 0) for torsional cylindrical modes.

Torsion cylindrical	Quartz	GaPO ₄	LGS	LGT
θ (°)	-39.3	22.7	-71.5	-10.5
$ T_f^{(2)} $ (10 ⁻⁹ /°C ²)	30	-20	-16.2	-17.2
	-77	-16.1	-67.2	-62.9
	-79.5	-83		



Mask pattern for electrode deposition

Patterned LGS blank before machining by precision diamond saw blade

final device

Fig. 9. Fabrication of test devices by photolithography, gold thin-film deposition and precision diamond saw machining.

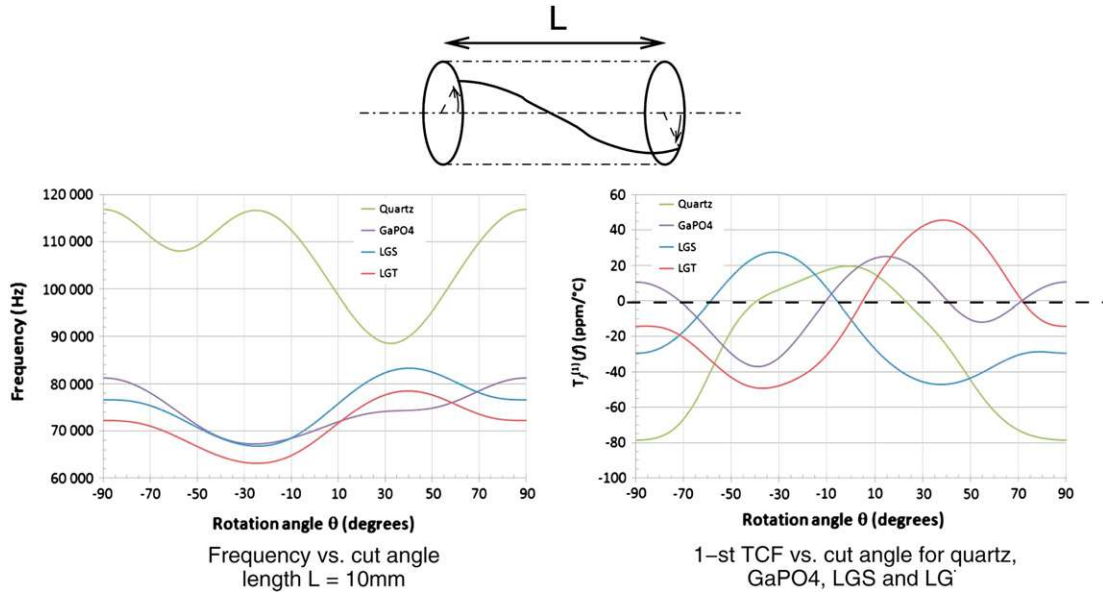


Fig. 10. Torsional/cylinder: predictions of temperature-compensated cuts for Quartz, GaPO₄, LGS and LGT.

The weak points of new piezoelectric crystals, to date, are:

1. So far, the industrial research and development of new piezoelectric crystals is far from the present state of industrial development for quartz. For the LGS/LGT family, only a few suppliers exist, most commercially available crystals actually come from Russia. So far, the present characteristics of commercially available LGS and LGT crystals, as far as high-performance piezoelectric resonators are concerned, still have to be improved. For GaPO₄, there exist to date only one supplier of this crystal.
2. To date no chemical etching for LGS/LGT or GaPO₄, similar to the Z-cut of quartz has been published.
3. The magnitude of frequency-temperature effects of LGS/LGT resonators is significantly greater than quartz used in similar vibrating modes; this has been measured for thickness-shear resonators [16].

The strong points of new piezoelectric crystals, to date, are:

1. Thickness-shear LGT resonators and oscillators have been fabricated and tested with performances that are now close to state of the art quartz resonators [17].
2. The frequency-temperature effects of GaPO₄ resonators are smaller than their quartz equivalents [11].
3. Several surface wave sensor applications of new crystals at high temperatures have already been demonstrated [18].
4. For beam resonators, recent measurements on thermo-elastic properties of LGS and LGT [19] show that the minimum Q -factor for beam resonators in the frequency range (10–100 kHz) is 4 times higher for LGS and LGT than quartz.

This last point is very important for the development of precision vibrating beam accelerometers and force sensors

Table 5

Frequency range for resonant frequencies of singly-rotated cuts, 20 mm long beam resonator vibrating in length-extensional mode.

Extension	Quartz	GaPO ₄	LGS and LGT
Freq. (kHz) range	127–175	97–128	90–140

where LGS and LGT could bring a significant improvement over quartz.

8. Conclusion

In conclusion, temperature-compensated cuts are found theoretically and experimentally for length-extensional modes of singly-rotated cuts of GaPO₄, LGS, LGT. The model also predicts the existence of temperature-compensated cuts for flexural modes at high temperatures and temperature-compensated cuts for cylinders in torsional modes.

Possible applications involve miniature sensors at high temperatures, e.g. for the automotive industry. Actual development of those applications is conditioned by the possibility to micro-machine miniature beam resonators efficiently. Meanwhile, scaled models can be made by photolithography and precision diamond saw cutting.

References

- [1] W. Wallnöfer, P.W. Krempel, A. Asenbaum, Determination of the elastic and photoelastic constants of quartz-type GaPO₄ by Brillouin scattering, *Phys. Rev. B* 49 (1994) 10075–10080.
- [2] S. Sakhara, P. Senushencov, A. Medvedev, Yu. Pisarevsky. "New data on temperature stability and acoustical losses of langasite crystals". *IEEE Int. Freq. Control. Symp.* 1995, IEEE cat # 95CH-3575-2, pp. 647–652.
- [3] Growing the large lanthanum gallium silicate single crystals by Czochralski method B.A. Dorogovin, S.Yu. Stepanov, A.B. Doubovski, A.A. Tsegileev, G.A. Lapteva, V.Y. Kurochkin, I.M. Philippov, *Frequency control symposium and exhibition, 2000, Proc. 2000 IEEE/EIA Int.* (2000) 169–173.
- [4] E. Momosaki. "A brief review of progress in quartz tuning fork resonators". *Proc. IEEE Int. Freq. Cont. Symp.*, Orlando, Florida, pp. 552–565, June 1997.
- [5] F.J. Giessibl, High-speed force sensor for force microscopy and profilometry utilizing a quartz tuning fork, *Appl. Phys. Lett.* 73 (26) (28 December 1998) 3956.
- [6] D.E. Diller, N.V. Frederick, Torsional piezoelectric crystal viscometer for compressed gases and liquids, *Int. J. Thermophys.* 10 (1) (Jan 1989) 145–157.
- [7] L. Delmas, F. Sthal, E. Bigler, B. Dulmet, R. Bourquin, Temperature-compensated cuts for length-extensional and flexural vibrating modes in GaPO₄ beam resonators, *IEEE Trans. Ultrason. Ferroelectr. Freq. Control* 52 (4) (April 2005) 666–671.
- [8] P. Truchot and R. Bourquin. "Torsional quartz resonators". In: *Proceedings of 8th European Frequency and Time Forum, Munchen, Germany, 9–11 March, pp. 862–871, (1994).*
- [9] F. Sthal, E. Bigler, R. Bourquin, Thermal compensation in GaPO₄ beam resonators: Experimental evidence for length extensional mode, *IEEE Trans. Ultrason. Ferroelectr. Freq. Control.* 54 (1) (Jan 2007) 196–197.

- [10] R. Bechmann, A.D. Ballato, T.J. Lukaszek, Higher order temperature coefficients of the elastic stiffnesses and compliances of alpha-quartz, Proc. IRE (1962) 1812.
- [11] W. Wallnöfer, J. Stadler, P. Kreml. "Temperature dependence of elastic constants of GaPO₄ and its influence on BAW and SAW devices". Proceedings of 7th European Frequency and Time Forum, Neuchâtel, 16–18 March 1993, pp. 653–657.
- [12] D.C. Malocha, E. Adler, S. Frederick, M. Chou, M.P. de Cunha, R.C. Smythe, R. Humbold and Y.S. Zhou, Recent measurement of materials constants versus temperature of langate, langanite and langasite, Proceedings of 54th IEEE Ann. Freq. Cont. Symp., Kansas city, Missouri, 7–9 June, pp. 200–205, (2000).
- [13] IEEE Standard on Piezoelectricity 176-1949, Proc. IRE 37 (1949) 1378–1395.
- [14] ANSI/IEEE Std 176-1987, IEEE Standard on Piezoelectricity, (1987).
- [15] R. Bourquin and B. Dulmet, "New sets of data for the thermal sensitivity of elastic coefficients of langasite and langatate". In: Proceedings of 20th European Frequency and Time Forum, Braunschweig, Germany, 27–30 March, pp. 26–32, (2006).
- [16] Smythe, R.C. Helmbold, R.C. Hague, G.E. Snow, K.A., "Langasite, langanite, and langatate resonators: recent results", Proc. IEEE Frequency Control Symposium 1999 Joint EFTF, ISBN: 0-7803-5400-1 vol. 2, pp. 816–820.
- [17] Imbaud, J. Galliou, S. Romand, J.P. Abbe, P. Bourquin, R. " Noise measurements of 10 MHz LGT crystal Oscillators", Proc. IEEE Frequency Control Symposium 2007 Joint 21st EFTF, ISBN: 978-1-4244-0647-0, pp. 1251–1254.
- [18] Thiele, J.A. Pereira da Cunha, M., Dual configuration high temperature hydrogen sensor on LGS SAW devices, Proc. 2004 IEEE Ultrasonics Symp., ISBN: 0-7803-8412-1, Vol. 2, pp. 809–812.
- [19] Bourquin, R. Sthal, F. Bigler, E., "Limitation of the Q factor due to the thermo elastic damping in flexural Langasite and Langatate resonators", Frequency Control Symposium 2007 Joint 21st EFTF, ISBN: 978-1-4244-0647-0, pp. 685–689.