



HAL
open science

Blind extraction of sparse components based on L0-norm minimization

Leonardo Tomazeli Duarte, Ricardo Suyama, Romis Attux, Joao M. T. Romano, Christian Jutten

► **To cite this version:**

Leonardo Tomazeli Duarte, Ricardo Suyama, Romis Attux, Joao M. T. Romano, Christian Jutten. Blind extraction of sparse components based on L0-norm minimization. SSP 2011 - 2011 IEEE Workshop on Statistical Signal Processing, Jun 2011, Nice, France. pp.617-621. hal-00605697

HAL Id: hal-00605697

<https://hal.science/hal-00605697>

Submitted on 4 Jul 2011

HAL is a multi-disciplinary open access archive for the deposit and dissemination of scientific research documents, whether they are published or not. The documents may come from teaching and research institutions in France or abroad, or from public or private research centers.

L'archive ouverte pluridisciplinaire **HAL**, est destinée au dépôt et à la diffusion de documents scientifiques de niveau recherche, publiés ou non, émanant des établissements d'enseignement et de recherche français ou étrangers, des laboratoires publics ou privés.

BLIND EXTRACTION OF SPARSE COMPONENTS BASED ON ℓ_0 -NORM MINIMIZATIONLeonardo T. Duarte^{1*}, Ricardo Suyama², Romis Attux¹, João M. T. Romano¹, Christian Jutten^{3†}

1 DSPCom Lab, University of Campinas (UNICAMP), Brazil

2 Engineering, Modeling and Applied Social Sciences Center (CECS), UFABC, Santo André, Brazil

3 GIPSA-lab, UMR CNRS 5216, Université Joseph Fourier, France

{ltduarte,romano@dmo.fee.unicamp.br}, ricardo.suyama@ufabc.edu.br, attux@dca.fee.unicamp.br, christian.jutten@gipsa-lab.grenoble-inp.fr

ABSTRACT

We investigate the application of cost functions based on the ℓ_0 -norm to the problem of blind source extraction (BSE). We show that if the sources have different levels of sparsity, then the minimization of the ℓ_0 -norm leads to the extraction of the sparsest component even when the sources are statistically dependent. We also study the conditions guaranteeing BSE when an approximation of the ℓ_0 -norm is considered. Finally, we provide a numerical example to illustrate the applicability of our proposal.

Index Terms— Blind source extraction, sparse components, ℓ_0 -norm.

1. INTRODUCTION

In blind source separation (BSS) [1], the goal is to recover a set of signals (sources) based only on the observation of mixed versions of these original sources. A closely related problem is that of blind source extraction (BSE), in which one is only interested in recovering a single source. Evidently, the BSS problem can be tackled by performing several runnings of a given BSE method so that, after a given running, the contribution of the extracted source is removed from the mixtures, e.g. via a deflation procedure [2, 3].

Most of BSE methods assume that the sources are mutually statistically independent. In this case, BSE can be performed by optimizing independent component analysis (ICA) criteria such as the ones based on cumulants [1]. More recently, some works have proposed criteria specially adapted to the case in which the sources are sparse. In [4], for instance, a nonconvex sparsity measure is adopted as cost function. Despite the good results obtained by this approach, there is no theoretical results indicating the conditions for which such an approach can be used. On the other hand, in [5], it is shown that a criterion based on the ℓ_1 -norm is indeed a contrast function [1] and, thus, can be used to perform BSE. However, [5] assumes that the sources are disjoint orthogonal, i.e., at most one source is not null at a given instant.

In the present work, we introduce a novel framework for the extraction of the sparsest source based on the minimization of the ℓ_0 -norm. We derive the conditions for which the ℓ_0 -norm is a contrast function. As will be discussed latter, these conditions are solely related to the degree of sparsity of the source. As a consequence, the proposed framework is sound even when the sources are not statistically independent or disjoint orthogonal. As a second contribution, we study an extension in which an approximation of the ℓ_0 -norm is used. Our motivation here comes from the fact that, in practical scenarios, sparse signals usually present many elements that are very close to zero although not null. In these cases, thus, one must resort to approximations of the ℓ_0 -norm.

The paper is organized as follows. In Section 2, we introduce the notation and the problem treated in this work. Section 3 presents the results concerning the use of the ℓ_0 -norm as a contrast function. In Section 4, a numerical example is conducted to illustrate the interest behind the proposed framework. Finally, in Section 5, we expose our conclusions.

2. PRELIMINARY OBSERVATIONS

Let the i -th source¹ be represented by the vector $\mathbf{s}_i \in \mathbb{R}^{N_d \times 1}$ (N_d is the number of samples) and the ensemble of N_s sources by the matrix

$$\mathbf{S} = \begin{bmatrix} \mathbf{s}_1^T \\ \vdots \\ \mathbf{s}_{N_s}^T \end{bmatrix} = \begin{bmatrix} s_1(1) & s_1(2) & \dots & s_1(N_d) \\ \vdots & \vdots & \ddots & \vdots \\ s_{N_s}(1) & s_{N_s}(2) & \dots & s_{N_s}(N_d) \end{bmatrix}.$$

Analogously, matrix \mathbf{X} represents the mixtures, which are assumed to be linear and instantaneous, that is, $\mathbf{X} = \mathbf{A}\mathbf{S}$, where $\mathbf{A} \in \mathbb{R}^{N_m \times N_s}$ denotes the mixing matrix. In this work, we consider that the number of mixtures is equal to the number of sources ($N_m = N_s$) and that \mathbf{A} is a full-rank matrix.

In BSE, the goal is to estimate a single source by adapting an extracting vector (represented by $\mathbf{w} \in \mathbb{R}^{N_m \times 1}$) such that

*L. T. Duarte thanks FAPESP for funding his post-doctoral research.

†C. Jutten is also with Institut Universitaire de France.

¹The results developed in this work are valid for signals represented in time or any other transformed domain.

the extracted source is given by

$$\mathbf{y}^T = [y(1) \dots y(N_d)]^T = \mathbf{w}^T \mathbf{X} = \mathbf{w}^T \mathbf{A} \mathbf{S} = \mathbf{g}^T \mathbf{S}, \quad (1)$$

where the vector $\mathbf{g} \in \mathbb{R}^{N_s \times 1}$ is the combined response extracting vector-mixing matrix. In most of ICA-based BSE approaches, there are scaling and permutation ambiguities [1], that is, the best one can expect is to extract a scaled version of any of the sources, without any particular order.

Properties of the ℓ_0 -norm. The ℓ_0 -norm, which corresponds to the number of non-zero elements of a vector, has been applied to quantify the sparsity of a signal [6]. It satisfies the triangle inequality and, thus, the reverse triangle inequality, i.e., given two vectors \mathbf{a} and \mathbf{b} , then $\|\mathbf{a} - \mathbf{b}\|_0 \geq \left| \|\mathbf{a}\|_0 - \|\mathbf{b}\|_0 \right|$. On the other hand, the ℓ_0 -norm is not positive homogeneous since $\|k\mathbf{a}\|_0 = \|\mathbf{a}\|_0 \neq |k| \|\mathbf{a}\|_0$ for $k \neq 0$. Therefore, although the term “ ℓ_0 -norm” is commonly used, this measure is not a true norm.

3. BUILDING A CONTRAST FUNCTION BASED ON SPARSITY

A BSE contrast [1] is a cost function in \mathbf{w} whose global optima (minima in our case) are associated with a perfect source extraction. That said, we address the following question: for which conditions $\|\mathbf{y}\|_0$ is a contrast? We assume, without loss of generality, that $\|\mathbf{s}_1\|_0 \leq \|\mathbf{s}_2\|_0 \leq \dots \leq \|\mathbf{s}_{N_s}\|_0$.

We first address the case with two sources. In this situation, the following theorem can be derived.

Theorem 1 (Case of binary mixtures) *Let $\mathbf{w} = [w_1 \ w_2]^T$ represent an extracting vector such that $\mathbf{y}^T = \mathbf{w}^T \mathbf{X}$. If at least one element of \mathbf{w} is not null and $\|\mathbf{s}_1\|_0 < \frac{1}{2} \|\mathbf{s}_2\|_0$, then $\|\mathbf{y}\|_0 \geq \|\mathbf{s}_1\|_0$, being the equality achieved if and only if $\mathbf{g}^T = \mathbf{w}^T \mathbf{A} = [\alpha \ 0]$, where $\alpha \in \mathbb{R}^*$.*

Proof The extracted signal is given by

$$\mathbf{y}^T = \mathbf{w}^T \mathbf{X} = \mathbf{w}^T \mathbf{A} \mathbf{S} = \mathbf{g}^T \mathbf{S} = g_1 \mathbf{s}_1^T + g_2 \mathbf{s}_2^T. \quad (2)$$

The theorem can be proved by analyzing the following cases: 1) $g_1 = 0$ and $g_2 = 0$. This situation is impossible to happen as, by assumption, \mathbf{w} is not the null vector and \mathbf{A} is a full-rank matrix. 2) $g_1 = 0$ and $g_2 \neq 0$. From the ℓ_0 -norm invariance to scaling, $\|\mathbf{y}\|_0 = \|g_2 \mathbf{s}_2\|_0 = \|\mathbf{s}_2\|_0 > \|\mathbf{s}_1\|_0$. 3) $g_1 \neq 0$ and $g_2 = 0$. In this case, $\|\mathbf{y}\|_0 = \|g_1 \mathbf{s}_1\|_0 = \|\mathbf{s}_1\|_0$. 4) $g_1 \neq 0$ and $g_2 \neq 0$. From the reverse triangle inequality

$$\|\mathbf{y}\|_0 \geq \left| \|g_1 \mathbf{s}_1\|_0 - \| -g_2 \mathbf{s}_2 \|_0 \right|. \quad (3)$$

Since $g_1 \neq 0$ and $g_2 \neq 0$ in this case, and due to the ℓ_0 -norm invariance to scaling, (3) can be rewritten as

$$\|\mathbf{y}\|_0 \geq \left| \|\mathbf{s}_1\|_0 - \|\mathbf{s}_2\|_0 \right|. \quad (4)$$

By assumption, $\|\mathbf{s}_1\|_0 < \frac{1}{2} \|\mathbf{s}_2\|_0$ and, therefore, from (4), it asserts that $\|\mathbf{y}\|_0 > \|\mathbf{s}_1\|_0$. \square

According to Theorem 1, it is possible to extract the sparsest component in a binary mixture by minimizing the ℓ_0 -norm. Note that there is no permutation ambiguity as the source having the smaller ℓ_0 -norm will be extracted first. It is also worth noting that Theorem 1 does not rely on joint properties such as statistical independence or correlation. In other words, when the sparsity of the sparsest source is half of the other, BSE becomes possible even if the sources are dependent.

Theorem 1 provides a sufficient but not necessary condition for the ℓ_0 -norm to act like a contrast; it is in fact based on a worst-case condition. For instance, consider the class of disjoint orthogonal sources, for which the following property holds: $\|\mathbf{s}_1 \odot \mathbf{s}_2\|_0 = 0$, where \odot stands for the element-wise multiplication. In this case, it asserts that $\|\mathbf{y}\|_0 = \|g_1 \mathbf{s}_1\|_0 + \|g_2 \mathbf{s}_2\|_0$. Thus, since \mathbf{g} cannot be the null vector, $\|\mathbf{y}\|_0 \geq \|\mathbf{s}_1\|_0$, being the equality achieved if and only if $\mathbf{g}^T = \mathbf{w}^T \mathbf{A} = [\alpha \ 0]$. Therefore, in this case, \mathbf{s}_1 can be extracted by minimizing the ℓ_0 -norm no matter the values of $\|\mathbf{s}_1\|_0$ and $\|\mathbf{s}_2\|_0$. Actually, they should only be different.

Considering now the case of N_s sources, we present a more general version of Theorem 1.

Theorem 2 (General case) *Let $\mathbf{w} = [w_1 \dots w_{N_s}]^T$ represent an extraction vector such $\mathbf{y}^T = \mathbf{w}^T \mathbf{X}$. If at least one element of \mathbf{w} is non zero and*

$$\begin{aligned} \|\mathbf{s}_1\|_0 &< \frac{1}{2} \|\mathbf{s}_2\|_0 \\ \|\mathbf{s}_1\|_0 &< \frac{1}{2} (\|\mathbf{s}_3\|_0 - \|\mathbf{s}_2\|_0) \\ \|\mathbf{s}_1\|_0 &< \frac{1}{2} (\|\mathbf{s}_4\|_0 - \|\mathbf{s}_3\|_0 - \|\mathbf{s}_2\|_0) \\ &\vdots \\ \|\mathbf{s}_1\|_0 &< \frac{1}{2} \left(\|\mathbf{s}_{N_s}\|_0 - \sum_{i=2}^{N_s-1} \|\mathbf{s}_i\|_0 \right), \end{aligned} \quad (5)$$

then $\|\mathbf{y}\|_0 \geq \|\mathbf{s}_1\|_0$, being the equality achieved if and only if $\mathbf{g}^T = \mathbf{w}^T \mathbf{A} = [\alpha \ 0 \dots 0]$, where $\alpha \in \mathbb{R}^$.*

Sketch of the proof Although the theorem is provable using the triangle inequalities for the ℓ_0 -norm, we will present here a simpler line of reasoning based on the notion of mathematical induction. Starting from Theorem 1, let us deal, at first, with the case of $N_s = 3$ sources.

In order that the extraction of s_1 be the solution with the smallest possible ℓ_0 -norm, the number of zeros generated from any linear combination including s_3 must be greater than the number of zeros generated by a solution in which $g_2 = g_3 = 0$ and $g_1 \neq 0$. If $g_3 = 0$, such a requirement is already covered by Theorem 1, which is exactly the first equation in (5).

If $g_3 \neq 0$, the least attainable value for $\|\mathbf{y}\|_0$ will be obtained in a situation in which all non-null elements of the other sources are used to cancel non-null elements present in s_3 . This situation, which requires that, for each time instant n corresponding to a non-null element in s_3 , either $s_1(n)$ or $s_2(n)$ is non-null, leads to a case in which the number of zeros in $y(n)$ can be made equal to $Z_1 = \|\mathbf{s}_1\|_0 + \|\mathbf{s}_2\|_0 +$

$N_d - \|s_3\|_0$, i.e., all non-null elements of s_1 and s_2 are used to cancel out a non-null element of s_3 , thus increasing the number of zeros in y (notice that $N_d - \|s_3\|_0$ represents the number of zeros shared by the three sources). On the other hand, the number of zeros generated by the solution of interest ($g_2 = g_3 = 0$ and $g_1 \neq 0$) is simply $N_d - \|s_1\|_0$. Therefore, a valid contrast requires that:

$$\|s_1\|_0 + \|s_2\|_0 + N_d - \|s_3\|_0 < N_d - \|s_1\|_0,$$

or that $\|s_1\|_0 < \frac{1}{2}(\|s_3\|_0 - \|s_2\|_0)$.

The same considerations hold for cases with $N_s > 3$ as well: in order that we have a valid contrast, the sum of the ℓ_0 -norms of the $N_s - 1$ sparsest sources plus the number of zeros in common cannot exceed the number of zeros in s_1 , as indicated in Theorem 2. This concludes the argument. \square

According to Theorem 2, the ℓ_0 -norm is a contrast when there is enough difference between the sparsities of the sources. The tighter situation, i.e. the one in which the differences between the sources' ℓ_0 -norm are smaller, is attained when the following conditions holds: $\|s_i\|_0 = 2^{i-2}(2\|s_1\|_0 + 1)$. For instance, if $\|s_1\|_0 = 100$, then such a limit is achieved for $\|s_2\|_0 = 201$, $\|s_3\|_0 = 402$, $\|s_4\|_0 = 804$, and so forth.

3.1. Extension to approximations of the ℓ_0 -norm

Despite the interesting aspects of the results presented so far, it is important to analyze them in more realistic situations. In fact, the application of the ℓ_0 -norm in a BSE context is limited, as sparse signals typically have many elements with very low energy, but not necessarily null. In view of this limitation, we here study an approximation of the ℓ_0 -norm that takes into account a small amount of modeling noise. Approximations of the ℓ_0 -norm has been already exploited in other problems such as overcomplete signal representation [7] and linear classification [8]. Our analysis addresses the case of two sources, and we consider the following approximation of the ℓ_0 -norm:

$$\|\mathbf{y}\|_0^{(\epsilon)} = N_d - \sum_{i=1}^{N_d} E_\epsilon(y_i), \quad (6)$$

where $E_\epsilon(y_i)$ is the indicator function on the set $E_\epsilon = \{y_i | y_i \in \mathbb{R}, |y_i| \leq \epsilon\}$. Therefore, $\|\mathbf{y}\|_0^{(\epsilon)}$ counts the number of elements of \mathbf{y} whose absolute value is greater than ϵ

We assume the following model for the sources

$$s_i(n) = \{s | s \in \mathbb{R}, |s| \leq \delta, |s| \geq \gamma\}. \quad (7)$$

The parameter δ is an upper bound for the absolute values of the small elements that are typical of sparse signal whereas γ models the elements of higher energy. We also assume that $\gamma > \epsilon \geq \delta$. Based on this model, the following robust version of Theorem 1 is stated.

Theorem 3 (Case of binary mixtures - robust version)

Let $\mathbf{y}^T = \mathbf{g}^T \mathbf{S}$ and consider that the sources follow the model (7). For every g_1 and g_2 satisfying

$$|g_1|\delta + |g_2|\delta \leq \epsilon \quad (8)$$

$$|g_1|\gamma > \epsilon, |g_2|\gamma > \epsilon \quad (9)$$

if $\|s_1\|_0^{(\epsilon)} < \frac{1}{2}\|s_2\|_0^{(\epsilon)}$, then $\|\mathbf{y}\|_0^{(\epsilon)} \geq \|s_1\|_0^{(\epsilon)}$, being the equality achieved if and only if $\mathbf{g}^T = [\alpha \ 0]$, where $\alpha \in \{g | \delta|g| \leq \epsilon, \gamma|g| > \epsilon\}$.

Proof Note that if the vector \mathbf{g}^T is constrained to intervals within which the measure (6) is scaling invariant ($\|g_i s_i\|_0^{(\epsilon)} = \|s_i\|_0^{(\epsilon)}, \forall g_i \neq 0$) and satisfies the triangle inequality, Theorem 3 can be proved in the same way as that of Theorem 1. Therefore, our task is to check the conditions for which these two properties are verified. Based on model (7), it is straightforward to check that (6) is scaling invariant if

$$\delta|g_i| \leq \epsilon, \gamma|g_i| > \epsilon, i = 1, 2. \quad (10)$$

Concerning the triangle inequality, it is satisfied by measure (6) if the modulus of every linear combination of two samples smaller than δ is smaller than ϵ . For this to be true, it suffices to impose (8). Note that (8) also covers $\delta|g_i| \leq \epsilon, i = 1, 2$, which explain why there are only three conditions to be imposed. \square

Theorem 3 guarantees that, if \mathbf{g} is restricted to the region defined by (8) and (9), then (6) is a contrast. This *feasible region* is illustrated in Figure 1(a). Note that the area of this region increases as ϵ/γ decreases and ϵ/δ increases. Also this illustration is helpful in pointing out the price to be paid for using an approximation of the ℓ_0 -norm. In fact, suppose that $g_1 = 1$; the ideal solution in this case is $g_2 = 0$. However, the vicinity of $g_2 = 0$ given by $|g_2| \leq \epsilon/\gamma$ is not inside the region covered by Theorem 3 and, thus, it is not assured that (6) is a contrast in this case. Given this, ϵ/γ can be view as a *noise margin* since the points g_2 smaller than this value may minimize $\|\mathbf{y}\|_0$, although not being the ideal solution. Note that for the ℓ_0 -norm, this noise margin is zero.

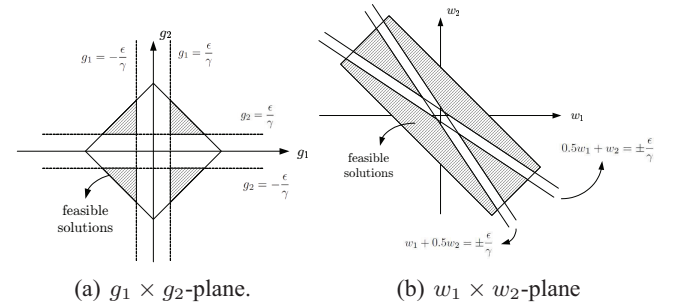


Fig. 1. Illustrating the regions for which (6) is a contrast.

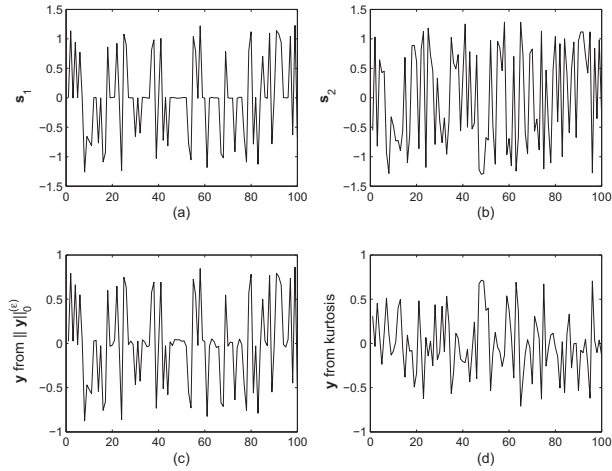


Fig. 2. Numerical experiment. (a) and (b): the sources; (c) and (d): extracted components minimizing (6) and maximizing the kurtosis, respectively.

4. NUMERICAL EXAMPLE

Let us consider an example in which $\mathbf{A} = [1 \ 0.5; 0.5 \ 1]$ and the two sources — shown in Figure 2 (first row)— are dependent (correlation coefficient of $\rho = 0.67$) and were generated according (7) ($\delta = 0.01$ and $\gamma = 0.3$). We considered that $\epsilon = 0.05$; the sources were built so that $\|s_1\|_0^{(\epsilon)} = 49$ and $\|s_2\|_0^{(\epsilon)} = 100$ (the total number of samples was $N_d = 100$).

By assigning $w_1 = 1$ and letting w_2 vary, we plot in Fig. 3(a) the measure (6) as a function of w_2 . Note that (6) is minimized by values close to -0.5 , which is the ideal solution to our problem. The corresponding extracted signal is thus a good estimation of the sparsest component as shown in Fig. 2(c). On the other hand, as shown in Fig. 3(b), the maximum of the kurtosis² is far from the desired solution $w_2 = -0.5$. Consequently, the extracted signal here is still a mixture as shown in Fig. 2(d). This bad performance is due to fact that the sources are dependent.

In Fig. 3(c), we plot a detailed version of Fig. 3(a) around $w_2 = -0.5$. Note that there is vicinity of this point that also minimizes (6). This fact illustrates the discussion of Section 3.1. Still on this point, Fig. 1(b) illustrates the regions in the $w_1 \times w_2$ -plane for which Theorem 3 is valid. There is an interesting aspect here: Obtaining the feasible set in the $w_1 \times w_2$ -plane is not a blind operation, since it requires the knowledge of \mathbf{A} to map from $g_1 \times g_2$ -plane to the $w_1 \times w_2$ -plane. Consequently, the shape of the feasible set in the $w_1 \times w_2$ -plane (where blind algorithms will indeed operate) will depend on matrix \mathbf{A} as well.

²The kurtosis is a BSE contrast when the sources are statistically independent [1].

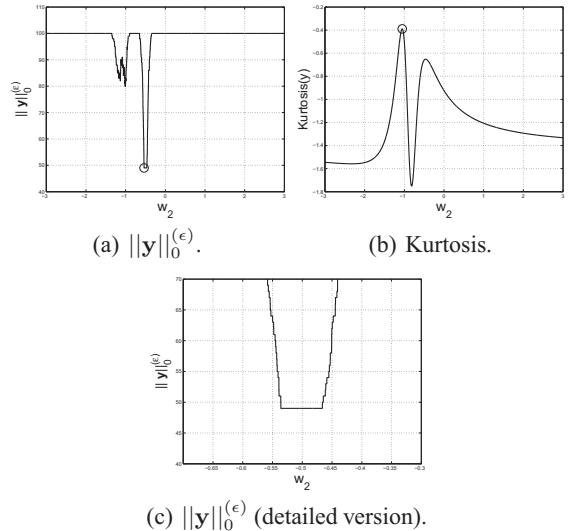


Fig. 3. $\|y\|_0^{(\epsilon)}$ and kurtosis as a function of w_2 .

5. CONCLUSIONS

In this work, we studied the use of the ℓ_0 -norm and a related measure as a BSE contrast. We showed that the proposed approach is valid if the sources have different degrees of sparsity. Moreover, when such a condition holds, source extraction can be conducted even when the sources are statistically dependent. This interesting feature paves the way for alternative routes to deal with signal separation problems for which the existing solutions fail.

6. REFERENCES

- [1] P. Comon and C. Jutten, Eds., *Handbook of blind source separation: independent component analysis and applications*, Academic Press, 2010.
- [2] N. Delfosse and P. Loubaton, “Adaptive blind separation of independent sources: A deflation approach,” *Signal Processing*, vol. 45, pp. 59–83, 1995.
- [3] A. Hyvärinen, J. Karhunen, and E. Oja, *Independent component analysis*, John Wiley & Sons, 2001.
- [4] N. Mourad and J. P. Reilly, “Blind extraction of sparse sources,” in *Proc. of IEEE ICASSP*, 2010, pp. 2666–2669.
- [5] E. Z. Nadalin, A. K. Takahata, L. T. Duarte, R. Suyama, and R. Attux, “Blind extraction of the sparsest component,” *LNCS*, vol. 6365, pp. 263–270, 2010.
- [6] M. Elad, *Sparse and redundant representations from theory to applications in signal and image processing*, Springer, 2010.
- [7] H. Mohimani, M. Babaie-Zadeh, and C. Jutten, “A fast approach for overcomplete sparse decomposition based on smoothed ℓ^0 norm,” *IEEE Trans. on Sig. Proc.*, vol. 57, pp. 289–301, 2009.
- [8] J. Weston, A. Elisseeff, and B. Schölkopf, “Use of the zero-norm with linear models and kernel methods,” *Jour. of Machine Lear. Res.*, vol. 3, pp. 1439–1461, 2003.