



HAL
open science

germline mutations in familial breast cancer cases with personal and family history of pancreatic cancer

Paolo Peterlongo, Irene Catucci, Graziella Pasquini, Paolo Verderio, Bernard Peissel, Monica Barile, Liliana Varesco, Mirko Riboni, Stefano Fortuzzi, Siranoush Manoukian, et al.

► To cite this version:

Paolo Peterlongo, Irene Catucci, Graziella Pasquini, Paolo Verderio, Bernard Peissel, et al.. germline mutations in familial breast cancer cases with personal and family history of pancreatic cancer. *Breast Cancer Research and Treatment*, 2010, 126 (3), pp.825-828. 10.1007/s10549-010-1305-1 . hal-00602983

HAL Id: hal-00602983

<https://hal.science/hal-00602983>

Submitted on 24 Jun 2011

HAL is a multi-disciplinary open access archive for the deposit and dissemination of scientific research documents, whether they are published or not. The documents may come from teaching and research institutions in France or abroad, or from public or private research centers.

L'archive ouverte pluridisciplinaire **HAL**, est destinée au dépôt et à la diffusion de documents scientifiques de niveau recherche, publiés ou non, émanant des établissements d'enseignement et de recherche français ou étrangers, des laboratoires publics ou privés.

***PALB2* germline mutations in familial breast cancer cases with personal and family history of pancreatic cancer.**

Paolo Peterlongo^{1,2,8}, Irene Catucci^{1,2,8}, Graziella Pasquini², Paolo Verderio³, Bernard Peissel⁴, Monica Barile⁵, Liliana Varesco⁶, Mirko Riboni¹, Stefano Fortuzzi⁷, Siranoush Manoukian⁴, Paolo Radice^{1,2,*}

¹IFOM, Fondazione Istituto FIRC di Oncologia Molecolare, Milan, Italy.

²Unit of Molecular Bases of Genetic Risk and Genetic Testing, Department of Preventive and Predictive Medicine, Fondazione IRCCS Istituto Nazionale dei Tumori, Milan, Italy.

³Unit of Medical Statistics and Biometry, Fondazione IRCCS Istituto Nazionale dei Tumori, Milan, Italy.

⁴Unit of Medical Genetics, Department of Preventive and Predictive Medicine, Fondazione IRCCS Istituto Nazionale dei Tumori, Milan, Italy.

⁵Division of Cancer Prevention and Genetics, Istituto Europeo di Oncologia, Milan, Italy.

⁶Unit of Hereditary Cancers, Istituto Nazionale per la Ricerca sul Cancro, Genoa, Italy.

⁷Cogentech, Consortium for Genomic Technologies, Milan, Italy

⁸These authors contributed equally to this work.

*Correspondence to Paolo Radice. Unit of Molecular Bases of Genetic Risk and Genetic Testing, Department of Preventive and Predictive Medicine, Fondazione IRCCS Istituto Nazionale dei Tumori, Milan, Italy. E-mail: paolo.radice@istitutotumori.mi.it. Telephone: +39 02.2390.3224. Fax: +39 02.2390.2764

To the Editor,

PALB2 (partner and localizer of BRCA2) has been recently described as a breast cancer predisposing gene [1,2]. In the first report, *PALB2* truncating mutations were identified in 10/923 (1.1%) English familial breast cancer cases [1]. Subsequent studies in Spanish, Chinese and Italian familial breast cancer found truncating mutations with frequencies ranging between 0.8 and 1.1% [3-6]. Also, *PALB2* founder mutations were observed in 2.7% Finnish [7] and 0.6% Polish [8] familial breast cancer cases, and in 0.7% French-Canadian breast cancer cases with early onset disease [9].

Recently, exomic sequencing revealed a germline truncating mutation of *PALB2* in a familial pancreatic cancer case [10]. In the same study, the sequencing of *PALB2* in 96 additional familial pancreatic cancer patients, ascertained in the US, identified truncating mutations in three cases. A subsequent larger survey analyzed 254 sporadic and familial pancreatic cancer cases ascertained in Toronto and Montreal, including nine individuals who were also diagnosed with breast cancer, one of which was found to carry a 6.7-kb deletion involving exons 12 and 13 [11]. Interestingly, of the five *PALB2* mutated pancreatic cancer cases reported in the above studies, two also developed breast cancer, including one patient with three additional breast cancer cases in the family. Moreover, two of the three remaining cases had ≥ 2 relatives affected with breast cancer. The last case belonged to a family negative for breast cancer, but the reported pedigree was small and included only one female individual [10]

In this context, we sought to investigate the frequency of *PALB2* germline pathogenic mutations in index cases from breast cancer families with cases of pancreatic carcinoma. We took advantage of the sequencing of the entire coding region of *PALB2* that we performed in 575 Italian female familial breast cancer cases. These were ascertained at the Medical Genetics Units of the Fondazione IRCCS Istituto Nazionale Tumori and the Istituto Oncologico Europeo in Milan, from March 2003 to August 2008. All subjects, therein referred to as BRCAX cases, were probands of families fulfilling previously reported diagnostic criteria for hereditary breast/ovarian cancer, based on family history and age at disease onset [12], and were ascertained not to carry deleterious mutations

or unclassified variants in *BRCA1* or *BRCA2* genes, following direct sequencing or denaturing high-performance liquid chromatography (DHPLC) analysis of all coding exons and adjacent splice sites, as previously described [12]. In the 575 BRCAX cases we found 12 carriers of truncating mutations for a frequency of 2.1%. Overall, a total of nine different alterations were detected, of which five were frameshift, three were nonsense and one was a splicing mutation (manuscript in preparation).

Mutations of *PALB2* have been described as having moderate penetrance [1,2], although it was recently suggested that the risk conferred by these mutations may be high in women with strong family histories [13]. While this aspect requires further investigation, we conservatively treated *PALB2* mutations as moderate-penetrance factors and, consequently, as expected to show incomplete segregation with the disease [2]. Thus, through pedigrees analysis of the 575 BRCAX families we selected those in which at least one pancreatic carcinoma case was reported by the index case in 1st- or 2nd-degree relatives, irrespectively of the breast cancer family branch. Whenever possible, the diagnosis of pancreatic carcinoma was confirmed by reviewing medical and pathological reports.

Thirty-nine breast/pancreatic cancer pedigrees were identified, including three families (M1475, M1203 and M1504) carrying *PALB2* truncating mutations, namely the c.3497delG (p.Gly1166fs), c.72delG (p.Leu24fs) and c.1027C>T (p.Gln343X) (Figure 1). This frequency of 7.7% (3/39) suggested that, among breast cancer families, those with cases of pancreatic carcinoma might be enriched in *PALB2* mutations. To verify this hypothesis, we examined a second group of 23 probands from breast/pancreatic families selected among additional BRCAX cases, using the same criteria described above, (i.e. female breast cancer cases from families fulfilling diagnostic criteria for hereditary breast/ovarian cancer, who tested negative for BRCA gene mutations and reported ≥ 1 1st or 2nd degree relatives affected with pancreatic carcinoma). One of these 23 BRCAX cases was affected also with pancreatic cancer. No *PALB2* truncating mutations were detected in any of these individuals, leading to an overall frequency in the two combined groups of breast/pancreatic cancer families of 3/62 (4.8%; exact 95% confidence Interval = 0.99–13.29).

In addition, we tested one individual from a family (B276) with multiple cases of cancer to several organs, but not complying with the above inclusion criteria, who developed carcinomas of breast, pancreas, small intestine and colorectum, (Figure 1). In this individual the c.1314delA (p. Lys438fs) truncating mutation was identified.

As already mentioned, previous reports have shown that the majority of familial pancreatic cancer cases with *PALB2* germline mutations have a personal and/or family history of breast cancer [10,11]. This was recently confirmed by a study, published while this manuscript was in preparation, that analyzed 81 European familial pancreatic cancer cases and identified three carriers of *PALB2* truncating mutations, all of whom had ≥ 1 relative affected with breast cancer [14]. These observations suggested that *PALB2* mutations are preferentially associated with families with history of both breast and pancreatic cancer. However, by taking into consideration the pertinent uncertainty (i.e. exact 95% confidence Interval), in our study the overall frequency of *PALB2* mutations detected among breast cancer families with ≥ 1 case of pancreatic cancer appears to be comparable to the frequency detected in the overall group of BRCA families (2.1%) and to those previously reported [1, 3-6]. Thus, if an excess of *PALB2* mutations is present in families with occurrences of both breast and pancreatic cancer, this is likely to be modest and detectable only by larger surveys.

Interestingly, we found a *PALB2* truncating mutations in one out of two examined individuals who developed both breast and pancreatic cancer. When merged with the data reported by Tischkowitz *et al.* on patients with the same phenotype [11], this leads to an overall frequency of 2/11 (18.2%). This suggests that pathogenic mutations of *PALB2* might be relatively frequent in individuals affected with both breast and pancreatic cancer. Further analyses are needed to verify this association.

Finally, in the four identified *PALB2*-mutated families, a variety of different cancer types were reported (Figure 1). In particular, the proband of family B276, in addition to carcinomas of the small intestine, breast and pancreas, developed multiple colorectal cancers (CRCs), which were diagnosed also in two of her relatives, while a third relative was reported with a gastrointestinal cancer of

unknown site. Of note, in this family immunohistochemistry and molecular analyses, performed on the proband's intestinal cancers, showed normal expression of DNA mismatch repair (MMR) proteins and no evidence of microsatellite instability (MSI), thus ruling out Lynch syndrome. The proband also tested negative at mutation screening for *MUTYH*-associated polyposis, while other known syndromic conditions associated with CRC susceptibility were excluded due to the lack of related phenotypes. Different gastrointestinal cancers, in addition to pancreatic carcinomas, were also reported in the other *PALB2* mutation positive families, including two CRCs. Although none of 288 sporadic and 188 familial CRCs from Finland was found to carry the c.1592delT founder mutation [7], an association between *PALB2* and CRC was previously suggested by a study reporting a large mutation positive breast cancer family with multiple CRCs [15]. Taken together, these observations support the interest in evaluating the role of *PALB2* in the susceptibility to CRC and, possibly, other gastrointestinal cancers not yet investigated.

In conclusion, our data failed to demonstrate that *PALB2* mutations are preferentially associated with breast cancer families with cases of pancreatic cancer, although this might be due to the relative small number of examined individuals. However, screening for *PALB2* germline mutation might be recommended in cases affected with both breast and pancreatic cancer. Moreover, our findings, together with previous observations, indicate that *PALB2* mutations might increase the risk of CRC. Searching for *PALB2* germline mutations in families with cases of breast cancer and CRC should be considered.

Acknowledgements

We thank all patients and families who participated to this study. This study was funded by grants from Fondazione Italiana per la Ricerca sul Cancro (Special Project "Hereditary tumors"), Associazione Italiana per la Ricerca sul Cancro (4017), Ministero della Salute (RFPS-2006-3-340203; Extraordinary National Cancer Program 2006, "Alleanza contro il Cancro"; "Progetto Tumori

Femminili), Ministero dell'Università e Ricerca (RBLAO3-BETH), Istituto Superiore di Sanità (526D/41), Lega Italiana per la Lotta contro i Tumori (progetto 02/12/R/47) and by funds from Italian citizens who allocated the 5x1000 share of their tax payment in support of the Fondazione IRCCS Istituto Nazionale Tumori, according to Italian laws (INT-Institutional strategic projects '5x1000').

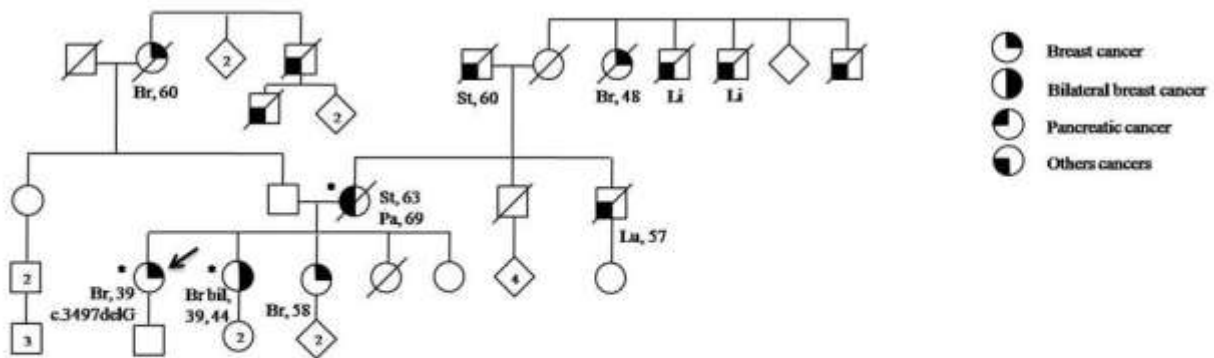
References

1. Rahman N, Seal S, Thompson D, Kelly P, Renwick A, Elliott A, Reid S, Spanova K, Barfoot R, Chagtai T, Jayatilake H, McGuffog L, Hanks S, Evans DG, Eccles D; Breast Cancer Susceptibility Collaboration (UK), Easton DF, Stratton MR (2007) *PALB2*, which encodes a BRCA2-interacting protein, is a breast cancer susceptibility gene. *Nat Genet* 39:165–167
2. Stratton MR, Rahman N. (2008) The emerging landscape of breast cancer susceptibility. *Nat Genet* 40:17–22
3. García MJ, Fernández V, Osorio A, Barroso A, Llort G, Lázaro C, Blanco I, Caldés T, de la Hoya M, Ramón Y Cajal T, Alonso C, Tejada MI, San Román C, Robles-Díaz L, Urioste M, Benítez J. (2009) Analysis of FANCB and FANCN/PALB2 fanconi anemia genes in BRCA1/2-negative Spanish breast cancer families. *Breast Cancer Res Treat* 113:545–551
4. Cao AY, Huang J, Hu Z, Li WF, Ma ZL, Tang LL, Zhang B, Su FX, Zhou J, Di GH, Shen KW, Wu J, Lu JS, Luo JM, Yuan WT, Shen ZZ, Huang W, Shao ZM. (2009) The prevalence of *PALB2* germline mutations in BRCA1/BRCA2 negative Chinese women with early onset breast cancer or affected relatives. *Breast Cancer Res Treat* 114:457–462

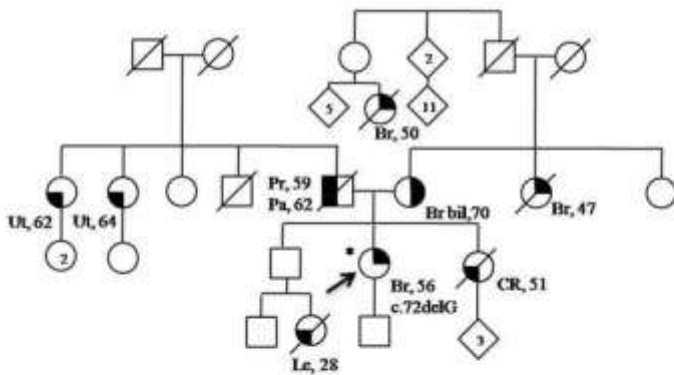
5. Papi L, Putignano AL, Congregati C, Piaceri I, Zanna I, Sera F, Morrone D, Genuardi M, Palli D. (2009) A *PALB2* germline mutation associated with hereditary breast cancer in Italy. *Fam Cancer* 9:181–185
6. Balia C, Sensi E, Lombardi G, Roncella M, Bevilacqua G, Caligo MA. (2010) *PALB2*: a novel inactivating mutation in a Italian breast cancer family. *Fam Cancer* 4:531–536
7. Erkkö H, Xia B, Nikkilä J, Schleutker J, Syrjäkoski K, Mannermaa A, Kallioniemi A, Pyrkäs K, Karppinen SM, Rapakko K, Miron A, Sheng Q, Li G, Mattila H, Bell DW, Haber DA, Grip M, Reiman M, Jukkola-Vuorinen A, Mustonen A, Kere J, Aaltonen LA, Kosma VM, Kataja V, Soini Y, Drapkin RI, Livingston DM, Winqvist R. (2007) A recurrent mutation in *PALB2* in Finnish cancer families. *Nature* 446:316–319
8. Dansonka-Mieszkowska A, Kluska A, Moes J, Dabrowska M, Nowakowska D, Niwinska A, Derlatka P, Cendrowski K, Kupryjanczyk J. (2010) A novel germline *PALB2* deletion in Polish breast and ovarian cancer patients. *BMC Med Genet* 11:20
9. Ghadirian P, Robidoux A, Zhang P, Royer R, Akbari M, Zhang S, Fafard E, Costa M, Martin G, Potvin C, Patocskai E, Larouche N, Younan R, Nassif E, Giroux S, Narod SA, Rousseau F, Foulkes WD. (2009) The contribution of founder mutations to early-onset breast cancer in French-Canadian women. *Clin Genet* 76:421–426
10. Jones S, Hruban RH, Kamiyama M, Borges M, Zhang X, Parsons DW, Lin JC, Palmisano E, Brune K, Jaffee EM, Iacobuzio-Donahue CA, Maitra A, Parmigiani G, Kern SE, Velculescu VE, Kinzler KW, Vogelstein B, Eshleman JR, Goggins M, Klein AP. (2009) Exomic sequencing identifies *PALB2* as a pancreatic cancer susceptibility gene. *Science* 324:217

11. Tischkowitz MD, Sabbaghian N, Hamel N, Borgida A, Rosner C, Taherian N, Srivastava A, Holter S, Rothenmund H, Ghadirian P, Foulkes WD, Gallinger S. (2009) Analysis of the gene coding for the BRCA2-interacting protein *PALB2* in familial and sporadic pancreatic cancer. *Gastroenterology* 137:1183–1186
12. Manoukian S, Peissel B, Pensotti V, Barile M, Cortesi L, Stacchiotti S, Terenziani M, Barbera F, Pasquini G, Frigerio S, Pierotti MA, Radice P, Della-Torre G. (2007) Germline mutations of TP53 and BRCA2 genes in breast cancer/sarcoma families. *Eur J Cancer* 43:601–606
13. Byrnes GB, Southey MC, Hopper JL. (2008) Are the so-called low penetrance breast cancer genes, ATM, BRIP1, PALB2 and CHEK2, high risk for women with strong family histories? *Breast Cancer Res* 10:208
14. Slater EP, Langer P, Niemczyk E, Strauch K, Butler J, Habbe N, Neoptolemos J, Greenhalf W, Bartsch DK. (2010) *PALB2* mutations in European familial pancreatic cancer families. *Clin Genet* 78:490–494
15. Foulkes WD, Ghadirian P, Akbari MR, Hamel N, Giroux S, Sabbaghian N, Darnel A, Royer R, Poll A, Fafard E, Robidoux A, Martin G, Bismar TA, Tischkowitz M, Rousseau F, Narod SA. (2007) Identification of a novel truncating *PALB2* mutation and analysis of its contribution to early-onset breast cancer in French-Canadian women. *Breast Cancer Res* 9:R83.

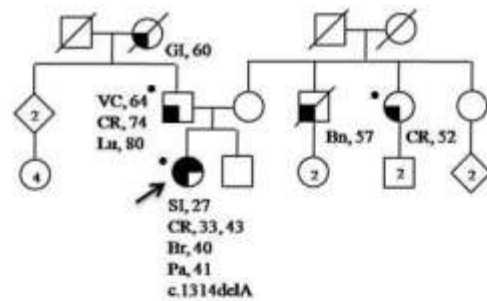
M1475



M1203



B276



M1504

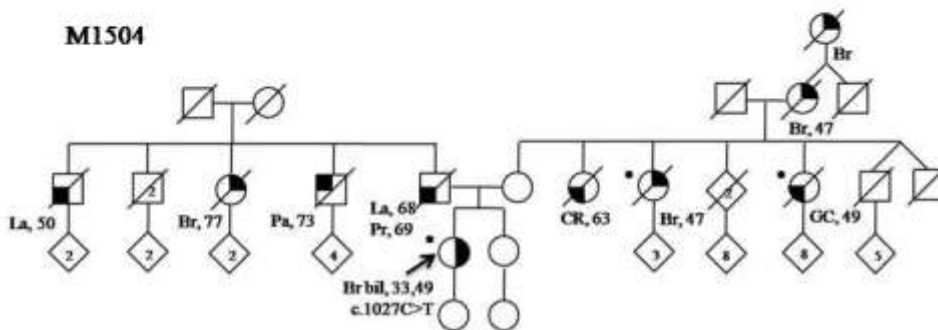


Figure 1. Pedigrees of the four families in which index cases carried a *PALB2* truncating mutation. No additional relatives in these families were available for *PALB2* mutation testing. Index cases are indicated by arrow and *PALB2* mutations are described. Cancer type and age at diagnosis are reported, when known. Individuals affected with documented cancer are indicated by asterisk. Bn, brain cancer; Br, breast cancer; Br bil, bilateral breast cancer; CR, colorectal cancer; GC, granulosa cell cancer; GI, gastrointestinal cancer (site unknown); La, larynx cancer; Le, leukemia; Li, liver cancer; Lu, lung cancer; Pa, pancreatic cancer; Pr, prostate cancer; SI, small intestine cancer; St, stomach cancer; Ut, uterine cancer; VC, vocal cords cancer.