



HAL
open science

Curvature correction in Strutinsky's method

P Salamon, a T Kruppa

► **To cite this version:**

P Salamon, a T Kruppa. Curvature correction in Strutinsky's method. Journal of Physics G: Nuclear and Particle Physics, 2010, 37 (10), pp.105106. 10.1088/0954-3899/37/10/105106 . hal-00600775

HAL Id: hal-00600775

<https://hal.science/hal-00600775>

Submitted on 16 Jun 2011

HAL is a multi-disciplinary open access archive for the deposit and dissemination of scientific research documents, whether they are published or not. The documents may come from teaching and research institutions in France or abroad, or from public or private research centers.

L'archive ouverte pluridisciplinaire **HAL**, est destinée au dépôt et à la diffusion de documents scientifiques de niveau recherche, publiés ou non, émanant des établissements d'enseignement et de recherche français ou étrangers, des laboratoires publics ou privés.

Curvature Correction in the Strutinsky's Method

P Salamon^{1,2} and A T Kruppa¹

¹Institute of Nuclear Research of the Hungarian Academy of Sciences, Debrecen,
Bem tér 18/c, Hungary H-4026,

²University of Debrecen

Faculty of Informatics, Debrecen, P.O.Box 12, Hungary H-4010

E-mail: salamon@atomki.hu

E-mail: atk@atomki.hu

Abstract.

Mass calculations carried out by Strutinsky's shell correction method are based on the notion of smooth single particle level density. The smoothing procedure is always performed using curvature correction. In the presence of curvature correction a smooth function remains unchanged if smoothing is applied. Two new curvature correction methods are introduced. The performance of the standard and new methods are investigated using harmonic oscillator and realistic potentials.

PACS numbers: 21.10.Dr, 21.10.Ma, 21.10.Pc

Submitted to: *J. Phys. G: Nucl. Phys.*

1. Introduction

Masses, or, equivalently ground state energies of nuclei are very important basic quantities. For example, shell structure changes around drip lines or existence of new magic numbers beyond the heaviest known nuclei can be studied with the help of mass measurements. Important applications are the determination of possible decay modes of a system and the calculation of energy release in a given reaction. Mass values are important not only for nuclear physics but for astrophysics and particle physics as well. Nowadays not only the precision of mass measurements has improved dramatically but it is possible to measure masses of short lived nuclei [1, 2]. Very accurate experimental mass values are now available for almost every part of the periodic table and this is a great challenge for theoretical description.

Global mass calculations have been carried out using the so called macroscopic-microscopic method [3, 4]. In this approach the binding energy is the sum of two terms $E(N, Z) = E_{mac}(N, Z) + E_{mic}(N, Z)$. The first term $E_{mac}(N, Z)$ is a smooth function of the neutron (N) and proton number (Z). It can be determined using a macroscopic model. The simplest macroscopic expression is derived from the liquid drop model. This form can be generalized in several respects. E.g. a well known macroscopic term is the formula of the finite range droplet model [4].

Beside the smooth trend the binding energy formula contains an oscillatory part with pure quantum origin. The microscopic part $E_{mic}(N, Z)$ consists of two terms shell correction and pairing energy $E_{mic}(N, Z) = E_{shell}(N, Z) + E_{pair}(N, Z)$. The pairing term is usually calculated using BCS or Lipkin-Nogami scheme and the shell correction by the Strutinsky's method [5].

The shell correction method have been generalized in order to describe special excited states. High-spin states of a rotating nuclei can be described by the cranked shell-model. The modification of this model was developed [6, 7] in order to include the shell effects. This spin dependent shell correction approach is used in many investigations [8–11]. An another important application of the shell correction method is the calculation of fission barriers [12–16]. This quantity is a key element for understanding of many phenomena e.g. stable super-heavy elements. The importance of the shell effects at an outer saddle-point barrier is recently emphasized [17]. The shell correction method have been used not only in nuclear physics but for description of mesoscopic systems. Metallic clusters have pronounced shell structures and these systems are an ideal ground for the application of the shell correction method [18–20].

The first step in the calculation of shell correction is to take a single particle Hamiltonian. The energy E of the ground state is simply sum of the energies of occupied single particle states. This energy can be decomposed into a sum of a smooth \bar{E} and a fluctuating term \tilde{E} , $E = \bar{E} + \tilde{E}$. It can be argued using the Strutinsky's energy theorem [21] that the quantities $E_{shell}(N, Z)$ and \tilde{E} are identical.

Recently new facts have emerged concerning the fluctuating part of the energy. The shell correction is a rapidly changing function of the particle number. Earlier,

the average value of \tilde{E} was expected to be zero. Recently it has been shown that the average value of the fluctuating part of the energy is non zero and it contributes to the smooth part of the energy [22]. The extra smooth trend of the average value of \tilde{E} can be analytically calculated [22, 23] in case of simple model potentials. It would be desirable to minimize this extra smooth trend of the shell correction. A study of the nuclear mass error distribution [24], using results of the Strutinsky type macroscopic-microscopic calculation of [4], has been revealed a regular correlation and it has been suggested that refinement of the Strutinsky's method is needed.

The focus of the present paper is how to calculate the smooth part of the energy \bar{E} or equivalently the shell correction. The basic concepts are the quantum single particle level density (SPLD) and the smooth SPLD. The quantum SPLD is simply sum of Dirac-delta functions centered at the single particle energies. The smooth SPLD is free from singularities and it is a smooth function. It may be determined using semi-classical methods [25]. Shell correction calculations [3, 26] were carried out using the smooth semi-classical SPLD based on Wigner-Kirkwood expansion. Smooth SPLD can be derived using only the single particle energies and a special smoothing method called Strutinsky's smoothing or standard averaging method [26]. The Strutinsky type [4] and semi-classical [3] macroscopic-microscopic models differ on the way how the smooth SPLD is calculated. Beside the energy averaging particle number space averagings were developed [27–29] in order to calculate \bar{E} and even the combination of averaging spaces was considered [30].

The Strutinsky's smoothing of quantum SPLD is carried out with a well defined procedure. First, a normalized, positive and even function is selected. The smoothing means that the convolution of the quantum SPLD and the kernel function is calculated [21, 31]. This simple procedure however is insufficient. We have to demand self-consistency of the smoothing process. If the smoothing is applied to a sufficiently smooth function (polynomial) then the result has to be identical with the original function. This property is referred to as curvature corrected smoothing.

In the most standard form of the Strutinsky's method the curvature correction is taken into account by multiplying the starting kernel function with an appropriately chosen polynomial [21]. Brack and Pauli have introduced [31] an alternative method to achieve the effect of the curvature correction. In this paper we introduce two new curvature correction methods.

The organization of the paper is the following. In section 2 we describe the Strutinsky's shell correction method and than in section 3 we give precise meaning of the curvature correction. Two standard methods and our new methods for curvature correction are also presented here. Finally at section 4 we compare the methods using harmonic oscillator and Saxon-Woods potentials. Summary is given at section 5.

2. Strutinsky's shell correction method

In the Strutinsky's method first an appropriate single particle Hamiltonian is taken. The eigenvalues of bound states and the corresponding degeneracies are denoted by ϵ_i and d_i , respectively. For simplicity the $\{\epsilon_i\}$ series is arranged in increasing order. An important notion of the method is the single particle level density (SPLD). The so called exact or quantum mechanical SPLD is of the form

$$g(\epsilon) = \sum_{i=1}^{N_b} d_i \delta(\epsilon - \epsilon_i), \quad (1)$$

where $\delta(\epsilon - \epsilon_i)$ is the Dirac-delta function and the number of bound states is N_b .

The central notion of the Strutinsky's method is the smooth SPLD. It is denoted by $\bar{g}(\epsilon)$. The smoothed Fermi-level $\bar{\lambda}$ is obtained from the particle number equation

$$N_\tau = \int_{-\infty}^{\bar{\lambda}} \bar{g}(\epsilon) d\epsilon, \quad (2)$$

where N_τ is the neutron or proton number of the considered nucleus since the shell correction is separately calculated for neutrons and protons. The smoothed total energy \bar{E} can be calculated by an integral

$$\bar{E} = \int_{-\infty}^{\bar{\lambda}} \epsilon \bar{g}(\epsilon) d\epsilon. \quad (3)$$

The shell correction is defined by the equation

$$\tilde{E} = E_{sp} - \bar{E}, \quad (4)$$

where the total single particle energy E_{sp} is taken in the spirit of the independent particle shell model

$$E_{sp} = \sum_{i=1}^{N_\tau} \epsilon'_i. \quad (5)$$

The new energy series $\{\epsilon'_i\}$ is derived from the series $\{\epsilon_i\}$ by repeating the eigenvalues ϵ_i d_i times.

2.1. Smoothing with convolution

Convolution is an ideal tool to smooth an oscillatory function $y(x)$. We take a bell shaped kernel function $K(x)$ and the smoothed $\bar{y}(x)$ function is calculated by the convolution of $K(x)$ and $y(x)$

$$\bar{y}(x) = \frac{1}{\gamma} \int_{-\infty}^{\infty} K\left(\frac{x-x'}{\gamma}\right) y(x') dx', \quad (6)$$

where the positive real number γ defines the smoothing width. The smooth SPLD can be obtained from (6) by identifying y with the quantum SPLD g . The result is

$$\bar{g}(\epsilon) = \frac{1}{\gamma} \sum_{i=1}^{N_b} d_i K\left(\frac{\epsilon - \epsilon_i}{\gamma}\right). \quad (7)$$

The particle number equation takes the form

$$N_\tau = \sum_{i=1}^{N_b} d_i \int_{-\infty}^{\nu_i} K(x) dx \quad (8)$$

and the smoothed total energy is

$$\bar{E} = \sum_{i=1}^{N_b} d_i \left(\gamma \int_{-\infty}^{\nu_i} x K(x) dx + \epsilon_i \int_{-\infty}^{\nu_i} K(x) dx \right), \quad (9)$$

where $\nu_i = (\bar{\lambda} - \epsilon_i)/\gamma$.

3. Curvature correction

We expect that a proper definition of smoothing has the following property: the smoothing does not change a smooth function. Here we identify smooth functions with polynomials [5, 21]. We require that the mapping $y(x) \rightarrow \bar{y}(x)$ is the identity map on the set of polynomials of order at most $(2m + 1)$ i.e.

$$\bar{p}_m(x) = p_m(x) = \frac{1}{\gamma} \int_{-\infty}^{\infty} K\left(\frac{x-x'}{\gamma}\right) p_m(x') dx', \quad (10)$$

where $p_m(x)$ is an arbitrary polynomial of order at most $(2m + 1)$. We will say that a kernel K satisfying (10) has curvature correction of order m . If we want to emphasize this property the kernel will be denoted by K_m instead of K . Other papers use the notation $p = 2m$ for the curvature correction. A kernel with curvature correction of order zero will be called starting kernel and this function is assumed to be an even one. If we want to stress actual values of the smoothing range γ and the order of the curvature correction m we will use the notation $\bar{g}_{\gamma,m}(\epsilon)$ for the smooth SPLD.

3.1. Standard curvature correction methods

For completeness we review two standard curvature correction methods. In the most widely used method a kernel with curvature correction of order m is searched in the form [21]

$$K_m(t) = P_m(t) K_0(t), \quad (11)$$

where $P_m(t)$ is a polynomial of order $2m$

$$P_m(t) = \sum_{i=0}^m c_i t^{2i}. \quad (12)$$

The coefficients c_i are determined by the condition (10). The following set of equations can be gained [21]

$$\sum_{i=0}^m M_{2(i+j)}(K_0) c_i = \delta_{j,0} \quad 0 \leq j \leq m, \quad (13)$$

where the moments of an arbitrary kernel K is defined by

$$M_i(K) = \int_{-\infty}^{\infty} t^i K(t) dt, \quad i = 0, 1, 2, \dots \quad (14)$$

This approach is called polynomial curvature correction (PCC).

Brack and Pauli [31] have taken the kernel with curvature correction of order m in the form

$$K_m(t) = \sum_{i=0}^m a_{2i} \frac{d^{2i}}{dt^{2i}} K_0(t). \quad (15)$$

We will refer to this method as Brack and Pauli curvature correction (BPCC) method. The condition (10) uniquely determines the coefficients a_{2i} . The value of a_0 is 1. The other expansion coefficients satisfy the following set of equations

$$\sum_{j=1}^m B_{i,j} a_{2j} = -b_{2i} \quad (i = 1, \dots, m), \quad (16)$$

where $B_{i,i} = 1$, $B_{i,j} = 0$ ($i < j$), $B_{i,j} = b_{2(i-j)}$ ($1 < i < j$) and b_{2i} is related to the moments of K_0

$$b_{2i} = \frac{M_{2i}(K_0)}{(2i)!}. \quad (17)$$

3.2. Curvature correction with many widths

The error term of the smoothing

$$\delta y(x) = \bar{y}(x) - y(x) \quad (18)$$

can be cast into the form

$$\delta y(x) = \sum_{n=1}^{\infty} (-1)^n \gamma^n \frac{1}{n!} M_n(K) y^{(n)}(x), \quad (19)$$

where the n -th derivative of $y(x)$ is denoted by $y^{(n)}(x)$ and it is assumed $M_0(K) = 1$.

If the moments of the kernel function K satisfy the following set of equations $M_0(K) = 1$, $M_i(K) = 0$, $i = 1, 2, \dots, (2m + 1)$ then from (19) it is clear that such a kernel function has curvature correction of order m .

Let us assume that we have a kernel K_m and suppose that it is an even function. We claim that a kernel with curvature correction of order $(m + 1)$ can be written in the form

$$K_{m+1}(t) = \frac{K_m(t) - c^{-2m-3} K_m\left(\frac{t}{c}\right)}{1 - c^{-2m-2}}, \quad m \geq 0. \quad (20)$$

Here c is an arbitrary real number but $c \neq 0$ and $c \neq 1$.

In order to prove our claim it is enough to show the validity of the equations

$$\int_{-\infty}^{\infty} K_{m+1}(t) dt = 1 \quad (21)$$

and

$$\int_{-\infty}^{\infty} t^i K_{m+1}(t) dt = 0, \quad i = 1, 2, \dots, (2m + 3). \quad (22)$$

The proofs are very simple. We have to substitute (20) into (21) and (22), use the linearity of the integration and in the second term of the left hand sides change the integration variable from t to $u = t/c$.

If the same c value is used at each iteration step (starting from $m = 0$) then the following closed expression for the kernel K_m ($m \geq 1$) can be derived

$$K_m(t) = A_m \sum_{k=0}^m (-1)^k c^{(m-k)(m-k+2)} \left[\begin{matrix} m \\ k \end{matrix} \right]_{c^2} K_0\left(\frac{t}{c^k}\right), \quad (23)$$

where the notation

$$\left[\begin{matrix} m \\ r \end{matrix} \right]_q = \begin{cases} 1 & \text{if } r = 0 \\ \frac{(1-q^m)(1-q^{m-1})\dots(1-q^{m-r+1})}{(1-q)(1-q^2)\dots(1-q^r)} & \text{if } 1 \leq r \leq m \\ 0 & \text{if } r > m \end{cases} \quad (24)$$

stands for the Gaussian coefficient (q-binomial coefficient) and

$$A_m = \left(\sum_{k=0}^m c^{2k} \right) \frac{1}{c^{(m+2)^2-4}} \left(\prod_{k=1}^m \frac{1}{1 - c^{-(2k+2)}} \right). \quad (25)$$

Kernels derived using (20) or (23) are called many width kernels and the smoothing method is named as many width curvature correction (MWCC). The name comes from the form of the smooth SPLD of the MWCC method

$$\bar{g}_{\gamma,m}(\epsilon) = A_m \sum_{k=0}^m (-1)^k c^{(m-k)(m-k+2)+k} \left[\begin{matrix} m \\ k \end{matrix} \right]_{c^2} \bar{g}_{\gamma c^k,0}(\epsilon). \quad (26)$$

The smooth SPLD corresponding to a many width kernel with curvature correction of order m is a linear combination of smooth SPLD's derived from the starting kernel having smoothing width γc^k ($k = 0, \dots, m$). The individual terms $\bar{g}_{\gamma c^k,0}(\epsilon)$ behave differently, some terms may show the shell structure, other terms may over smooth but the proper linear combination can make a balance.

3.3. Derivative curvature correction

The recursion (20) is not valid at $c = 1$. If the limit $c \rightarrow 1$ is taken using the L'Hospital rule then a new kernel with curvature correction of order m emerges

$$K_{m+1}(t) = \frac{2m+3}{2m+2} K_m(t) + \frac{1}{2m+2} t \frac{d}{dt} K_m(t). \quad (27)$$

Kernels obtained in this way are called derivative kernels and the method is called derivative curvature correction (DCC).

With the aid of the recursion (27) a closed expression can be derived for the derivative kernels ($m \geq 0$)

$$K_m(t) = \sum_{k=0}^m \frac{a(m+1, k+1)}{m! 2^m} t^k \frac{d^k}{dt^k} K_0(t), \quad (28)$$

where the coefficients $a(n, m)$ obey the recursion

$$a(n, m) = (2n + m - 2)a(n - 1, m) + a(n - 1, m - 1) \quad (29)$$

with initial conditions $a(1, 1) = 1$, $a(n, 0) = 0$ (n is arbitrary) and $a(n, m) = 0$ for $n < m$. Apart from the multiplicative factor t^k the kernel (28) is similar to the kernel (15). In contrast to the BPCC method the linear combination coefficients in (28) are independent from the starting kernel. In the BPCC method the linear combination coefficients are calculated using (16).

The recursion (27) simplifies the calculation of auxiliary quantities of the shell correction method. For the calculation of the particle number we need the integral (see (8))

$$N_m(x) = \int_{-\infty}^x K_m(t) dt, \quad m \geq 0. \quad (30)$$

We can easily get the following recursion for the function $N_m(x)$

$$N_{m+1}(x) = N_m(x) + \frac{1}{2m+2} x K_m(x). \quad (31)$$

This recursion is valid provided $\lim_{t \rightarrow -\infty} (t K_m(t)) = 0$, $m \geq 0$. For the calculation of the smoothed energy we need the integral (see (9))

$$E_m(x) = \int_{-\infty}^x t K_m(t) dt, \quad m \geq 0. \quad (32)$$

We can derive the following recursion

$$E_{m+1}(x) = \frac{2m+1}{2m+2} E_m(x) + \frac{1}{2m+2} x^2 K_m(x). \quad (33)$$

Here we assumed $\lim_{t \rightarrow -\infty} (t^2 K_m(t)) = 0$, $m \geq 0$.

4. Results

At the beginning of an application a starting kernel has to be chosen. The most widely used form corresponds to a Gaussian $K_0(t) = \exp(-t^2)/\sqrt{\pi}$. The kernel $K_0(t) = 1/(2 \text{Cosh}^2(t))$ was considered in [31] using the BPCC method. We will use both functions and call them Gaussian and Cosh-type kernels respectively. An interesting observation have to be mentioned. In the case of Gaussian starting kernel the methods PCC, BPCC and DCC lead to the same kernel K_m . The MWCC method however furnishes new kernel function. In the case of Cosh-type starting kernel each presented method is different.

The MWCC method in addition to the smoothing width γ and the order of the curvature correction m contains a new dimensionless technical parameter c . For a light nucleus ($N_\tau=20$) the shell correction as the function of the parameter c is displayed in Figure 1 using three different value of the smoothing width. According to this figure there is an optimal region for c (the shell correction is stable with respect to c). This region is roughly between 0.8 and 1 in the presented case if each γ value is considered.

In all calculations we have done we have found an optimal region for c and in the majority of cases this region was below one. Since the shell correction method already contains two technical parameters (γ and m) it would be unwise to increase them so we determined a procedure how to fix the value of c .

At each fixed values of γ and m the value of c is determined with the following procedure. An averaging region around the investigated particle number N_τ is selected. Shell corrections of all nuclei belonging to the averaging window are calculated. The c parameter is used to get the average value of the shell corrections as close to zero as possible. This procedure is inspired by recent works [22, 23]. The shell correction is a rapidly changing function of the particle number. The average value of \tilde{E} was expected to be zero but it turned out that the average of the fluctuating part of the energy is non zero and it contributes to the smooth part of the energy [22]. The value of c is determined in such a way to minimize this extra smooth trend of the shell correction.

In case of a light and a medium heavy nuclei we studied the dependence on the averaging window. The optimal value of c is determined the way described above. The order of the curvature correction was three. The upper bounds of the averaging windows correspond to shell closers and the lower bounds are a start of a new shell. The results are presented in Figure 2. The shell correction hardly depends on the averaging window (notice the scale on the vertical axis). We have found that in addition to the own shell of the considered particle number one shell below and one shell above is enough for the determination of the optimal value of c .

The shell correction method contains two technical parameters the smoothing width γ and the order of the curvature correction m . The result is supposed to be independent from the values of these parameters if they are selected in a reasonable way. In the case of harmonic oscillator or similar potentials (infinite number of bound states) it was demonstrated [31] that there is a large region of the smoothing width where the shell correction is practically constant (plateau condition). Therefore the new curvature correction methods have to be checked in the case of harmonic oscillator potential to see if the plateau is remained or not.

The parameter of the harmonic oscillator potential ($\hbar\omega = 6$ MeV), the considered particle number ($N_\tau = 70$) and the order of the curvature correction ($m = 3$) were chosen to be the same as in [31]. In this work the PCC (Gaussian type kernel) and the BPCC (Cosh-type kernel) methods were used. The shell correction as a function of the smoothing width is displayed in Figure 3 using Gaussian starting kernel. Since the shell spacings are $\hbar\omega$ the shell corrections are calculated only for $\gamma > \hbar\omega$ otherwise the effect of shells can be noticed in the smooth SPLD [37].

The curve signed by PCC $m = 3$ in Figure 3 agrees with the result of [31]. The large absolute value of the shell correction is due to fact that the particle number 70 is a magic number in the case of a harmonic oscillator potential. In order to see the dependence on the order of the curvature correction the calculation is repeated for $m = 5$ and it is displayed also in Figure 3. On the considered γ range the plateau region of the MWCC method is roughly two times larger than the plateau of the PCC method. Furthermore

the increase of the order of the curvature correction from 3 to 5 does not modify the result of the MWCC method but there is large change in the case of the PCC method.

In the case of Cosh-type starting kernel the shell correction is shown in Figure 4. Using this kernel the quality of the DCC, MWCC and BPCC curvature correction methods can be judged. In this case also the MWCC method is proved to be the best, it gives the largest plateau region. The results of the BPCC and MWCC methods differ only at large γ values. In this large γ region only the MWCC method keeps the plateau property. The importance of the large plateau region derives from the fact that in global mass calculation for a given nucleus only one γ value is considered. It would be desirable to have this fixed γ value in the plateau region.

It remains to study the properties of the curvature correction methods in the case of realistic potential. We restrict ourselves for spherically symmetric mean field. We will consider Saxon-Woods potential with spin-orbit term. The geometrical and strength parameters of the Saxon-Woods potential are taken from the parametrization given in [32]. There is a great difference between harmonic oscillator and realistic potentials. The first one has only bound states whereas the Saxon-Woods potential supports both bound and scattering (continuum) states.

It is known that the presence of continuum states and the finiteness of the number of bound states cause difficulties in the shell correction method [26, 33]. The formula (1) for the quantum SPLD contains only the contribution of bound states. The exact form of the continuum SPLD is known [33] and it was used in [33, 34]. The continuum SPLD is expressed by the help of the scattering phase shift. In shell correction calculations the bound states usually are obtained by diagonalizing the Hamiltonian on a given square integrable basis. On such a basis however it is difficult to calculate the continuum SPLD. An elegant way to solve this problem was developed in [35] and was used in shell correction calculation [36]. In this method two diagonalizations have to be carried out. The first diagonalization is the standard one (we take the Hamiltonian as it is). In the second diagonalization the interaction is switched off and only the kinetic energy is diagonalized using the same basis as in the first diagonalization. The results of the second diagonalization are denoted by $\epsilon_i^{(0)}$ and the corresponding degeneracies by $d_i^{(0)}$. The smooth SPLD which contains the effect of scattering states reads

$$\bar{g}(\epsilon) = \frac{1}{\gamma} \sum_i \left(d_i K\left(\frac{\epsilon - \epsilon_i}{\gamma}\right) - d_i^{(0)} K\left(\frac{\epsilon - \epsilon_i^{(0)}}{\gamma}\right) \right), \quad (34)$$

where the summation over i extends to all states gained from the diagonalizations.

The value of the parameter c is determined in the same way as in the harmonic oscillator case. Since now we have only finite number of bound states the upper bound of the averaging window has a natural value $\sum_{i=1}^{N_b} d_i$. It corresponds to a nucleus where all bound states are occupied. The lower bound of the averaging window was $N_\tau = 50$. We have checked that the result is hardly depends on this value.

The neutron shell correction for ^{146}Gd is displayed in Figures 5 and 6. In the case of Gaussian starting kernel (Figure 5) the order of the curvature correction was three

and five. Results using Cosh-type starting kernel are given in Figure 6 here the order of the curvature correction was seven. From Figures 5 and 6 the same conclusion can be drawn. In the case of the method MWCC a very large plateau region is present (the shell correction is practically independent from the value of γ). The other shell correction methods have no plateau, they satisfy only the local plateau condition (the derivative of the shell correction with respect to γ is zero at some γ point). The plateau property can be made quantitative if the total variation of the shell correction is determined in a given γ region. Considering Figure 5 the total variation are 0.3 MeV and 3 MeV for the MWCC and the PCC methods. In the case of the harmonic oscillator the total variation of the shell correction is only 0.01 MeV for the MWCC method. The plateau property in the realistic potential case is not as good as in the harmonic oscillator case.

The dependence on the order of the curvature corrections is the same as in the harmonic oscillator case. The results of the MWCC method is practically independent from the parameter m . In the case of the methods PCC, DCC and BPCC the shell correction is sensitive to m .

In the shell correction method the order of the curvature correction and the smoothing range are determined by the plateau condition. In some cases for example from some light nuclei, the plateau condition could not be found [4]. As a light nuclei the ^{40}Ca is considered now. The neutron shell correction is displayed in Figure 7. The results are calculated using the methods PCC and MWCC. The order of the curvature correction was 3, 4 and 5. The number of particles now is only twenty but we can observe the same pattern as in the earlier calculations when the particle number was eighty two. The shell correction as the function of γ is more stable in the case of the method MWCC than in the method PCC. The dependence on the order of the curvature correction is not as good as in the case of the heavier nucleus ^{146}Gd . However it is clear from this calculation that the method MWCC performs better than the method PCC even in the light mass region.

5. Summary

In the Strutinsky's shell correction method the smooth single particle level density is calculated by a convolution. The aim of the curvature correction is to satisfy a self consistency condition, the smoothing (convolution) must leave a smooth function unchanged. We are aware only two curvature correction methods but in global mass calculations only one of them is used. We call the standard method polynomial curvature correction since the curvature correction is achieved by multiplying the kernel of the convolution by a polynomial. Two new curvature correction methods are introduced. One of the new methods (we call it many width curvature correction (MWCC)) is proved to be the best among the investigated curvature correction methods.

For potentials without scattering states (harmonic oscillator and similar potentials) the shell correction is practically constant (plateau condition) on a very large region over the smoothing width in each curvature correction methods. However the length of the

plateau in the MWCC method is much larger than in the other methods.

For potentials supporting scattering states (realistic potentials) the advantage of the MWCC method is more pronounced. In the case of each methods except the MWCC method only the local plateau condition is satisfied. Due to the lack of convergence in the order of the curvature correction it is difficult to define a unique value for the shell correction. If the calculation is carried out by the MWCC method a large plateau region exists even in the case of realistic potentials and the shell correction is quite stable with respect to the increase of the order of the curvature correction. It seems to us that the MWCC method is better suited for shell correction calculation than the standard procedures.

Acknowledgments

This work has been supported by the Hungarian OTKA fund No. K72357.

References

- [1] Lunney D, Pearson J M and Thibault C 2003 *Rev.Mod. Phys* **75** 1021
- [2] Blaum K 2006 *Phys. Rep.* **425** 1
- [3] Bhagwat A, Viñas X, Centelles M, Schuck P and Wyss R 2010 *Phys. Rev* **C81** 044321
- [4] Möller P, Nix J R, Myers W D, and Swiatecki W J 1995 *At. Data Nucl. data Tables* **59** 185
- [5] Strutinsky V M 1968 *Nucl. Phys.* **A122** 1
- [6] Andersson G., Larsson S E, Leander G, Möller P, Nilsson S G, Ragnarsson I, Åberg S, Bengtson R, Dudek J, Nerlo-Poomorska B, Pomorski K and Szymanski Z 1976 *Nucl. Phys.* A268 205
- [7] Ragnarsson I, Nilsson S G and Sheline R K 1978 *Phys. Rep.* **45** 1
- [8] Nazarewicz W, Dudek J, Bengtsson R, Bengtsson T and Ragnarsson I 1985 *Nucl. Phys.* **A435** 397
- [9] Bengtsson T and Ragnarsson I 1985 *Nucl. Phys.* **A436** 14
- [10] Afanasjev A V and Ragnarsson I 1995 *Nucl. Phys.* **A591** 387
- [11] Mueller W F, Jin H Q, Lewis J M, Reviol W, Riedinger L L, Carpenter M P and Cwiok S 1999 *Phys. Rev* **59** 2009
- [12] Garcia F, Rodriguez O, Mesa J, Arruda-Neto J D T, Likhacchev V P, Garrote E, Capote R and Guzmán F 1999 *Comp. Phys. Commun.* **120** 57
- [13] Dudek W, Cwiok S and Kaszynski 2005 *Int. J. Mod. Phys.* **E14** 377
- [14] Mahata K, Kailas S and Kapoor S S 2007 *Prog. Part. Nucl. Phys.* **59** 305
- [15] Dobrowolski A, Nerlo-Pomorska B and Pomorski K 2009 *Act. Phys. Pol.* **40** 705
- [16] Zagrebaev, Karpov A V and Greiner W 2010 *Phys. Rev.* **C81** 044608
- [17] Karpov A V, Kelić A and Schmidt K-H 2008 *J. Phys. G: Nucl. Part. Phys.* **35** 035104
- [18] Yannouleas C and Landman Uzi 1993 *Phys. Rev.* **B48** 8376
- [19] Näher S, Bjørnholm S, Frauendorf S, Garcias F and Guet C 1997 *Phys. Rep.* **285** 245
- [20] Krückeberg S, Dietrich G, Lützenkirchen K, Schweikhard K and Ziegler J 1999 *Phys. Rev* **A60** 1251
- [21] Bunatian G G, Kolomietz V M and Strutinsky V M 1972 *Nucl. Phys.* **A188** 225
- [22] Centelles M, Leboeuf P, Monastra A G, Roccia J, Schuck P and Viñas X 2006 *Phys. Rev.* **C74** 034332
- [23] Roccia J and Leboeuf P 2007 *Phys. Rev.* **C76** 014301
- [24] Hirsh J G, Frank A and Velázquez V 2004 *Phys. Rev.* **C69** 037304
- [25] Brack M and Bhaduri R K 1997 *Semiclassical Physics* (Reading, MA: Adison-Wesley)
- [26] Nazarewicz W, Werner T R and Dobaczewski J 1994 *Phys. Rev.* **C50** 2860

- [27] Strutinsky V M and Ivanjuk F A 1975 *Nucl. Phys.* **A255** 405
- [28] Tondeur F 1982 *Nucl. Phys.* **A383** 32
- [29] Pomorski K 2004 *Phys. Rev.* **C70** 044306
- [30] Diaz-Torres A 2004 *Phys. Lett.* **B594** 69
- [31] Brack M and Pauli H C 1973 *Nucl. Phys.* **A207** 401
- [32] Dudek J, Szymáński Z and Werner T R 1981 *Phys. Rev.* **C23** 920
- [33] Ross C K and Bhaduri R K 1972 *Nucl. Phys* **A188** 566
- [34] Vertse T, Liotta R J, Nazarewicz W, Sandulescu N and Kruppa A T 1998 *Phys. Rev.* **57** 3089
- [35] Kruppa A T 1998 *Phys. Lett.* **B431** 237
- [36] Vertse T, Kruppa A T and Nazarewicz W 2000 *Phys. Rev.* **C61** 064317
- [37] Mohammed-Azizi B and Medjadi D E 2005 *Phys. Rev.* **C74** 054302

Figure captions

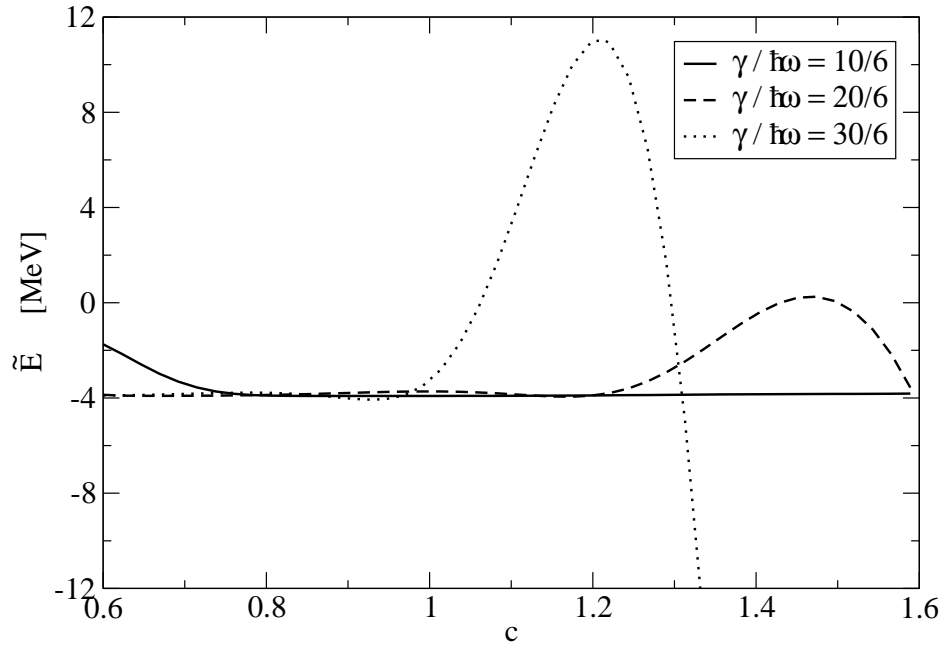


Figure 1. Shell correction for the harmonic oscillator potential ($\hbar\omega = 6$ MeV, $N_\tau=20$) as a function of the dimensionless parameter c using different smoothing widths. The order of the curvature correction is three. The kernels are derived from Gaussian starting kernel using the MWCC method.

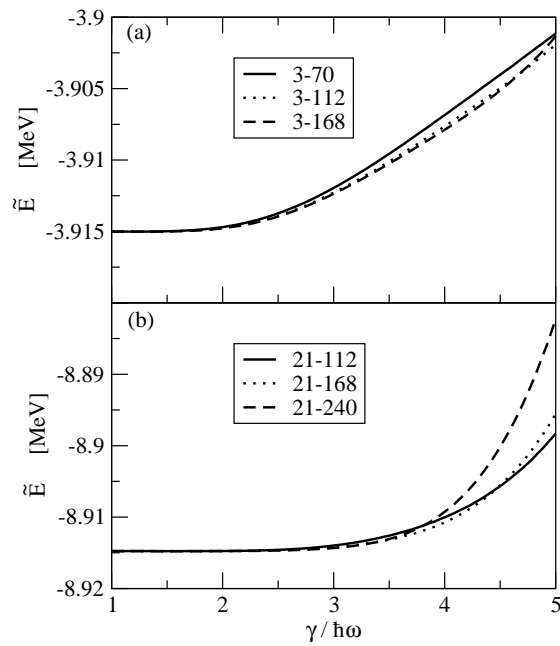


Figure 2. Shell correction for the harmonic oscillator potential ($\hbar\omega = 6$ MeV) as a function of the smoothing width using different averaging windows for the optimal determination of the value of the parameter c . The order of the curvature correction is three. The kernels are derived from Gaussian starting kernel using the MWCC method. The particle number is $N_\tau=20$ for part (a) and $N_\tau=70$ for part (b).

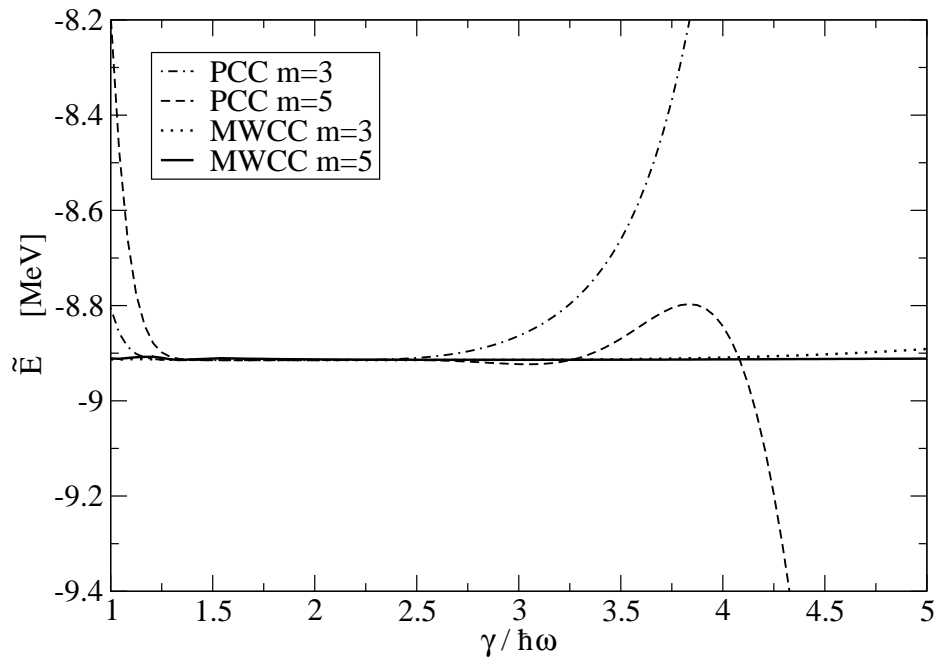


Figure 3. Shell correction for the harmonic oscillator potential ($\hbar\omega = 6$ MeV, $N_\tau=70$) as a function of the smoothing width using different curvature correction methods. The order of the curvature correction is three and five. The kernels are derived from Gaussian starting kernel. In this case the methods PCC, BPCC and DCC give the same kernel for the smoothing.

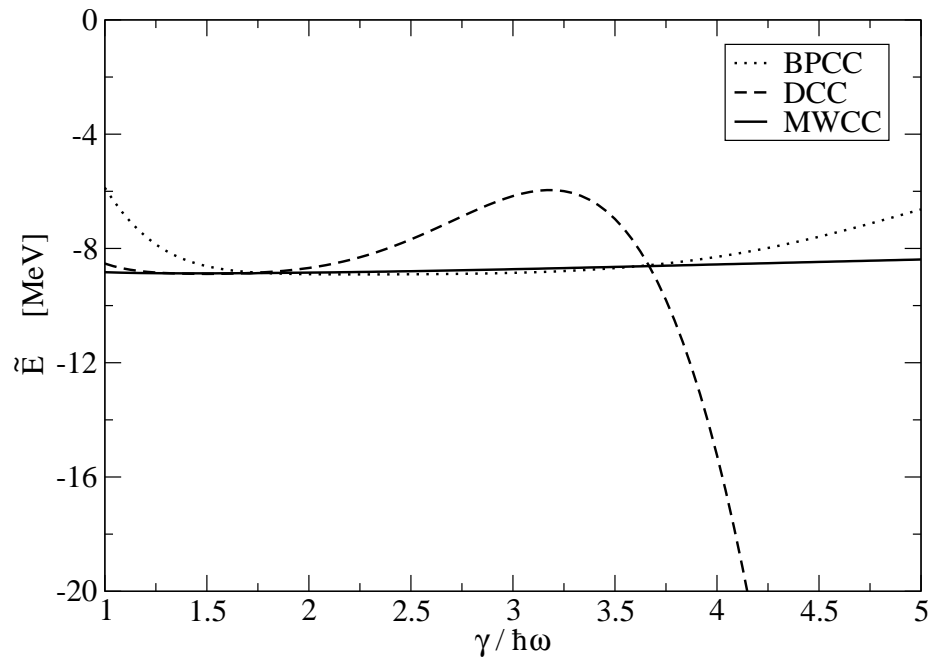


Figure 4. Same as Figure 3 but the kernels are derived from Cosh-type starting kernel. The order of the curvature correction is three.

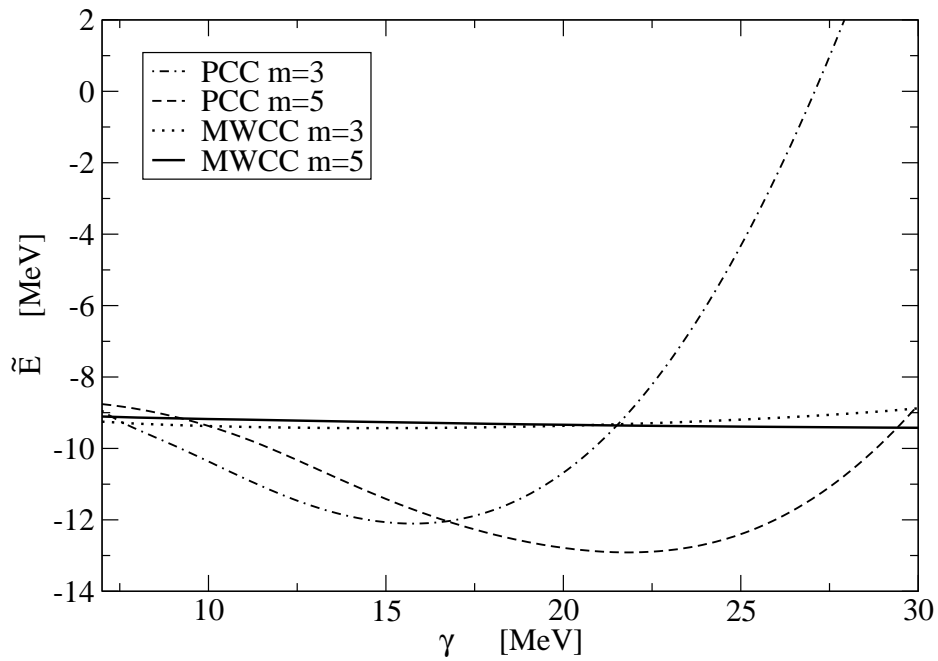


Figure 5. Neutron shell correction for ^{146}Gd as a function of the smoothing width using different curvature correction methods. The single particle mean field was a Saxon-Woods potential with spin-orbit term. The order of the curvature correction is three and five. The kernels are derived from Gaussian starting kernel. In this case the methods PCC, BPC and DCC give the same kernel for the smoothing.

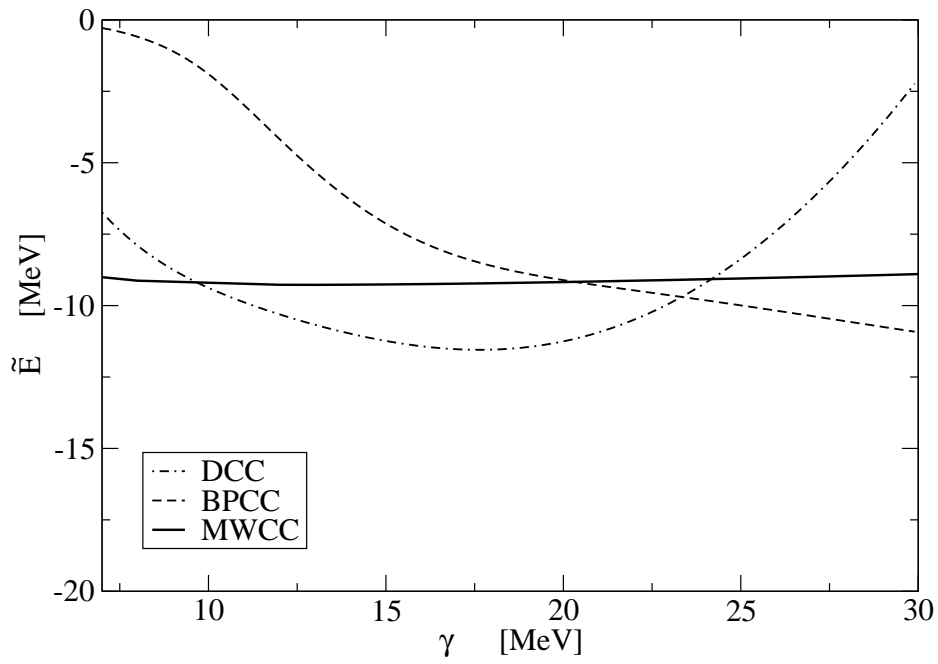


Figure 6. Same as Figure 5 but the kernels are derived from Cosh-type starting kernel. The order of the curvature correction is seven.

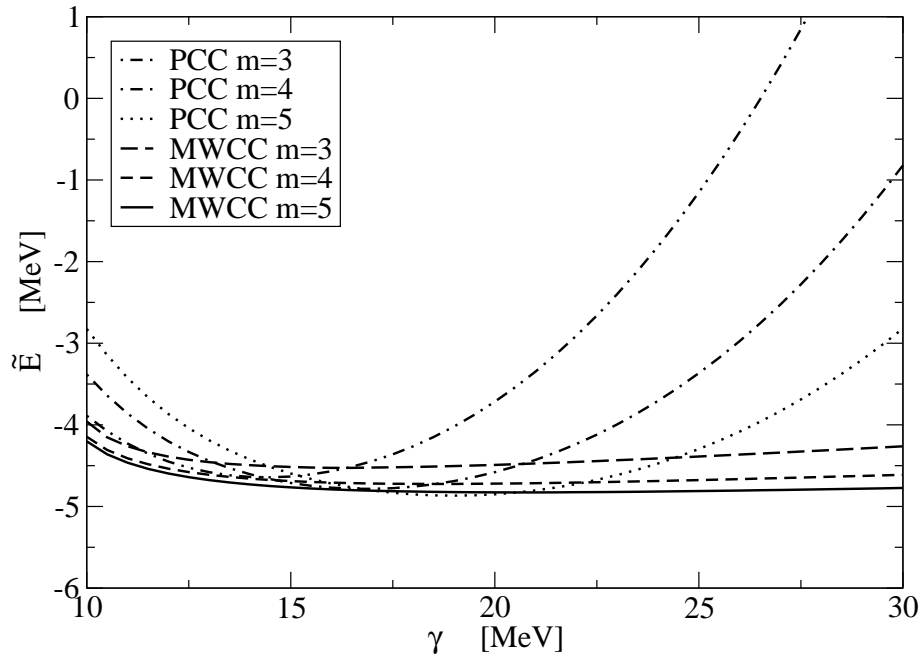


Figure 7. Neutron shell correction for ^{40}Ca as a function of the smoothing width using the curvature correction method PCC and MWCC. The single particle mean field was a Saxon-Woods potential with spin-orbit term. The order of the curvature correction is three, four and five. The kernels are derived from Gaussian starting kernel.