



**HAL**  
open science

**Einfluß von H-Brückenbindungen auf die  
Jahn-Teller-Verzerrung in den Kettenstrukturen von  
2,2'-bipyMn(H<sub>2</sub>PO<sub>4</sub>)F<sub>2</sub>\*H<sub>2</sub>O und  
2,2'-bipyMn(H<sub>2</sub>PO<sub>4</sub>)<sub>2</sub>F**

Ronald Stief, Werner Massa

► **To cite this version:**

Ronald Stief, Werner Massa. Einfluß von H-Brückenbindungen auf die Jahn-Teller-Verzerrung in den Kettenstrukturen von 2,2'-bipyMn(H<sub>2</sub>PO<sub>4</sub>)F<sub>2</sub>\*H<sub>2</sub>O und 2,2'-bipyMn(H<sub>2</sub>PO<sub>4</sub>)<sub>2</sub>F. *Journal of Inorganic and General Chemistry / Zeitschrift für anorganische und allgemeine Chemie*, 2010, 636 (15), pp.2617. 10.1002/zaac.201000208 . hal-00599877

**HAL Id: hal-00599877**

**<https://hal.science/hal-00599877>**

Submitted on 11 Jun 2011

**HAL** is a multi-disciplinary open access archive for the deposit and dissemination of scientific research documents, whether they are published or not. The documents may come from teaching and research institutions in France or abroad, or from public or private research centers.

L'archive ouverte pluridisciplinaire **HAL**, est destinée au dépôt et à la diffusion de documents scientifiques de niveau recherche, publiés ou non, émanant des établissements d'enseignement et de recherche français ou étrangers, des laboratoires publics ou privés.

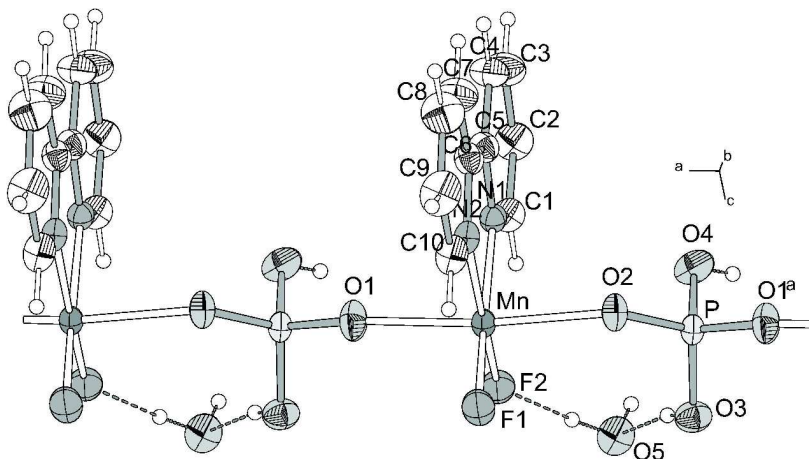


**Einfluß von H-Brückenbindungen auf die Jahn-Teller-  
 Verzerrung in den Kettenstrukturen von 2,2'-  
 bipyMn(H<sub>2</sub>PO<sub>4</sub>)F<sub>2</sub>·H<sub>2</sub>O und 2,2'-bipyMn(H<sub>2</sub>PO<sub>4</sub>)<sub>2</sub>F**

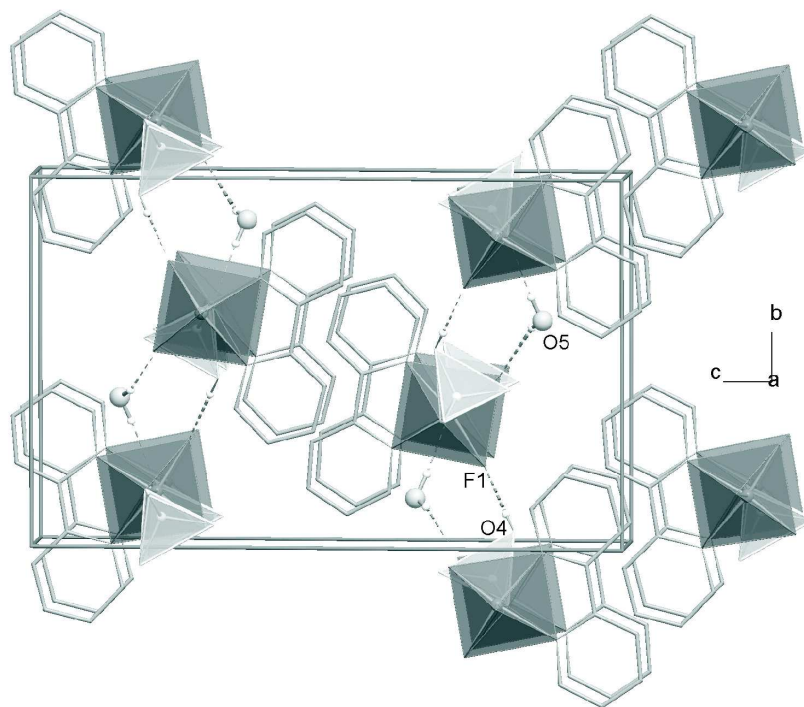
Journal:	<i>Zeitschrift für Anorganische und Allgemeine Chemie</i>
Manuscript ID:	zaac.201000208.R1
Wiley - Manuscript type:	Article
Date Submitted by the Author:	25-Jun-2010
Complete List of Authors:	Stief, Ronald; Philipps-Universität Marburg, Fachbereich Chemie Massa, Werner; Philipps-Universität Marburg, Fachbereich Chemie
Keywords:	Manganese(III), Jahn-Teller effect, Fluoride-phosphate, Crystal structure, Hydrogen bonds
<p>Note: The following files were submitted by the author for peer review, but cannot be converted to PDF. You must view these files (e.g. movies) online.</p> <p>Ms201000208.doc          schema1.cdx</p>	



1  
2  
3  
4  
5  
6  
7  
8  
9  
10  
11  
12  
13  
14  
15  
16  
17  
18  
19  
20  
21  
22  
23  
24  
25  
26  
27  
28  
29  
30  
31  
32  
33  
34  
35  
36  
37  
38  
39  
40  
41  
42  
43  
44  
45  
46  
47  
48  
49  
50  
51  
52  
53  
54  
55  
56  
57  
58  
59  
60

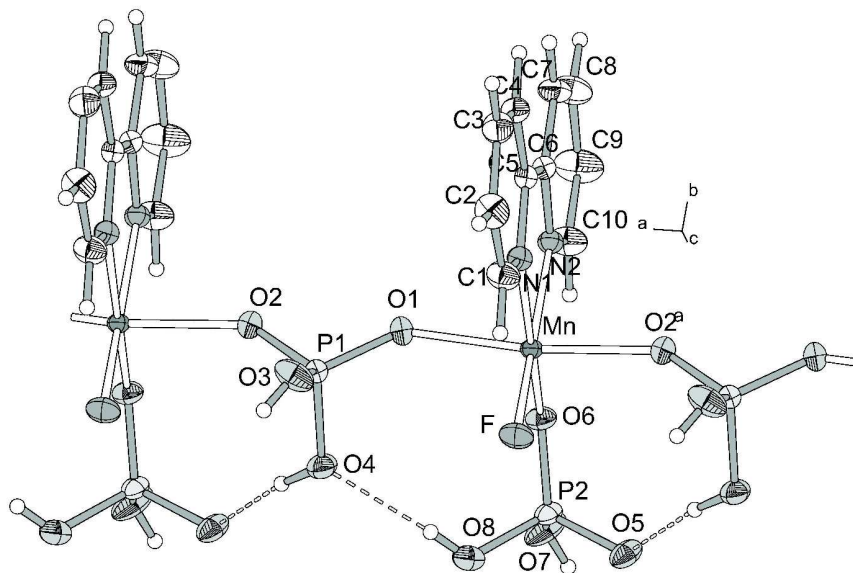


133x92mm (600 x 600 DPI)

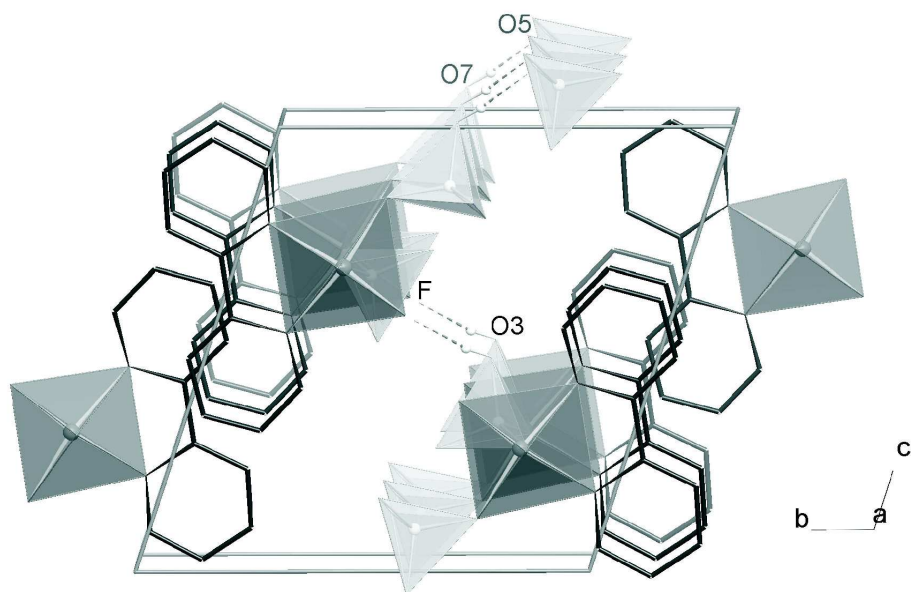


154x116mm (600 x 600 DPI)

1  
2  
3  
4  
5  
6  
7  
8  
9  
10  
11  
12  
13  
14  
15  
16  
17  
18  
19  
20  
21  
22  
23  
24  
25  
26  
27  
28  
29  
30  
31  
32  
33  
34  
35  
36  
37  
38  
39  
40  
41  
42  
43  
44  
45  
46  
47  
48  
49  
50  
51  
52  
53  
54  
55  
56  
57  
58  
59  
60

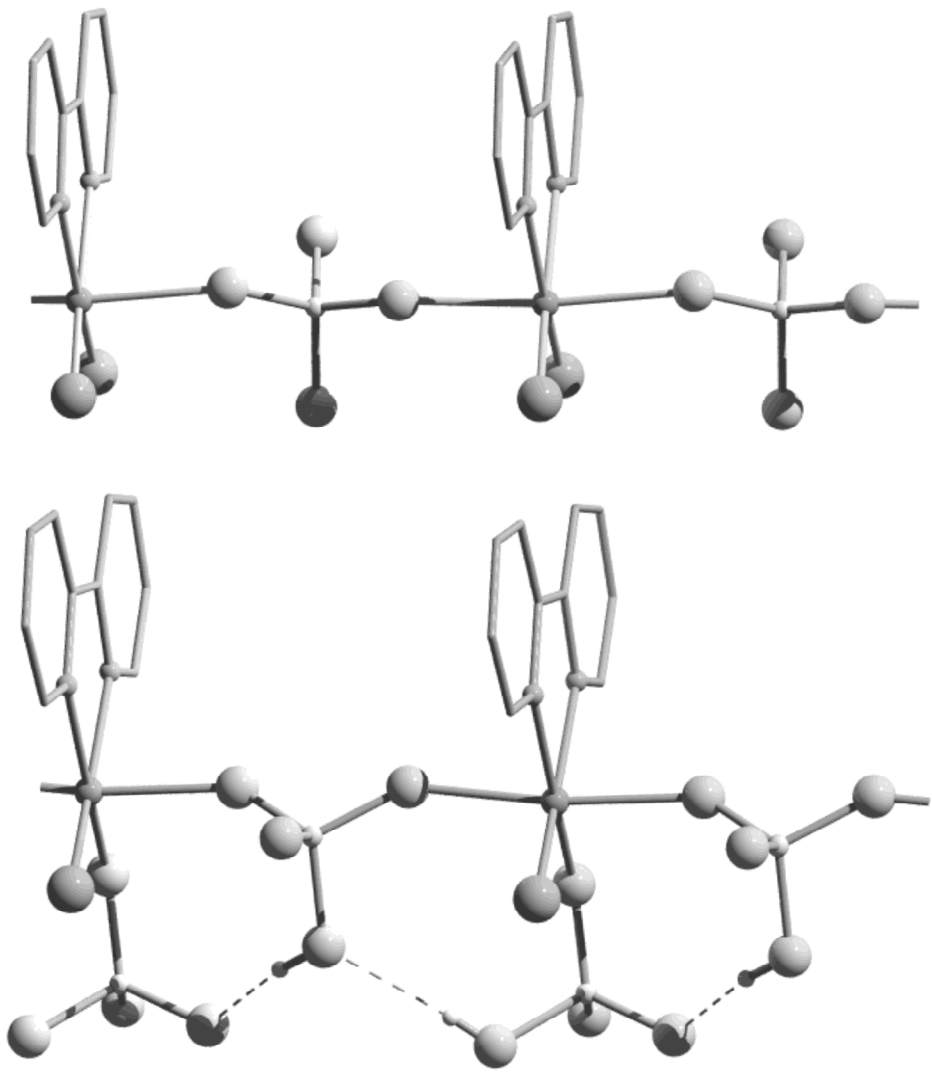


136x93mm (600 x 600 DPI)



158x98mm (600 x 600 DPI)

1  
2  
3  
4  
5  
6  
7  
8  
9  
10  
11  
12  
13  
14  
15  
16  
17  
18  
19  
20  
21  
22  
23  
24  
25  
26  
27  
28  
29  
30  
31  
32  
33  
34  
35  
36  
37  
38  
39  
40  
41  
42  
43  
44  
45  
46  
47  
48  
49  
50  
51  
52  
53  
54  
55  
56  
57  
58  
59  
60



551x631mm (600 x 600 DPI)