



Transport properties of MgB single crystals doped with electrons and holes

K. Rogacki, K. Oganisian, C. Sulkowski, N. Zhigadlo, S. Katrych, J. Karpinski

► To cite this version:

K. Rogacki, K. Oganisian, C. Sulkowski, N. Zhigadlo, S. Katrych, et al.. Transport properties of MgB single crystals doped with electrons and holes. *Journal of Physics and Chemistry of Solids*, 2009, 69 (12), pp.3202. 10.1016/j.jpcs.2008.06.034 . hal-00599232

HAL Id: hal-00599232

<https://hal.science/hal-00599232>

Submitted on 9 Jun 2011

HAL is a multi-disciplinary open access archive for the deposit and dissemination of scientific research documents, whether they are published or not. The documents may come from teaching and research institutions in France or abroad, or from public or private research centers.

L'archive ouverte pluridisciplinaire **HAL**, est destinée au dépôt et à la diffusion de documents scientifiques de niveau recherche, publiés ou non, émanant des établissements d'enseignement et de recherche français ou étrangers, des laboratoires publics ou privés.

Author's Accepted Manuscript

Transport properties of MgB_2 single crystals doped with electrons and holes


K. Rogacki, K. Oganisian, C. Sulkowski, N. Zhigadlo, S. Katrych, J. Karpinski

PII: S0022-3697(08)00276-X
DOI: doi:10.1016/j.jpcs.2008.06.034
Reference: PCS 5579

To appear in: *Journal of Physics and Chemistry of Solids*

Cite this article as: K. Rogacki, K. Oganisian, C. Sulkowski, N. Zhigadlo, S. Katrych and J. Karpinski, Transport properties of MgB_2 single crystals doped with electrons and holes, *Journal of Physics and Chemistry of Solids* (2008), doi:10.1016/j.jpcs.2008.06.034

This is a PDF file of an unedited manuscript that has been accepted for publication. As a service to our customers we are providing this early version of the manuscript. The manuscript will undergo copyediting, typesetting, and review of the resulting galley proof before it is published in its final citable form. Please note that during the production process errors may be discovered which could affect the content, and all legal disclaimers that apply to the journal pertain.



www.elsevier.com/locate/jpcs

Transport properties of MgB₂ single crystals doped with electrons and holes

K. Rogacki¹, K. Oganisian¹, C. Sulkowski¹, N. Zhigadlo², S. Katrych², and J. Karpinski²

¹*Institute of Low Temperature and Structure Research, Polish Academy of Sciences,
50-950 Wrocław, Poland*

²*Laboratory for Solid State Physics, ETH, 8093 Zurich, Switzerland*

Abstract

The thermoelectric power of C, Mn, C:Li, and Al:Li substituted MgB₂ single crystals has been investigated in the temperature range 10-300 K. Both the in-plane (S_{ab}) and the out-of-plane (S_c) thermopowers are positive for the non-substituted crystal and both S_{ab} and S_c change a sign for crystals doped with electrons where C is substituted for B in the amount larger than 5 %at. When Li is substituted for Mg, the π band rather than the σ band is doped with holes and the doping effects are much more subtle. The anisotropy ratio of the non-substituted crystal $S_{ab}/S_c \approx 3$ and this ratio is strongly reduced by the substitution of C. Isovalent magnetic Mn ions, which substitute for Mg with a drastic reduction of T_c , do not influence the values and temperature dependences of both S_{ab} and S_c .

Substitutional chemistry can modify in the controlled way electronic structure and properties such as superconducting transition temperature, T_c , upper critical field, H_{c2} , gaps width, intra- and inter-band scattering, defect structure, etc. In order to study the influence of intra- and interband scattering and doping on the normal and superconducting properties of MgB_2 , investigation of substituted single crystals are particularly valuable.[1-6] Introducing C, Al, Li, Mn, and Fe into the melt we have grown MgB_2 crystals where Mg or B were partially substituted with iso- or heterovalent and non-magnetic or magnetic ions. Thus the scattering centers were added and/or the crystals were doped with electrons or holes. In this work we study the resistance, R , and thermoelectric power, S , of MgB_2 single crystals substituted with electron-doping C for B and isovalent magnetic Mn^{2+} for Mg. The preliminary results for crystals co-substituted with Al:Li and C:Li are also presented for comparison.

Single crystals of substituted MgB_2 were grown under high pressure using a cubic anvil press. The applied temperature and pressure conditions to obtain C, Al, and Mn substituted crystals were described in Ref. 3-5. The successful method to grow Li, Al:Li, and C:Li substituted crystals has been presented in Ref. 7. The C content in the crystals was estimated from changes in the a lattice parameter. The contents of Al, Mn and Fe were determined with EDX. The Li content was determined from the structure refinement.[7] The methods to measure R and S were described in details in Ref. 3 and 8, respectively.

Normalized R versus temperature is shown in Fig. 1 for the $\text{Mg}(\text{B}_{1-x}\text{C}_x)_2$ single crystals with $x = 0$ and 0.05. The resistance ratio RRR defined as $R(300\text{ K})/R(40\text{ K})$ decreases from about 7, observed for the non-substituted ($x = 0$) crystal, to $\text{RRR} = 2$ and 1.4 obtained for crystals with $x = 0.05$ and 0.095 (not shown in the Figure), respectively. This nonlinear decrease of RRR with the carbon content may result in a resistance saturation effect, which can be attributed to the created by substitution microscopic defects acting as electron scattering centers. Thus, the increase of R with the carbon content is not a simple effect of

electron doping but also the scattering mechanism should be considered as an important one. This conclusion is supported by the $S(T)$ results, which show a decrease of S with C content indicative of more metallic character of the substituted crystals. The $S(T)$ results for the $\text{Mg}(\text{B}_{1-x}\text{C}_x)_2$ crystals with $x = 0$ and 0.05 are shown in Fig. 2. As thermoelectric power is only moderately sensitive to the microscopic defects, the main reason for the observed changes of S with the substitution is the electron doping. This doping reduces considerably the absolute value of S and also its anisotropy, defined as a ratio S_{ab}/S_c , where S_{ab} and S_c are results obtained with a temperature gradient along the ab plane and the c axis, respectively. For the non-substituted crystals, $S_{ab}/S_c \cong 3$ at 300 K and this ratio decreases to about -1.4 for the substituted crystal with $x = 0.05$. Note, that for this crystal, S_c is negative suggestive of the significant change in the carrier distribution.

The influence of the C substitution on thermoelectric power is summarized in Fig. 3. The main effect is a rapid reduction of both S and S_{ab}/S_c , for the MgB_2 crystals with a moderate amount of substituted C ($x = 0.05$, $T_c = 34.5$ K), and then saturation of these quantities for higher substitutions. At this stage of our studies we are not able to interpret that effect. Figure 3 shows also S_{ab} for C:Li co-substituted crystals, where electrons doped with C, which is substituted for B, seem to be partially compensated with holes added with Li, which is co-substituted for Mg.[7] The results fit the $S_{ab}(T_c)$ dependence well suggestive of T_c as a parameter that characterizes the transport properties of MgB_2 adequately. Interestingly, the $S_{ab}(T_c)$ dependence is not followed by results obtained for Al:Li co-substituted crystals. This can be explained by the fact that Al substituted for Mg may dope electrons into the π band, so this substitution acts in different way. The co-substituted Li does not change T_c of the Al-substituted crystals, so the Li substitution is negligible in this case.

Finally we studied the $S(T)$ properties of MgB_2 crystals substituted with isovalent magnetic ions. Figure 4 shows $S_{ab}(T)$ and $S_c(T)$ for $\text{Mg}_{1-x}\text{Mn}_x\text{B}_2$ with $x = 0.007$ and $T_c = 29.3$ K. Surprisingly, both the values and the temperature dependences of S_{ab} and S_c are very

similar to those obtained for the non-substituted crystal, despite of the drastic reduction of T_c . This can be explained by the fact that the Mn^{2+} ions substituted for Mg are isovalent and that the very small amount of substituted Mn can create only a small amount of the electron scattering centers. The main effect that reduces T_c is magnetic pair-breaking, which does not influence the electronic structure and thus can not modify the $S(T)$ properties.

In conclusion, availability of sizeable MgB_2 crystals doped with electrons and holes enable us to perform advanced studies of their superconducting and normal-state properties including transport characteristics. Both resistance and thermoelectric power are strongly influenced by doping when C is substituted for B. This substitution, which introduces electrons into the σ band, results in a large increase of R , most likely due to the creation of additional scattering centers. On the other hand, for the C-substituted MgB_2 , S decreases with the substitution and even changes a sign to negative indicative of more metallic and electron-conducting character of substituted crystals. Another interesting observation is that the substitution of Li for Mg, which introduces holes to the π band, changes the superconducting and transport properties in a much subtle way. Thus, the electron- and hole-doping effects seem to be asymmetric. The substitution of isovalent magnetic Mn^{2+} ions, which drastically influences the superconducting properties like T_c and H_{c2} , does not appear to have any effects on both the value and the temperature dependence of S . This suggests, not surprisingly, that the pair-breaking effect, which is responsible for the rapid reduction of T_c in the Mn substituted crystals, does not modify the Fermi surface to any substantial degree.

Acknowledgements

This work was supported by the Polish Ministry of Science and Higher Education under a research project No. N202 131 31/2223 for the years 2006-2009.

References

- [1] T. Masui, S. Lee, and S. Tajima, Phys. Rev. B **70**, 024504 (2004).
- [2] S. Lee, T. Masui, A. Yamamoto, H. Uchiyama, and S. Tajima, Physica C **397**, 7 (2003).
- [3] S. M. Kazakov, R. Puzniak, K. Rogacki, A. V. Mironov, N. D. Zhigadlo, J. Jun, Ch. Soltmann, B. Batlogg, and J. Karpinski, Phys. Rev. B **71**, 024533 (2005).
- [4] J. Karpinski, N. D. Zhigadlo, G. Schuck, S. M. Kazakov, B. Batlogg, K. Rogacki, R. Puzniak, J. Jun, E. Müller, P. Wägli, R. Gonnelli, D. Daghero, G. A. Ummarino, and V. A. Stepanov, Phys. Rev. B **71**, 174506 (2005).
- [5] K. Rogacki, B. Batlogg, J. Karpinski, N. D. Zhigadlo, G. Schuck, S. M. Kazakov, P. Wägli, R. Puźniak, A. Wiśniewski, F. Carbone, A. Brinkman, and D. van der Marel, Phys. Rev. B **73**, 174520 (2006).
- [6] C. Krutzler, M. Zehetmayer, M. Eisterer, H. W. Weber, N. D. Zhigadlo, J. Karpinski, and A. Wisniewski, Phys. Rev. B **74**, 144511 (2006).
- [7] J. Karpinski, N. Zhigadlo, S. Katrych, B. Batlogg, M. Tortello, K. Rogacki, and R. Puzniak, Phys. Rev. B, submitted.
- [8] T. Plackowski, C. Sulkowski, J. Karpinski, J. Jun, and S. M. Kazakov, Phys. Rev. B **69**, 104528 (2004).

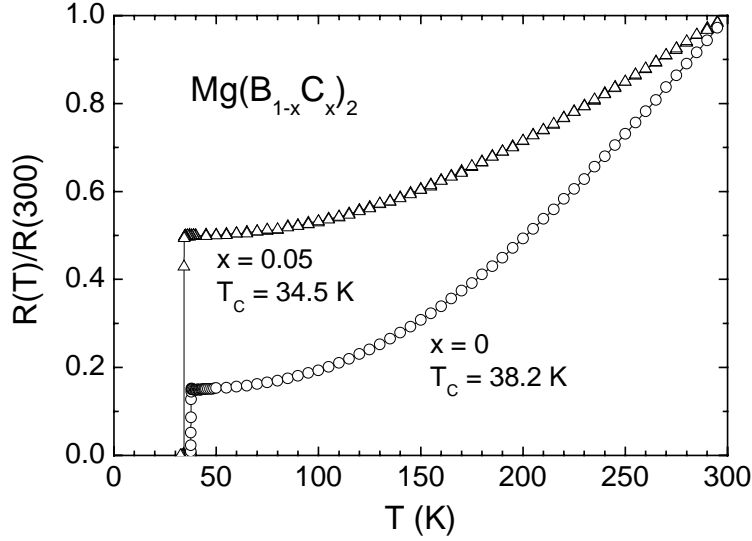


Fig. 1. Temperature dependence of the in-plane resistance ratio $R(T)/R(300 \text{ K})$ for $\text{Mg}(\text{B}_{1-x}\text{C}_x)_2$ crystals, non-substituted (circles) and carbon-substituted with $x = 0.05$ (triangles). The superconducting transition temperature measured with low current ($i = 2.5 \text{ A/cm}^2$) is $T_c = 38.2$ and 34.5 K for the samples with $x = 0$ and 0.05 , respectively. Adapted from Ref. 3.

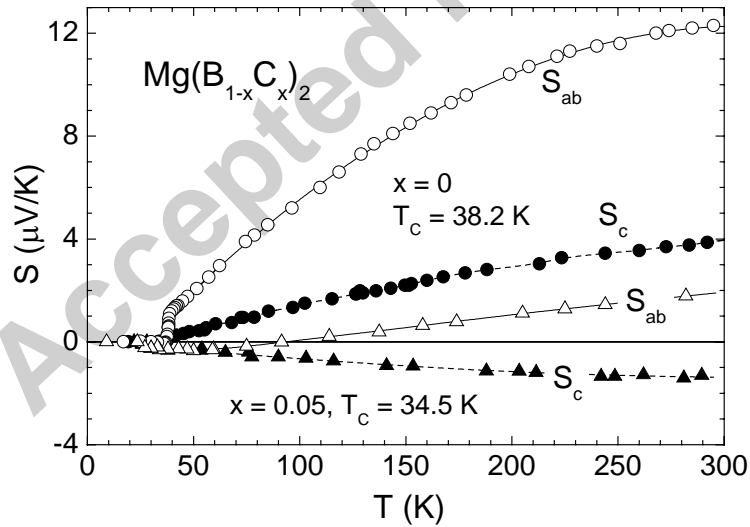


Fig. 2. Thermoelectric power of $\text{Mg}(\text{B}_{1-x}\text{C}_x)_2$ crystals, non-substituted with $T_c = 38.2 \text{ K}$ (circles) and carbon-substituted with $x = 0.05$ and $T_c = 34.5 \text{ K}$ (triangles), measured along the ab plane (S_{ab}) and the c axis (S_c).

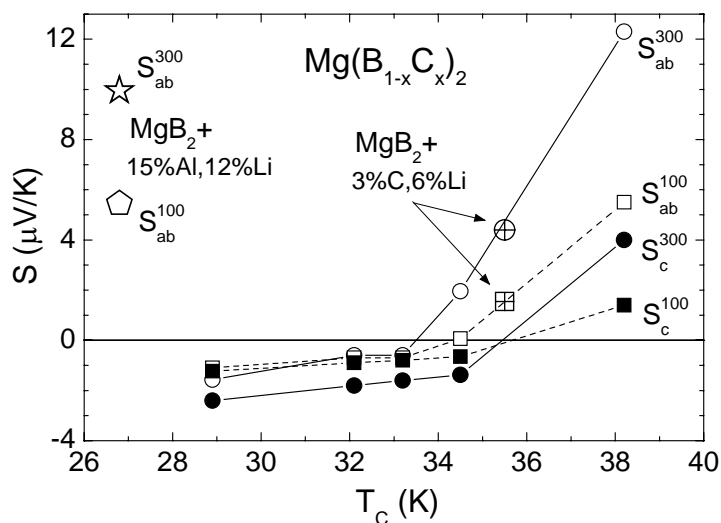


Fig. 3. Thermoelectric power along the ab plane and the c axis at 300 K (circles, star) and 100 K (squares, pentagon) versus T_c of the $\text{Mg}(\text{B}_{1-x}\text{C}_x)_2$ crystals with $0 \leq x \leq 0.1$ (circles, squares), and the MgB_2 crystals substituted with C:Li (crossed symbols) and Al:Li (star, pentagon) to compare. For $\text{Mg}(\text{B}_{1-x}\text{C}_x)_2$ with $0 \leq x \leq 0.09$, T_c decreases with the C content roughly linearly.

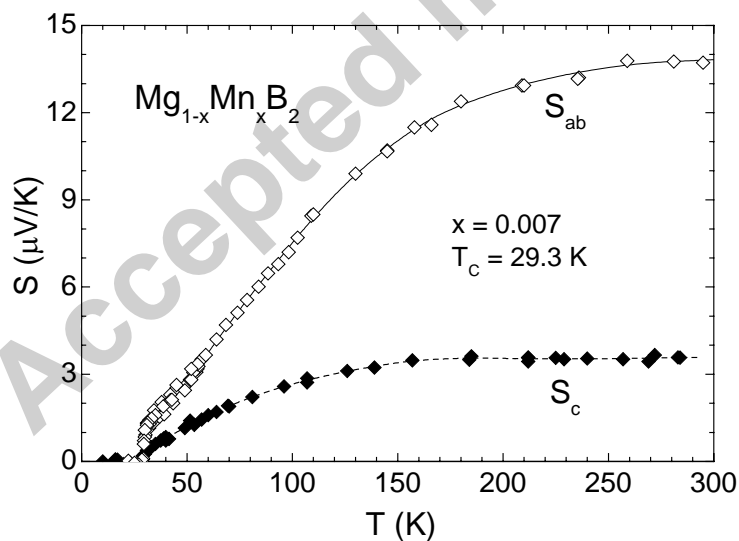


Fig. 4. Thermoelectric power of the $\text{Mg}_{1-x}\text{Mn}_x\text{B}_2$ crystals with $x = 0.007$ and $T_c = 29.3$ K, measured along the ab plane and the c axis. Comparing with the non-substituted crystal, the values of both S_{ab} and S_c are only slightly enhanced despite of the drastically reduced T_c .