



HAL
open science

Inter-country variations in anti-asthmatic drug prescriptions for children. Systematic review of studies published during the 2000-2009 period

Marina Bianchi, Antonio Clavenna, Maurizio Bonati

► To cite this version:

Marina Bianchi, Antonio Clavenna, Maurizio Bonati. Inter-country variations in anti-asthmatic drug prescriptions for children. Systematic review of studies published during the 2000-2009 period. European Journal of Clinical Pharmacology, 2010, 66 (9), pp.929-936. 10.1007/s00228-010-0845-y . hal-00599220

HAL Id: hal-00599220

<https://hal.science/hal-00599220>

Submitted on 9 Jun 2011

HAL is a multi-disciplinary open access archive for the deposit and dissemination of scientific research documents, whether they are published or not. The documents may come from teaching and research institutions in France or abroad, or from public or private research centers.

L'archive ouverte pluridisciplinaire **HAL**, est destinée au dépôt et à la diffusion de documents scientifiques de niveau recherche, publiés ou non, émanant des établissements d'enseignement et de recherche français ou étrangers, des laboratoires publics ou privés.



Inter-country variations in anti-asthmatic drug prescriptions for children. Systematic review of studies published during the 2000-2009 period

Journal:	<i>European Journal of Clinical Pharmacology</i>
Manuscript ID:	EJCP-2010-0041.R1
Type of submission:	Original
Date Submitted by the Author:	02-Apr-2010
Complete List of Authors:	Bianchi, Marina; Mario Negri Pharmacological Research Institute, Laboratory for Mother and Child Health Clavenna, Antonio; Mario Negri Pharmacological Research Institute, Laboratory for Mother and Child Health Bonati, Maurizio; Mario Negri Pharmacological Research Institute, Laboratory for Mother and Child Health

1
2
3 *Inter-country variations in anti-asthmatic drug prescriptions for children. Systematic review of*
4 *studies published during the 2000-2009 period*
5
6
7
8
9
10

11
12 Marina Bianchi, MD, Antonio Clavenna, MD and Maurizio Bonati, MD

13 *Laboratory for Mother and Child Health, Department of Public Health, Mario Negri*

14
15 *Pharmacological Research Institute, via G. La Masa 19, 20156, Milan, Italy*
16
17
18
19
20
21
22
23
24
25
26

27 Corresponding author:

28
29 Marina Bianchi, MD

30
31 Laboratory for Mother and Child Health

32
33 Department of Public Health

34
35 Mario Negri Pharmacological Research Institute

36
37 via G. La Masa 19

38
39 20156, Milan, Italy

40
41 Telephone: 39-02-39014247

42
43 Fax: 39-02-3550924

44
45 E-mail: marina.bianchi@marionegri.it
46
47
48
49

50 **KEYWORDS:** pharmacoepidemiology, drug utilization studies, anti-asthmatics, childhood

51
52 asthma
53
54
55
56
57
58
59
60

SUMMARY

OBJECTIVE Objective of this study is to analyse inter- and intra-country quantitative and qualitative differences in anti-asthmatic prescriptions to children and adolescents.

METHODS A literature search was done in EMBASE and MEDLINE to identify pharmaco-epidemiological studies published from January 1, 2000 to December 31, 2008, in which anti-asthmatic prescription prevalence in out-hospital children was measured. A meta-analytic weighted average and 95% CIs of prescription prevalences were calculated using a random effect model. Comparison of inter- and intra-country quantitative and, where possible, qualitative prescribing patterns was assessed.

RESULTS Twelve studies were found (ten from Europe, one from Canada and one from USA), but epidemiological indicators varied widely and only eight were suitable for meta-analysis. These revealed inter-country quantitative differences in prevalence in the overall population ≤ 19 years: Italy (19.0%), Canada (18.0%), USA (14.6%), Denmark (13.9%), Norway (9.1%), the Netherlands (6.2%). The overall prevalence was 13.3%. Qualitative inter-country differences: except for Italy, inhalatory short-acting β -agonists (SABA) were the most prescribed, followed by inhalatory corticosteroids (ICS).

CONCLUSIONS This first overall analysis of anti-asthmatic utilization studies in out-of-hospital children indicates a wide variability of anti-asthmatic prescription prevalence. Furthermore, epidemiological evaluations should be improved by using homogeneous indicators and, in order to validate the use of anti-asthmatic prescription as a proxy of disease, the diagnosis of asthma should accompany the data of prescriptions within the same population.

INTRODUCTION

Asthma is the most common chronic childhood illness with a worldwide prevalence ranging between 1.5% and 32.6% in 2002 [1]. According to the global burden of disease from the 2004 WHO Health Report, in the under-14 population asthma accounted for 9.5% (in the US) and 8% (in Europe) of total disability-adjusted life-years (DALY) lost per 1000 [2]. Since asthma is a chronic disease, anti-asthmatic prescriptions should represent a proxy for asthma prevalence and a tool for analyses of therapeutic appropriateness. This, however, is not true as it is for other chronic diseases, because a gap exists between prescription rates and prevalence of disease. The reasons are both over-use and under-use of anti-asthmatics, in particular inhalatory corticosteroids (ICS). International guidelines recommend ICS for long-term control of persistent asthma for all degrees of severity, and inhalatory short-acting β -agonists (SABA), such as salbutamol, as first choice in an acute attack [3-5]. Although adherence to guidelines reduces the number of outpatient and emergency department visits [6], guidelines are far from routinely applied in clinical practice [7-10]. In paediatric practice, the main inadequacy seems to be the use of ICS: over-prescribed in upper respiratory tract infections (URTI) and not prescribed enough for prevention or maintenance therapy between acute attacks in asthmatic children and adults [11,12]. On the other hand, the prescription of SABA for an URTI episode in the youngest patient, which is difficult to diagnose, would differentiate cases in which an asthma attack is triggered by a viral infection from non-asthmatic cases, because only in the first case would therapy be efficacious.

In order to assess the extent of anti-asthmatic prescriptions in children we reviewed drug utilisation studies, evaluating anti-asthmatic drug paediatric consumption data in the community setting from studies published between January 1, 2000 and December 31, 2008 and comparing inter- and intra-country anti-asthmatic prescribing patterns. The quantitative and qualitative

1
2
3 analysis of prescribing patterns and the degree of adherence to guidelines would serve to identify
4
5 areas in need of educational interventions to improve appropriateness of asthma therapies for
6
7 children.
8
9
10
11
12
13
14
15
16
17
18
19
20
21
22
23
24
25
26
27
28
29
30
31
32
33
34
35
36
37
38
39
40
41
42
43
44
45
46
47
48
49
50
51
52
53
54
55
56
57
58
59
60

For Peer Review

METHODS

Search strategy to identify studies

A literature search was done in June 2009 in the MEDLINE and EMBASE databases for all studies with original data concerning the pharmaco-epidemiological evaluation of anti-asthmatic drug prescriptions in outside-hospital communities, published between January 1, 2000 and December 31, 2008 (Figure 1). In order to analyze a comparable observation period, studies collecting data during or before 1998 were excluded.

The MeSH search terms and additional keywords used in the search strategy were: drug utilisation/drug prescriptions/pharmacoepidemiology; child/infant/adolescent; anti-asthmatic agents/asthma. Manual searches for the bibliographies of retrieved articles were used to identify additional pertinent studies. Books and proceedings from meetings and congresses were not considered. The references retrieved were collected using the software program Reference Manager, version 11 (Institute for Scientific Information, Berkeley, California). Only studies evaluating anti-asthmatic drug prescriptions in children in the general population outside the hospital setting were included. Studies focusing on asthmatic child populations only or on one anti-asthmatic class or drug only were excluded. Prevalence (number of children and adolescents who received at least one anti-asthmatic drug prescription per 100 individuals in the population) was used as the indicator. Prevalences were obtained from studies evaluating exclusively anti-asthmatic prescriptions and from studies evaluating all drug classes, including anti-asthmatics. A qualitative, inter-country prescription analysis was performed by comparing, where it was possible, the percentages of utilization of the main classes of anti-asthmatics, including ICS, SABA, Long-Acting β -Agonist (LABA) and Leukotriene Receptor Antagonist (LTRA).

Anti-asthmatic prescription prevalence and asthma prevalence

Prevalences of antiasthmatic prescriptions obtained from identified studies were compared to asthma prevalences determined worldwide by The International Study of Asthma and Allergy in Childhood (ISAAC) [1]. Since ISAAC data were not available for Denmark, The Netherlands or Norway, a search of studies estimating asthma prevalence in these countries was performed [13-15] using MEDLINE and EMBASE.

Meta-analysis

The meta-analysis took into account only studies comparable for two indicators: source of data and age range. Thus, inclusion criteria for meta-analysis were age range covering both preschoolers and adolescents (from 0 to 14-19); regional, multiregional, national or pharmacy dispensing and insurance plan database as source of prescription data. Exclusion criteria were the smaller age range groups and family paediatrician or general practitioner as source of prescription.

The meta-analytic weighted average and 95% CIs of prescription prevalences were calculated using a random effect model to take into account of the heterogeneity of the various studies [16,17].

RESULTS

A total of 189 articles were retrieved from the literature databases, 86 from EMBASE, 83 from Medline, and 20 from both. 176 were excluded mainly because they focused on one class or drug only (30%), evaluated the impact of an educational intervention (30%), or analyzed risk factors for asthma, from socioeconomic indicators to therapy exposure, immunization, etc (30%). Three further studies were excluded because they analysed data collected before 1998 [18-20]. Only ten articles met inclusion criteria (6%). After identification of two additional studies through a manual reference search (they were not retrieved using the database search because not indexed with “anti-asthmatic agents” or “asthma” as a keyword), twelve pharmaco-epidemiological studies [9,10,21-30] met the inclusion criteria (Figure 1). The studies were carried out from 1998 to 2006 in six countries: Italy and The Netherlands (three studies each), Denmark and Norway (two studies each), Canada and US (one each) (Table 1). There were substantial differences between studies with regard to sample size (from a minimum of 6,417 to a maximum of 4,259,103 subjects), source of prescription data, and age classes considered. The data sources were mainly regional/multiregional/national prescription databases taking part in periodical health care monitoring systems (six articles), followed by health insurance databases or pharmacy dispensing databases (two articles each) and family paediatricians or general practitioners (two articles). Regarding age, ten involved both preschool and school-aged children; one 15-year-olds only and one the 6-14 age range group. Seven of the surveys evaluated only anti-asthmatics, and five covered all drug categories. Prescribed anti-asthmatic prevalence ranged from 5 to 26% without any relationship with the observational period or with drug class analyzed.

Quantitative differences in anti-asthmatic use emerged among the six countries considered (Table 1). In general, two prescribing patterns could be identified, with some countries having

1
2
3 high anti-asthmatic prescribing levels (Italy,US and Canada) and others low levels (Norway and
4 The Netherlands). Eight out of twelve studies indicated that boys received more anti-asthmatic
5 drug prescriptions than girls and two articles [10,26] reported that, after age 15, an opposite
6 pattern appeared, with girls receiving more prescriptions than boys. The prescription prevalence
7 by age, reported by the majority of the studies, decreased from one-year-old infants to
8 adolescence. One article reported an increase from 0-2 year old to six year old children and then a
9 decrease from six to adolescence [28], and two report the highest prevalence of prescriptions
10 between ages 1 and 4 [21,23].
11
12
13
14
15
16
17
18
19
20
21
22
23
24
25

26 **Inter-country differences in anti-asthmatic treatment choices**

27
28 Data concerning the distribution of prescriptions by anti-asthmatic classes were reported for
29 all countries. In Italy ICS are the most prescribed class and covered 60% of anti-asthmatic
30 prescriptions and 86% of the subjects treated, while SABA were the most prescribed in the other
31 countries, covering from 58% (USA) to 93% (Denmark) of anti-asthmatic users. The percentage
32 of ICS users varied from 25% (USA) to 67% (the Netherlands). Differences were found in the
33 ICS/SABA ratio. These ranged from 0.35 in Denmark [25] to 0.84 in The Netherlands [30].
34
35
36
37
38
39
40
41

42 Three countries reported the most frequently prescribed anti-asthmatic drugs as follows:
43 beclomethasone and salbutamol in Italy [21,22], salbutamol and fluticasone in Canada [26],
44 salbutamol and montelukast in the US [27]. In Italy, beclomethasone and salbutamol are both
45 prescribed mainly as nebulised suspension [21]. Table 2 compares Italy, US and Canada,
46 showing the seven most frequently prescribed anti-asthmatics and showing that montelukast use
47 makes an important inter-country distinction. Four articles compared monotherapy and
48 polytherapy. The proportions of patients receiving more than one class of anti-asthmatic drugs
49
50
51
52
53
54
55
56
57
58
59
60

1
2
3 were 52% for Canada [26], 44% for Italy [20], 39% for The Netherlands [28] and 26% for
4
5 Denmark [25]. Only two countries reported distribution, analyzing the number of packages of
6
7 anti-asthmatic drugs prescribed during the period studied: only 29% of Italian [21] and 26% of
8
9 Dutch [30] subjects received three or more packages. Four articles [21,26,27,30] reported similar
10
11 percentages for oral steroids, from 4.0% to 4.7%. In only two articles the prevalence of anti-
12
13 asthmatic prescription was checked against the diagnosis of asthma [28,30], and in both it was
14
15 double.
16
17
18
19
20
21

22 **Intra-country differences in prescription prevalence**

23
24 The prevalence of anti-asthmatic prescriptions varies dramatically in Italy, ranging from 12 to
25
26 26% [21, 23], and similarly in Denmark, ranging from 7.7 to 13.9% [25,28].
27
28
29
30
31

32 **Meta-analysis**

33
34 The meta-analysis was performed on eight of the twelve articles (Figure 2). Four studies were
35
36 excluded because age group and source of data were not comparable with the majority of the
37
38 studies. Basically, the two studies regarding 15-year-olds only and the 6-14 age group [24,28] as
39
40 well as the two articles whose sources were family paediatricians or general practitioners [22, 30]
41
42 were excluded from the meta-analysis. The overall prevalence was 13.3% (95% CI 9.4-17.1%),
43
44 with Italian children the most exposed to anti-asthma therapy (19.0% CI 5.3-32.7%) and Dutch
45
46 children the least (6.2% CI 3.8-8.5%). However, after adding the four excluded articles the
47
48 overall prevalence did not change significantly.
49
50
51
52
53
54

55 **Inter-country differences between prescription prevalence and asthma prevalence gap**

56
57
58
59
60

1
2
3 Comparison of prescription prevalence data with published data on asthma prevalence (Figure 2)
4
5 indicated that in Denmark, The Netherlands, Norway and Canada asthma prevalence and
6
7 prescription prevalence are comparable. In the US prescription prevalence appears to be less than
8
9 asthma prevalence, whereas in Italy prescription prevalence was approximately twice that of
10
11 asthma prevalence.
12
13
14
15
16

17 **DISCUSSION**

18
19 This is the first analysis specifically comparing published drug utilisation studies on anti-
20
21 asthmatic prescriptions in the outside-hospital setting in children. A limit, as underlined in a
22
23 recent review on drug utilization studies [31], is the wide variety of studies, with differences in
24
25 study type (design and method), populations (in terms of sample size and age groups), and data
26
27 collected, making comparative evaluation difficult or at best incomplete. Another limit is that
28
29 data were available for comparison between only six countries, most of which were European.
30
31 This is very important since countries with the highest asthma prevalence ($\geq 10\%$), as reported by
32
33 ISAAC [1,32], are the US, Canada, Australia, New Zealand, South America, England and
34
35 Scotland, and studies about anti-asthma drug utilization in children from these countries are
36
37 limited or lacking. However, the main limit is the lack of asthma diagnosis, which would
38
39 validate the appropriateness of anti-asthmatic utilization. In order to overcome the lack of these
40
41 data, we attempted to use published asthma prevalence data for comparison with drug
42
43 prescriptions, but the sources are different (ISAAC reported data from only three out of the six
44
45 countries analyzed) and this represents another limit.
46
47
48
49
50
51
52
53
54

55 **Inter-country quantitative differences**

56
57
58
59
60

1
2
3 Large differences in the anti-asthmatic prescription prevalence were found between countries.
4
5 The highest was in Italy and Canada and the lowest in The Netherlands. If for Canada the high
6
7 ranking can be justified by a high prevalence of asthma, the same is not true for Italy, where the
8
9 prescribing pattern for antibiotics shows a similar profile [31,33]. This suggests that the
10
11 differences in drug prescription rates may be attributable to different prescribing attitudes and
12
13 national drug regulatory policies more than differences in the prevalence of asthma. Moreover it
14
15 is likely that anti-asthmatics and antibiotics are both used in URTI, even if this is not the first-line
16
17 approach suggested by guidelines [3-5].
18
19
20
21
22
23

24 **Inter-country qualitative differences**

25
26 Together with anti-asthmatic prescription prevalences, some differences also emerged
27
28 in the quality of the drugs prescribed, though not all studies reported information on anti-
29
30 asthmatic distribution by class and/or drug. Asthma, by definition, involves acute attacks of
31
32 wheezing, which guidelines recommend treating with SABA and preventing with ICS, so the
33
34 percentage of patients receiving only one class of anti-asthma drugs should be minimal. The fact
35
36 that the prevalence of prescription was validated by a diagnosis of asthma in only two studies
37
38 was [28,30], and only four studies reported the percentage of children receiving more than one
39
40 anti-asthma drug class made it difficult to evaluate adherence to guidelines. However, the
41
42 percentages of patients receiving polytherapy (more than one class of anti-asthmatics) were 52%
43
44 for Canada [26], 44% for Italy [21], 39% for The Netherlands [28] and 26% for Denmark [25],
45
46 suggesting either lack of illness or, possibly, underuse of ICS for prevention/maintenance
47
48 therapy, as underlined in the US study [27]. This is also partly highlighted by the differences in
49
50 the ICS/SABA ratios, which range from 0.35 in Denmark [25] to 0.84 in The Netherlands [30].
51
52 While in the US the low ICS prescription prevalence (low ICS/SABA) might be explained by the
53
54
55
56
57
58
59
60

1
2
3 higher rate of montelukast prescription [27], in other countries the low ICS/SABA ratio might
4
5 suggest that, besides the cases in which SABA are used as therapy in the youngest patients, who
6
7 are not yet easy to diagnose, the prescribing attitude is not only quantitatively but also
8
9 qualitatively different.
10

11
12 Only in the US study montelukast was prescribed more than ICS. A detailed comparison of the
13
14 most prescribed anti-asthma drugs was possible only between the US, Canada and Italy (see
15
16 Table 2), and even then the observation periods are different. Montelukast entered the market in
17
18 1998 and since data collection for the Canadian study was done shortly thereafter, the difference
19
20 found may not reflect an actual difference, but may be due to the fact that for new drugs
21
22 prescribing patterns tend to take a year or so to penetrate the market, especially in an area such as
23
24 asthma where there are many existing, effective agents already approved.
25
26
27
28
29
30

31 **Intra-country differences in prescription prevalence**

32
33 The prevalence of anti-asthmatic prescriptions varies dramatically in Italy, ranging from 12 to
34
35 26% [21, 23] and similarly in Denmark ranging from 7.7 to 13.9% [25,28]. The reason for this
36
37 diversity in the two Italian articles might be the different geographic setting: a single Local
38
39 Health Unit versus the multiregional setting. The different prevalences in the two Danish articles
40
41 might be due to the age group difference: the lower prescription prevalence study regarded 6-14
42
43 year olds, an age group in which asthma is theoretically better diagnosed and treated; in the
44
45 higher prevalence study preschoolers were included, an age in which occasional wheezers are
46
47 still in high percentage.
48
49
50
51
52
53
54
55
56
57

58 **Incongruence between prescription prevalence and asthma prevalence**

59
60

1
2
3 First of all, a precise comparison between prescription prevalence and asthma prevalence is
4
5 difficult because of the lack of a single source of worldwide asthma prevalence, gathered in a
6
7 homogenous manner.
8
9

10 In Figure 2 the comparison between prescription prevalence and asthma prevalence indicated that
11
12 in Denmark, The Netherlands, Norway and in Canada asthma prevalence and prescription
13
14 prevalence are comparable. In the US, prescription prevalence appears to be less than asthma
15
16 prevalence and in Italy prescription prevalence is twice the value of asthma prevalence. This
17
18 comparison is only indicative, because the reported asthma prevalences are measured in >6 year
19
20 old group of subjects, a time in which the need for asthma medication decreases. Moreover,
21
22 asthma prevalences were estimated, by ISAAC and the other studies [1, 13-15], by questionnaire
23
24 and data may overestimate the burden of disease. In the case of US the subjects might be
25
26 undertreated and in the case of Italy overtreated, as suggested by the authors [23, 27]. However,
27
28 even in the countries in which asthma and prescription prevalence are similar, the possibility that
29
30 anti-asthmatics are prescribed for diseases other than asthma as well is still valid because two
31
32 studies [21,26] found that half the subjects received only one package of anti-asthma drugs per
33
34 year, suggestive of non-asthmatic illness. Although the two articles reporting diagnosis of
35
36 asthma [28,30] were from countries (Denmark and The Netherlands) in which the prevalence of
37
38 asthma is low, the gap between prescription prevalence and burden of disease was large, with a
39
40 number of treated twice the number of diagnosed cases. Since asthma is more reliably diagnosed
41
42 in children from the age of six, the discrepancy between prescriptions and actual disease does not
43
44 necessarily suggest inadequacies in prescription, but points to anti-asthma drug use as therapy in
45
46 the youngest patients, when asthma is suspected but not diagnosed yet. This was not confirmed
47
48 by the Dutch report [30] which validated prescription prevalence by asthma diagnosis: in two age
49
50
51
52
53
54
55
56
57
58
59
60

1
2
3 ranges (<6 and ≥ 6) the gap between asthma prevalence (diagnosed) and prescription prevalence
4
5
6 in the youngest did not differ from the older children.
7
8
9

10 In this analysis two inadequacies in asthma treatment are suggested, the first regarding the sub-
11 optimal prescription of ICS to asthma patients for prevention or maintenance, and the second
12 regarding the prescription of asthma medications to non-asthmatic subjects. For confirmation, the
13 availability of more homogenous studies is needed. Knowledge of the anti-asthmatic prescribing
14 patterns of primary care physicians in the paediatric population is extremely important, since
15 children are a prime target for inadequate prescription. The guidelines alone are not enough to
16 ensure correct use of anti-asthmatics, since physician adherence and compliance to guidelines is
17 not obvious or common. Another widely debated topic related to compliance with asthma
18 treatments is the education of asthmatic children and their carers. A recent meta-analysis [34] of
19 US studies confirms a reduction in hospitalization when children are educated about their disease,
20 including sports practice, under preventive therapy, even if a diagnosis of asthma has been made.
21
22 In conclusion, this is the first analysis specifically comparing drug utilisation studies on anti-
23 asthmatic prescriptions in children outside the hospital setting. Despite the availability of data on
24 the patterns of medication use in only six countries and the heterogeneity of the included studies,
25 concordance with a divergence from community-based prevalences of asthma and symptoms
26 might indicate different health beliefs among doctors and patients. Multinational collaborative
27 pharmacoepidemiological studies aimed at collecting valid and comparable data are required,
28 especially in those areas indicated by ISAAC as having a very high prevalence of asthma. These
29 studies would be validated by diagnosis and outcome measures (e.g. number of emergency visits
30 to the physician's office or emergency centers, or hospitalizations) and quality of life measures(
31
32
33
34
35
36
37
38
39
40
41
42
43
44
45
46
47
48
49
50
51
52
53
54
55
56
57
58
59
60

1
2
3 e.g. number of exacerbations and days of school missed per year, presence of daily or nightly
4
5 cough or wheeze, presence of cough or wheeze with exercise).
6
7
8
9
10
11
12

13 **Competing interests**

14 None declared.
15
16
17
18
19
20

21 **Legends**

22
23 **Figure 1.** Flowchart of the bibliographic search
24

25
26 **Table 1.** Anti-asthmatic prescriptions in children and adolescents (≤ 19 years)
27

28 **Table 2.** The first seven anti-asthmatic drugs prescribed to Italian, American and Canadian
29 children and adolescents (% of treated subjects)
30

31
32 **Figure 2.** Prevalence (%) of anti-asthmatic prescriptions in children and adolescents
33
34
35
36
37
38
39

40 **Abbreviations**

41
42
43 URTI: Upper respiratory tract infection

44 ICS: Inhaled corticosteroid

45 SABA: Short-acting β -agonist

46 LABA: Long-acting β -agonist

47 LTRA: Leukotriene receptor antagonist
48
49

50 **Acknowledgments**

51 The authors are grateful to Dr. Marco Sequi for help in statistical analysis.
52
53
54
55
56
57
58
59
60

References

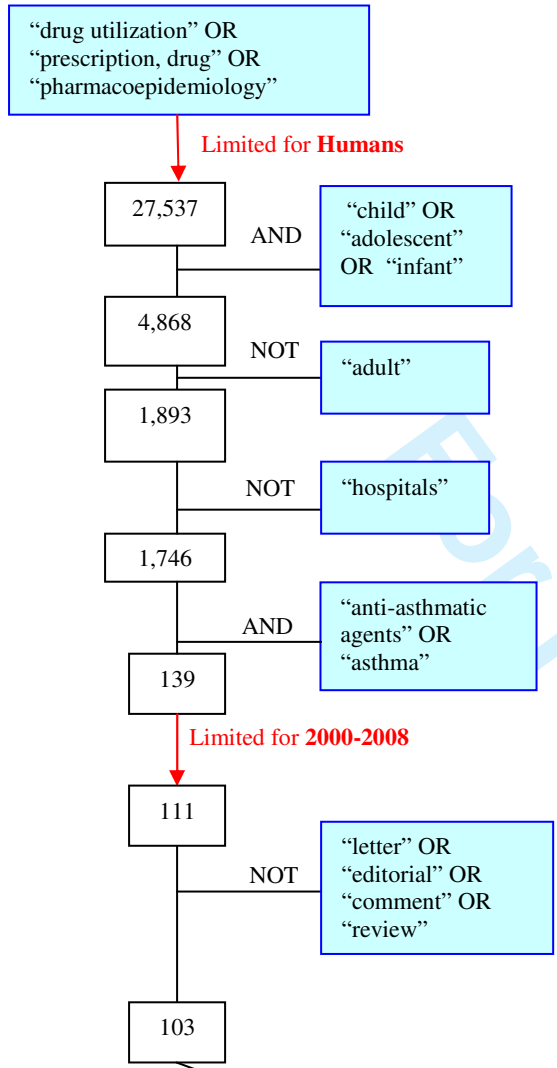
1. Asher MI, Montefort S, Bjorksten B, Lai CK, Strachan DP, Weiland SK, Williams H (2006) Worldwide time trends in the prevalence of symptoms of asthma, allergic rhinoconjunctivitis, and eczema in childhood: ISAAC Phases One and Three repeat multicountry cross-sectional surveys. *Lancet* 368:733-43.
2. WHO Global Burden Disease (2004)
http://www.who.int/healthinfo/global_burden_disease/2004_report_update/en/index.html.
Accessed 10 June 2009
3. Guidelines for the Diagnosis and Management of Asthma (EPR-3) (2007)
<http://www.nhlbi.nih.gov/guidelines/asthma/asthgdln.pdf> Accessed 25 June 2009
4. British Guideline on the Management of Asthma BTS/SIGN (2008). <http://www.brit-thoracic.org.uk/Portals/0/Clinical%20Information/Asthma/Guidelines/sign101%20revised%20June%2009.pdf> Accessed 25 July 2009
5. Global Strategy for Asthma Management and Prevention (2008)
<http://www.ginasthma.com/GuidelinesResources.asp?l1=2&l2=0> Accessed 15 Jan 2010
6. Cloutier MM, Wakefield DB, Sangeloty-Higgins P, Delaronde S, Hall CB (2006) Asthma guideline use by pediatricians in private practice and asthma morbidity. *Pediatrics* 118:1880-7.
7. Maziak W, von ME, Beimfohr C, Hirsch T, Leupold W, Keil U, Weiland SK (2002) The management of childhood asthma in the community. *Eur Respir J* 20:1476-82.
8. Clavenna A, Rossi E, Berti A, Pedrazzi G, De RM, Bonati M (2003) Inappropriate use of anti-asthmatic drugs in the Italian paediatric population. *Eur J Clin Pharmacol* 59:565-9.
9. de Vries TW, Tobi H, Schirm E, van den BP, Duiverman EJ, de Jong-van den Berg LT (2006) The gap between evidence-based medicine and daily practice in the management of paediatric asthma. A pharmacy-based population study from The Netherlands. *Eur J Clin Pharmacol* 62:51-5.
10. Furu K, Skurtveit S, Langhammer A, Nafstad P (2007) Use of anti-asthmatic medications as a proxy for prevalence of asthma in children and adolescents in Norway: a nationwide prescription database analysis. *Eur J Clin Pharmacol* 63:693-8.
11. Smith LA, Bokhour B, Hohman KH, Miroshnik I, Kleinman KP, Cohn E, Cortés DE, Galbraith A, Rand C, Lieu TA (2008) Modifiable risk factors for suboptimal control and controller medication underuse among children with asthma. *Pediatrics* 122:760-9.
12. Stempel DA, McLaughlin TP, Stanford RH, Fuhlbrigge AL (2005) Patterns of asthma control: a 3-year analysis of patient claims. *J Allergy Clin Immunol* 115:935-9.

13. Scholtens S, Wijga AH, Seidell JC, Brunekreef B, de Jongste JC, Gehring U, Postma DS, Kerkhof M, Smit HA (2009) Overweight and changes in weight status during childhood in relation to asthma symptoms at 8 years of age. *J Allergy Clin Immunol*. 123:1312-8.
14. Thomsen SF, Ulrik CS, Larsen K, Backer V (2004) Change in prevalence of asthma in Danish children and adolescents. *Ann Allergy Asthma Immunol* 92:506-11.
15. Selnes A, Odland JO, Bolle R, Holt J, Dotterud LK, Lund E (2001) Asthma and allergy in Russian and Norwegian schoolchildren: results from two questionnaire-based studies in the Kola Peninsula, Russia, and northern Norway. *Allergy*. 56:344-8.
16. Impicciatore P, Choonara I, Clarkson A, Provasi D, Pandolfini C, Bonati M (2001) Incidence of adverse drug reactions in paediatric in/out-patients: a systematic review and meta-analysis of prospective studies. *Br J Clin Pharmacol* 52:77-83.
17. Berkey CS, Hoaglin DC, Mosteller F, Colditz GA (1995) A random-effects regression model for meta-analysis. *Stat Med* 14:395-411.
18. Kozyrskyj AL, Mustard CA, Becker AB (2004) Identifying children with persistent asthma from health care administrative records. *Can Respir J*. 11:141-5.
19. Vegni FE, Wilkinson P (2006) Patterns of respiratory drug use in the Lombardy region of Italy, 1995-1997. *Eur J Epidemiol* 21:537-44.
20. Wang LY, Zhong Y, Wheeler L (2006) Asthma medication use in school-aged children. *J Asthma* 43:495-9.
21. Bianchi M, Clavenna A, Labate L, Bortolotti A, Fortino I, Merlino L, Locatelli GW, Giuliani G, Bonati M (2009) Anti-asthmatic drug prescriptions to an Italian paediatric population. *Pediatr Allergy Immunol* 20:585-591.
22. Cazzato T, Pandolfini C, Campi R, Bonati M (2001) Drug prescribing in out-patient children in Southern Italy. *Eur J Clin Pharmacol* 57:611-6.
23. Clavenna A, Berti A, Gualandi L, Rossi E, De RM, Bonati M (2009) Drug utilisation profile in the Italian paediatric population. *Eur J Pediatr* 168:173-80.
24. Furu K, Skurtveit S, Rosvold EO (2005) [Self-reported medical drug use among 15-16 year-old adolescents in Norway]. *Tidsskr Nor Laegeforen* 125:2759-61.
25. Ingvarlsen BK, Kampmann JM, Laursen LC, Johansen HL (2000) [Utilization of anti-asthmatic drugs among Danish children in 1998]. *Ugeskr Laeger* 162:6062-5.

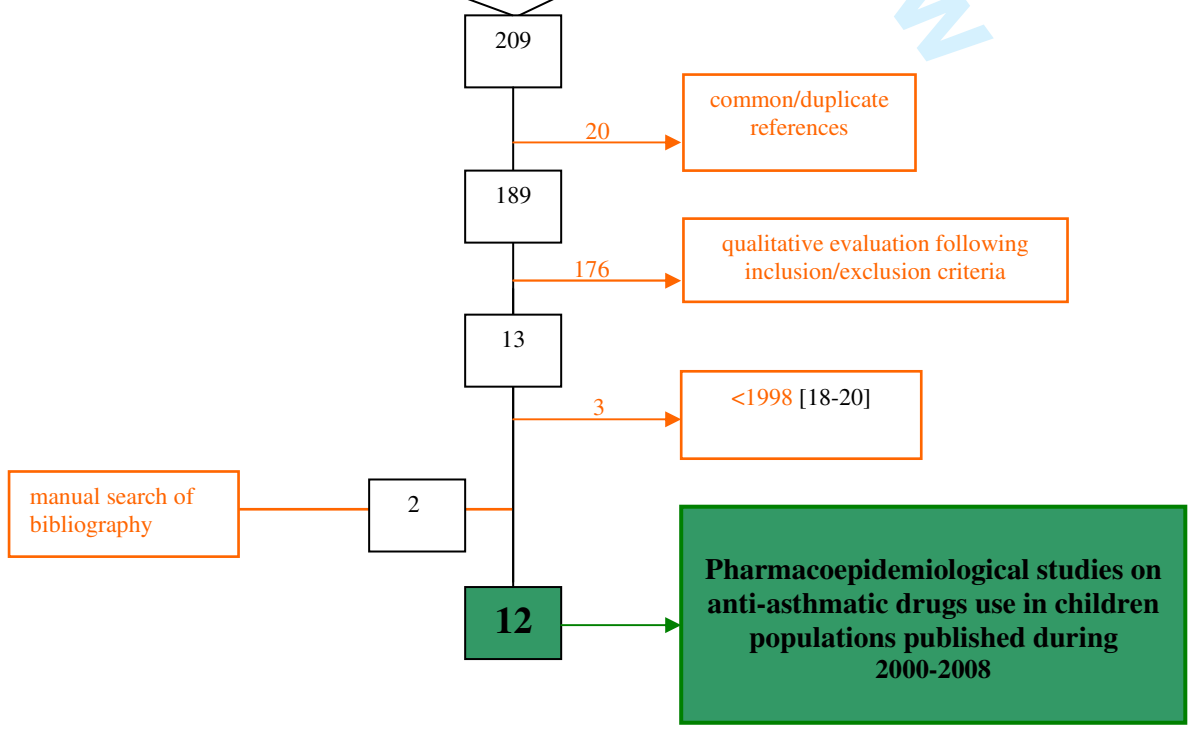
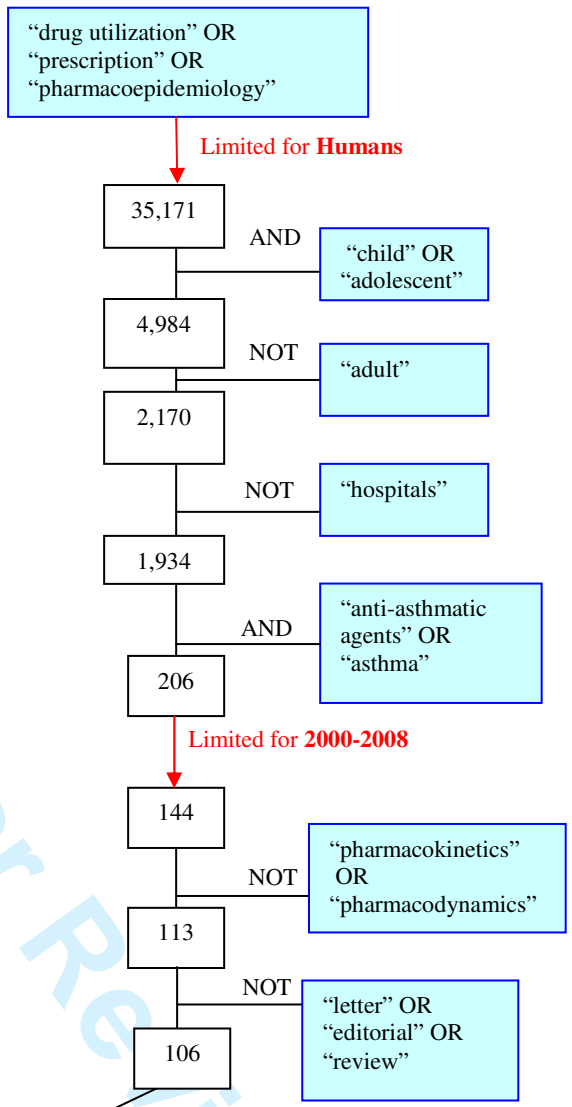
- 1
2
3 26 Khaled LA, Ahmad F, Brogan T, Fearnley J, Graham J, MacLeod S, McCormick J (2003)
4 Prescription medicine use by one million Canadian children. *Pediatrics Child Health*
5 8[Suppl A], 6A-56A.
6
- 7
8 27. Korelitz JJ, Zito JM, Gavin NI, Masters MN, McNally D, Irwin DE, Kelleher K, Bethel J, Xu
9 Y, Rubin J, Mattison DR (2008) Asthma-related medication use among children in the
10 United States. *Ann Allergy Asthma Immunol* 100:222-9.
11
- 12 28. Moth G, Vedsted P, Schiøtz P (2007) Identification of asthmatic children using prescription
13 data and diagnosis. *Eur J Clin Pharmacol* 63:605-11.
14
- 15 29. Schirm E, Tobi H, Gebben H, de Jong-van den Berg LT (2002) Anti-asthmatic drugs and
16 dosage forms in children: a cross-sectional study. *Pharm World Sci* 24:162-5.
17
- 18 30. Zuidgeest MG, van Dijk L, Smit HA, van der Wouden JC, Brunekreef B, Leufkens HG,
19 Bracke M (2008) Prescription of respiratory medication without an asthma diagnosis in
20 children: a population based study. *BMC Health Serv Res* 8:16.
21
- 22 31. Clavenna A and Bonati M (2009) Drug prescriptions to outpatient children: a review of the
23 literature. *Eur J Clin Pharmacol* 65:749.
24
- 25 32. Masoli M, Fabian D, Holt S, Beasley R (2004) The global burden of asthma: executive
26 summary of the GINA Dissemination Committee report. *Allergy* 59:469-78.
27
- 28 33. Rossignoli A, Clavenna A, Bonati M (2007) Antibiotic prescription and prevalence rate in
29 the outpatient paediatric population: analysis of surveys published during 2000-2005. *Eur J Clin*
30 *Pharmacol* 63:1099-106
31
- 32 34. Coffman JM, Cabana MD, Halpin HA, Yelin EH (2008) Effects of asthma education on
33 children's use of acute care services: a meta-analysis. *Pediatrics* 121:575-86.
34
35
36
37
38
39
40
41
42
43
44
45
46
47
48
49
50
51
52
53
54
55
56
57
58
59
60

Figure 1. Bibliographic search

Medline



Embase



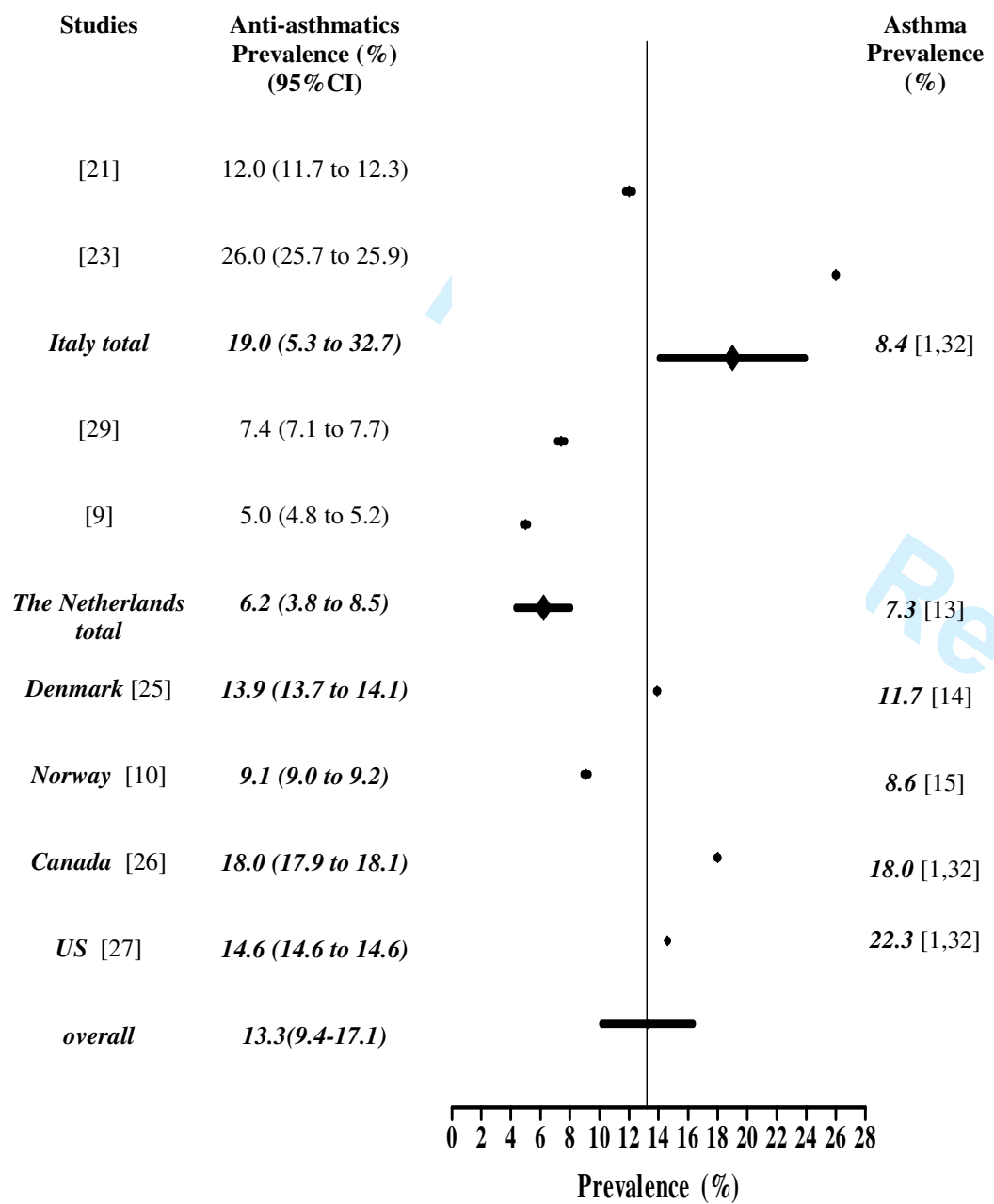
1
2
3
4
5
6
7
8
9
10
11
12
13
14
15
16
17
18
19
20
21
22
23
24
25
26
27
28
29
30
31
32
33
34
35
36
37
38
39
40
41
42
43
44
45
46
47
48
49
50
51
52
53
54
55
56
57
58
59
60

Table 1. Anti-asthmatic prescriptions in children and adolescents (≤ 19 years)

Reference	Period	Country	Population (n)	Age (years)	Source of prescription data ^a	Anti-asthmatic Prescription Prevalence (%)
[22] ^b	1998	Italy	6,417	≤ 12	Family paediatricians	20.7
[21]	2003	Italy	55,242	≤ 17	Regional prescription DB	12.0
[23] ^b	2006	Italy	923,353	≤ 14	Multiregional prescription DB	26.0
[29] ^b	1998	The Netherlands	25,020	≤ 16	Pharmacy dispensing DB	7.4
[30]	2001	The Netherlands	74,580	≤ 17	General practitioners	7.5
[9]	2002	The Netherlands	72,240	≤ 14	Pharmacy dispensing DB	5.0
[25]	1998	Denmark	139,727	≤ 15	National prescription DB	13.9
[28]	2002	Denmark	125,907	6-14	Regional prescription DB	7.7
[24] ^b	2000-2002	Norway	11,708	15	National prescription DB	6.5
[10]	2004	Norway	1,192,841	≤ 19	National prescription DB	9.1
[26] ^b	1999	Canada	1,031,731	≤ 17	Insurance plans DB	18.0
[27]	2004-2005	USA	4,259,103	≤ 17	Insurance plans DB	14.6

^a DB database^b all drug categories evaluated

Figure 2. Prevalence (%) of anti-asthmatic prescriptions in children and adolescents



Review

1
2
3
4
5
6
7
8
9
10
11
12
13
14
15
16
17
18
19
20
21
22
23
24
25
26
27
28
29
30
31
32
33
34
35
36
37
38
39
40
41
42
43
44
45
46
47

Table 2. The first seven anti-asthmatic drugs prescribed to Italian, American and Canadian children and adolescents (% of treated subjects)

Canada 1999#	Italy 2003#	USA 2005#
Salbutamol (71)	Beclomethasone (57)	Salbutamol (49)
Fluticasone (45)	Salbutamol (33)	Montelukast (22)
Budesonide (14)	Flunisolide (17)	Budesonide (10)
Beclomethasone (14)	Budesonide (15)	Levalbuterol (10)
Terbutaline (8)	Fluticasone (12)	Fluticasone+salmeterol (9)
Montelukast (5)	Salbutamol in combination(5)	Fluticasone (7)
Sodium cromoglycate(2)	Montelukast (3)	Pirbuterol(1)

The sum exceed 100 because some children were prescribed more than one drug.

#observation period

1
2
3 *Inter-country variations in anti-asthmatic drug prescriptions for children. Systematic review of*
4
5 *studies published during the 2000-2009 period*
6

7
8 ~~*INTER-COUNTRY VARIATIONS IN MEDICATION FOR CHILDHOOD ASTHMA:*~~
9

10 ~~*Analysis of studies published during 2000-2009 period*~~
11
12
13
14
15
16

17 Marina Bianchi, MD, Antonio Clavenna, MD and Maurizio Bonati, MD

18 *Laboratory for Mother and Child Health, Department of Public Health, Mario Negri*
19
20 *Pharmacological Research Institute, via G. La Masa 19, 20156, Milan, Italy*
21
22
23
24
25
26
27
28
29
30
31

32 Corresponding author:

33
34 Marina Bianchi, MD

35
36 Laboratory for Mother and Child Health

37
38 Department of Public Health

39
40 Mario Negri Pharmacological Research Institute

41
42 via G. La Masa 19

43
44 20156, Milan, Italy

45
46 Telephone: 39-02-39014247

47
48 Fax: 39-02-3550924

49
50 E-mail: marina.bianchi@marionegri.it
51
52
53
54

55 **KEYWORDS:** pharmacoepidemiology, drug utilization studies, anti-asthmatics, childhood

56
57 asthma
58
59
60

SUMMARY

OBJECTIVE Objective of this study is to analyse inter- and intra-country quantitative and qualitative differences in anti-asthmatic prescriptions to children and adolescents.

~~To evaluate inter-country differences in population prevalences of anti-asthmatic prescribing in children and adolescents and to relate these to reported prevalences of asthma and symptoms.~~

METHODS A literature search was done in EMBASE and MEDLINE to identify pharmaco-epidemiological studies published from January 1, 2000 to December 31, 2008, 2000 to 2009 in which anti-asthmatic prescription prevalence in out-hospital children was measured. A meta-analytic weighted average and 95% CIs of prescription prevalences were calculated using a random effect model. Comparison of inter- and intra-country quantitative and, where possible, qualitative prescribing patterns was assessed.

RESULTS Twelve studies were found (ten from Europe, one from Canada and one from USA), but epidemiological indicators varied widely and only eight were suitable for meta-analysis. These revealed inter-country quantitative differences in prevalence in the overall population ≤ 19 years: Italy (19.0%), Canada (18.0%), USA (14.6%), Denmark (13.9%), Norway (9.1%), the Netherlands (6.2%). The overall prevalence was 13.3%. Qualitative inter-country differences: except for in Italy, inhalatory short-acting β -agonists (SABA) were the most prescribed, followed by inhalatory corticosteroids (ICS).

CONCLUSIONS This first overall analysis of anti-asthmatic utilization studies in out-of-hospital children indicates a wide variability of anti-asthmatic prescription prevalence. Furthermore, epidemiological evaluations should be improved by using homogeneous indicators and, in order to validate the use of anti-asthmatic prescription as a proxy of disease, the diagnosis of asthma should accompany the data of prescriptions within the same population.

1
2
3 This first overall analysis of anti-asthmatic utilization studies in out-of-hospital children indicates
4
5 that epidemiological evaluations should be improved by using homogeneous indicators and
6
7 possibly with the validation of the disease. The strong data emerged is the need of a multinational
8
9 collaborative pharmacoepidemiological study aimed at collecting valid and comparable data,
10
11 specially in those areas indicated by ISAAC as having very high prevalences of asthma.
12
13
14
15
16
17

18 INTRODUCTION

19
20 Asthma is the most common chronic childhood illness with a worldwide prevalence ranging
21
22 between 1.5% and 32.6% in 2002 [1]. According to the global burden of disease from the 2004
23
24 WHO Health Report, in the under-14 population asthma accounted for 9.5% (in the US) and 8%
25
26 (in Europe) of total disability-adjusted life-years (DALY) lost per 1000 [2]. Epidemiological
27
28 studies suggest that a wide range of pathological conditions are associated with recurrent
29
30 respiratory airway obstruction and distinguishing them has important implications for
31
32 management. This group contains different asthma phenotypes the two most common being
33
34 atopic asthma more common in school age children, and episodic viral wheeze more common in
35
36 preschool children [3]. Asthma with onset in early adulthood has its origins in early childhood
37
38 [4]. Since asthma is a chronic disease, anti-asthmatic prescriptions should represent a proxy for
39
40 asthma prevalence and a tool for analyses of therapeutic appropriateness. This, however, is not
41
42 true as it is for other chronic diseases, because a gap exists between prescription rates and
43
44 prevalence of disease. The reasons are both over-use and under-use of anti-asthmatics, in
45
46 particular inhaled corticosteroids (ICS). International guidelines recommend ICS for long-
47
48 term control of persistent asthma for all degrees of severity, and inhaled short-acting β -
49
50 agonists (SABA), such as salbutamol, as first choice in an acute attack [3-5]. Although
51
52 adherence to guidelines reduces the number of outpatient and emergency department visits [6],
53
54
55
56
57
58
59
60

1
2
3 guidelines are far from routinely applied in clinical practice [7-10]. In paediatric practice, the
4
5 main inadequacy seems to be the use of ICS: over-prescribed in upper respiratory tract infections
6
7 (URTI) and not prescribed enough for prevention or maintenance therapy between acute attacks
8
9 in asthmatic children and adults [11,12]. On the other hand, the prescription of SABA ~~as ex-~~
10
11 ~~adjuvantibus therapy during~~ for an URTI episode in the youngest patient, which is difficult to
12
13 diagnose, would differentiate cases in which an asthma attack is triggered by a viral infection
14
15 from non-asthmatic cases, ~~because only in the first case would therapy be efficacious.~~

16
17
18 In order to assess the extent of anti-asthmatic prescriptions in children we reviewed drug
19
20 utilisation studies, evaluating anti-asthmatic drug paediatric consumption data in the community
21
22 setting from studies published between January 1, 2000 and ~~December 31, 2008~~ ~~January 2009~~
23
24 and comparing inter- and intra-country anti-asthmatic prescribing patterns. ~~The quantitative and~~
25
26 ~~qualitative analysis of prescribing patterns and the degree of adherence to guidelines would serve~~
27
28 ~~to identify areas in need of educational interventions to improve appropriateness of asthma~~
29
30 ~~therapies for children. Understanding prescribing patterns and the degree of adherence to~~
31
32 ~~guidelines would serve as a basis for educational initiatives to improve the appropriateness of~~
33
34 ~~prescribing.~~

35 36 37 38 39 40 41 42 43 **METHODS**

44 45 46 47 **Search strategy to identify studies**

48
49 A literature search was done in June 2009 in the MEDLINE and EMBASE databases for all
50
51 studies with original data concerning the pharmaco-epidemiological evaluation of anti-asthmatic
52
53 drug prescriptions in outside-hospital communities, published between ~~January 1, 2000 and~~
54
55
56
57
58
59
60

1
2
3 December 31, 2008 ~~January 2000 and January 2009~~ (Figure 1). In order to analyze a comparable
4 observation period, studies collecting data during or before 1998 were excluded.
5

6
7
8 The MeSH search terms and additional keywords used in the search strategy were: drug
9 utilisation/drug prescriptions/pharmacoepidemiology; child/infant/adolescent; anti-asthmatic
10 agents/asthma. Manual searches for the bibliographies of retrieved articles were used to identify
11 additional pertinent studies. Books and proceedings from meetings and congresses were not
12 considered. The references retrieved were collected and analysed using the software program
13 Reference Manager, version 11 (Institute for Scientific Information, Berkeley, California). Only
14 studies evaluating anti-asthmatic drug prescriptions in children in the general population outside
15 the hospital setting were included. Studies focusing on asthmatic child populations only or on
16 one anti-asthmatic class or drug only were excluded. Prevalence (number of children and
17 adolescents who received at least one anti-asthmatic drug prescription per 100 individuals in the
18 population) was used as the indicator. Prevalences were obtained from studies evaluating
19 exclusively anti-asthmatic prescriptions and from studies evaluating all drug classes, including
20 anti-asthmatics.
21
22
23
24
25
26
27
28
29
30
31
32
33
34
35
36
37

38 A qualitative, inter-country prescription analysis was performed by comparing, where it was
39 possible, the percentages of utilization of the main classes of anti-asthmatics, including ICS,
40 SABA, Long-Acting β -Agonist (LABA) and Leukotriene Receptor Antagonist (LTRA).
41
42
43
44
45
46
47

48 **Anti-asthmatic prescription prevalence (PP) and asthma prevalence (AP)**

49 Prevalences of antiasthmatic prescriptions obtained from identified studies were compared to
50 asthma prevalences determined worldwide by The International Study of Asthma and Allergy in
51 Childhood (ISAAC) [1]. Since ISAAC data were not available for Denmark, The Netherlands or
52
53
54
55
56
57
58
59
60

1
2
3 Norway, a search of studies estimating asthma prevalence in these countries was performed [13-
4
5
6 15] using MEDLINE and EMBASE.

10 **Meta-analysis**

11
12 The meta-analysis took into account only studies comparable for two indicators: source of data
13 and age range. Thus, inclusion criteria for meta-analysis were age range covering both
14 preschoolers and adolescents (from 0 to 14-19); regional, multiregional, national or pharmacy
15 dispensing and insurance plan database as source of prescription data. Exclusion criteria were the
16 smaller age range groups and family paediatrician or general practitioner as source of
17 prescription. (Figure 1).

18
19
20 The meta-analytic weighted average and 95% CIs of prescription prevalences were calculated
21 using a random effect model to take into account of the heterogeneity of the various studies
22 [16,17].

36 **RESULTS**

37
38
39 A total of 189 articles were retrieved from the literature databases, 86 from EMBASE, 83 from
40 Medline, and 20 from both. 176 were excluded mainly because they focused on one class or drug
41 only (30%), evaluated the impact of an educational intervention (30%), or analyzed risk factors
42 for asthma, from socioeconomic indicators to therapy exposure, immunization, etc (30%). Three
43 further studies were excluded because they analysed data collected before 1998 [18-20]. Only
44 ten articles met inclusion criteria (6%). 179 were excluded because specific to a single anti-
45 asthmatic drug, or a single anti-asthmatic drug subclass, or they only analysed the quality of
46 prescriptions or were done before 1998 and ten articles were suitable for analysis. After
47
48
49
50
51
52
53
54
55
56
57
58
59
60

1
2
3 identification of two additional studies through a manual reference search (they were not
4
5 retrieved using the database search because not indexed with “anti-asthmatic agents” or “asthma”
6
7 as a keyword), twelve pharmaco-epidemiological studies [9,10,21-30] met the inclusion criteria
8
9 (Figure 1). (see Table 1) The studies were carried out from 1998 to 2006 in six countries: Italy
10
11 and The Netherlands (three studies each), Denmark and Norway (two studies each), Canada and
12
13 US (one each) (Table 1). There were substantial differences between studies with regard to
14
15 sample size (from a minimum of 6,417 to a maximum of 4,259,103 subjects), source of
16
17 prescription data, and age classes considered. The data sources were mainly
18
19 regional/multiregional/national prescription databases taking part in periodical health care
20
21 monitoring systems (six articles), followed by health insurance databases or pharmacy dispensing
22
23 databases (two articles each) and family paediatricians or general practitioners (two articles).
24
25
26
27
28
29 **Regarding age**, ten involved both preschool and school-aged children; one 15-year-olds only and
30
31 one the 6-14 age range group. Seven of the surveys evaluated only anti-asthmatics, and five
32
33 covered all drug categories. Prescribed anti-asthmatic prevalence ranged from 5 to 26% without
34
35 any relationship with the observational period or with drug class analyzed. **Only in the US study**
36
37 **was stated the NIH funding.** **Inter-country differences in prescription prevalence**
38
39
40
41
42 **Quantitative** differences in anti-asthmatic use emerged among the six countries considered
43
44 (Table 1). In general, two prescribing patterns could be identified, with some countries having
45
46 high anti-asthmatic prescribing levels (Italy,US and Canada) and others low levels (Norway and
47
48 The Netherlands). Eight out of twelve studies indicated that boys received more anti-asthmatic
49
50 drug prescriptions than girls and two articles [10,26] reported that, after age 15, an opposite
51
52 pattern appeared, with girls receiving more prescriptions than boys. The prescription prevalence
53
54 by age, reported by the majority of the studies, decreased from one-year-old infants to
55
56
57
58
59
60

adolescence. One article reported an increase from 0-2 year old to six year old children and then a decrease from six to adolescence [28], and two report the highest prevalence of prescriptions between ages 1 and 4 [21,23]

~~Inter-country differences between prescription prevalence (PP) and asthma prevalence (AP) gap~~

~~Comparison of PP prescription prevalence data with published data on AP asthma prevalence (Table 1) is reported in. The comparison indicated that in Denmark, The Netherlands, Norway and in Canada AP asthma prevalence and PP prescription prevalence are comparable. In the US PP prescription prevalence appears to be less than AP asthma prevalence, whereas in Italy PP prescription prevalence was approximately twice that of AP asthma prevalence.~~

Inter-country differences in anti-asthmatic treatment choices

Data concerning the distribution of prescriptions by anti-asthmatic classes were reported for all countries. In Italy ICS are the most prescribed class and covered 60% of anti-asthmatic prescriptions and 86% of the subjects treated, while SABA were the most prescribed in the other countries, covering from 58% (USA) to 93% (Denmark) of anti-asthmatic users. The percentage of ICS users varied from 25% (USA) to 67% (the Netherlands). Differences were found in the ICS/SABA ratio. These ranged from 0.35 in Denmark [25] to 0.84 in The Netherlands [30].

Three countries reported the most frequently prescribed anti-asthmatic drugs as follows: beclomethasone and salbutamol in Italy [21,22], salbutamol and fluticasone in Canada [26], salbutamol and montelukast in the US [27]. In Italy, beclomethasone and salbutamol are both prescribed mainly as nebulised suspension [21]. Table 2 compares Italy, US and Canada,

1
2
3 showing the seven most frequently prescribed anti-asthmatics and showing that montelukast use
4 makes an important inter-country distinction. Four articles compared monotherapy and
5 polytherapy. The proportions of patients receiving more than one class of anti-asthmatic drugs
6 were 52% for Canada [26], 44% for Italy [20], 39% for The Netherlands [28] and 26% for
7 Denmark [25]. Only two countries reported distribution, analyzing the number of packages of
8 anti-asthmatic drugs prescribed during the period studied: only 29% of Italian [21] and 26% of
9 Dutch [30] subjects received three or more packages. Four articles [21,26,27,30] reported close
10 similar percentages for oral steroids, from 4.0% to 4.7%. In only two articles the prevalence of
11 anti-asthmatic prescription was checked against the diagnosis of asthma [28,30], and in both it
12 was double.
13
14
15
16
17
18
19
20
21
22
23
24
25
26
27
28

29 **Intra-country differences in prescription prevalence**

30
31 The prevalence of anti-asthmatic prescriptions varies dramatically in Italy, ranging from 12 to
32 26% between 12 and 26% [21, 23], and similarly in Denmark, ranging from 7.7 to 13.9%
33 between 7.7 and 13.9% [25,28].
34
35
36
37
38
39
40

41 **Meta-analysis**

42
43 The meta-analysis was performed on eight of the twelve articles (Figure 1 2). Four studies were
44 excluded because age group and source of data were not comparable with the majority of the
45 studies. Basically, the two studies regarding 15-year-olds only and the 6-14 age group [24,28] as
46 well as the two articles whose sources were family paediatricians or general practitioners [22, 30]
47 were excluded from the meta-analysis. The overall prevalence was 13.3% (95% CI 9.4-17.1%),
48 with Italian children the most exposed to anti-asthma therapy (19.0% CI 5.3-32.7%) and Dutch
49
50
51
52
53
54
55
56
57
58
59
60

1
2
3 children the least (6.2% CI 3.8-8.5%). However, after adding the four excluded articles the
4
5 overall prevalence did not change significantly.
6
7
8
9

10 **Inter-country differences between prescription prevalence (PP) and asthma prevalence**

11 **(AP) gap**

12
13 Comparison of PP prescription prevalence data with published data on AP asthma prevalence
14
15 (Figure 2) is reported in ~~The comparison~~ indicated that in Denmark, The Netherlands, Norway
16
17 and Canada AP asthma prevalence and PP prescription prevalence are comparable. In the US PP
18
19 prescription prevalence appears to be less than AP asthma prevalence, whereas in Italy PP
20
21 prescription prevalence was approximately twice that of AP asthma prevalence.
22
23
24
25
26
27
28
29
30
31

32 **DISCUSSION**

33
34 This is the first analysis specifically comparing published drug utilisation studies on anti-
35
36 asthmatic prescriptions in the outside-hospital setting in children. A limit, as underlined in a
37
38 recent review on drug utilization studies [31], is the wide variety of studies, with differences in
39
40 study type (design and method), populations (in terms of sample size and age groups), and data
41
42 collected, making comparative evaluation difficult or at best incomplete. Another limit is that
43
44 data were available for comparison between only six countries, most of which were European.
45
46 This is very important since countries with the highest asthma prevalence ($\geq 10\%$), as reported by
47
48 ISAAC [1,32], are the US, Canada, Australia, New Zealand, South America, England and
49
50 Scotland, and studies about anti-asthma drug utilization in children from these countries are
51
52 limited or lacking. However, the main limit is the lack of asthma diagnosis, which would
53
54 validate the appropriateness of anti-asthmatic utilization. In order to overcome the lack of these
55
56
57
58
59
60

1
2
3 data, we attempted to use published asthma prevalence data for comparison with drug
4
5
6 prescriptions, but the sources are different (ISAAC reported data from only three out of the six
7
8 countries analyzed) and this represents another limit.
9

12 **Inter-country quantitative differences**

13
14
15 Large differences in the anti-asthmatic prescription prevalence were found between countries.
16
17 The highest was in Italy and Canada and the lowest in The Netherlands. If for Canada the high
18
19 ranking can be justified by a high prevalence of asthma, the same is not true for Italy, where the
20
21 prescribing pattern for antibiotics shows a similar profile [31,33]. This suggests that the
22
23 differences in drug prescription rates may be attributable to different prescribing attitudes and
24
25 national drug regulatory policies more than differences in the prevalence of asthma. Moreover it
26
27 is likely that anti-asthmatics and antibiotics are both used in URTI, even if this is not the first-line
28
29 approach suggested by guidelines [3-5].
30
31
32

33 **Incongruence between PP prescription prevalence and AP asthma prevalence**

34
35
36 ~~First of all, a precise comparison between prescription prevalence and asthma prevalence is~~
37
38 ~~difficult because of the lack of a single source of worldwide asthma prevalence, gathered in~~
39
40 ~~homogenous manner.~~
41
42

43
44 ~~In Table I Figure 2 the comparison between PP prescription prevalence and AP asthma~~
45
46 ~~prevalence indicated that in Denmark, The Netherlands, Norway and in Canada AP asthma~~
47
48 ~~prevalence and PP prescription prevalence are comparable. In the US PP prescription prevalence~~
49
50 ~~appears to be less than AP asthma prevalence and in Italy PP prescription prevalence is two times~~
51
52 ~~the value of AP asthma prevalence. This comparison is only indicative, because the reported AP~~
53
54 ~~asthma prevalences are measured in >6 year old group of subjects, time in which asthma~~
55
56 ~~medication need decreases. Moreover, AP asthma prevalences were estimated, by ISAAC and the~~
57
58
59
60

1
2
3 other studies [1, 15–17] by questionnaire and data may overestimated the burden of disease. In
4
5 the case of US the subjects might be undertreated and in the case of Italy overtreated, as
6
7 suggested by the authors [22, 26]. However, even in the countries where AP asthma prevalence
8
9 and PP prescription prevalence are similar, the suggestion that anti-asthmatics are prescribed
10
11 somewhere for diseases other than asthma too is still valid because in two studies [20,25]
12
13 measured that half the subjects received only one packages of anti-asthma drugs per year,
14
15 suggestive of non-asthmatic illness. Although there were two articles reporting diagnosis of
16
17 asthma [27,29] from countries (Denmark and The Netherlands) where the prevalence of asthma is
18
19 low, the gap between PP prescription prevalence and burden of disease was large, with the
20
21 number of cases diagnosed only half the number of cases treated. Since asthma is more reliably
22
23 diagnosed in children from the age of six, the discrepancy between prescriptions and actual
24
25 disease does not necessarily suggest inadequacies of prescription, but points to anti-asthma drug
26
27 use as therapy in the youngest patients, when asthma is suspected but not diagnosed yet. This
28
29 was not confirmed by the Dutch report [29] which validated PP prescription prevalence by
30
31 asthma diagnosis: in two age ranges (<6 and ≥ 6) the gap between AP asthma prevalence
32
33 (diagnosed) and PP prescription prevalence in the youngest did not differ from the older children.

Inter-country qualitative differences

44
45 Together with anti-asthmatic prescription prevalences, some differences also emerged
46
47 in the quality of the drugs prescribed, though not all studies reported information on anti-
48
49 asthmatic distribution by class and/or drug. Asthma, by definition, involves acute attacks of
50
51 wheezing, which guidelines recommend treating with SABA and preventing with ICS, so the
52
53 percentage of patients receiving only one class of anti-asthma drugs should be minimal. The fact
54
55 that the prevalence of prescription was validated by a diagnosis of asthma in only two studies
56
57
58
59
60

1
2
3 was [28,30], and only four studies reported the percentage of children receiving more than one
4 anti-asthma drug class made it difficult to evaluate adherence to guidelines. However, the
5 percentages of patients receiving polytherapy (more than one class of anti-asthmatics) were 52%
6 for Canada [26], 44% for Italy [21], 39% for The Netherlands [28] and 26% for Denmark [25],
7 suggesting either lack of illness or, possibly, underuse of ICS for prevention/maintenance
8 therapy, as underlined in the US study [27]. This is also partly highlighted by the differences in
9 the ICS/SABA ratios, which range from 0.35 in Denmark [25] to 0.84 in The Netherlands [30].
10 While in the US the low ICS prescription prevalence (low ICS/SABA) might be explained by the
11 higher rate of montelukast prescription [27], in other countries the low ICS/SABA ratio might
12 suggest that, besides the cases in which SABA are used as therapy in the youngest patients, who
13 are not yet easy to diagnose, the prescribing attitude is not only quantitatively but also
14 qualitatively different.
15
16
17
18
19
20
21
22
23
24
25
26
27
28
29
30

31 Only in the US study montelukast was prescribed more than ICS. A detailed comparison of the
32 most prescribed anti-asthma drugs was possible only between the US, Canada and Italy (see
33 Table 2), and even then the observation periods are different. Montelukast entered the market in
34 1998 and since data collection for the Canadian study was done shortly thereafter, the difference
35 found may not reflect an actual difference, but may be due to the fact that for new drugs
36 prescribing patterns tend to take a year or so to penetrate the market, especially in an area such as
37 asthma where there are many existing, effective agents already approved.
38
39
40
41
42
43
44
45
46
47
48
49
50

51 **Intra-country differences in prescription prevalence**

52 The prevalence of anti-asthmatic prescriptions varies dramatically in Italy, ranging from 12 to
53 26% [21, 23] and similarly in Denmark ranging from 7.7 to 13.9% [25,28]. The reason for this
54 diversity in the two Italian articles might be the different geographic setting: a single Local
55
56
57
58
59
60

1
2
3 Health Unit versus the multiregional setting. The different prevalences in the two Danish articles
4
5 might be due to the age group difference: the lower prescription prevalence study regarded 6-14
6
7 year olds, an age group in which asthma is theoretically better diagnosed and treated; in the
8
9 higher prevalence study preschoolers were included, an age in which occasional wheezers are
10
11 still in high percentage.
12
13
14
15
16
17
18
19

20 **Incongruence between PP prescription prevalence and AP asthma prevalence**

21
22 First of all, a precise comparison between prescription prevalence and asthma prevalence is
23
24 difficult because of the lack of a single source of worldwide asthma prevalence, gathered in a
25
26 homogenous manner.
27
28

29 In Table I Figure 2 the comparison between PP prescription prevalence and AP asthma
30
31 prevalence indicated that in Denmark, The Netherlands, Norway and in Canada asthma
32
33 prevalence and prescription prevalence are comparable. In the US, PP prescription prevalence
34
35 appears to be less than AP asthma prevalence and in Italy PP prescription prevalence is twice the
36
37 value of AP asthma prevalence. This comparison is only indicative, because the reported AP
38
39 asthma prevalence are measured in >6 year old group of subjects, a time in which the need for
40
41 asthma medication decreases. Moreover, AP asthma prevalences were estimated, by ISAAC and
42
43 the other studies [1, 13-15], by questionnaire and data may overestimate the burden of disease. In
44
45 the case of US the subjects might be undertreated and in the case of Italy overtreated, as
46
47 suggested by the authors [23, 27]. However, even in the countries in which asthma and
48
49 prescription prevalence are similar, the possibility that anti-asthmatics are prescribed for diseases
50
51 other than asthma as well is still valid because two studies [21,26] found that half the subjects
52
53 received only one package of anti-asthma drugs per year, suggestive of non-asthmatic illness.
54
55
56
57
58
59
60

1
2
3 Although there were two articles reporting diagnosis of asthma [28,30] from countries (Denmark
4 and The Netherlands) where the prevalence of asthma is low, the gap between PP prescription
5 prevalence and burden of disease was large, with the number of cases diagnosed only half the
6 number of cases treated. Although the two articles reporting diagnosis of asthma [28,30] were
7 from countries (Denmark and The Netherlands) in which the prevalence of asthma is low, the gap
8 between prescription prevalence and burden of disease was large, with a number of treated twice
9 the number of diagnosed cases. Since asthma is more reliably diagnosed in children from the age
10 of six, the discrepancy between prescriptions and actual disease does not necessarily suggest
11 inadequacies in prescription, but points to anti-asthma drug use as therapy in the youngest
12 patients, when asthma is suspected but not diagnosed yet. This was not confirmed by the Dutch
13 report [30] which validated PP prescription prevalence by asthma diagnosis: in two age ranges (
14 <6 and ≥ 6) the gap between AP asthma prevalence (diagnosed) and PP prescription prevalence in
15 the youngest did not differ from the older children.
16
17
18
19
20
21
22
23
24
25
26
27
28
29
30
31
32
33
34
35

36 In this analysis two inadequacies in asthma treatment are suggested, the first regarding the sub-
37 optimal prescription of ICS to asthma patients for prevention or maintenance, and the second
38 regarding the prescription of asthma medications to non-asthmatic subjects. For confirmation, the
39 availability of more homogenous studies is needed. Knowledge of the anti-asthmatic prescribing
40 patterns of primary care physicians in the paediatric population is extremely important, since
41 children are a prime target for inadequate prescription. The guidelines alone are not enough to
42 ensure correct use of anti-asthmatics, since physician adherence and compliance to guidelines is
43 not obvious or common. Another widely debated topic related to compliance with asthma
44 treatments is the education of asthmatic children and their carers. A recent meta-analysis [34] of
45 US studies confirms a reduction in hospitalization when children are educated about their disease,
46
47
48
49
50
51
52
53
54
55
56
57
58
59
60

1
2
3 including ~~to practice sport~~ sports practice, under preventive therapy, even if a diagnosis of asthma
4
5 has been made.
6

7
8 In conclusion, this is the first analysis specifically comparing drug utilisation studies on anti-
9
10 asthmatic prescriptions in children outside the hospital setting. Despite the availability of data on
11
12 the patterns of medication use in only six countries and the heterogeneity of the included studies,
13
14 concordance with a divergence from community-based prevalences of asthma and symptoms
15
16 might indicate different health beliefs among doctors and patients. Multinational collaborative
17
18 pharmacoepidemiological studies aimed at collecting valid and comparable data are required,
19
20 especially in those areas indicated by ISAAC as having a very high prevalence of asthma. These
21
22 studies would be validated by diagnosis and outcome measures (e.g. number of emergency visits
23
24 to the physician's office or emergency centers, or hospitalizations) and quality of life measures(
25
26 e.g. number of exacerbations and days of school missed per year, presence of daily or nightly
27
28 cough or wheeze, presence of cough or wheeze with exercise).
29
30
31
32
33
34
35
36
37
38
39

40 **Competing interests**

41 None declared.
42
43
44
45
46

47 **Legends**

48
49 **Figure 1.** Flowchart of the bibliographic search
50
51

52 **Table 1.** Anti-asthmatic prescriptions in children and adolescents (≤ 19 years)
53

54 **Table 2.** The first seven anti-asthmatic drugs prescribed to Italian, American and Canadian
55 children and adolescents (~~(% of all prescribed anti-asthmatic drugs)~~ (% of treated subjects)
56
57

58 **Figure 1. 2.** Prevalence (%) of anti-asthmatic prescriptions in children and adolescents
59
60

Abbreviations

URTI: Upper respiratory tract infection

ICS: Inhaled corticosteroid

SABA: Short-acting β -agonist

LABA: Long-acting β -agonist

LTRA: Leukotriene receptor antagonist

MDI/PDI: Metered dose inhaler/powder dose inhaler

PP: Prescription Prevalence

AP: Asthma Prevalence

Acknowledgments

The authors are grateful to Dr. Marco Sequi for help in statistical analysis.

Dr. Antonio Clavenna holds an educational fellowship granted by Boehringer Ingelheim Italia.

References

1. Asher MI, Montefort S, Bjorksten B, Lai CK, Strachan DP, Weiland SK, Williams H (2006) Worldwide time trends in the prevalence of symptoms of asthma, allergic rhinoconjunctivitis, and eczema in childhood: ISAAC Phases One and Three repeat multicountry cross-sectional surveys. *Lancet* 368:733-43.
2. WHO Global Burden Disease (2004) http://www.who.int/healthinfo/global_burden_disease/2004_report_update/en/index.html. Accessed 10 June 2009
3. Guidelines for the Diagnosis and Management of Asthma (EPR-3) (2007) <http://www.nhlbi.nih.gov/guidelines/asthma/asthgdln.pdf> Accessed 25 June 2009
4. British Guideline on the Management of Asthma BTS/SIGN (2008). <http://www.brit-thoracic.org.uk/Portals/0/Clinical%20Information/Asthma/Guidelines/sign101%20revised%20June%2009.pdf> Accessed 25 July 2009

- 1
2
3 5. Global Strategy for Asthma Management and Prevention (2008)
4 <http://www.ginasthma.com/GuidelinesResources.asp?l1=2&l2=0> Accessed 15 Jan 2010
- 6
7 6. Cloutier MM, Wakefield DB, Sangeloty-Higgins P, Delaronde S, Hall CB (2006) Asthma
8 guideline use by pediatricians in private practice and asthma morbidity. *Pediatrics* 118:1880-
9 7.
- 11 7. Maziak W, von ME, Beimfohr C, Hirsch T, Leupold W, Keil U, Weiland SK (2002) The
12 management of childhood asthma in the community. *Eur Respir J* 20:1476-82.
- 14 8. Clavenna A, Rossi E, Berti A, Pedrazzi G, De RM, Bonati M (2003) Inappropriate use of anti-
15 asthmatic drugs in the Italian paediatric population. *Eur J Clin Pharmacol* 59:565-9.
- 17 9. de Vries TW, Tobi H, Schirm E, van den BP, Duiverman EJ, de Jong-van den Berg LT (2006)
18 The gap between evidence-based medicine and daily practice in the management of
19 paediatric asthma. A pharmacy-based population study from The Netherlands. *Eur J Clin*
20 *Pharmacol* 62:51-5.
- 22 10. Furu K, Skurtveit S, Langhammer A, Nafstad P (2007) Use of anti-asthmatic medications as a
23 proxy for prevalence of asthma in children and adolescents in Norway: a nationwide
24 prescription database analysis. *Eur J Clin Pharmacol* 63:693-8.
- 26 11. Smith LA, Bokhour B, Hohman KH, Miroshnik I, Kleinman KP, Cohn E, Cortés DE,
27 Galbraith A, Rand C, Lieu TA (2008) Modifiable risk factors for suboptimal control and
28 controller medication underuse among children with asthma. *Pediatrics* 122:760-9.
- 30 12. Stempel DA, McLaughlin TP, Stanford RH, Fuhlbrigge AL (2005) Patterns of asthma
31 control: a 3-year analysis of patient claims. *J Allergy Clin Immunol* 115:935-9.
- 33 13. Scholtens S, Wijga AH, Seidell JC, Brunekreef B, de Jongste JC, Gehring U, Postma DS,
34 Kerkhof M, Smit HA (2009) Overweight and changes in weight status during childhood in
35 relation to asthma symptoms at 8 years of age. *J Allergy Clin Immunol*. 123:1312-8.
- 37 14. Thomsen SF, Ulrik CS, Larsen K, Backer V (2004) Change in prevalence of asthma in
38 Danish children and adolescents. *Ann Allergy Asthma Immunol* 92:506-11.
- 40 15. Selnes A, Odland JO, Bolle R, Holt J, Dotterud LK, Lund E (2001) Asthma and allergy in
41 Russian and Norwegian schoolchildren: results from two questionnaire-based studies in the Kola
42 Peninsula, Russia, and northern Norway. *Allergy*. 56:344-8.
- 44 16. Impicciatore P, Choonara I, Clarkson A, Provasi D, Pandolfini C, Bonati M (2001) Incidence
45 of adverse drug reactions in paediatric in/out-patients: a systematic review and meta-
46 analysis of prospective studies. *Br J Clin Pharmacol* 52:77-83.
- 48 17. Berkey CS, Hoaglin DC, Mosteller F, Colditz GA (1995) A random-effects regression model
49 for meta-analysis. *Stat Med* 14:395-411.
- 51
52
53
54
55
56
57
58
59
60

18. Kozyrskyj AL, Mustard CA, Becker AB (2004) Identifying children with persistent asthma from health care administrative records. *Can Respir J* 11:141-5.
19. Vegni FE, Wilkinson P (2006) Patterns of respiratory drug use in the Lombardy region of Italy, 1995-1997. *Eur J Epidemiol* 21:537-44.
20. Wang LY, Zhong Y, Wheeler L (2006) Asthma medication use in school-aged children. *J Asthma* 43:495-9.
21. Bianchi M, Clavenna A, Labate L, Bortolotti A, Fortino I, Merlino L, Locatelli GW, Giuliani G, Bonati M (2009) Anti-asthmatic drug prescriptions to an Italian paediatric population. *Pediatr Allergy Immunol* 20:585-591.
22. Cazzato T, Pandolfini C, Campi R, Bonati M (2001) Drug prescribing in out-patient children in Southern Italy. *Eur J Clin Pharmacol* 57:611-6.
23. Clavenna A, Berti A, Gualandi L, Rossi E, De RM, Bonati M (2009) Drug utilisation profile in the Italian paediatric population. *Eur J Pediatr* 168:173-80.
24. Furu K, Skurtveit S, Rosvold EO (2005) [Self-reported medical drug use among 15-16 year-old adolescents in Norway]. *Tidsskr Nor Laegeforen* 125:2759-61.
25. Ingvarsdén BK, Kampmann JM, Laursen LC, Johansen HL (2000) [Utilization of anti-asthmatic drugs among Danish children in 1998]. *Ugeskr Laeger* 162:6062-5.
26. Khaled LA, Ahmad F, Brogan T, Fearnley J, Graham J, MacLeod S, McCormick J (2003) Prescription medicine use by one million Canadian children. *Pediatrics Child Health* 8[Suppl A], 6A-56A.
27. Korelitz JJ, Zito JM, Gavin NI, Masters MN, McNally D, Irwin DE, Kelleher K, Bethel J, Xu Y, Rubin J, Mattison DR (2008) Asthma-related medication use among children in the United States. *Ann Allergy Asthma Immunol* 100:222-9.
28. Moth G, Vedsted P, Schiøtz P (2007) Identification of asthmatic children using prescription data and diagnosis. *Eur J Clin Pharmacol* 63:605-11.
29. Schirm E, Tobi H, Gebben H, de Jong-van den Berg LT (2002) Anti-asthmatic drugs and dosage forms in children: a cross-sectional study. *Pharm World Sci* 24:162-5.
30. Zuidgeest MG, van Dijk L, Smit HA, van der Wouden JC, Brunekreef B, Leufkens HG, Bracke M (2008) Prescription of respiratory medication without an asthma diagnosis in children: a population based study. *BMC Health Serv Res* 8:16.
31. Clavenna A and Bonati M (2009) Drug prescriptions to outpatient children: a review of the literature. *Eur J Clin Pharmacol* 65:749.

- 1
2
3 32. Masoli M, Fabian D, Holt S, Beasley R (2004) The global burden of asthma: executive
4 summary of the GINA Dissemination Committee report. *Allergy* 59:469-78.
5
6
7 33. Rossignoli A, Clavenna A, Bonati M (2007) Antibiotic prescription and prevalence rate in
8 the outpatient paediatric population: analysis of surveys published during 2000-2005. *Eur J Clin*
9 *Pharmacol* 63:1099-106
10
11 34. Coffman JM, Cabana MD, Halpin HA, Yelin EH (2008) Effects of asthma education on
12 children's use of acute care services: a meta-analysis. *Pediatrics* 121:575-86.
13
14
15
16
17
18
19
20
21
22
23
24
25
26
27
28
29
30
31
32
33
34
35
36
37
38
39
40
41
42
43
44
45
46
47
48
49
50
51
52
53
54
55
56
57
58
59
60

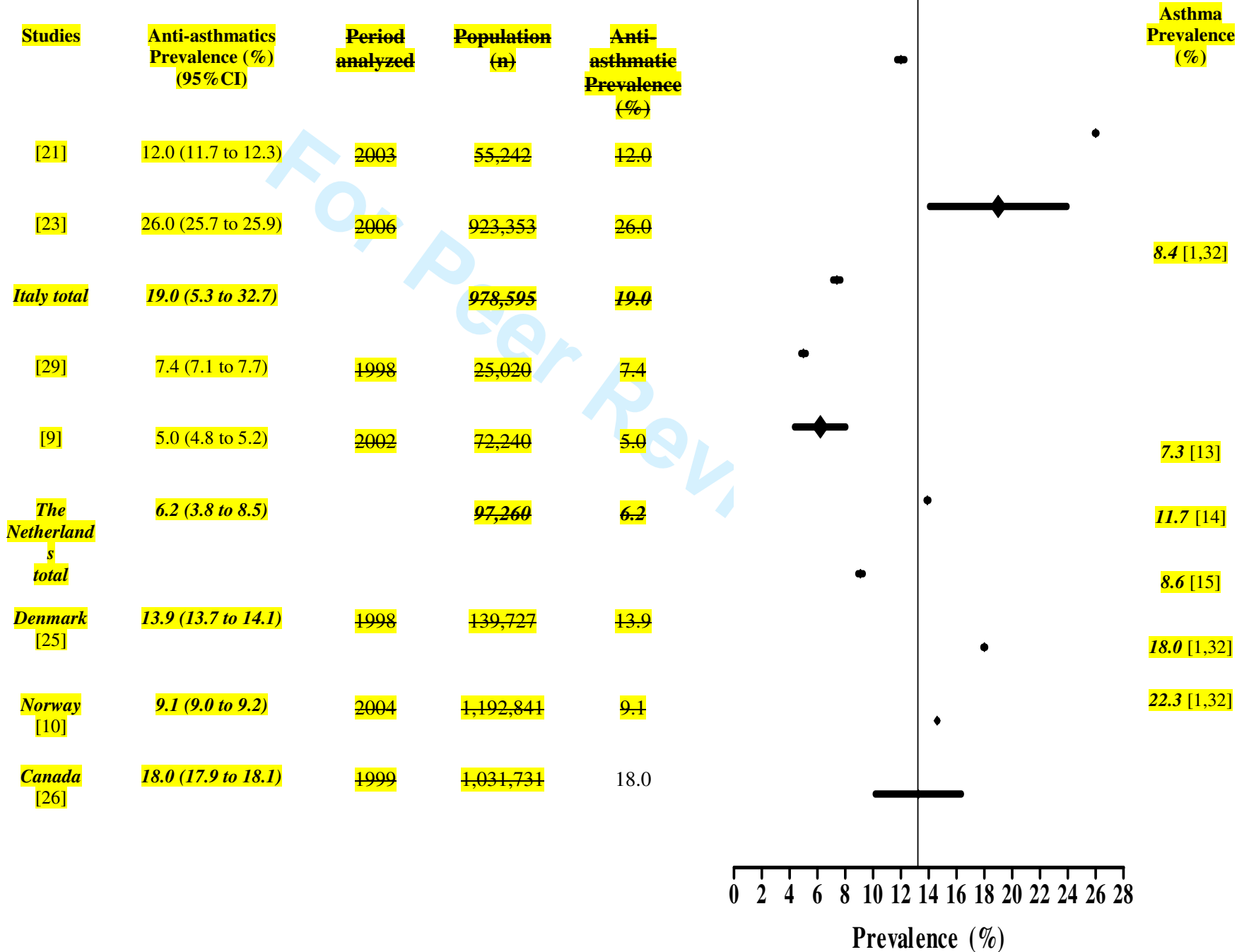
For Peer Review

Table 1. Anti-asthmatic prescriptions in children and adolescents (≤ 19 years)

Reference	Reference	Period analyzed	Country	Population (n)	Age (years)	Source of prescription data ^a	Classes of prescription drugs analyzed	Anti-asthmatic Prescription Prevalence (PP) (%)	Asthma Prevalence (AP) (%)
Cazzato (21)	[22] ^b	1998	Italy	6,417	≤ 12	Family paediatricians	all	20.7	8.4*
Bianchi (20)	[21]	2003	Italy	55,242	≤ 17	Regional prescription DB	anti-asthmatic	12.0	
Clavenna (22)	[23] ^b	2006	Italy	923,353	≤ 14	Multiregional prescription DB	all	26.0	
Schirm (28)	[29] ^b	1998	The Netherlands	25,020	≤ 16	Pharmacy dispensing DB	all	7.4	7.3 (15)
Zuidgeest (29)	[30]	2001	The Netherlands	74,580	≤ 17	General practitioners	anti-asthmatic	7.5	
De Vries (11)	[9]	2002	The Netherlands	72,240	≤ 14	Pharmacy dispensing DB	anti-asthmatic	5.0	
Ingvarsdén (24)	[25]	1998	Denmark	139,727	≤ 15	National prescription DB	anti-asthmatic	13.9	11.7 (16)
Moth (27)	[28]	2002	Denmark	125,907	6-14	Regional prescription DB	anti-asthmatic	7.7	
Furu (23)	[24] ^b	2000-2002	Norway	11,708	15	National prescription DB	all	6.5	8.6 (17)
Furu (12)	[10]	2004	Norway	1,192,841	≤ 19	National prescription DB	anti-asthmatic	9.1	
Khaled (25)	[26] ^b	1999	Canada	1,031,731	≤ 17	Insurance plans DB	all	18.0	18*
Korelitz (26)	[27]	2004-2005	USA	4,259,103	≤ 17	Insurance plans DB	anti-asthmatic	14.6	22.3*

*ISAAC(1,31) — ^aDB database ^ball drug categories evaluated

Figure 1.2. Prevalence (%) of anti-asthmatic prescriptions in children and a



1
2
3
4
5
6
7
8
9
10
11
12
13
14
15
16
17
18
19
20
21
22
23
24
25
26
27
28
29
30
31
32
33
34
35
36
37
38
39
40
41
42
43
44
45
46
47
48
49

<i>US</i> [27]	<i>14.6 (14.6 to 14.6)</i>	2004-2005	<i>4,259,103</i>	14.6	14.6-14.6
<i>overall</i>	<i>13.3(9.4-17.1)</i>		<i>7,699,257</i>	<i>13.3</i>	<i>9.4-17.1</i>

For Peer Review

Table II. The first seven anti-asthmatic drugs prescribed to Italian, American and Canadian children and adolescents (% of treated subjects) (% of all prescribed anti-asthmatic drugs)

Canada 1999#	Italy 2003#	USA 2005#
Salbutamol (71)	Beclomethasone (57)	Salbutamol (49)
Fluticasone (45)	Salbutamol (33)	Montelukast (22)
Budesonide (14)	Flunisolide (17)	Budesonide (10)
Beclomethasone (14)	Budesonide (15)	Levalbuterol (10)
Terbutaline (8)	Fluticasone (12)	Fluticasone+salmeterol (9)
Montelukast (5)	Salbutamol in combination(5)	Fluticasone (7)
Sodium cromoglycate(2)	Montelukast (3)	Pirbuterol(1)

The sum exceed ~~Total is more than~~ 100 because of ~~polytherapy~~ some children were prescribed more than one drug.
#observation period