



**HAL**  
open science

## Inter-country variations in anti-asthmatic drug prescriptions for children. Systematic review of studies published during the 2000-2009 period

Marina Bianchi, Antonio Clavenna, Maurizio Bonati

► **To cite this version:**

Marina Bianchi, Antonio Clavenna, Maurizio Bonati. Inter-country variations in anti-asthmatic drug prescriptions for children. Systematic review of studies published during the 2000-2009 period. *European Journal of Clinical Pharmacology*, 2010, 66 (9), pp.929-936. 10.1007/s00228-010-0845-y . hal-00599220

**HAL Id: hal-00599220**

**<https://hal.science/hal-00599220>**

Submitted on 9 Jun 2011

**HAL** is a multi-disciplinary open access archive for the deposit and dissemination of scientific research documents, whether they are published or not. The documents may come from teaching and research institutions in France or abroad, or from public or private research centers.

L'archive ouverte pluridisciplinaire **HAL**, est destinée au dépôt et à la diffusion de documents scientifiques de niveau recherche, publiés ou non, émanant des établissements d'enseignement et de recherche français ou étrangers, des laboratoires publics ou privés.



**Inter-country variations in anti-asthmatic drug prescriptions for children. Systematic review of studies published during the 2000-2009 period**

Journal:	<i>European Journal of Clinical Pharmacology</i>
Manuscript ID:	EJCP-2010-0041.R1
Type of submission:	Original
Date Submitted by the Author:	02-Apr-2010
Complete List of Authors:	Bianchi, Marina; Mario Negri Pharmacological Research Institute, Laboratory for Mother and Child Health Clavenna, Antonio; Mario Negri Pharmacological Research Institute, Laboratory for Mother and Child Health Bonati, Maurizio; Mario Negri Pharmacological Research Institute, Laboratory for Mother and Child Health

1  
2  
3 *Inter-country variations in anti-asthmatic drug prescriptions for children. Systematic review of*  
4 *studies published during the 2000-2009 period*  
5  
6  
7  
8  
9  
10

11  
12 Marina Bianchi, MD, Antonio Clavenna, MD and Maurizio Bonati, MD

13 *Laboratory for Mother and Child Health, Department of Public Health, Mario Negri*

14  
15 *Pharmacological Research Institute, via G. La Masa 19, 20156, Milan, Italy*  
16  
17  
18  
19  
20  
21  
22  
23  
24  
25  
26

27 Corresponding author:

28  
29 Marina Bianchi, MD

30  
31 Laboratory for Mother and Child Health

32  
33 Department of Public Health

34  
35 Mario Negri Pharmacological Research Institute

36  
37 via G. La Masa 19

38  
39 20156, Milan, Italy

40  
41 Telephone: 39-02-39014247

42  
43 Fax: 39-02-3550924

44  
45 E-mail: [marina.bianchi@marionegri.it](mailto:marina.bianchi@marionegri.it)  
46  
47  
48  
49

50 **KEYWORDS:** pharmacoepidemiology, drug utilization studies, anti-asthmatics, childhood

51  
52 asthma  
53  
54  
55  
56  
57  
58  
59  
60

## SUMMARY

**OBJECTIVE** Objective of this study is to analyse inter- and intra-country quantitative and qualitative differences in anti-asthmatic prescriptions to children and adolescents.

**METHODS** A literature search was done in EMBASE and MEDLINE to identify pharmaco-epidemiological studies published from January 1, 2000 to December 31, 2008, in which anti-asthmatic prescription prevalence in out-hospital children was measured. A meta-analytic weighted average and 95% CIs of prescription prevalences were calculated using a random effect model. Comparison of inter- and intra-country quantitative and, where possible, qualitative prescribing patterns was assessed.

**RESULTS** Twelve studies were found (ten from Europe, one from Canada and one from USA), but epidemiological indicators varied widely and only eight were suitable for meta-analysis. These revealed inter-country quantitative differences in prevalence in the overall population  $\leq 19$  years: Italy (19.0%), Canada (18.0%), USA (14.6%), Denmark (13.9%), Norway (9.1%), the Netherlands (6.2%). The overall prevalence was 13.3%. Qualitative inter-country differences: except for Italy, inhalatory short-acting  $\beta$ -agonists (SABA) were the most prescribed, followed by inhalatory corticosteroids (ICS).

**CONCLUSIONS** This first overall analysis of anti-asthmatic utilization studies in out-of-hospital children indicates a wide variability of anti-asthmatic prescription prevalence. Furthermore, epidemiological evaluations should be improved by using homogeneous indicators and, in order to validate the use of anti-asthmatic prescription as a proxy of disease, the diagnosis of asthma should accompany the data of prescriptions within the same population.

## INTRODUCTION

Asthma is the most common chronic childhood illness with a worldwide prevalence ranging between 1.5% and 32.6% in 2002 [1]. According to the global burden of disease from the 2004 WHO Health Report, in the under-14 population asthma accounted for 9.5% (in the US) and 8% (in Europe) of total disability-adjusted life-years (DALY) lost per 1000 [2]. Since asthma is a chronic disease, anti-asthmatic prescriptions should represent a proxy for asthma prevalence and a tool for analyses of therapeutic appropriateness. This, however, is not true as it is for other chronic diseases, because a gap exists between prescription rates and prevalence of disease. The reasons are both over-use and under-use of anti-asthmatics, in particular inhalatory corticosteroids (ICS). International guidelines recommend ICS for long-term control of persistent asthma for all degrees of severity, and inhalatory short-acting  $\beta$ -agonists (SABA), such as salbutamol, as first choice in an acute attack [3-5]. Although adherence to guidelines reduces the number of outpatient and emergency department visits [6], guidelines are far from routinely applied in clinical practice [7-10]. In paediatric practice, the main inadequacy seems to be the use of ICS: over-prescribed in upper respiratory tract infections (URTI) and not prescribed enough for prevention or maintenance therapy between acute attacks in asthmatic children and adults [11,12]. On the other hand, the prescription of SABA for an URTI episode in the youngest patient, which is difficult to diagnose, would differentiate cases in which an asthma attack is triggered by a viral infection from non-asthmatic cases, because only in the first case would therapy be efficacious.

In order to assess the extent of anti-asthmatic prescriptions in children we reviewed drug utilisation studies, evaluating anti-asthmatic drug paediatric consumption data in the community setting from studies published between January 1, 2000 and December 31, 2008 and comparing inter- and intra-country anti-asthmatic prescribing patterns. The quantitative and qualitative

1  
2  
3 analysis of prescribing patterns and the degree of adherence to guidelines would serve to identify  
4  
5 areas in need of educational interventions to improve appropriateness of asthma therapies for  
6  
7 children.  
8  
9  
10  
11  
12  
13  
14  
15  
16  
17  
18  
19  
20  
21  
22  
23  
24  
25  
26  
27  
28  
29  
30  
31  
32  
33  
34  
35  
36  
37  
38  
39  
40  
41  
42  
43  
44  
45  
46  
47  
48  
49  
50  
51  
52  
53  
54  
55  
56  
57  
58  
59  
60

For Peer Review

## METHODS

### Search strategy to identify studies

A literature search was done in June 2009 in the MEDLINE and EMBASE databases for all studies with original data concerning the pharmaco-epidemiological evaluation of anti-asthmatic drug prescriptions in outside-hospital communities, published between January 1, 2000 and December 31, 2008 (Figure 1). In order to analyze a comparable observation period, studies collecting data during or before 1998 were excluded.

The MeSH search terms and additional keywords used in the search strategy were: drug utilisation/drug prescriptions/pharmacoepidemiology; child/infant/adolescent; anti-asthmatic agents/asthma. Manual searches for the bibliographies of retrieved articles were used to identify additional pertinent studies. Books and proceedings from meetings and congresses were not considered. The references retrieved were collected using the software program Reference Manager, version 11 (Institute for Scientific Information, Berkeley, California). Only studies evaluating anti-asthmatic drug prescriptions in children in the general population outside the hospital setting were included. Studies focusing on asthmatic child populations only or on one anti-asthmatic class or drug only were excluded. Prevalence (number of children and adolescents who received at least one anti-asthmatic drug prescription per 100 individuals in the population) was used as the indicator. Prevalences were obtained from studies evaluating exclusively anti-asthmatic prescriptions and from studies evaluating all drug classes, including anti-asthmatics. A qualitative, inter-country prescription analysis was performed by comparing, where it was possible, the percentages of utilization of the main classes of anti-asthmatics, including ICS, SABA, Long-Acting  $\beta$ -Agonist (LABA) and Leukotriene Receptor Antagonist (LTRA).

### **Anti-asthmatic prescription prevalence and asthma prevalence**

Prevalences of antiasthmatic prescriptions obtained from identified studies were compared to asthma prevalences determined worldwide by The International Study of Asthma and Allergy in Childhood (ISAAC) [1]. Since ISAAC data were not available for Denmark, The Netherlands or Norway, a search of studies estimating asthma prevalence in these countries was performed [13-15] using MEDLINE and EMBASE.

### **Meta-analysis**

The meta-analysis took into account only studies comparable for two indicators: source of data and age range. Thus, inclusion criteria for meta-analysis were age range covering both preschoolers and adolescents (from 0 to 14-19); regional, multiregional, national or pharmacy dispensing and insurance plan database as source of prescription data. Exclusion criteria were the smaller age range groups and family paediatrician or general practitioner as source of prescription.

The meta-analytic weighted average and 95% CIs of prescription prevalences were calculated using a random effect model to take into account of the heterogeneity of the various studies [16,17].



## RESULTS

A total of 189 articles were retrieved from the literature databases, 86 from EMBASE, 83 from Medline, and 20 from both. 176 were excluded mainly because they focused on one class or drug only (30%), evaluated the impact of an educational intervention (30%), or analyzed risk factors for asthma, from socioeconomic indicators to therapy exposure, immunization, etc (30%). Three further studies were excluded because they analysed data collected before 1998 [18-20]. Only ten articles met inclusion criteria (6%). After identification of two additional studies through a manual reference search (they were not retrieved using the database search because not indexed with “anti-asthmatic agents” or “asthma” as a keyword), twelve pharmaco-epidemiological studies [9,10,21-30] met the inclusion criteria (Figure 1). The studies were carried out from 1998 to 2006 in six countries: Italy and The Netherlands (three studies each), Denmark and Norway (two studies each), Canada and US (one each) (Table 1). There were substantial differences between studies with regard to sample size (from a minimum of 6,417 to a maximum of 4,259,103 subjects), source of prescription data, and age classes considered. The data sources were mainly regional/multiregional/national prescription databases taking part in periodical health care monitoring systems (six articles), followed by health insurance databases or pharmacy dispensing databases (two articles each) and family paediatricians or general practitioners (two articles). Regarding age, ten involved both preschool and school-aged children; one 15-year-olds only and one the 6-14 age range group. Seven of the surveys evaluated only anti-asthmatics, and five covered all drug categories. Prescribed anti-asthmatic prevalence ranged from 5 to 26% without any relationship with the observational period or with drug class analyzed.

Quantitative differences in anti-asthmatic use emerged among the six countries considered (Table 1). In general, two prescribing patterns could be identified, with some countries having

1  
2  
3 high anti-asthmatic prescribing levels (Italy,US and Canada) and others low levels (Norway and  
4 The Netherlands). Eight out of twelve studies indicated that boys received more anti-asthmatic  
5 drug prescriptions than girls and two articles [10,26] reported that, after age 15, an opposite  
6 pattern appeared, with girls receiving more prescriptions than boys. The prescription prevalence  
7 by age, reported by the majority of the studies, decreased from one-year-old infants to  
8 adolescence. One article reported an increase from 0-2 year old to six year old children and then a  
9 decrease from six to adolescence [28], and two report the highest prevalence of prescriptions  
10 between ages 1 and 4 [21,23].  
11  
12  
13  
14  
15  
16  
17  
18  
19  
20  
21  
22  
23  
24  
25

### 26 **Inter-country differences in anti-asthmatic treatment choices**

27  
28 Data concerning the distribution of prescriptions by anti-asthmatic classes were reported for  
29 all countries. In Italy ICS are the most prescribed class and covered 60% of anti-asthmatic  
30 prescriptions and 86% of the subjects treated, while SABA were the most prescribed in the other  
31 countries, covering from 58% (USA) to 93% (Denmark) of anti-asthmatic users. The percentage  
32 of ICS users varied from 25% (USA) to 67% (the Netherlands). Differences were found in the  
33 ICS/SABA ratio. These ranged from 0.35 in Denmark [25] to 0.84 in The Netherlands [30].  
34  
35  
36  
37  
38  
39  
40  
41

42 Three countries reported the most frequently prescribed anti-asthmatic drugs as follows:  
43 beclomethasone and salbutamol in Italy [21,22], salbutamol and fluticasone in Canada [26],  
44 salbutamol and montelukast in the US [27]. In Italy, beclomethasone and salbutamol are both  
45 prescribed mainly as nebulised suspension [21]. Table 2 compares Italy, US and Canada,  
46 showing the seven most frequently prescribed anti-asthmatics and showing that montelukast use  
47 makes an important inter-country distinction. Four articles compared monotherapy and  
48 polytherapy. The proportions of patients receiving more than one class of anti-asthmatic drugs  
49  
50  
51  
52  
53  
54  
55  
56  
57  
58  
59  
60

1  
2  
3 were 52% for Canada [26], 44% for Italy [20], 39% for The Netherlands [28] and 26% for  
4  
5 Denmark [25]. Only two countries reported distribution, analyzing the number of packages of  
6  
7 anti-asthmatic drugs prescribed during the period studied: only 29% of Italian [21] and 26% of  
8  
9 Dutch [30] subjects received three or more packages. Four articles [21,26,27,30] reported similar  
10  
11 percentages for oral steroids, from 4.0% to 4.7%. In only two articles the prevalence of anti-  
12  
13 asthmatic prescription was checked against the diagnosis of asthma [28,30], and in both it was  
14  
15 double.  
16  
17  
18  
19  
20  
21

### 22 **Intra-country differences in prescription prevalence**

23  
24 The prevalence of anti-asthmatic prescriptions varies dramatically in Italy, ranging from 12 to  
25  
26 26% [21, 23], and similarly in Denmark, ranging from 7.7 to 13.9% [25,28].  
27  
28  
29  
30  
31

### 32 **Meta-analysis**

33  
34 The meta-analysis was performed on eight of the twelve articles ( Figure 2). Four studies were  
35  
36 excluded because age group and source of data were not comparable with the majority of the  
37  
38 studies. Basically, the two studies regarding 15-year-olds only and the 6-14 age group [24,28] as  
39  
40 well as the two articles whose sources were family paediatricians or general practitioners [22, 30]  
41  
42 were excluded from the meta-analysis. The overall prevalence was 13.3% (95% CI 9.4-17.1%),  
43  
44 with Italian children the most exposed to anti-asthma therapy (19.0% CI 5.3-32.7%) and Dutch  
45  
46 children the least (6.2% CI 3.8-8.5%). However, after adding the four excluded articles the  
47  
48 overall prevalence did not change significantly.  
49  
50  
51  
52  
53  
54

### 55 **Inter-country differences between prescription prevalence and asthma prevalence gap**

56  
57  
58  
59  
60

1  
2  
3 Comparison of prescription prevalence data with published data on asthma prevalence (Figure 2)  
4  
5 indicated that in Denmark, The Netherlands, Norway and Canada asthma prevalence and  
6  
7 prescription prevalence are comparable. In the US prescription prevalence appears to be less than  
8  
9 asthma prevalence, whereas in Italy prescription prevalence was approximately twice that of  
10  
11 asthma prevalence.  
12  
13  
14  
15  
16

## 17 **DISCUSSION**

18  
19 This is the first analysis specifically comparing published drug utilisation studies on anti-  
20  
21 asthmatic prescriptions in the outside-hospital setting in children. A limit, as underlined in a  
22  
23 recent review on drug utilization studies [31], is the wide variety of studies, with differences in  
24  
25 study type (design and method), populations (in terms of sample size and age groups), and data  
26  
27 collected, making comparative evaluation difficult or at best incomplete. Another limit is that  
28  
29 data were available for comparison between only six countries, most of which were European.  
30  
31 This is very important since countries with the highest asthma prevalence ( $\geq 10\%$ ), as reported by  
32  
33 ISAAC [1,32], are the US, Canada, Australia, New Zealand, South America, England and  
34  
35 Scotland, and studies about anti-asthma drug utilization in children from these countries are  
36  
37 limited or lacking. However, the main limit is the lack of asthma diagnosis, which would  
38  
39 validate the appropriateness of anti-asthmatic utilization. In order to overcome the lack of these  
40  
41 data, we attempted to use published asthma prevalence data for comparison with drug  
42  
43 prescriptions, but the sources are different (ISAAC reported data from only three out of the six  
44  
45 countries analyzed) and this represents another limit.  
46  
47  
48  
49  
50  
51  
52  
53  
54

## 55 **Inter-country quantitative differences**

56  
57  
58  
59  
60

1  
2  
3 Large differences in the anti-asthmatic prescription prevalence were found between countries.  
4  
5 The highest was in Italy and Canada and the lowest in The Netherlands. If for Canada the high  
6  
7 ranking can be justified by a high prevalence of asthma, the same is not true for Italy, where the  
8  
9 prescribing pattern for antibiotics shows a similar profile [31,33]. This suggests that the  
10  
11 differences in drug prescription rates may be attributable to different prescribing attitudes and  
12  
13 national drug regulatory policies more than differences in the prevalence of asthma. Moreover it  
14  
15 is likely that anti-asthmatics and antibiotics are both used in URTI, even if this is not the first-line  
16  
17 approach suggested by guidelines [3-5].  
18  
19  
20  
21  
22  
23

#### 24 **Inter-country qualitative differences**

25  
26 Together with anti-asthmatic prescription prevalences, some differences also emerged  
27  
28 in the quality of the drugs prescribed, though not all studies reported information on anti-  
29  
30 asthmatic distribution by class and/or drug. Asthma, by definition, involves acute attacks of  
31  
32 wheezing, which guidelines recommend treating with SABA and preventing with ICS, so the  
33  
34 percentage of patients receiving only one class of anti-asthma drugs should be minimal. The fact  
35  
36 that the prevalence of prescription was validated by a diagnosis of asthma in only two studies  
37  
38 was [28,30], and only four studies reported the percentage of children receiving more than one  
39  
40 anti-asthma drug class made it difficult to evaluate adherence to guidelines. However, the  
41  
42 percentages of patients receiving polytherapy (more than one class of anti-asthmatics) were 52%  
43  
44 for Canada [26], 44% for Italy [21], 39% for The Netherlands [28] and 26% for Denmark [25],  
45  
46 suggesting either lack of illness or, possibly, underuse of ICS for prevention/maintenance  
47  
48 therapy, as underlined in the US study [27]. This is also partly highlighted by the differences in  
49  
50 the ICS/SABA ratios, which range from 0.35 in Denmark [25] to 0.84 in The Netherlands [30].  
51  
52 While in the US the low ICS prescription prevalence (low ICS/SABA) might be explained by the  
53  
54  
55  
56  
57  
58  
59  
60

1  
2  
3 higher rate of montelukast prescription [27], in other countries the low ICS/SABA ratio might  
4  
5 suggest that, besides the cases in which SABA are used as therapy in the youngest patients, who  
6  
7 are not yet easy to diagnose, the prescribing attitude is not only quantitatively but also  
8  
9 qualitatively different.  
10

11  
12 Only in the US study montelukast was prescribed more than ICS. A detailed comparison of the  
13  
14 most prescribed anti-asthma drugs was possible only between the US, Canada and Italy (see  
15  
16 Table 2), and even then the observation periods are different. Montelukast entered the market in  
17  
18 1998 and since data collection for the Canadian study was done shortly thereafter, the difference  
19  
20 found may not reflect an actual difference, but may be due to the fact that for new drugs  
21  
22 prescribing patterns tend to take a year or so to penetrate the market, especially in an area such as  
23  
24 asthma where there are many existing, effective agents already approved.  
25  
26  
27  
28  
29  
30  
31

### 32 **Intra-country differences in prescription prevalence**

33  
34 The prevalence of anti-asthmatic prescriptions varies dramatically in Italy, ranging from 12 to  
35  
36 26% [21, 23] and similarly in Denmark ranging from 7.7 to 13.9% [25,28]. The reason for this  
37  
38 diversity in the two Italian articles might be the different geographic setting: a single Local  
39  
40 Health Unit versus the multiregional setting. The different prevalences in the two Danish articles  
41  
42 might be due to the age group difference: the lower prescription prevalence study regarded 6-14  
43  
44 year olds, an age group in which asthma is theoretically better diagnosed and treated; in the  
45  
46 higher prevalence study preschoolers were included, an age in which occasional wheezers are  
47  
48 still in high percentage.  
49  
50  
51  
52  
53  
54  
55  
56  
57

### 58 **Incongruence between prescription prevalence and asthma prevalence**

59  
60

1  
2  
3 First of all, a precise comparison between prescription prevalence and asthma prevalence is  
4  
5 difficult because of the lack of a single source of worldwide asthma prevalence, gathered in a  
6  
7 homogenous manner.  
8  
9

10 In Figure 2 the comparison between prescription prevalence and asthma prevalence indicated that  
11  
12 in Denmark, The Netherlands, Norway and in Canada asthma prevalence and prescription  
13  
14 prevalence are comparable. In the US, prescription prevalence appears to be less than asthma  
15  
16 prevalence and in Italy prescription prevalence is twice the value of asthma prevalence. This  
17  
18 comparison is only indicative, because the reported asthma prevalences are measured in >6 year  
19  
20 old group of subjects, a time in which the need for asthma medication decreases. Moreover,  
21  
22 asthma prevalences were estimated, by ISAAC and the other studies [1, 13-15], by questionnaire  
23  
24 and data may overestimate the burden of disease. In the case of US the subjects might be  
25  
26 undertreated and in the case of Italy overtreated, as suggested by the authors [23, 27]. However,  
27  
28 even in the countries in which asthma and prescription prevalence are similar, the possibility that  
29  
30 anti-asthmatics are prescribed for diseases other than asthma as well is still valid because two  
31  
32 studies [21,26] found that half the subjects received only one package of anti-asthma drugs per  
33  
34 year, suggestive of non-asthmatic illness. Although the two articles reporting diagnosis of  
35  
36 asthma [28,30] were from countries (Denmark and The Netherlands) in which the prevalence of  
37  
38 asthma is low, the gap between prescription prevalence and burden of disease was large, with a  
39  
40 number of treated twice the number of diagnosed cases. Since asthma is more reliably diagnosed  
41  
42 in children from the age of six, the discrepancy between prescriptions and actual disease does not  
43  
44 necessarily suggest inadequacies in prescription, but points to anti-asthma drug use as therapy in  
45  
46 the youngest patients, when asthma is suspected but not diagnosed yet. This was not confirmed  
47  
48 by the Dutch report [30] which validated prescription prevalence by asthma diagnosis: in two age  
49  
50  
51  
52  
53  
54  
55  
56  
57  
58  
59  
60

1  
2  
3 ranges ( $<6$  and  $\geq 6$ ) the gap between asthma prevalence (diagnosed) and prescription prevalence  
4  
5  
6 in the youngest did not differ from the older children.  
7  
8  
9

10 In this analysis two inadequacies in asthma treatment are suggested, the first regarding the sub-  
11 optimal prescription of ICS to asthma patients for prevention or maintenance, and the second  
12 regarding the prescription of asthma medications to non-asthmatic subjects. For confirmation, the  
13 availability of more homogenous studies is needed. Knowledge of the anti-asthmatic prescribing  
14 patterns of primary care physicians in the paediatric population is extremely important, since  
15 children are a prime target for inadequate prescription. The guidelines alone are not enough to  
16 ensure correct use of anti-asthmatics, since physician adherence and compliance to guidelines is  
17 not obvious or common. Another widely debated topic related to compliance with asthma  
18 treatments is the education of asthmatic children and their carers. A recent meta-analysis [34] of  
19 US studies confirms a reduction in hospitalization when children are educated about their disease,  
20 including sports practice, under preventive therapy, even if a diagnosis of asthma has been made.  
21  
22 In conclusion, this is the first analysis specifically comparing drug utilisation studies on anti-  
23 asthmatic prescriptions in children outside the hospital setting. Despite the availability of data on  
24 the patterns of medication use in only six countries and the heterogeneity of the included studies,  
25 concordance with a divergence from community-based prevalences of asthma and symptoms  
26 might indicate different health beliefs among doctors and patients. Multinational collaborative  
27 pharmacoepidemiological studies aimed at collecting valid and comparable data are required,  
28 especially in those areas indicated by ISAAC as having a very high prevalence of asthma. These  
29 studies would be validated by diagnosis and outcome measures (e.g. number of emergency visits  
30 to the physician's office or emergency centers, or hospitalizations) and quality of life measures(  
31  
32  
33  
34  
35  
36  
37  
38  
39  
40  
41  
42  
43  
44  
45  
46  
47  
48  
49  
50  
51  
52  
53  
54  
55  
56  
57  
58  
59  
60



1  
2  
3 e.g. number of exacerbations and days of school missed per year, presence of daily or nightly  
4  
5 cough or wheeze, presence of cough or wheeze with exercise).  
6  
7  
8  
9  
10  
11  
12

### 13 14 **Competing interests**

15 None declared.  
16  
17

### 18 19 20 21 **Legends**

22  
23 **Figure 1.** Flowchart of the bibliographic search  
24

25  
26 **Table 1.** Anti-asthmatic prescriptions in children and adolescents ( $\leq 19$  years)  
27

28 **Table 2.** The first seven anti-asthmatic drugs prescribed to Italian, American and Canadian  
29 children and adolescents (% of treated subjects)  
30

31  
32 **Figure 2.** Prevalence (%) of anti-asthmatic prescriptions in children and adolescents  
33  
34  
35  
36  
37  
38  
39

### 40 **Abbreviations**

41  
42  
43 URTI: Upper respiratory tract infection

44 ICS: Inhaled corticosteroid

45 SABA: Short-acting  $\beta$ -agonist

46 LABA: Long-acting  $\beta$ -agonist

47 LTRA: Leukotriene receptor antagonist  
48  
49

### 50 **Acknowledgments**

51 The authors are grateful to Dr. Marco Sequi for help in statistical analysis.  
52  
53  
54  
55  
56  
57  
58  
59  
60

## References

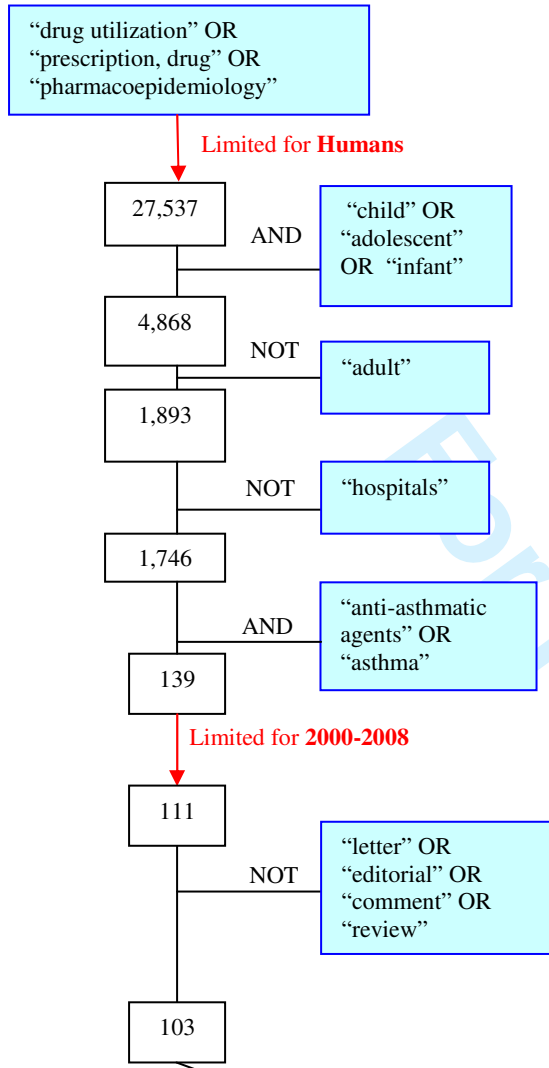
1. Asher MI, Montefort S, Bjorksten B, Lai CK, Strachan DP, Weiland SK, Williams H (2006) Worldwide time trends in the prevalence of symptoms of asthma, allergic rhinoconjunctivitis, and eczema in childhood: ISAAC Phases One and Three repeat multicountry cross-sectional surveys. *Lancet* 368:733-43.
2. WHO Global Burden Disease (2004) [http://www.who.int/healthinfo/global\\_burden\\_disease/2004\\_report\\_update/en/index.html](http://www.who.int/healthinfo/global_burden_disease/2004_report_update/en/index.html). Accessed 10 June 2009
3. Guidelines for the Diagnosis and Management of Asthma (EPR-3) (2007) <http://www.nhlbi.nih.gov/guidelines/asthma/asthgdln.pdf> Accessed 25 June 2009
4. British Guideline on the Management of Asthma BTS/SIGN (2008). <http://www.brit-thoracic.org.uk/Portals/0/Clinical%20Information/Asthma/Guidelines/sign101%20revised%20June%2009.pdf> Accessed 25 July 2009
5. Global Strategy for Asthma Management and Prevention (2008) <http://www.ginasthma.com/GuidelinesResources.asp?l1=2&l2=0> Accessed 15 Jan 2010
6. Cloutier MM, Wakefield DB, Sangeloty-Higgins P, Delaronde S, Hall CB (2006) Asthma guideline use by pediatricians in private practice and asthma morbidity. *Pediatrics* 118:1880-7.
7. Maziak W, von ME, Beimfohr C, Hirsch T, Leupold W, Keil U, Weiland SK (2002) The management of childhood asthma in the community. *Eur Respir J* 20:1476-82.
8. Clavenna A, Rossi E, Berti A, Pedrazzi G, De RM, Bonati M (2003) Inappropriate use of anti-asthmatic drugs in the Italian paediatric population. *Eur J Clin Pharmacol* 59:565-9.
9. de Vries TW, Tobi H, Schirm E, van den BP, Duiverman EJ, de Jong-van den Berg LT (2006) The gap between evidence-based medicine and daily practice in the management of paediatric asthma. A pharmacy-based population study from The Netherlands. *Eur J Clin Pharmacol* 62:51-5.
10. Furu K, Skurtveit S, Langhammer A, Nafstad P (2007) Use of anti-asthmatic medications as a proxy for prevalence of asthma in children and adolescents in Norway: a nationwide prescription database analysis. *Eur J Clin Pharmacol* 63:693-8.
11. Smith LA, Bokhour B, Hohman KH, Miroshnik I, Kleinman KP, Cohn E, Cortés DE, Galbraith A, Rand C, Lieu TA (2008) Modifiable risk factors for suboptimal control and controller medication underuse among children with asthma. *Pediatrics* 122:760-9.
12. Stempel DA, McLaughlin TP, Stanford RH, Fuhlbrigge AL (2005) Patterns of asthma control: a 3-year analysis of patient claims. *J Allergy Clin Immunol* 115:935-9.

13. Scholtens S, Wijga AH, Seidell JC, Brunekreef B, de Jongste JC, Gehring U, Postma DS, Kerkhof M, Smit HA (2009) Overweight and changes in weight status during childhood in relation to asthma symptoms at 8 years of age. *J Allergy Clin Immunol*. 123:1312-8.
14. Thomsen SF, Ulrik CS, Larsen K, Backer V (2004) Change in prevalence of asthma in Danish children and adolescents. *Ann Allergy Asthma Immunol* 92:506-11.
15. Selnes A, Odland JO, Bolle R, Holt J, Dotterud LK, Lund E (2001) Asthma and allergy in Russian and Norwegian schoolchildren: results from two questionnaire-based studies in the Kola Peninsula, Russia, and northern Norway. *Allergy*. 56:344-8.
16. Impicciatore P, Choonara I, Clarkson A, Provasi D, Pandolfini C, Bonati M (2001) Incidence of adverse drug reactions in paediatric in/out-patients: a systematic review and meta-analysis of prospective studies. *Br J Clin Pharmacol* 52:77-83.
17. Berkey CS, Hoaglin DC, Mosteller F, Colditz GA (1995) A random-effects regression model for meta-analysis. *Stat Med* 14:395-411.
18. Kozyrskyj AL, Mustard CA, Becker AB (2004) Identifying children with persistent asthma from health care administrative records. *Can Respir J*. 11:141-5.
19. Vegni FE, Wilkinson P (2006) Patterns of respiratory drug use in the Lombardy region of Italy, 1995-1997. *Eur J Epidemiol* 21:537-44.
20. Wang LY, Zhong Y, Wheeler L (2006) Asthma medication use in school-aged children. *J Asthma* 43:495-9.
21. Bianchi M, Clavenna A, Labate L, Bortolotti A, Fortino I, Merlino L, Locatelli GW, Giuliani G, Bonati M (2009) Anti-asthmatic drug prescriptions to an Italian paediatric population. *Pediatr Allergy Immunol* 20:585-591.
22. Cazzato T, Pandolfini C, Campi R, Bonati M (2001) Drug prescribing in out-patient children in Southern Italy. *Eur J Clin Pharmacol* 57:611-6.
23. Clavenna A, Berti A, Gualandi L, Rossi E, De RM, Bonati M (2009) Drug utilisation profile in the Italian paediatric population. *Eur J Pediatr* 168:173-80.
24. Furu K, Skurtveit S, Rosvold EO (2005) [Self-reported medical drug use among 15-16 year-old adolescents in Norway]. *Tidsskr Nor Laegeforen* 125:2759-61.
25. Ingvarlsen BK, Kampmann JM, Laursen LC, Johansen HL (2000) [Utilization of anti-asthmatic drugs among Danish children in 1998]. *Ugeskr Laeger* 162:6062-5.

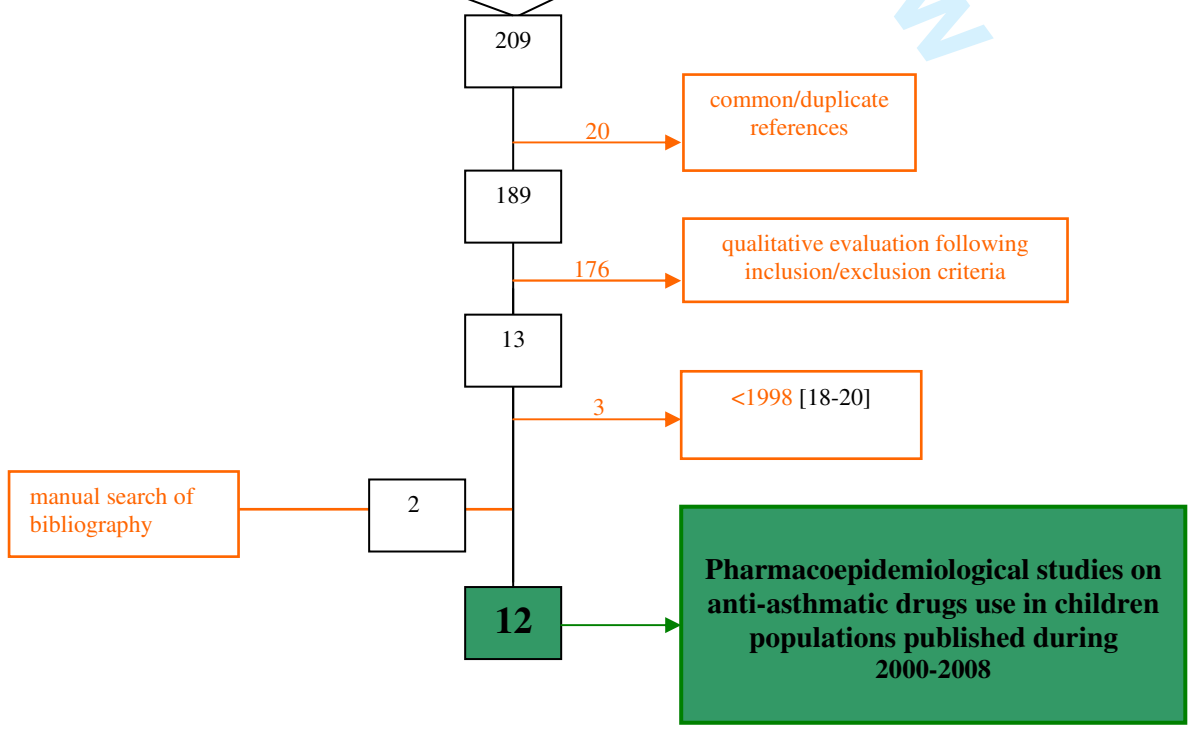
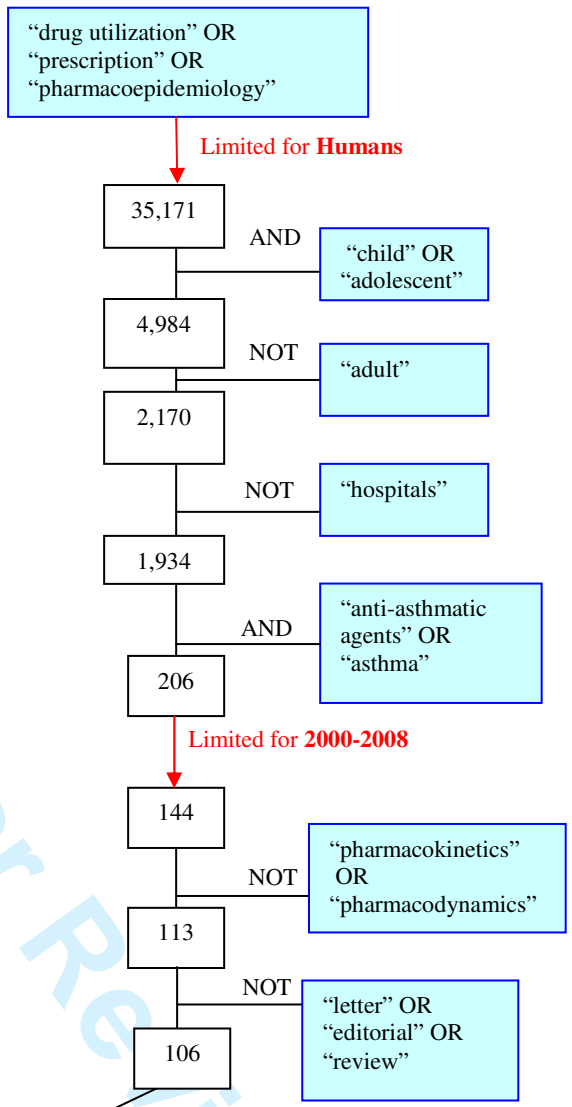
- 1  
2  
3 26 Khaled LA, Ahmad F, Brogan T, Fearnley J, Graham J, MacLeod S, McCormick J (2003)  
4 Prescription medicine use by one million Canadian children. *Pediatrics Child Health*  
5 8[Suppl A], 6A-56A.  
6  
7  
8 27. Korelitz JJ, Zito JM, Gavin NI, Masters MN, McNally D, Irwin DE, Kelleher K, Bethel J, Xu  
9 Y, Rubin J, Mattison DR (2008) Asthma-related medication use among children in the  
10 United States. *Ann Allergy Asthma Immunol* 100:222-9.  
11  
12 28. Moth G, Vedsted P, Schiøtz P (2007) Identification of asthmatic children using prescription  
13 data and diagnosis. *Eur J Clin Pharmacol* 63:605-11.  
14  
15 29. Schirm E, Tobi H, Gebben H, de Jong-van den Berg LT (2002) Anti-asthmatic drugs and  
16 dosage forms in children: a cross-sectional study. *Pharm World Sci* 24:162-5.  
17  
18 30. Zuidgeest MG, van Dijk L, Smit HA, van der Wouden JC, Brunekreef B, Leufkens HG,  
19 Bracke M (2008) Prescription of respiratory medication without an asthma diagnosis in  
20 children: a population based study. *BMC Health Serv Res* 8:16.  
21  
22 31. Clavenna A and Bonati M (2009) Drug prescriptions to outpatient children: a review of the  
23 literature. *Eur J Clin Pharmacol* 65:749.  
24  
25 32. Masoli M, Fabian D, Holt S, Beasley R (2004) The global burden of asthma: executive  
26 summary of the GINA Dissemination Committee report. *Allergy* 59:469-78.  
27  
28 33. Rossignoli A, Clavenna A, Bonati M (2007) Antibiotic prescription and prevalence rate in  
29 the outpatient paediatric population: analysis of surveys published during 2000-2005. *Eur J Clin*  
30 *Pharmacol* 63:1099-106  
31  
32 34. Coffman JM, Cabana MD, Halpin HA, Yelin EH (2008) Effects of asthma education on  
33 children's use of acute care services: a meta-analysis. *Pediatrics* 121:575-86.  
34  
35  
36  
37  
38  
39  
40  
41  
42  
43  
44  
45  
46  
47  
48  
49  
50  
51  
52  
53  
54  
55  
56  
57  
58  
59  
60

Figure 1. Bibliographic search

Medline



Embase



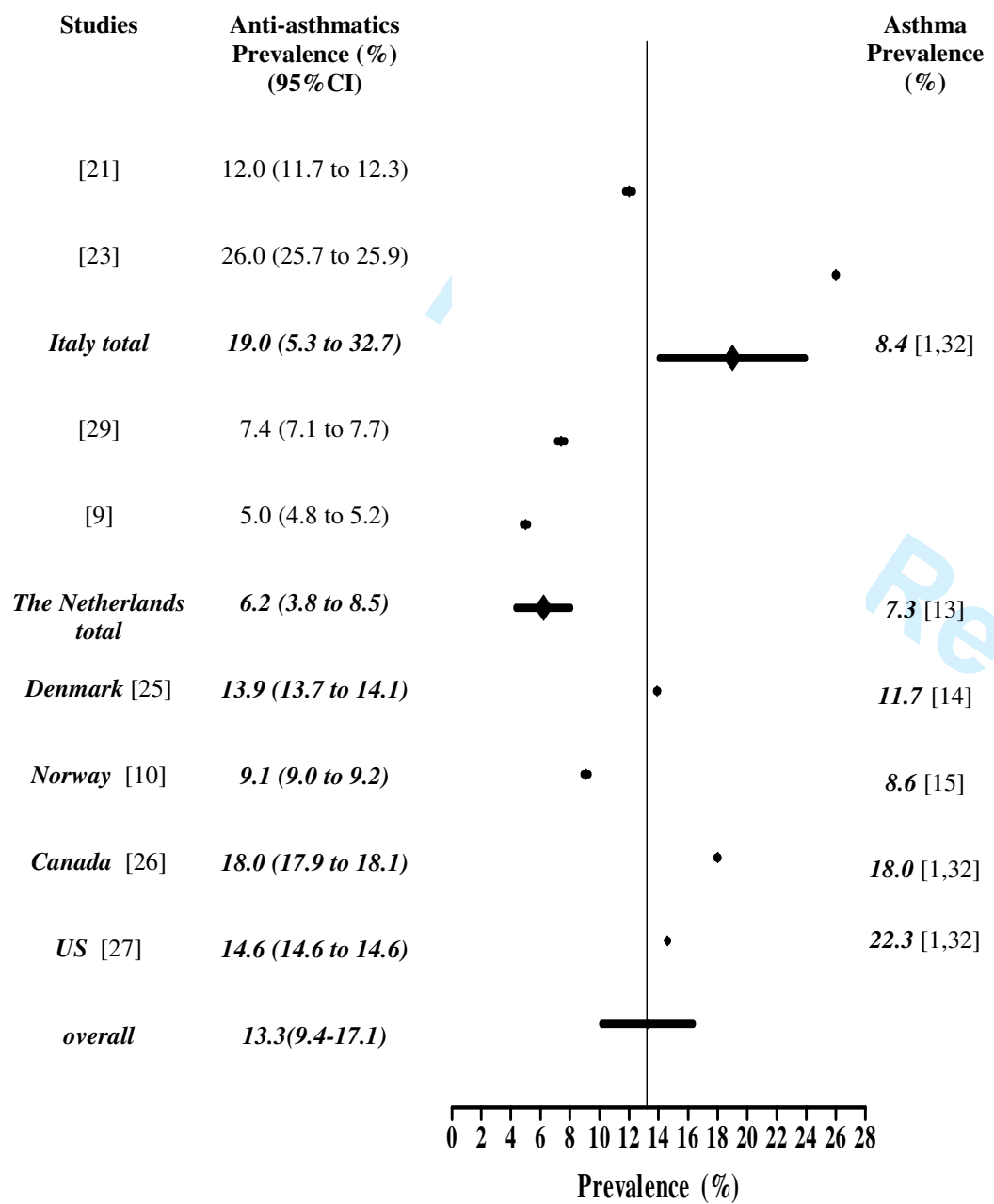
1  
2  
3  
4  
5  
6  
7  
8  
9  
10  
11  
12  
13  
14  
15  
16  
17  
18  
19  
20  
21  
22  
23  
24  
25  
26  
27  
28  
29  
30  
31  
32  
33  
34  
35  
36  
37  
38  
39  
40  
41  
42  
43  
44  
45  
46  
47  
48  
49  
50  
51  
52  
53  
54  
55  
56  
57  
58  
59  
60

**Table 1. Anti-asthmatic prescriptions in children and adolescents ( $\leq 19$  years)**

Reference	Period	Country	Population (n)	Age (years)	Source of prescription data <sup>a</sup>	Anti-asthmatic Prescription Prevalence (%)
[22] <sup>b</sup>	1998	Italy	6,417	$\leq 12$	Family paediatricians	20.7
[21]	2003	Italy	55,242	$\leq 17$	Regional prescription DB	12.0
[23] <sup>b</sup>	2006	Italy	923,353	$\leq 14$	Multiregional prescription DB	26.0
[29] <sup>b</sup>	1998	The Netherlands	25,020	$\leq 16$	Pharmacy dispensing DB	7.4
[30]	2001	The Netherlands	74,580	$\leq 17$	General practitioners	7.5
[9]	2002	The Netherlands	72,240	$\leq 14$	Pharmacy dispensing DB	5.0
[25]	1998	Denmark	139,727	$\leq 15$	National prescription DB	13.9
[28]	2002	Denmark	125,907	6-14	Regional prescription DB	7.7
[24] <sup>b</sup>	2000-2002	Norway	11,708	15	National prescription DB	6.5
[10]	2004	Norway	1,192,841	$\leq 19$	National prescription DB	9.1
[26] <sup>b</sup>	1999	Canada	1,031,731	$\leq 17$	Insurance plans DB	18.0
[27]	2004-2005	USA	4,259,103	$\leq 17$	Insurance plans DB	14.6

<sup>a</sup> DB database<sup>b</sup> all drug categories evaluated

Figure 2. Prevalence (%) of anti-asthmatic prescriptions in children and adolescents



Review

**Table 2. The first seven anti-asthmatic drugs prescribed to Italian, American and Canadian children and adolescents (% of treated subjects)**

<b>Canada 1999#</b>	<b>Italy 2003#</b>	<b>USA 2005#</b>
Salbutamol (71)	Beclomethasone (57)	Salbutamol (49)
Fluticasone (45)	Salbutamol (33)	Montelukast (22)
Budesonide (14)	Flunisolide (17)	Budesonide (10)
Beclomethasone (14)	Budesonide (15)	Levalbuterol (10)
Terbutaline (8)	Fluticasone (12)	Fluticasone+salmeterol (9)
Montelukast (5)	Salbutamol in combination(5)	Fluticasone (7)
Sodium cromoglycate(2)	Montelukast (3)	Pirbuterol(1)

The sum exceed 100 because some children were prescribed more than one drug.

#observation period



1  
2  
3 *Inter-country variations in anti-asthmatic drug prescriptions for children. Systematic review of*  
4  
5 *studies published during the 2000-2009 period*  
6

7  
8 ~~*INTER-COUNTRY VARIATIONS IN MEDICATION FOR CHILDHOOD ASTHMA:*~~  
9

10 ~~*Analysis of studies published during 2000-2009 period*~~  
11  
12  
13  
14  
15  
16

17 Marina Bianchi, MD, Antonio Clavenna, MD and Maurizio Bonati, MD

18 *Laboratory for Mother and Child Health, Department of Public Health, Mario Negri*  
19  
20 *Pharmacological Research Institute, via G. La Masa 19, 20156, Milan, Italy*  
21  
22  
23  
24  
25  
26  
27  
28  
29  
30  
31

32 Corresponding author:

33  
34 Marina Bianchi, MD

35  
36 Laboratory for Mother and Child Health

37  
38 Department of Public Health

39  
40 Mario Negri Pharmacological Research Institute

41  
42 via G. La Masa 19

43  
44 20156, Milan, Italy

45  
46 Telephone: 39-02-39014247

47  
48 Fax: 39-02-3550924

49  
50 E-mail: [marina.bianchi@marionegri.it](mailto:marina.bianchi@marionegri.it)  
51  
52  
53  
54

55 **KEYWORDS:** pharmacoepidemiology, drug utilization studies, anti-asthmatics, childhood

56  
57 asthma  
58  
59  
60

## SUMMARY

**OBJECTIVE** Objective of this study is to analyse inter- and intra-country quantitative and qualitative differences in anti-asthmatic prescriptions to children and adolescents.

~~To evaluate inter-country differences in population prevalences of anti-asthmatic prescribing in children and adolescents and to relate these to reported prevalences of asthma and symptoms.~~

**METHODS** A literature search was done in EMBASE and MEDLINE to identify pharmaco-epidemiological studies published from January 1, 2000 to December 31, 2008, 2000 to 2009 in which anti-asthmatic prescription prevalence in out-hospital children was measured. A meta-analytic weighted average and 95% CIs of prescription prevalences were calculated using a random effect model. Comparison of inter- and intra-country quantitative and, where possible, qualitative prescribing patterns was assessed.

**RESULTS** Twelve studies were found (ten from Europe, one from Canada and one from USA), but epidemiological indicators varied widely and only eight were suitable for meta-analysis. These revealed inter-country quantitative differences in prevalence in the overall population  $\leq 19$  years: Italy (19.0%), Canada (18.0%), USA (14.6%), Denmark (13.9%), Norway (9.1%), the Netherlands (6.2%). The overall prevalence was 13.3%. Qualitative inter-country differences: except for in Italy, inhalatory short-acting  $\beta$ -agonists (SABA) were the most prescribed, followed by inhalatory corticosteroids (ICS).

**CONCLUSIONS** This first overall analysis of anti-asthmatic utilization studies in out-of-hospital children indicates a wide variability of anti-asthmatic prescription prevalence. Furthermore, epidemiological evaluations should be improved by using homogeneous indicators and, in order to validate the use of anti-asthmatic prescription as a proxy of disease, the diagnosis of asthma should accompany the data of prescriptions within the same population.

1  
2  
3 This first overall analysis of anti-asthmatic utilization studies in out-of-hospital children indicates  
4  
5 that epidemiological evaluations should be improved by using homogeneous indicators and  
6  
7 possibly with the validation of the disease. The strong data emerged is the need of a multinational  
8  
9 collaborative pharmacoepidemiological study aimed at collecting valid and comparable data,  
10  
11 specially in those areas indicated by ISAAC as having very high prevalences of asthma.  
12  
13  
14  
15  
16  
17

## 18 INTRODUCTION

19  
20 Asthma is the most common chronic childhood illness with a worldwide prevalence ranging  
21  
22 between 1.5% and 32.6% in 2002 [1]. According to the global burden of disease from the 2004  
23  
24 WHO Health Report, in the under-14 population asthma accounted for 9.5% (in the US) and 8%  
25  
26 (in Europe) of total disability-adjusted life-years (DALY) lost per 1000 [2]. Epidemiological  
27  
28 studies suggest that a wide range of pathological conditions are associated with recurrent  
29  
30 respiratory airway obstruction and distinguishing them has important implications for  
31  
32 management. This group contains different asthma phenotypes the two most common being  
33  
34 atopic asthma more common in school age children, and episodic viral wheeze more common in  
35  
36 preschool children [3]. Asthma with onset in early adulthood has its origins in early childhood  
37  
38 [4]. Since asthma is a chronic disease, anti-asthmatic prescriptions should represent a proxy for  
39  
40 asthma prevalence and a tool for analyses of therapeutic appropriateness. This, however, is not  
41  
42 true as it is for other chronic diseases, because a gap exists between prescription rates and  
43  
44 prevalence of disease. The reasons are both over-use and under-use of anti-asthmatics, in  
45  
46 particular inhaled corticosteroids (ICS). International guidelines recommend ICS for long-  
47  
48 term control of persistent asthma for all degrees of severity, and inhaled short-acting  $\beta$ -  
49  
50 agonists (SABA), such as salbutamol, as first choice in an acute attack [3-5]. Although  
51  
52 adherence to guidelines reduces the number of outpatient and emergency department visits [6],  
53  
54  
55  
56  
57  
58  
59  
60

1  
2  
3 guidelines are far from routinely applied in clinical practice [7-10]. In paediatric practice, the  
4  
5 main inadequacy seems to be the use of ICS: over-prescribed in upper respiratory tract infections  
6  
7 (URTI) and not prescribed enough for prevention or maintenance therapy between acute attacks  
8  
9 in asthmatic children and adults [11,12]. On the other hand, the prescription of SABA ~~as ex-~~  
10  
11 ~~adjuvantibus therapy during~~ for an URTI episode in the youngest patient, which is difficult to  
12  
13 diagnose, would differentiate cases in which an asthma attack is triggered by a viral infection  
14  
15 from non-asthmatic cases, ~~because only in the first case would therapy be efficacious.~~

16  
17  
18 In order to assess the extent of anti-asthmatic prescriptions in children we reviewed drug  
19  
20 utilisation studies, evaluating anti-asthmatic drug paediatric consumption data in the community  
21  
22 setting from studies published between January 1, 2000 and ~~December 31, 2008~~ ~~January 2009~~  
23  
24 and comparing inter- and intra-country anti-asthmatic prescribing patterns. ~~The quantitative and~~  
25  
26 ~~qualitative analysis of prescribing patterns and the degree of adherence to guidelines would serve~~  
27  
28 ~~to identify areas in need of educational interventions to improve appropriateness of asthma~~  
29  
30 ~~therapies for children. Understanding prescribing patterns and the degree of adherence to~~  
31  
32 ~~guidelines would serve as a basis for educational initiatives to improve the appropriateness of~~  
33  
34 ~~prescribing.~~

## 35 36 37 38 39 40 41 42 43 **METHODS**

### 44 45 46 47 **Search strategy to identify studies**

48  
49 A literature search was done in June 2009 in the MEDLINE and EMBASE databases for all  
50  
51 studies with original data concerning the pharmaco-epidemiological evaluation of anti-asthmatic  
52  
53 drug prescriptions in outside-hospital communities, published between ~~January 1, 2000 and~~  
54  
55  
56  
57  
58  
59  
60

1  
2  
3 December 31, 2008 ~~January 2000 and January 2009~~ (Figure 1). In order to analyze a comparable  
4 observation period, studies collecting data during or before 1998 were excluded.  
5  
6

7  
8 The MeSH search terms and additional keywords used in the search strategy were: drug  
9 utilisation/drug prescriptions/pharmacoepidemiology; child/infant/adolescent; anti-asthmatic  
10 agents/asthma. Manual searches for the bibliographies of retrieved articles were used to identify  
11 additional pertinent studies. Books and proceedings from meetings and congresses were not  
12 considered. The references retrieved were collected and analysed using the software program  
13 Reference Manager, version 11 (Institute for Scientific Information, Berkeley, California). Only  
14 studies evaluating anti-asthmatic drug prescriptions in children in the general population outside  
15 the hospital setting were included. Studies focusing on asthmatic child populations only or on  
16 one anti-asthmatic class or drug only were excluded. Prevalence (number of children and  
17 adolescents who received at least one anti-asthmatic drug prescription per 100 individuals in the  
18 population) was used as the indicator. Prevalences were obtained from studies evaluating  
19 exclusively anti-asthmatic prescriptions and from studies evaluating all drug classes, including  
20 anti-asthmatics.  
21  
22  
23  
24  
25  
26  
27  
28  
29  
30  
31  
32  
33  
34  
35  
36  
37

38 A qualitative, inter-country prescription analysis was performed by comparing, where it was  
39 possible, the percentages of utilization of the main classes of anti-asthmatics, including ICS,  
40 SABA, Long-Acting  $\beta$ -Agonist (LABA) and Leukotriene Receptor Antagonist (LTRA).  
41  
42  
43  
44  
45  
46  
47

#### 48 **Anti-asthmatic prescription prevalence (PP) and asthma prevalence (AP)**

49 Prevalences of antiasthmatic prescriptions obtained from identified studies were compared to  
50 asthma prevalences determined worldwide by The International Study of Asthma and Allergy in  
51 Childhood (ISAAC) [1]. Since ISAAC data were not available for Denmark, The Netherlands or  
52  
53  
54  
55  
56  
57  
58  
59  
60

1  
2  
3 Norway, a search of studies estimating asthma prevalence in these countries was performed [13-  
4  
5  
6 15] using MEDLINE and EMBASE.

## 10 **Meta-analysis**

11  
12 The meta-analysis took into account only studies comparable for two indicators: source of data  
13 and age range. Thus, inclusion criteria for meta-analysis were age range covering both  
14 preschoolers and adolescents (from 0 to 14-19); regional, multiregional, national or pharmacy  
15 dispensing and insurance plan database as source of prescription data. Exclusion criteria were the  
16 smaller age range groups and family paediatrician or general practitioner as source of  
17 prescription. (Figure 1).

18  
19  
20 The meta-analytic weighted average and 95% CIs of prescription prevalences were calculated  
21 using a random effect model to take into account of the heterogeneity of the various studies  
22 [16,17].

## 36 **RESULTS**

37  
38  
39 A total of 189 articles were retrieved from the literature databases, 86 from EMBASE, 83 from  
40 Medline, and 20 from both. 176 were excluded mainly because they focused on one class or drug  
41 only (30%), evaluated the impact of an educational intervention (30%), or analyzed risk factors  
42 for asthma, from socioeconomic indicators to therapy exposure, immunization, etc (30%). Three  
43 further studies were excluded because they analysed data collected before 1998 [18-20]. Only  
44 ten articles met inclusion criteria (6%). 179 were excluded because specific to a single anti-  
45 asthmatic drug, or a single anti-asthmatic drug subclass, or they only analysed the quality of  
46 prescriptions or were done before 1998 and ten articles were suitable for analysis. After  
47  
48  
49  
50  
51  
52  
53  
54  
55  
56  
57  
58  
59  
60

1  
2  
3 identification of two additional studies through a manual reference search (they were not  
4  
5 retrieved using the database search because not indexed with “anti-asthmatic agents” or “asthma”  
6  
7 as a keyword), twelve pharmaco-epidemiological studies [9,10,21-30] met the inclusion criteria  
8  
9 (Figure 1). (see Table 1) The studies were carried out from 1998 to 2006 in six countries: Italy  
10  
11 and The Netherlands (three studies each), Denmark and Norway (two studies each), Canada and  
12  
13 US (one each) (Table 1). There were substantial differences between studies with regard to  
14  
15 sample size (from a minimum of 6,417 to a maximum of 4,259,103 subjects), source of  
16  
17 prescription data, and age classes considered. The data sources were mainly  
18  
19 regional/multiregional/national prescription databases taking part in periodical health care  
20  
21 monitoring systems (six articles), followed by health insurance databases or pharmacy dispensing  
22  
23 databases (two articles each) and family paediatricians or general practitioners (two articles).  
24  
25  
26  
27  
28  
29 **Regarding age**, ten involved both preschool and school-aged children; one 15-year-olds only and  
30  
31 one the 6-14 age range group. Seven of the surveys evaluated only anti-asthmatics, and five  
32  
33 covered all drug categories. Prescribed anti-asthmatic prevalence ranged from 5 to 26% without  
34  
35 any relationship with the observational period or with drug class analyzed. **Only in the US study**  
36  
37 **was stated the NIH funding.** **Inter-country differences in prescription prevalence**  
38  
39  
40  
41  
42 **Quantitative** differences in anti-asthmatic use emerged among the six countries considered  
43  
44 (Table 1). In general, two prescribing patterns could be identified, with some countries having  
45  
46 high anti-asthmatic prescribing levels (Italy,US and Canada) and others low levels (Norway and  
47  
48 The Netherlands). Eight out of twelve studies indicated that boys received more anti-asthmatic  
49  
50 drug prescriptions than girls and two articles [10,26] reported that, after age 15, an opposite  
51  
52 pattern appeared, with girls receiving more prescriptions than boys. The prescription prevalence  
53  
54 by age, reported by the majority of the studies, decreased from one-year-old infants to  
55  
56  
57  
58  
59  
60

adolescence. One article reported an increase from 0-2 year old to six year old children and then a decrease from six to adolescence [28], and two report the highest prevalence of prescriptions between ages 1 and 4 [21,23]

### ~~Inter-country differences between prescription prevalence (PP) and asthma prevalence (AP) gap~~

~~Comparison of PP prescription prevalence data with published data on AP asthma prevalence (Table 1) is reported in. The comparison indicated that in Denmark, The Netherlands, Norway and in Canada AP asthma prevalence and PP prescription prevalence are comparable. In the US PP prescription prevalence appears to be less than AP asthma prevalence, whereas in Italy PP prescription prevalence was approximately twice that of AP asthma prevalence.~~

### Inter-country differences in anti-asthmatic treatment choices

Data concerning the distribution of prescriptions by anti-asthmatic classes were reported for all countries. In Italy ICS are the most prescribed class and covered 60% of anti-asthmatic prescriptions and 86% of the subjects treated, while SABA were the most prescribed in the other countries, covering from 58% (USA) to 93% (Denmark) of anti-asthmatic users. The percentage of ICS users varied from 25% (USA) to 67% (the Netherlands). Differences were found in the ICS/SABA ratio. These ranged from 0.35 in Denmark [25] to 0.84 in The Netherlands [30].

Three countries reported the most frequently prescribed anti-asthmatic drugs as follows: beclomethasone and salbutamol in Italy [21,22], salbutamol and fluticasone in Canada [26], salbutamol and montelukast in the US [27]. In Italy, beclomethasone and salbutamol are both prescribed mainly as nebulised suspension [21]. Table 2 compares Italy, US and Canada,



1  
2  
3 showing the seven most frequently prescribed anti-asthmatics and showing that montelukast use  
4 makes an important inter-country distinction. Four articles compared monotherapy and  
5 polytherapy. The proportions of patients receiving more than one class of anti-asthmatic drugs  
6 were 52% for Canada [26], 44% for Italy [20], 39% for The Netherlands [28] and 26% for  
7 Denmark [25]. Only two countries reported distribution, analyzing the number of packages of  
8 anti-asthmatic drugs prescribed during the period studied: only 29% of Italian [21] and 26% of  
9 Dutch [30] subjects received three or more packages. Four articles [21,26,27,30] reported close  
10 similar percentages for oral steroids, from 4.0% to 4.7%. In only two articles the prevalence of  
11 anti-asthmatic prescription was checked against the diagnosis of asthma [28,30], and in both it  
12 was double.  
13  
14  
15  
16  
17  
18  
19  
20  
21  
22  
23  
24  
25  
26  
27  
28

### 29 **Intra-country differences in prescription prevalence**

30  
31 The prevalence of anti-asthmatic prescriptions varies dramatically in Italy, ranging from 12 to  
32 26% between 12 and 26% [21, 23], and similarly in Denmark, ranging from 7.7 to 13.9%  
33 between 7.7 and 13.9% [25,28].  
34  
35  
36  
37  
38  
39  
40

### 41 **Meta-analysis**

42  
43 The meta-analysis was performed on eight of the twelve articles ( Figure 1 2). Four studies were  
44 excluded because age group and source of data were not comparable with the majority of the  
45 studies. Basically, the two studies regarding 15-year-olds only and the 6-14 age group [24,28] as  
46 well as the two articles whose sources were family paediatricians or general practitioners [22, 30]  
47 were excluded from the meta-analysis. The overall prevalence was 13.3% (95% CI 9.4-17.1%),  
48 with Italian children the most exposed to anti-asthma therapy (19.0% CI 5.3-32.7%) and Dutch  
49  
50  
51  
52  
53  
54  
55  
56  
57  
58  
59  
60

1  
2  
3 children the least (6.2% CI 3.8-8.5%). However, after adding the four excluded articles the  
4  
5 overall prevalence did not change significantly.  
6  
7  
8  
9

## 10 **Inter-country differences between prescription prevalence (PP) and asthma prevalence**

### 11 **(AP) gap**

12  
13 Comparison of PP prescription prevalence data with published data on AP asthma prevalence  
14  
15 (Figure 2) is reported in ~~The comparison~~ indicated that in Denmark, The Netherlands, Norway  
16  
17 and Canada AP asthma prevalence and PP prescription prevalence are comparable. In the US PP  
18  
19 prescription prevalence appears to be less than AP asthma prevalence, whereas in Italy PP  
20  
21 prescription prevalence was approximately twice that of AP asthma prevalence.  
22  
23  
24  
25  
26  
27  
28  
29  
30  
31

## 32 **DISCUSSION**

33  
34 This is the first analysis specifically comparing published drug utilisation studies on anti-  
35  
36 asthmatic prescriptions in the outside-hospital setting in children. A limit, as underlined in a  
37  
38 recent review on drug utilization studies [31], is the wide variety of studies, with differences in  
39  
40 study type (design and method), populations (in terms of sample size and age groups), and data  
41  
42 collected, making comparative evaluation difficult or at best incomplete. Another limit is that  
43  
44 data were available for comparison between only six countries, most of which were European.  
45  
46 This is very important since countries with the highest asthma prevalence ( $\geq 10\%$ ), as reported by  
47  
48 ISAAC [1,32], are the US, Canada, Australia, New Zealand, South America, England and  
49  
50 Scotland, and studies about anti-asthma drug utilization in children from these countries are  
51  
52 limited or lacking. However, the main limit is the lack of asthma diagnosis, which would  
53  
54 validate the appropriateness of anti-asthmatic utilization. In order to overcome the lack of these  
55  
56  
57  
58  
59  
60

1  
2  
3 data, we attempted to use published asthma prevalence data for comparison with drug  
4  
5 prescriptions, but the sources are different (ISAAC reported data from only three out of the six  
6  
7 countries analyzed) and this represents another limit.  
8  
9

### 10 11 12 **Inter-country quantitative differences**

13  
14  
15 Large differences in the anti-asthmatic prescription prevalence were found between countries.  
16  
17 The highest was in Italy and Canada and the lowest in The Netherlands. If for Canada the high  
18  
19 ranking can be justified by a high prevalence of asthma, the same is not true for Italy, where the  
20  
21 prescribing pattern for antibiotics shows a similar profile [31,33]. This suggests that the  
22  
23 differences in drug prescription rates may be attributable to different prescribing attitudes and  
24  
25 national drug regulatory policies more than differences in the prevalence of asthma. Moreover it  
26  
27 is likely that anti-asthmatics and antibiotics are both used in URTI, even if this is not the first-line  
28  
29 approach suggested by guidelines [3-5].  
30  
31  
32

### 33 34 **Incongruence between PP prescription prevalence and AP asthma prevalence**

35  
36 ~~First of all, a precise comparison between prescription prevalence and asthma prevalence is~~  
37  
38 ~~difficult because of the lack of a single source of worldwide asthma prevalence, gathered in~~  
39  
40 ~~homogenous manner.~~  
41  
42

43  
44 ~~In Table I Figure 2 the comparison between PP prescription prevalence and AP asthma~~  
45  
46 ~~prevalence indicated that in Denmark, The Netherlands, Norway and in Canada AP asthma~~  
47  
48 ~~prevalence and PP prescription prevalence are comparable. In the US PP prescription prevalence~~  
49  
50 ~~appears to be less than AP asthma prevalence and in Italy PP prescription prevalence is two times~~  
51  
52 ~~the value of AP asthma prevalence. This comparison is only indicative, because the reported AP~~  
53  
54 ~~asthma prevalences are measured in >6 year old group of subjects, time in which asthma~~  
55  
56 ~~medication need decreases. Moreover, AP asthma prevalences were estimated, by ISAAC and the~~  
57  
58  
59  
60

1  
2  
3 other studies [1, 15-17] by questionnaire and data may overestimated the burden of disease. In  
4  
5 the case of US the subjects might be undertreated and in the case of Italy overtreated, as  
6  
7 suggested by the authors [22, 26]. However, even in the countries where AP asthma prevalence  
8  
9 and PP prescription prevalence are similar, the suggestion that anti-asthmatics are prescribed  
10  
11 somewhere for diseases other than asthma too is still valid because in two studies [20,25]  
12  
13 measured that half the subjects received only one packages of anti-asthma drugs per year,  
14  
15 suggestive of non-asthmatic illness. Although there were two articles reporting diagnosis of  
16  
17 asthma [27,29] from countries (Denmark and The Netherlands) where the prevalence of asthma is  
18  
19 low, the gap between PP prescription prevalence and burden of disease was large, with the  
20  
21 number of cases diagnosed only half the number of cases treated. Since asthma is more reliably  
22  
23 diagnosed in children from the age of six, the discrepancy between prescriptions and actual  
24  
25 disease does not necessarily suggest inadequacies of prescription, but points to anti-asthma drug  
26  
27 use as therapy in the youngest patients, when asthma is suspected but not diagnosed yet. This  
28  
29 was not confirmed by the Dutch report [29] which validated PP prescription prevalence by  
30  
31 asthma diagnosis: in two age ranges ( $<6$  and  $\geq 6$ ) the gap between AP asthma prevalence  
32  
33 (diagnosed) and PP prescription prevalence in the youngest did not differ from the older children.

### Inter-country qualitative differences

44  
45 Together with anti-asthmatic prescription prevalences, some differences also emerged  
46  
47 in the quality of the drugs prescribed, though not all studies reported information on anti-  
48  
49 asthmatic distribution by class and/or drug. Asthma, by definition, involves acute attacks of  
50  
51 wheezing, which guidelines recommend treating with SABA and preventing with ICS, so the  
52  
53 percentage of patients receiving only one class of anti-asthma drugs should be minimal. The fact  
54  
55 that the prevalence of prescription was validated by a diagnosis of asthma in only two studies  
56  
57  
58  
59  
60

1  
2  
3 was [28,30], and only four studies reported the percentage of children receiving more than one  
4  
5 anti-asthma drug class made it difficult to evaluate adherence to guidelines. However, the  
6  
7 percentages of patients receiving polytherapy (more than one class of anti-asthmatics) were 52%  
8  
9 for Canada [26], 44% for Italy [21], 39% for The Netherlands [28] and 26% for Denmark [25],  
10  
11 suggesting either lack of illness or, possibly, underuse of ICS for prevention/maintenance  
12  
13 therapy, as underlined in the US study [27]. This is also partly highlighted by the differences in  
14  
15 the ICS/SABA ratios, which range from 0.35 in Denmark [25] to 0.84 in The Netherlands [30].  
16  
17 While in the US the low ICS prescription prevalence (low ICS/SABA) might be explained by the  
18  
19 higher rate of montelukast prescription [27], in other countries the low ICS/SABA ratio might  
20  
21 suggest that, besides the cases in which SABA are used as therapy in the youngest patients, who  
22  
23 are not yet easy to diagnose, the prescribing attitude is not only quantitatively but also  
24  
25 qualitatively different.  
26  
27  
28  
29  
30

31  
32 Only in the US study montelukast was prescribed more than ICS. A detailed comparison of the  
33  
34 most prescribed anti-asthma drugs was possible only between the US, Canada and Italy (see  
35  
36 Table 2), and even then the observation periods are different. Montelukast entered the market in  
37  
38 1998 and since data collection for the Canadian study was done shortly thereafter, the difference  
39  
40 found may not reflect an actual difference, but may be due to the fact that for new drugs  
41  
42 prescribing patterns tend to take a year or so to penetrate the market, especially in an area such as  
43  
44 asthma where there are many existing, effective agents already approved.  
45  
46  
47  
48  
49

### 50 **Intra-country differences in prescription prevalence**

51  
52 The prevalence of anti-asthmatic prescriptions varies dramatically in Italy, ranging from 12 to  
53  
54 26% [21, 23] and similarly in Denmark ranging from 7.7 to 13.9% [25,28]. The reason for this  
55  
56 diversity in the two Italian articles might be the different geographic setting: a single Local  
57  
58  
59  
60

1  
2  
3 Health Unit versus the multiregional setting. The different prevalences in the two Danish articles  
4  
5 might be due to the age group difference: the lower prescription prevalence study regarded 6-14  
6  
7 year olds, an age group in which asthma is theoretically better diagnosed and treated; in the  
8  
9 higher prevalence study preschoolers were included, an age in which occasional wheezers are  
10  
11 still in high percentage.  
12  
13  
14  
15  
16  
17  
18  
19

### 20 **Incongruence between PP prescription prevalence and AP asthma prevalence**

21  
22 First of all, a precise comparison between prescription prevalence and asthma prevalence is  
23  
24 difficult because of the lack of a single source of worldwide asthma prevalence, gathered in a  
25  
26 homogenous manner.  
27  
28

29 In Table I Figure 2 the comparison between PP prescription prevalence and AP asthma  
30  
31 prevalence indicated that in Denmark, The Netherlands, Norway and in Canada asthma  
32  
33 prevalence and prescription prevalence are comparable. In the US, PP prescription prevalence  
34  
35 appears to be less than AP asthma prevalence and in Italy PP prescription prevalence is twice the  
36  
37 value of AP asthma prevalence. This comparison is only indicative, because the reported AP  
38  
39 asthma prevalence are measured in >6 year old group of subjects, a time in which the need for  
40  
41 asthma medication decreases. Moreover, AP asthma prevalences were estimated, by ISAAC and  
42  
43 the other studies [1, 13-15], by questionnaire and data may overestimate the burden of disease. In  
44  
45 the case of US the subjects might be undertreated and in the case of Italy overtreated, as  
46  
47 suggested by the authors [23, 27]. However, even in the countries in which asthma and  
48  
49 prescription prevalence are similar, the possibility that anti-asthmatics are prescribed for diseases  
50  
51 other than asthma as well is still valid because two studies [21,26] found that half the subjects  
52  
53 received only one package of anti-asthma drugs per year, suggestive of non-asthmatic illness.  
54  
55  
56  
57  
58  
59  
60

1  
2  
3 Although there were two articles reporting diagnosis of asthma [28,30] from countries (Denmark  
4 and The Netherlands) where the prevalence of asthma is low, the gap between PP prescription  
5 prevalence and burden of disease was large, with the number of cases diagnosed only half the  
6 number of cases treated. Although the two articles reporting diagnosis of asthma [28,30] were  
7 from countries (Denmark and The Netherlands) in which the prevalence of asthma is low, the gap  
8 between prescription prevalence and burden of disease was large, with a number of treated twice  
9 the number of diagnosed cases. Since asthma is more reliably diagnosed in children from the age  
10 of six, the discrepancy between prescriptions and actual disease does not necessarily suggest  
11 inadequacies in prescription, but points to anti-asthma drug use as therapy in the youngest  
12 patients, when asthma is suspected but not diagnosed yet. This was not confirmed by the Dutch  
13 report [30] which validated PP prescription prevalence by asthma diagnosis: in two age ranges (  
14  $<6$  and  $\geq 6$ ) the gap between AP asthma prevalence (diagnosed) and PP prescription prevalence in  
15 the youngest did not differ from the older children.

16  
17  
18  
19  
20  
21  
22  
23  
24  
25  
26  
27  
28  
29  
30  
31  
32  
33  
34  
35  
36 In this analysis two inadequacies in asthma treatment are suggested, the first regarding the sub-  
37 optimal prescription of ICS to asthma patients for prevention or maintenance, and the second  
38 regarding the prescription of asthma medications to non-asthmatic subjects. For confirmation, the  
39 availability of more homogenous studies is needed. Knowledge of the anti-asthmatic prescribing  
40 patterns of primary care physicians in the paediatric population is extremely important, since  
41 children are a prime target for inadequate prescription. The guidelines alone are not enough to  
42 ensure correct use of anti-asthmatics, since physician adherence and compliance to guidelines is  
43 not obvious or common. Another widely debated topic related to compliance with asthma  
44 treatments is the education of asthmatic children and their carers. A recent meta-analysis [34] of  
45 US studies confirms a reduction in hospitalization when children are educated about their disease,  
46  
47  
48  
49  
50  
51  
52  
53  
54  
55  
56  
57  
58  
59  
60

1  
2  
3 including ~~to practice sport~~ sports practice, under preventive therapy, even if a diagnosis of asthma  
4  
5 has been made.  
6

7  
8 In conclusion, this is the first analysis specifically comparing drug utilisation studies on anti-  
9  
10 asthmatic prescriptions in children outside the hospital setting. Despite the availability of data on  
11  
12 the patterns of medication use in only six countries and the heterogeneity of the included studies,  
13  
14 concordance with a divergence from community-based prevalences of asthma and symptoms  
15  
16 might indicate different health beliefs among doctors and patients. Multinational collaborative  
17  
18 pharmacoepidemiological studies aimed at collecting valid and comparable data are required,  
19  
20 especially in those areas indicated by ISAAC as having a very high prevalence of asthma. These  
21  
22 studies would be validated by diagnosis and outcome measures (e.g. number of emergency visits  
23  
24 to the physician's office or emergency centers, or hospitalizations) and quality of life measures(  
25  
26 e.g. number of exacerbations and days of school missed per year, presence of daily or nightly  
27  
28 cough or wheeze, presence of cough or wheeze with exercise).  
29  
30  
31  
32  
33  
34  
35  
36  
37  
38  
39

#### 40 **Competing interests**

41 None declared.  
42  
43  
44  
45  
46

#### 47 **Legends**

48  
49 **Figure 1.** Flowchart of the bibliographic search  
50  
51

52 **Table 1.** Anti-asthmatic prescriptions in children and adolescents ( $\leq 19$  years)  
53

54 **Table 2.** The first seven anti-asthmatic drugs prescribed to Italian, American and Canadian  
55 children and adolescents (~~(% of all prescribed anti-asthmatic drugs)~~ (% of treated subjects)  
56  
57

58 **Figure 1. 2.** Prevalence (%) of anti-asthmatic prescriptions in children and adolescents  
59  
60



## Abbreviations

URTI: Upper respiratory tract infection

ICS: Inhaled corticosteroid

SABA: Short-acting  $\beta$ -agonist

LABA: Long-acting  $\beta$ -agonist

LTRA: Leukotriene receptor antagonist

MDI/PDI: Metered dose inhaler/powder dose inhaler

PP: Prescription Prevalence

AP: Asthma Prevalence

## Acknowledgments

The authors are grateful to Dr. Marco Sequi for help in statistical analysis.

Dr. Antonio Clavenna holds an educational fellowship granted by Boehringer Ingelheim Italia.

## References

1. Asher MI, Montefort S, Bjorksten B, Lai CK, Strachan DP, Weiland SK, Williams H (2006) Worldwide time trends in the prevalence of symptoms of asthma, allergic rhinoconjunctivitis, and eczema in childhood: ISAAC Phases One and Three repeat multicountry cross-sectional surveys. *Lancet* 368:733-43.
2. WHO Global Burden Disease (2004) [http://www.who.int/healthinfo/global\\_burden\\_disease/2004\\_report\\_update/en/index.html](http://www.who.int/healthinfo/global_burden_disease/2004_report_update/en/index.html). Accessed 10 June 2009
3. Guidelines for the Diagnosis and Management of Asthma (EPR-3) (2007) <http://www.nhlbi.nih.gov/guidelines/asthma/asthgdln.pdf> Accessed 25 June 2009
4. British Guideline on the Management of Asthma BTS/SIGN (2008). <http://www.brit-thoracic.org.uk/Portals/0/Clinical%20Information/Asthma/Guidelines/sign101%20revised%20June%2009.pdf> Accessed 25 July 2009

- 1  
2  
3 5. Global Strategy for Asthma Management and Prevention (2008)  
4 <http://www.ginasthma.com/GuidelinesResources.asp?l1=2&l2=0> Accessed 15 Jan 2010
- 6  
7 6. Cloutier MM, Wakefield DB, Sangeloty-Higgins P, Delaronde S, Hall CB (2006) Asthma  
8 guideline use by pediatricians in private practice and asthma morbidity. *Pediatrics* 118:1880-  
9 7.
- 11 7. Maziak W, von ME, Beimfohr C, Hirsch T, Leupold W, Keil U, Weiland SK (2002) The  
12 management of childhood asthma in the community. *Eur Respir J* 20:1476-82.
- 14 8. Clavenna A, Rossi E, Berti A, Pedrazzi G, De RM, Bonati M (2003) Inappropriate use of anti-  
15 asthmatic drugs in the Italian paediatric population. *Eur J Clin Pharmacol* 59:565-9.
- 17 9. de Vries TW, Tobi H, Schirm E, van den BP, Duiverman EJ, de Jong-van den Berg LT (2006)  
18 The gap between evidence-based medicine and daily practice in the management of  
19 paediatric asthma. A pharmacy-based population study from The Netherlands. *Eur J Clin*  
20 *Pharmacol* 62:51-5.
- 22 10. Furu K, Skurtveit S, Langhammer A, Nafstad P (2007) Use of anti-asthmatic medications as a  
23 proxy for prevalence of asthma in children and adolescents in Norway: a nationwide  
24 prescription database analysis. *Eur J Clin Pharmacol* 63:693-8.
- 26 11. Smith LA, Bokhour B, Hohman KH, Miroshnik I, Kleinman KP, Cohn E, Cortés DE,  
27 Galbraith A, Rand C, Lieu TA (2008) Modifiable risk factors for suboptimal control and  
28 controller medication underuse among children with asthma. *Pediatrics* 122:760-9.
- 30 12. Stempel DA, McLaughlin TP, Stanford RH, Fuhlbrigge AL (2005) Patterns of asthma  
31 control: a 3-year analysis of patient claims. *J Allergy Clin Immunol* 115:935-9.
- 33 13. Scholtens S, Wijga AH, Seidell JC, Brunekreef B, de Jongste JC, Gehring U, Postma DS,  
34 Kerkhof M, Smit HA (2009) Overweight and changes in weight status during childhood in  
35 relation to asthma symptoms at 8 years of age. *J Allergy Clin Immunol*. 123:1312-8.
- 37 14. Thomsen SF, Ulrik CS, Larsen K, Backer V (2004) Change in prevalence of asthma in  
38 Danish children and adolescents. *Ann Allergy Asthma Immunol* 92:506-11.
- 40 15. Selnes A, Odland JO, Bolle R, Holt J, Dotterud LK, Lund E (2001) Asthma and allergy in  
41 Russian and Norwegian schoolchildren: results from two questionnaire-based studies in the Kola  
42 Peninsula, Russia, and northern Norway. *Allergy*. 56:344-8.
- 44 16. Impicciatore P, Choonara I, Clarkson A, Provasi D, Pandolfini C, Bonati M (2001) Incidence  
45 of adverse drug reactions in paediatric in/out-patients: a systematic review and meta-  
46 analysis of prospective studies. *Br J Clin Pharmacol* 52:77-83.
- 48 17. Berkey CS, Hoaglin DC, Mosteller F, Colditz GA (1995) A random-effects regression model  
49 for meta-analysis. *Stat Med* 14:395-411.
- 51  
52  
53  
54  
55  
56  
57  
58  
59  
60

18. Kozyrskyj AL, Mustard CA, Becker AB (2004) Identifying children with persistent asthma from health care administrative records. *Can Respir J* 11:141-5.
19. Vegni FE, Wilkinson P (2006) Patterns of respiratory drug use in the Lombardy region of Italy, 1995-1997. *Eur J Epidemiol* 21:537-44.
20. Wang LY, Zhong Y, Wheeler L (2006) Asthma medication use in school-aged children. *J Asthma* 43:495-9.
21. Bianchi M, Clavenna A, Labate L, Bortolotti A, Fortino I, Merlino L, Locatelli GW, Giuliani G, Bonati M (2009) Anti-asthmatic drug prescriptions to an Italian paediatric population. *Pediatr Allergy Immunol* 20:585-591.
22. Cazzato T, Pandolfini C, Campi R, Bonati M (2001) Drug prescribing in out-patient children in Southern Italy. *Eur J Clin Pharmacol* 57:611-6.
23. Clavenna A, Berti A, Gualandi L, Rossi E, De RM, Bonati M (2009) Drug utilisation profile in the Italian paediatric population. *Eur J Pediatr* 168:173-80.
24. Furu K, Skurtveit S, Rosvold EO (2005) [Self-reported medical drug use among 15-16 year-old adolescents in Norway]. *Tidsskr Nor Laegeforen* 125:2759-61.
25. Ingvarlsen BK, Kampmann JM, Laursen LC, Johansen HL (2000) [Utilization of anti-asthmatic drugs among Danish children in 1998]. *Ugeskr Laeger* 162:6062-5.
26. Khaled LA, Ahmad F, Brogan T, Fearnley J, Graham J, MacLeod S, McCormick J (2003) Prescription medicine use by one million Canadian children. *Pediatrics Child Health* 8[Suppl A], 6A-56A.
27. Korelitz JJ, Zito JM, Gavin NI, Masters MN, McNally D, Irwin DE, Kelleher K, Bethel J, Xu Y, Rubin J, Mattison DR (2008) Asthma-related medication use among children in the United States. *Ann Allergy Asthma Immunol* 100:222-9.
28. Moth G, Vedsted P, Schiøtz P (2007) Identification of asthmatic children using prescription data and diagnosis. *Eur J Clin Pharmacol* 63:605-11.
29. Schirm E, Tobi H, Gebben H, de Jong-van den Berg LT (2002) Anti-asthmatic drugs and dosage forms in children: a cross-sectional study. *Pharm World Sci* 24:162-5.
30. Zuidgeest MG, van Dijk L, Smit HA, van der Wouden JC, Brunekreef B, Leufkens HG, Bracke M (2008) Prescription of respiratory medication without an asthma diagnosis in children: a population based study. *BMC Health Serv Res* 8:16.
31. Clavenna A and Bonati M (2009) Drug prescriptions to outpatient children: a review of the literature. *Eur J Clin Pharmacol* 65:749.

- 1  
2  
3 32. Masoli M, Fabian D, Holt S, Beasley R (2004) The global burden of asthma: executive  
4 summary of the GINA Dissemination Committee report. *Allergy* 59:469-78.  
5  
6  
7 33. Rossignoli A, Clavenna A, Bonati M (2007) Antibiotic prescription and prevalence rate in  
8 the outpatient paediatric population: analysis of surveys published during 2000-2005. *Eur J Clin*  
9 *Pharmacol* 63:1099-106  
10  
11 34. Coffman JM, Cabana MD, Halpin HA, Yelin EH (2008) Effects of asthma education on  
12 children's use of acute care services: a meta-analysis. *Pediatrics* 121:575-86.  
13  
14  
15  
16  
17  
18  
19  
20  
21  
22  
23  
24  
25  
26  
27  
28  
29  
30  
31  
32  
33  
34  
35  
36  
37  
38  
39  
40  
41  
42  
43  
44  
45  
46  
47  
48  
49  
50  
51  
52  
53  
54  
55  
56  
57  
58  
59  
60

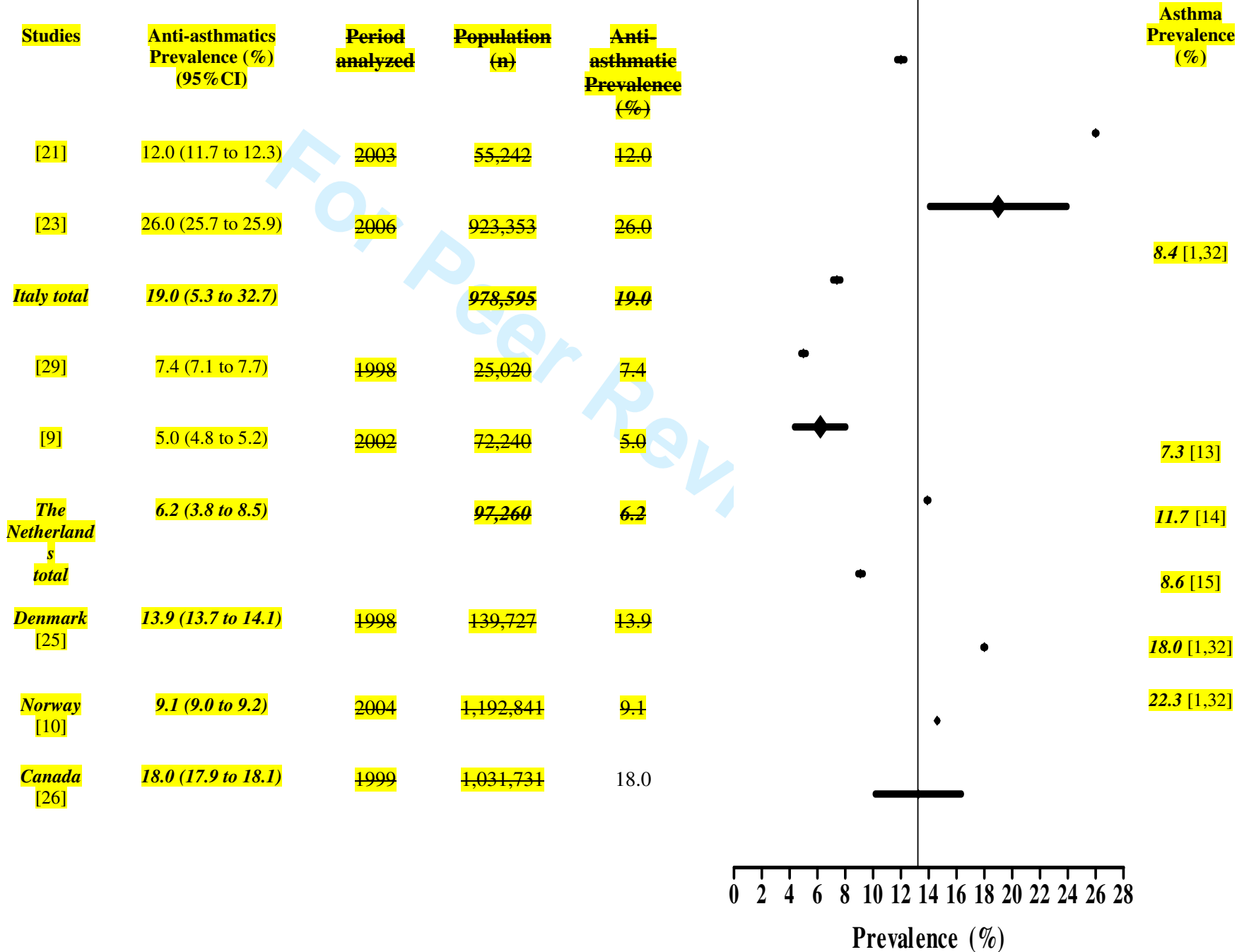
For Peer Review

Table 1. Anti-asthmatic prescriptions in children and adolescents ( $\leq 19$  years)

Reference	Reference	Period analyzed	Country	Population (n)	Age (years)	Source of prescription data <sup>a</sup>	Classes of prescription drugs analyzed	Anti-asthmatic Prescription Prevalence (PP) (%)	Asthma Prevalence (AP) (%)
Cazzato (21)	[22] <sup>b</sup>	1998	Italy	6,417	$\leq 12$	Family paediatricians	all	20.7	8.4*
Bianchi (20)	[21]	2003	Italy	55,242	$\leq 17$	Regional prescription DB	anti-asthmatic	12.0	
Clavenna (22)	[23] <sup>b</sup>	2006	Italy	923,353	$\leq 14$	Multiregional prescription DB	all	26.0	
Schirm (28)	[29] <sup>b</sup>	1998	The Netherlands	25,020	$\leq 16$	Pharmacy dispensing DB	all	7.4	7.3 (15)
Zuidgeest (29)	[30]	2001	The Netherlands	74,580	$\leq 17$	General practitioners	anti-asthmatic	7.5	
De Vries (11)	[9]	2002	The Netherlands	72,240	$\leq 14$	Pharmacy dispensing DB	anti-asthmatic	5.0	
Ingvarsdén (24)	[25]	1998	Denmark	139,727	$\leq 15$	National prescription DB	anti-asthmatic	13.9	11.7 (16)
Moth (27)	[28]	2002	Denmark	125,907	6-14	Regional prescription DB	anti-asthmatic	7.7	
Furu (23)	[24] <sup>b</sup>	2000-2002	Norway	11,708	15	National prescription DB	all	6.5	8.6 (17)
Furu (12)	[10]	2004	Norway	1,192,841	$\leq 19$	National prescription DB	anti-asthmatic	9.1	
Khaled (25)	[26] <sup>b</sup>	1999	Canada	1,031,731	$\leq 17$	Insurance plans DB	all	18.0	18*
Korelitz (26)	[27]	2004-2005	USA	4,259,103	$\leq 17$	Insurance plans DB	anti-asthmatic	14.6	22.3*

\*ISAAC(1,31) — <sup>a</sup>DB database <sup>b</sup>all drug categories evaluated

Figure 1.2. Prevalence (%) of anti-asthmatic prescriptions in children and a



1  
2  
3  
4  
5  
6  
7  
8  
9  
10  
11  
12  
13  
14  
15  
16  
17  
18  
19  
20  
21  
22  
23  
24  
25  
26  
27  
28  
29  
30  
31  
32  
33  
34  
35  
36  
37  
38  
39  
40  
41  
42  
43  
44  
45  
46  
47  
48  
49

<i>US</i> [27]	<i>14.6 (14.6 to 14.6)</i>	<del>2004-2005</del>	<i>4,259,103</i>	14.6	14.6-14.6
<i>overall</i>	<i>13.3(9.4-17.1)</i>		<i>7,699,257</i>	<i>13.3</i>	<i>9.4-17.1</i>

For Peer Review

**Table II. The first seven anti-asthmatic drugs prescribed to Italian, American and Canadian children and adolescents (% of treated subjects) (~~% of all prescribed anti-asthmatic drugs~~)**

<b>Canada 1999#</b>	<b>Italy 2003#</b>	<b>USA 2005#</b>
Salbutamol (71)	Beclomethasone (57)	Salbutamol (49)
Fluticasone (45)	Salbutamol (33)	Montelukast (22)
Budesonide (14)	Flunisolide (17)	Budesonide (10)
Beclomethasone (14)	Budesonide (15)	Levalbuterol (10)
Terbutaline (8)	Fluticasone (12)	Fluticasone+salmeterol (9)
Montelukast (5)	Salbutamol in combination(5)	Fluticasone (7)
Sodium cromoglycate(2)	Montelukast (3)	Pirbuterol(1)

The sum exceed ~~Total is more than~~ 100 because of ~~polytherapy~~ some children were prescribed more than one drug.  
#observation period