



HAL
open science

Ion collision cross sections with transport and reaction coefficients in Ar, Cl₂ and N₂ and their mixtures for photonic crystal applications

A Hennad, Mohammed Yousfi

► **To cite this version:**

A Hennad, Mohammed Yousfi. Ion collision cross sections with transport and reaction coefficients in Ar, Cl₂ and N₂ and their mixtures for photonic crystal applications. *Journal of Physics D: Applied Physics*, 2011, 44 (2), pp.25201. 10.1088/0022-3727/44/2/025201 . hal-00597850

HAL Id: hal-00597850

<https://hal.science/hal-00597850>

Submitted on 2 Jun 2011

HAL is a multi-disciplinary open access archive for the deposit and dissemination of scientific research documents, whether they are published or not. The documents may come from teaching and research institutions in France or abroad, or from public or private research centers.

L'archive ouverte pluridisciplinaire **HAL**, est destinée au dépôt et à la diffusion de documents scientifiques de niveau recherche, publiés ou non, émanant des établissements d'enseignement et de recherche français ou étrangers, des laboratoires publics ou privés.

Title:

Ion collision cross sections with transport and reaction coefficients in Ar, Cl₂ and N₂ and their mixtures for photonic crystal applications

A. Hennad^{*}, M. Yousfi^{**}

Adresses:

*Université des Sciences et de la Technologie d'Oran Mohamed Boudiaf, USTO-MB, ETT-LMSE, BP 1505 El M'Naouer, 31000 Oran, Algeria

**Université de Toulouse, Laplace, UMR CNRS 5213, UPS, 118 Route de Narbonne, 31062 Toulouse, France

Corresponding author :

Dr M. Yousfi, Université de Toulouse, Laplace, UMR CNRS 5213, UPS, 118 Route de Narbonne, 31062 Toulouse, France
Email: yousfi@laplace.univ-tlse.fr

PACS numbers(s): 52.20.Hv, 51.50.+v, 52.25.Fi

Abstract :

The ion swarm transport coefficients such as reduced mobility, diffusion coefficients and reaction rates of the following systems Ar⁺/Cl₂, Ar⁺/N₂, N₂⁺/Cl₂ and N₂⁺/Ar have been determined from a Monte Carlo simulation using calculated elastic and experimentally estimated inelastic collision cross sections. The elastic momentum transfer cross sections have been determined from a semi-classical JWKB approximation based on a rigid core interaction potential model. The inelastic cross sections have been fitted using the measured reaction coefficients as for instance ion conversion reaction coefficients. Then, the cross sections sets are fitted using either the measured reduced mobility when available in the literature or the zero-field mobility calculated from the Satoh's relation. From the sets of elastic and inelastic collision cross sections thus obtained in Ar⁺/Cl₂, Ar⁺/N₂, N₂⁺/Cl₂ and N₂⁺/Ar systems, the ion transport and reaction coefficients are then calculated in pure gases and also in binary and ternary mixtures involving Cl₂, Ar and N₂ over a wide range of reduced electric field. These ion data are very useful for modelling and simulation of non equilibrium low pressure electrical discharges used more particularly for etching of the III-V compounds in the case of crystal photonic applications.

1. Introduction:

In the frame work of photonic crystal applications, inductively coupled plasmas (ICP) in chlorine gas mixtures (Cl_2/Ar , Cl_2/N_2 , Cl_2/H_2 , etc.) are very promising candidates for etching the III-V compounds. The presence of Cl_2 in the mixture favours the volatility of chloride species formed during plasma etching while the presence of N_2 increases the anisotropy of the etching and removes the roughness of the hole surfaces (see for instance Refs [1] up [4] and the references given therein).

Furthermore, ICP sources are able to generate high ion fluxes with an ion energy controlled thanks to the bias potential of the substrate holder thus leading to operating parameters very favourable to a high etching velocity. In order to better understand the plasma formation and its stability in presence of negative chlorine ion and also to optimise the positive ion flux arriving to the etched surface, the experimental investigations have to be completed by discharge modelling. The electro-dynamics and kinetics discharge modelling needs more particularly a good knowledge of ion collision cross sections and also transport and reaction coefficients in the chlorine mixtures used in photonic crystal applications. In the literature there are some compilations on ion data as for instance those of Ellis et al (refs [5]) or Viehland [6] or more recently Petrovic et al [7] on negative ion for nanotechnology applications, Nelson et al [8] for ion in air and flue gases and Yousfi et al [9] on ions in gas mixtures for PECVD thin film deposition. However, in the gas mixtures of our interest involving chlorine, ion data are very sparse more particularly in the case of ions interacting with their non parent gases. In fact, ion collision cross sections are available in the literature only in the case of ion interacting with their parent species as for instance in the case Ar^+/Ar [10] or N_2^+/N_2 [11].

For binary or ternary mixture involving Cl_2 , Ar and N_2 , several ions can be formed in the low pressure discharges of our interest as for example Ar^+ , N_2^+ , N^+ , Cl^- , Cl_2^+ and Cl^+ (see e.g. [12]). Obviously, the transport and the interactions of such ions with the neutral gas mixture directly affect the electro-dynamics and the reactivity of the ICP discharge and therefore its etching efficiency. So, the aim of our first work in these chlorine mixtures is to give the collision cross sections of Ar^+ and N_2^+ interacting either with Cl_2 , or Ar or N_2 . These concern more particularly the systems Ar^+/Cl_2 , Ar^+/N_2 , N_2^+/Cl_2 and N_2^+/Ar whose the cross sections are not available in the literature.

The calculation method of elastic momentum transfer cross section based on JWKB approximation using a rigid core interaction potential model is given in section 2 with the choice of inelastic cross sections. An optimized Monte Carlo method [13] is used for the fitting of the collision cross sections from comparison with measured mobility data or Satoh's relation [14] in the case of elastic processes and from comparison with measured reaction coefficients in the case of inelastic processes. In section 3, from the present fitted sets of elastic and inelastic collision cross sections of Ar^+ and N_2^+ in their non parent gases (Ar , Cl_2 and N_2) and from the literature (refs [10] and [11]) sets in the case of these ions in their parent gases (Ar^+/Ar and N_2^+/N_2), the ion transport and reaction coefficients are calculated and analysed over a wide range of reduced electric field E/N in binary and ternary mixtures including Cl_2 , Ar and N_2 used as gas mixture filling inside ICP reactor for crystal photonic applications.

2. Method of calculation and analysis of collision cross sections

2.1 Method of calculation

The ion transport and reaction coefficients are calculated from an optimized Monte Carlo method well adapted to both symmetric and asymmetric ion/gas system [13]. This needs as

input data both elastic and inelastic collision cross sections. The elastic momentum transfer cross section has been calculated using a semi classical formalism based on JWKB approximation for the phase shift using a rigid core potential model describing the ion/molecule interaction [15]:

$$V(r) = \frac{n\varepsilon_m}{3n-12} \left\{ \frac{12}{n} \left(\frac{r_m-a}{r-a} \right)^n - 3 \left(\frac{r_m-a}{r-a} \right)^4 \right\} \quad (1)$$

r is the intermolecular distance, ε_m the minimum energy of the potential, r_m the position of the minimum, n is the power of the repulsive part of the potential and a is the shift between the mass and the charge centres.

In the framework of JWKB approximation, the phase shift δ_l using depends on impact parameter b and interaction potential $V(r)$ as following:

$$\delta_l \approx \delta(b) = k \int_{r_c}^{\infty} \left(1 - \frac{b^2}{r^2} - \frac{V(r)}{\varepsilon_r} \right)^{1/2} dr - k \int_b^{\infty} \left(1 - \frac{b^2}{r^2} \right)^{1/2} dr \quad (2)$$

with $b = \frac{l+1/2}{k}$ where l is the angular momentum quantum number, b the impact parameter, and k the wave number of the relative motion proportional to the ion/neutral relative energy ε_r

The elastic momentum transfer cross section $Q_m(\varepsilon_r)$ is calculated from :

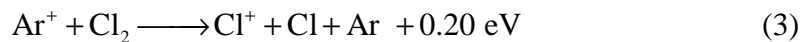

$$Q_m(\varepsilon_r) = \frac{4\pi}{k^2} \sum_{l=0}^{\infty} (l+1) \sin^2(\delta_{l+1} - \delta_l) \quad (3)$$

Then , the inelastic cross sections have been either taken from literature or fitted using the available data on reaction coefficients.

The set of calculated elastic cross sections Q_m and estimated inelastic cross sections in Ar^+/Cl_2 , Ar^+/N_2 , N_2^+/Cl_2 , and N_2^+/Ar are shown in figures 1 to 4 from thermal energy up to 100 eV. In the following, the literature information available in the studied systems Ar^+/Cl_2 , Ar^+/N_2 , N_2^+/Cl_2 , and N_2^+/Ar are given.

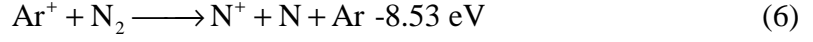
2.2 Ar^+ and N_2^+ ions in pure Ar, Cl_2 , and N_2

In the case of Ar^+/Cl_2 , according to the literature, the most probable collision processes in the energy range of our interest are:



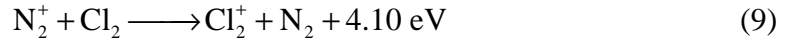
Reaction (1) corresponds to the classic elastic collision with momentum transfer cross section Q_m (see figure 1) while reaction (2) is a non resonant charge transfer. This exothermic reaction is observed by Murrell [16] and Spanel et al [17]. Reaction (3) is a dissociative charge transfer producing Cl^+ . According to Spanel et al., the ion production of $\text{Cl}_2^+(^2\Sigma_g^+)$ or $\text{Cl}_2^+(^2\Pi_u)$ is the largest reaction (75%). This total inelastic cross section $Q(\text{Cl}_2^+, \text{Cl}^+)$, corresponding to reactions (2) and (3) and shown in figure 1, is validated from the good agreement obtained between the measurement ($k_{in} = 1.49 \pm 0.5 \times 10^{-10} \text{ cm}^3 \text{ s}^{-1}$ Ikezoe and al. [18]) and the Monte Carlo calculations of the total non-resonant charge transfer rate k_{in} .

In the case of Ar^+/N_2 system, the most probable collision processes in the energy range our interest are:



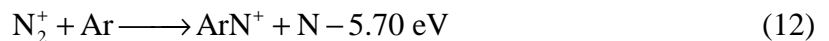
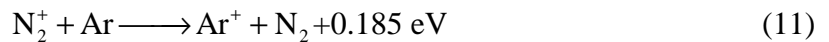
Reaction (4) corresponds to the elastic momentum transfer cross section Q_m . Reaction (5) is a non-resonant charge transfer. The threshold and the collision cross section corresponding to reaction (5) are given in the literature (Viggiano and al. [19], Smith and Adams [20], Liao et al. [21], Liao et al [22], Flesch and Ng [23]). The total non-resonant transfer charge cross section $Q(\text{N}_2^+)$ by $\text{Ar}^+(\text{}^2\text{P}_{3/2})$ and $\text{Ar}^+(\text{}^2\text{P}_{1/2})$ impacts is shown in figure 2. This cross section is measured by Liao et al [22] and Flesch and Ng [23]. Reaction (6) leading to the production of N^+ is observed by Flesch and Ng ([23] and [24]) while reaction (7) corresponding to production ArN^+ has been detected by Flesch and Ng [23] and also Tosi et al. [25]. Concerning the magnitudes of the inelastic cross sections of reactions (5), (6) and (7), it is worth noting that reaction (5) is a largely dominant process in comparison to reactions (6) and (7). This is why the inelastic cross section of these two later reactions have been neglected and not shown in figure 2.

In the case of N_2^+/Cl_2 system, in addition to the elastic collision (reaction 8), there is the non-resonant charge transfer (reaction 9).



Reaction (8) is characterized by its elastic momentum transfer collision cross section Q_m shown in figure 3 with the inelastic cross section for asymmetric charge transfer reaction (9). This interaction is an exothermic process because the energy difference between the ionization potentials of N_2 (15.58 eV) and Cl_2 (11.48 eV) is positive and equal to 4.10 eV. This inelastic cross section $Q(\text{Cl}_2^+)$ corresponding to reaction (9) is validated from the good agreement obtained between the measurement ($k_{in}=6.0 \times 10^{-10} \text{ cm}^3\text{s}^{-1} \pm 20\%$ Anicich [26]) and the Monte Carlo calculations of the non-resonant charge transfer rate coefficient.

In the case of N_2^+/Ar system, the dominant interactions between N_2^+ and Ar occurring in our energy range (thermal energy up to about 100 eV) are, respectively, the elastic momentum transfer cross section (reaction 10) (Q_m in figure 4) and the non resonant charge transfer (reaction 11) ($Q(\text{Ar}^+)$ in figure 4). In fact reaction (reaction 12) producing ArN^+ is also observed by Tosi et al [27] but has a much more lower magnitude cross section and therefore has been neglected.



The inelastic cross section of reaction (11) is measured by Amme and Hayen [28] for energy range 50 eV to 10^3 eV. At low energy, the shape is given by the classical Firsov relation [29] also applicable to symmetric system while the magnitude of this cross section is fitted using the literature data (Ref [18]).

3. Ion transport and reaction coefficients in pure and gas mixtures

3.1 Ion swarm coefficients of Ar^+ and N_2^+ in pure Ar, Cl_2 and N_2

As previously emphasized, the sets of collision cross sections shown in figures 1 up 4 for Ar^+/Cl_2 , Ar^+/N_2 , N_2^+/Cl_2 and N_2^+/Ar systems have been fitted in order to lead to the best agreement possible between calculated and measured ion mobility data and rate coefficients of asymmetric charge transfer. For the considered ion/gas systems, there are experimental ion mobility data only in the case of N_2^+/Ar system. Therefore, in the other systems (Ar^+/Cl_2 , Ar^+/N_2 and N_2^+/Cl_2) where there are no experimental data on ion mobility, the momentum transfer cross section fitting fulfils to the following conditions:

- at low E/N (in the E/N region where mobility shows a plate as a function of E/N), the set of cross sections is chosen to have a good agreement between Monte Carlo simulation and Satoh's relation which already shows confident results in numerous ion/gas systems where there are experimental mobility data at low E/N,
- at higher E/N (after the mobility plate), the potential parameters (ε_m , r_m and n) needed to calculate the elastic momentum transfer cross section (relation 3) are chosen to have a mobility shape similar to the measurements already available in the literature for ion/gas systems having a behaviour close to the studied system in terms of reduced mass and colliding target. For instance, the E/N position of the maximum mobility bump shown in figure 5 in the case of Ar^+/N_2 system is chosen close to 180 Td corresponding to the case of a similar ion/gas system taken from literature (K^+/N_2 [5]).

Figure 5 shows the Ar^+ mobility data over a wide E/N range (from 1 Td up to 1000 Td) in the case of pure N_2 , Ar and Cl_2 . The available experimental literature data for Ar^+/Ar systems and the Satoh's data at low E/N (E/N=1 Td) are also displayed. First, as previously emphasized, the different sets of collision cross sections are chosen to fit the Satoh's value at low E/N. Then, we also observe the good agreement in the case of Ar^+/Ar system obtained from the set of the collision cross section taken from the literature (ref [10]). In the case of Ar^+/N_2 system, as already emphasized, the potential parameters are chosen in order to have a mobility shape near the E/N bump region (180 Td) similar to mobility data given in the literature in the case of a similar system (K^+/N_2 [5]). In the case of Ar^+/Cl_2 which has an asymmetric charge transfer process exothermic (effective even at low or thermal ion energy), the chosen potential parameters leads to a small bump near about 300 Td. The magnitude of the mobility data shown in figure 5 are directly linked to the inverse of the magnitude to the total collision cross sections (or Q_{tot} collision frequency). Indeed, the relation between mobility $K_0(E/N)$, isotropic part of ion distribution $\phi_0(\varepsilon_r)$ and total collision frequency $\nu_{tot}(\nu_{tot}(\varepsilon_r) = N(2\varepsilon_r / M_r)^{1/2} Q_{tot}(\varepsilon_r))$ can be written as:

$$K_0(E/N) \propto \int_0^{\infty} \frac{\varepsilon_r^{3/2}}{\nu_{tot}(\varepsilon_r)} \frac{\partial \phi_0(\varepsilon_r, E/N)}{\partial \varepsilon_r} d\varepsilon_r \quad (13)$$

This is why the mobility of Ar^+ in N_2 corresponding to the lowest total collision cross section (or collision frequency) is the highest one and the Ar^+/Cl_2 mobility is the lowest one.

Figure 6 shows the N_2^+ mobility data over a wide E/N range in the case of the same pure gases (N_2 , Ar and Cl_2). The available experimental literature data for N_2^+ /Ar and N_2^+ / N_2 systems and the Satoh's data at low E/N (E/N=1 Td) are also displayed. First, figure 6 confirms that the different sets of collision cross sections fit the Satoh's value at low E/N. Then, there are a good agreements between the calculated and measured mobility data in the case of the fitted N_2^+ /Ar set and the N_2^+ / N_2 set taken from the literature (ref [11]). In the case of N_2^+ / Cl_2 which has also an asymmetric charge transfer process exothermic (effective like Ar^+ / Cl_2 even at low or thermal ion energy), the chosen potential parameters leads to a small bump near about 400 Td due to an energy ε_m of the well depth potential higher than the one corresponding to Ar^+ / Cl_2 system. Furthermore as already emphasized, the magnitude of mobility data is inversely proportional to the total collision frequency. Therefore the mobility of N_2^+ in Ar corresponding to the lowest total collision frequency is the highest one and the N_2^+ / Cl_2 mobility is the lowest one.

Figure 7 displays as a function of mean ion energy a comparison between measured (Ref [19]) and calculated reaction rate coefficients of asymmetric charge transfer for Ar^+ / N_2 system for three gas temperatures. The good agreement between measurement and calculation confirms the good choice of the inelastic collision cross section shown in figure 2 for the asymmetric charge transfer process.

Figure 8 shows the variation over a wide E/N range (1 Td up to 1000 Td) of the inelastic reaction coefficients for asymmetric charge transfer for Ar^+ / N_2 , Ar^+ / Cl_2 , N_2^+ /Ar and N_2^+ / Cl_2 . The available experimental data at thermal or gas energy are also displayed at low E/N (1 Td). Obviously these inelastic reaction rate coefficients are very useful for the modelling of the ion chemistry inside the plasma discharge reactor particularly in the case of the crystal photonics applications.

The behaviour as a function of E/N of other ion data as for instance the longitudinal diffusion coefficients ND_L (very useful for a better understanding of the ion transport in plasma discharge of our interest) are shown in figures 9 and 10. The shape and the magnitude of the diffusion coefficient of each ion/gas systems are obviously completely determined by the total collision frequency $\nu_{tot}(\varepsilon_r)$ behaviour. In fact the isotropic diffusion coefficient D which is an average between transversal D_T and longitudinal D_L diffusion coefficients ($D = (D_L + 2D_T)/3$) is inversely proportional to $\nu_{tot}(\varepsilon_r)$:

$$ND(E/N) \propto \int_0^{\infty} \frac{\varepsilon_r^{3/2}}{\nu_{tot}(\varepsilon_r)} \phi_0(\varepsilon_r, E/N) d\varepsilon_r \quad (14)$$

For instance in figure 9 showing Ar^+ in the different gases (Ar, N_2 and Cl_2), at relatively low E/N the lowest diffusion coefficient corresponds to Ar^+ / Cl_2 system due to the highest total collision frequency. The crossing of ND_L of Ar^+ / Cl_2 with the one of Ar^+ /Ar at E/N around 150 Td is due to the inelastic charge transfer that becomes larger for Ar^+ /Ar. This obviously leads to a lower ion mean energy in presence of such inelastic processes with the same consequence on the longitudinal characteristic energy or diffusion coefficient. A quite similar behaviour of ND_L in the case of N_2^+ ion in Ar, N_2 and Cl_2 can be also observed in figure 10.

3.2 Ion swarm coefficients of Ar^+ and N_2^+ in binary and ternary mixtures involving Ar, Cl_2 and N_2

From the knowledge of the sets of elastic and inelastic collision cross sections in the different pure gases (Ar^+ / Cl_2 , Ar^+ / N_2 , N_2^+ / Cl_2 and N_2^+ /Ar), it is therefore possible to calculate from Monte Carlo simulations the transport and reaction coefficients of Ar^+ and also N_2^+ in the case of the different binary (Ar- Cl_2 or N_2 - Cl_2) and ternary (Ar- Cl_2 - N_2) mixtures. It is worth noting that the ion data in the gas mixtures are generally obtained from linearity laws as

for instance Blanc's law giving the ion mobility K_{mix} for a gas mixture from the knowledge of mobility data K_n of pure gases (x_n being the mole fraction of the gas of the species n and K_n the corresponding ion mobility).

$$\frac{I}{K_{mix}} = \sum_n \frac{x_n}{K_n} \quad (15)$$

However, the validity of Blanc's law is normally limited to the cases where there are only elastic processes and when the ion energy distribution function is maxwellian. In the following the ion mobility data obtained from Monte Carlo simulations are given in different binary and ternary mixtures and compared to Blanc's law.

Figures 11a and 11b show the inverse of Ar^+ mobility in the binary $Ar-Cl_2$ mixtures as a function of the proportion of Cl_2 at 100 Td (Fig 11a) and 1000 Td (Fig. 11b). At 100 Td, the increase of I/K_{mix} as a function Cl_2 proportion in the $Ar-Cl_2$ mixture obviously corresponds to a case where the total collision frequency is lower for the low Cl_2 proportion and then becomes higher with the Cl_2 proportion rise because the inverse of mobility is directly proportional to the total collision frequency (see relation 13). This trend is reversed at 1000 Td due to the presence of inelastic processes which play a larger role. Furthermore, there is a small but visible deviation between Monte Carlo calculation and Blanc's law at 100 Td (about 3%). This deviation is paradoxically lower or negligible at 1000 Td because the inelastic processes are supposed to play a larger role when E/N increases. In fact the negligible deviation from Blanc's law at 1000 Td is due to the specific shape and magnitude of inelastic processes at intermediate energy range (corresponding to the ion energy distribution for 1000 Td) in both Ar^+/Ar (large symmetric charge transfer) and Ar^+/Cl_2 (lower asymmetric charge transfer in the same energy range).

Figures 12a and 12b show the inverse of N_2^+ mobility in the binary $Ar-Cl_2$ mixtures as a function of the proportion of Cl_2 at 100 Td (Fig 12a) and 1000 Td (Fig. 12b). In this case the trend of the variation of the inverse of the mobility is the same as in figures 11: I/K_{mix} increases with Cl_2 proportion at 100 Td and decreases at 1000 Td. However, whatever E/N (100 Td or 1000 Td) there is a deviation that reaches about 5% between Monte Carlo simulation and Blanc's law.

Figures 13a and 13b show the inverse of Ar^+ mobility in the ternary $Ar-N_2-Cl_2$ mixtures as a function of the proportion of Cl_2 at 100 Td (Fig 13a) and 1000 Td (Fig. 13b). It is worth noting that Ar and N_2 have the same proportion whatever the Cl_2 proportion. In this case the trend of the variation of the inverse of the mobility is not the same as in the previous case at 1000 Td. Indeed, I/K_{mix} increases with Cl_2 proportion for both E/N values (100 Td and 1000 Td). This increase of I/K_{mix} at $E/N=1000$ Td from about 1.1 V s cm^{-2} (I/K_{mix} value for Ar^+ in 50% N_2 -50% Ar) up to 1.4 V s cm^{-2} (value for Ar^+ in 100% Cl_2) is coherent with the results already shown in figure 11b in the case of Ar^+ in the binary $Ar-Cl_2$ mixture. This is due to the specific shape and magnitude in the intermediate energy range of the elastic and inelastic collision cross sections of Ar^+ interacting with the different neutral species (Ar , N_2 and Cl_2).

Figures 14a and 14b show the inverse of N_2^+ mobility in the ternary $Ar-N_2-Cl_2$ mixtures as a function of the proportion of Cl_2 at 100 Td (Fig 13a) and 1000 Td (Fig. 13b). The proportions of Ar and N_2 are the same in the mixture when the Cl_2 proportion varies. In this case, the trend of the variation of I/K_{mix} is also similar to the trend already observed in figures 11 and 12: I/K_{mix} increases with Cl_2 proportion at 100 Td and decreases at 1000 Td. Furthermore, whatever the E/N value (100 Td or 1000 Td) the deviation between Monte Carlo simulation and Blanc's law is always present and reach a maximum of 10%.

4. Conclusion

The ion swarm transport coefficients (reduced mobility, diffusion coefficients and reaction rate coefficients) of Ar^+/Cl_2 , Ar^+/N_2 , N_2^+/Cl_2 and N_2^+/Ar have been determined from a Monte Carlo simulation using calculated elastic and experimentally estimated inelastic collision cross sections. The calculation of elastic momentum transfer cross sections are based on a semi-classical JWKB approximation using on a rigid core interaction potential model while the inelastic cross sections have been fitted using the measured ion conversion reaction coefficients. Then, the cross sections sets are fitted using at low E/N range the zero-field mobility calculated from the Satoh's relation and the measured mobility data available in the literature for N_2^+/Ar . For the other systems where there are no experimental mobility data at higher E/N range, we used the physical properties of each considered ion/gas system. The sets of elastic and inelastic collision cross sections are then given for the first time in the literature in Ar^+/Cl_2 , Ar^+/N_2 , N_2^+/Cl_2 and N_2^+/Ar systems. Then, the ion transport and reaction coefficients are calculated also for the first time in the literature over a wide range of E/N for Ar^+ and N_2^+ in pure gases and also in binary and ternary mixtures involving Cl_2 , Ar and N_2 . The deviations between the mobility data calculated from Monte Carlo simulations and the linear Blanc's law are also analysed in the case of different gas mixtures ; these deviations do not exceed 10% in the chosen E/N range. The ion swarm data given in this work are needed for the modelling and simulation of non equilibrium low pressure electrical discharges used more particularly for etching of the III-V compounds in the field of crystal photonic applications.

Acknowledgement:

This work has been undertaken in the framework of an international cooperation between CNRS (French Center of Scientific Research) and MESRS (Algerian Ministry of higher Education and Research).

References:

- [1] Rhallabi A 2005 *Journal of Vacuum Science Technology B: Microelectronics and Nanometer Structures* **23** 1984
- [2] Edwards G T, Sobiesierski A, Westwood D I, and Smowton P M 2007 *Semiconductor Science Technology* **22** 1010
- [3] Hahn Y B, Hays D C, Donovan S M, Abernathy C R, Han J, Shul R J, Cho H, Jung K B, and Pearton S J 1999 *Journal of Vacuum Science Technology A* **17** 768
- [4] Lai Y H, Yeh C T, Hwang J M, Hwang H L, Chen C T, and Hung W H 2001 *Journal of Physical Chemistry B* **105** 10029
- [5] Ellis H W, Pai R Y, McDaniel E W, Mason E A and Viehland L A 1976 *Atomic Data and Nuclear Data Tables* **17** 177–210 ; Ellis H W, McDaniel E W, Albritton D L, Viehland L A, Lin S L and Mason E A 1978 *Atomic Data and Nuclear Data Tables* **22** 179–217; Ellis H W, Thackston M G, McDaniel E W and Mason E A 1984 *Atomic Data and Nuclear Data Tables* **31** 113–51
- [6] Viehland L A and E.A. Mason 1995 *Atom. Data Nucl. Tab.* **60** 37
- [7] Petrovic Z, Raspopovic Z M, Stojanovic V D, Jovanovic J V, Malovic G, Makabe T, De Urquijo J 2007 *Appl. Surf. Sc.* **253** 6619

- [8] Nelson D, Benhenni M, Eichwald O, and Yousfi M 2003 *J. Appl. Phys.* **94** 96
- [9] Yousfi M, Hennad A and Benhenni M 2007 *J. Phys. D: Appl. Phys.* **40** 1751
- [10] Phelps A V 1992 *J. Phys. Chem. Ref. Data* **21**, 883
- [11] Phelps A V 1991 *J. Phys. Chem. Ref. Data*, **20** 557; Hennad A 1996 *PhD Thesis* University Paul Sabatier of Toulouse, France
- [12] Subbramonuim P and Kushner M J 2002 *J. Vac. Sci. Technol. A* **14** 325
- [13] Yousfi M, Hennad A, and Eichwald O 1998 *J. Appl. Phys.* **84** 4161
- [14] Satoh Y, Takebe M, and Iinuma K, 1987 *J. Chem. Phys.* **87** 6250
- [15] Munn R J, Mason E A, and Smith F J, 1964 *J. Chem. Phys.* **41** 3978; Mason E A and Schamp H W, 1958 *Annual Physics* **4** 233
- [16] Murrell J N 1982 *Chem. Phys. Lett.* **93** 521
- [17] Spanel P, Tichy M, and Smith D 1993 *Int. J. Mass Spectrom. Ion Processes* **129** 155
- [18] Ikezoe Y, Matsuoka S, Takebe M, and Viggiano A 1986 *Gas phase Ion-Molecule reaction rate constants through 1986, Ion reaction research group of mass spectroscopy society of Japan*
- [19] Viggiano A, Van Doren J M, Morris R A, and Paulson J F 1990 *J. Chem. Phys.* **93** 4761
- [20] Smith D and Adams N G 1981 *Phys. Rev. A* **23** 2327
- [21] Liao C L, Shao J D, Xu R, Flesch G D, Li Y G, and Ng C Y 1986 *J. Chem. Phys.* **85** 3874
- [22] Liao C L, Xu R, and Ng C Y 1986 *J. Chem. Phys.* **84** 1948
- [23] Flesch G D and Ng C Y 1990 *J. Chem. Phys.* **92** 2876
- [24] Flesch G D and Ng C Y 1992 *J. Chem. Phys.* **97** 162
- [25] Tosi P, Dmitrijev O, and Bassi D 1992 *Chem. Phys. Letters* **200** 483
- [26] Anicich V G 1993 *J. Phys. Chem. Ref. Data* **22** 1469
- [27] Tosi P, Correale R, Lu W, and Bassi D 1999 *J. Chem. Phys.* **110** 4276
- [28] Amme R C and Hayden H C 1965 *J. Chem. Phys.* **42** 2011
- [29] Firsov O B 1951 *Sov. Phys. JETP* **21** 1001
- [30] Basurto E, De Urquijo J, Alvarez I, and Cisneros C 2000 *Phys. Rev. E* **61** 3053

Figure Captions:

Figure 1 : Set of collision cross sections for elastic momentum transfer Q_m and non-resonant charge transfer $Q(Cl_2^+, Cl^+)$ processes in the case of Ar^+/Cl_2 system

Figure 2: Set of collision cross sections for elastic momentum transfer Q_m and non-resonant charge transfer $Q(N_2^+)$ processes in the case of Ar^+/N_2 system

Figure 3: Set of collision cross sections for elastic momentum transfer Q_m and non-resonant charge transfer $Q(Cl_2^+)$ processes in the case of N_2^+/Cl_2 system

Figure 4: Set of collision cross sections for elastic momentum transfer Q_m and non-resonant charge transfer $Q(Ar^+)$ processes in the case of N_2^+/Ar system

Figure 5: Reduced ion mobility as a function of E/N for Ar^+ in pure Ar , Cl_2 and N_2 with comparison with Satoh's relation (\blacktriangle) at low E/N and comparison with experimental mobility data (Basurto et al [30]) in the case of Ar^+/Ar

Figure 6: Reduced ion mobility as a function of E/N for N_2^+ in pure Ar , Cl_2 and N_2 with comparisons with Satoh's relation (\blacktriangle) at low E/N and comparison with the experimental mobility data (Ellis et al compilation [5]) in the cases of N_2^+/Ar and N_2^+/N_2

Figure 7: Comparison between measured and calculated reaction rate coefficients of non-resonant charge transfer process for interactions of Ar^+ with N_2 (reaction 5). Experimental data (Viaggiano et al [19]) are given for different gas temperatures.

Figure 8: Inelastic collision rate coefficients as a function of E/N in the cases of Ar^+/Cl_2 , Ar^+/N_2 , N_2^+/Cl_2 and N_2^+/Ar systems Symbols are taken from the experimental data of Ikezeo et al [18] and the compilation of Anicich [26]

Figure 9: Longitudinal ion diffusion coefficient as a function of E/N in the case of Ar^+ interacting with pure Ar , Cl_2 and N_2

Figure 10: Longitudinal ion diffusion coefficient as a function of E/N in the case of N_2^+ interacting with pure Ar , Cl_2 and N_2

Figure 11a: The inverse of Ar^+ mobility in the $Ar-Cl_2$ mixtures as a function of the proportion of Cl_2 at 100 Td. Monte Carlo calculations (Solid line) are compared to Blanc's law (Dashed line)

Figure 11b: The inverse of Ar^+ mobility in the $Ar-Cl_2$ mixtures as a function of the proportion of Cl_2 at 1000 Td. Monte Carlo calculations (Solid line) are compared to Blanc's law (symbols)

Figure 12a: The inverse of N_2^+ mobility in the N_2-Cl_2 mixtures as a function of the proportion of Cl_2 at 100 Td. Monte Carlo calculations (Solid line) are compared to Blanc's law (Dashed line)

Figure 12b: The inverse of N_2^+ mobility in the N_2-Cl_2 mixtures as a function of the proportion of Cl_2 at 1000 Td. Monte Carlo calculations (Solid line) are compared to Blanc's law (Dashed line)

Figure 13a: The inverse of Ar^+ mobility in the $Ar-N_2-Cl_2$ mixtures as a function of the proportion of Cl_2 at 100 Td. Noting that Ar and N_2 have the same proportion whatever the Cl_2 proportion. Monte Carlo calculations (Solid line) are compared to Blanc's law (Dashed line).

Figure 13b: The inverse of Ar^+ mobility in the $Ar-N_2-Cl_2$ mixtures as a function of the proportion of Cl_2 at 1000 Td. Noting that Ar and N_2 have the same proportion whatever the Cl_2 proportion. Monte Carlo calculations (Solid line) are compared to Blanc's law (Symbols)

Figure 14a: The inverse of N_2^+ mobility in the Ar- N_2 - Cl_2 mixtures as a function of the proportion of Cl_2 at 100 Td. Noting that Ar and N_2 have the same proportion whatever the Cl_2 proportion. Monte Carlo calculations (Solid line) are compared to Blanc's law (Dashed line).

Figure 14b: The inverse of N_2^+ mobility in the Ar- N_2 - Cl_2 mixtures as a function of the proportion of Cl_2 at 100 Td. Noting that Ar and N_2 have the same proportion whatever the Cl_2 proportion. Monte Carlo calculations (Solid line) are compared to Blanc's law (Dashed line).

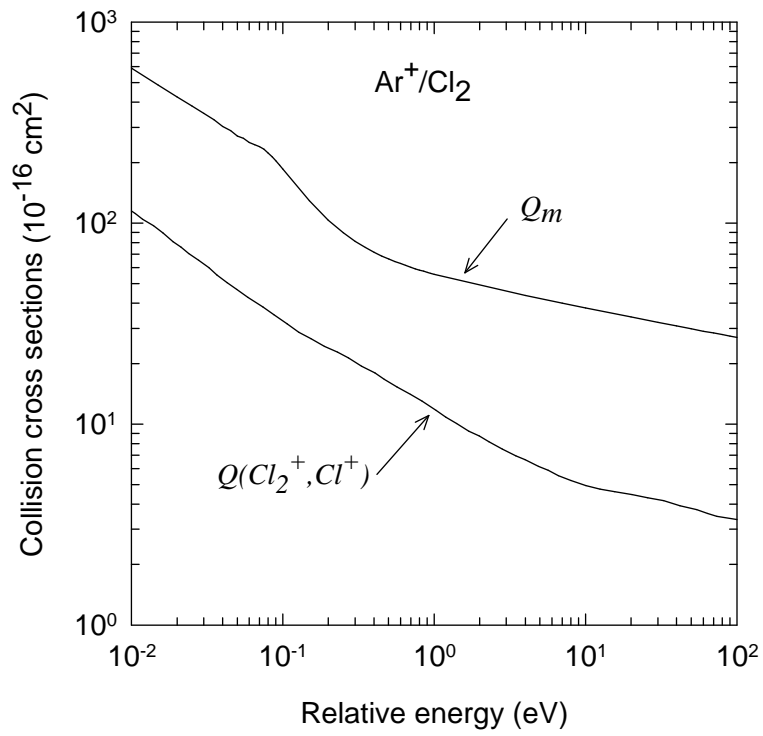


Figure 1 : Set of collision cross sections for elastic momentum transfer Q_m and non-resonant charge transfer $Q(Cl_2^+, Cl^+)$ processes in the case of Ar^+/Cl_2 system

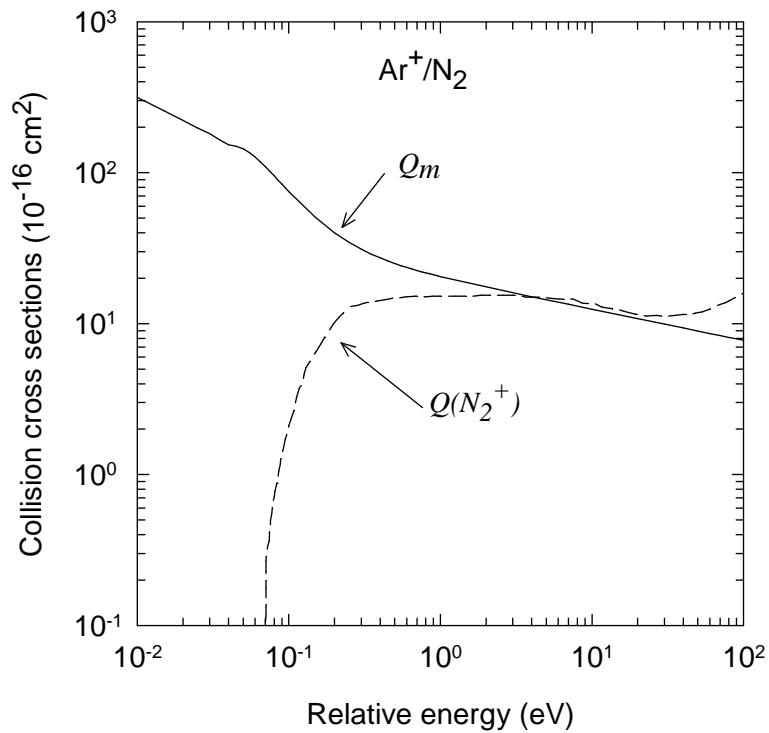


Figure 2: Set of collision cross sections for elastic momentum transfer Q_m and non-resonant charge transfer $Q(N_2^+)$ processes in the case of Ar^+/N_2 system

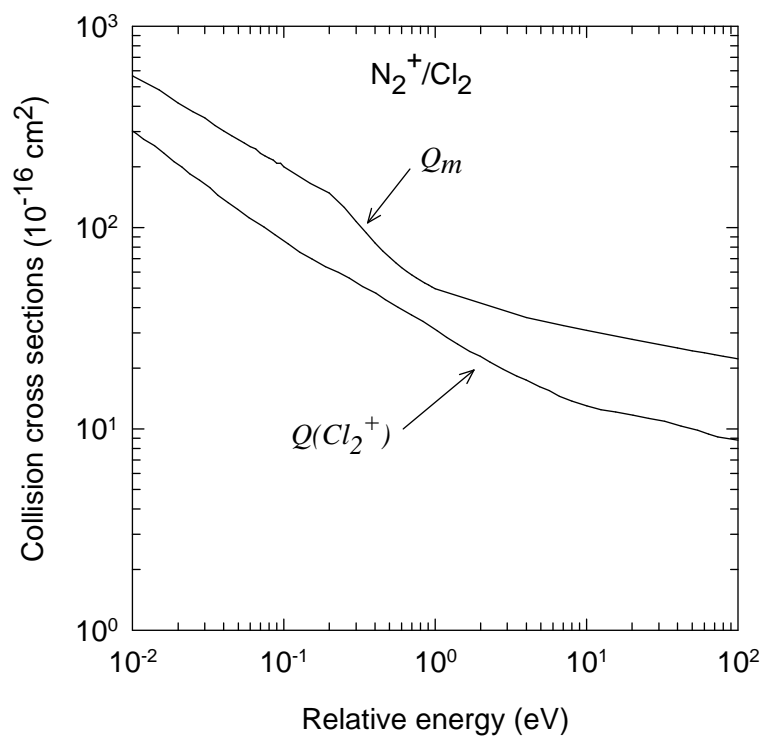


Figure 3: Set of collision cross sections for elastic momentum transfer Q_m and non-resonant charge transfer $Q(Cl_2^+)$ processes in the case of N_2^+/Cl_2 system

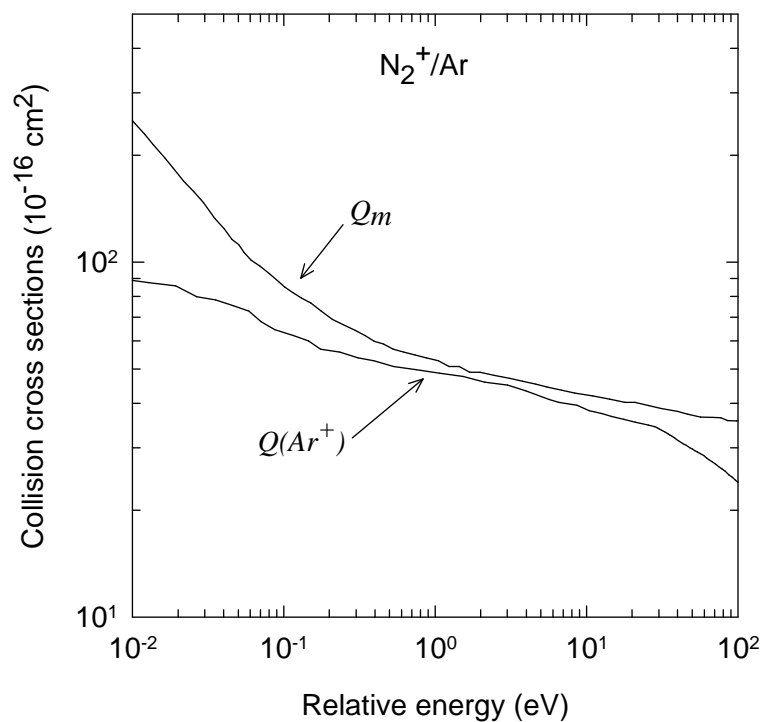


Figure 4: Set of collision cross sections for elastic momentum transfer Q_m and non-resonant charge transfer $Q(Ar^+)$ processes in the case of N_2^+/Ar system

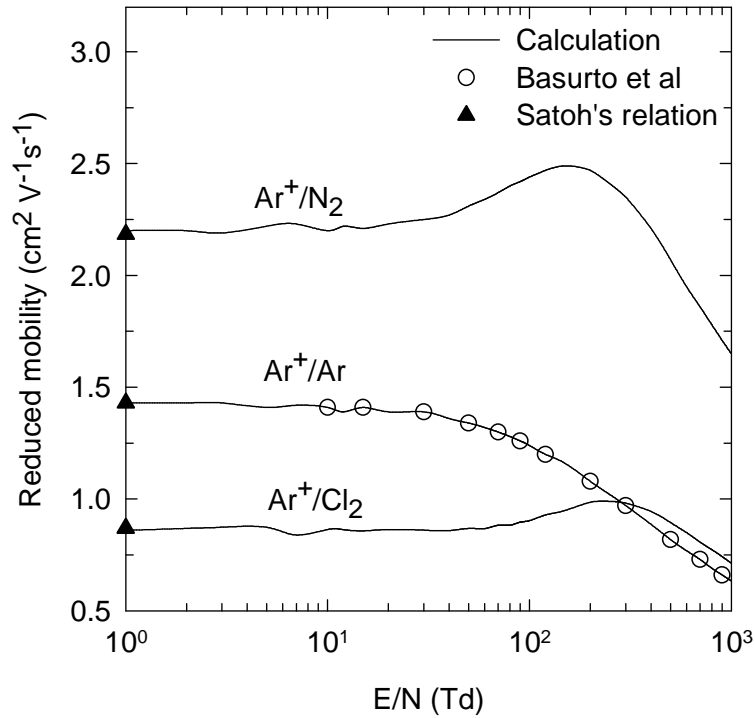


Figure 5: Reduced ion mobility as a function of E/N for Ar^+ in pure Ar , Cl_2 and N_2 with comparison with Sato's relation (\blacktriangle) at low E/N and comparison with experimental mobility data (Basurto et al [30]) in the case of Ar^+/Ar

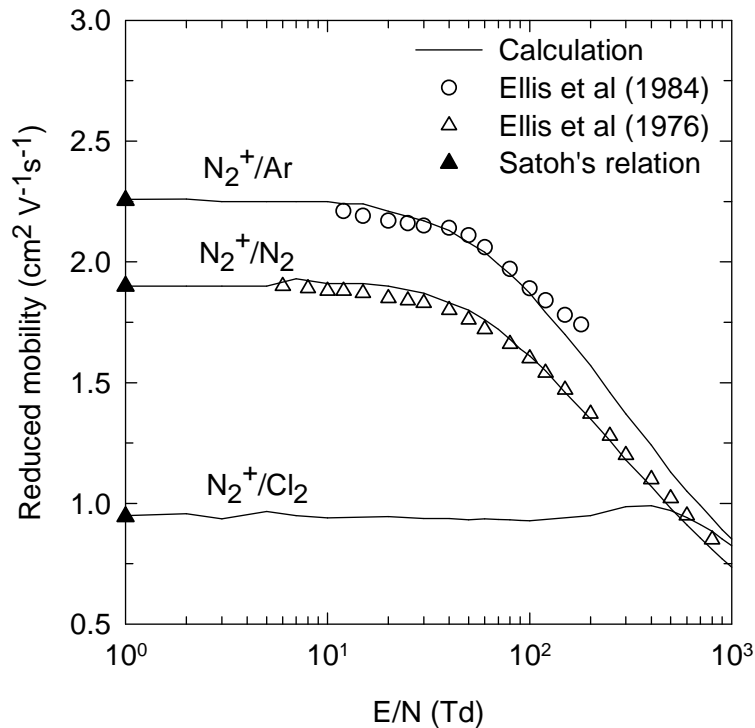


Figure 6: Reduced ion mobility as a function of E/N for N_2^+ in pure Ar , Cl_2 and N_2 with comparisons with Sato's relation (\blacktriangle) at low E/N and comparison with the experimental mobility data (Ellis et al compilation [5]) in the cases of N_2^+/Ar and N_2^+/N_2

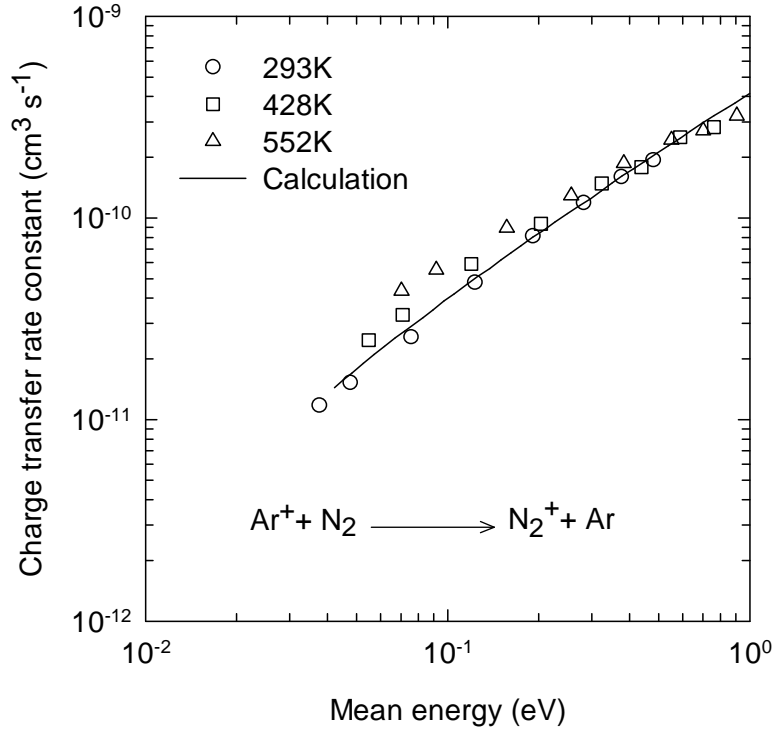


Figure 7: Comparison between measured and calculated reaction rate coefficients of non-resonant charge transfer process for interactions of Ar^+ with N_2 (reaction 5). Experimental data (Viaggiano et al [19]) are given for different gas temperatures.

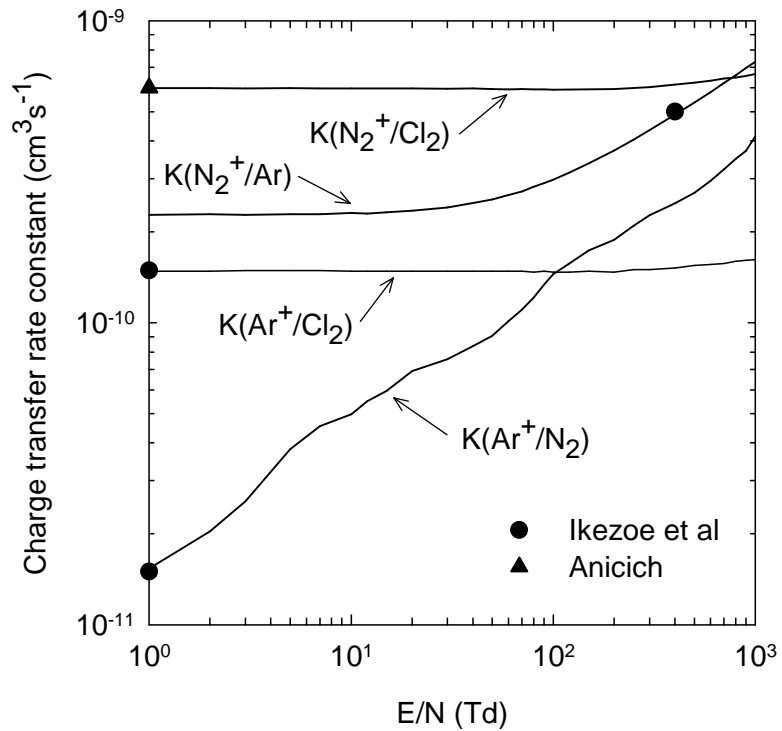


Figure 8: Inelastic collision rate coefficients as a function of E/N in the cases of Ar^+/Cl_2 , Ar^+/N_2 , N_2^+/Cl_2 and N_2^+/Ar systems. Symbols are taken from the experimental data of Ikezoe et al [18] and the compilation of Anicich [26].

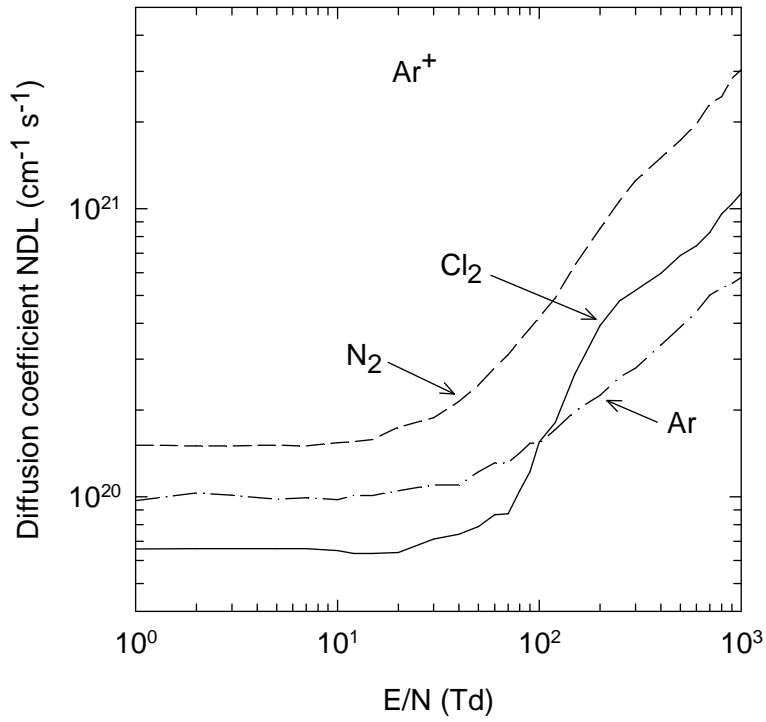


Figure 9: Longitudinal ion diffusion coefficient as a function of E/N in the case of Ar^+ interacting with pure Ar, Cl_2 and N_2

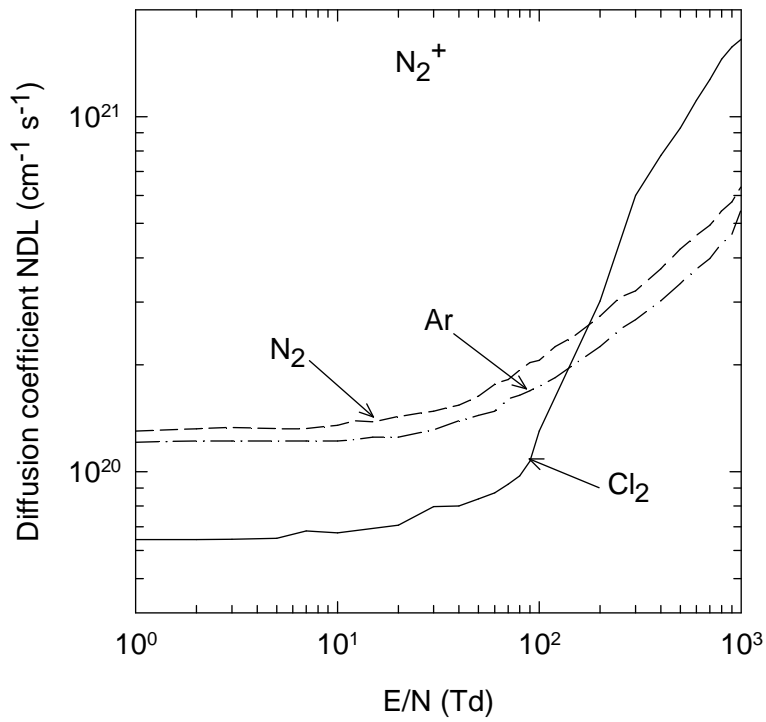


Figure 10: Longitudinal ion diffusion coefficient as a function of E/N in the case of N_2^+ interacting with pure Ar, Cl_2 and N_2

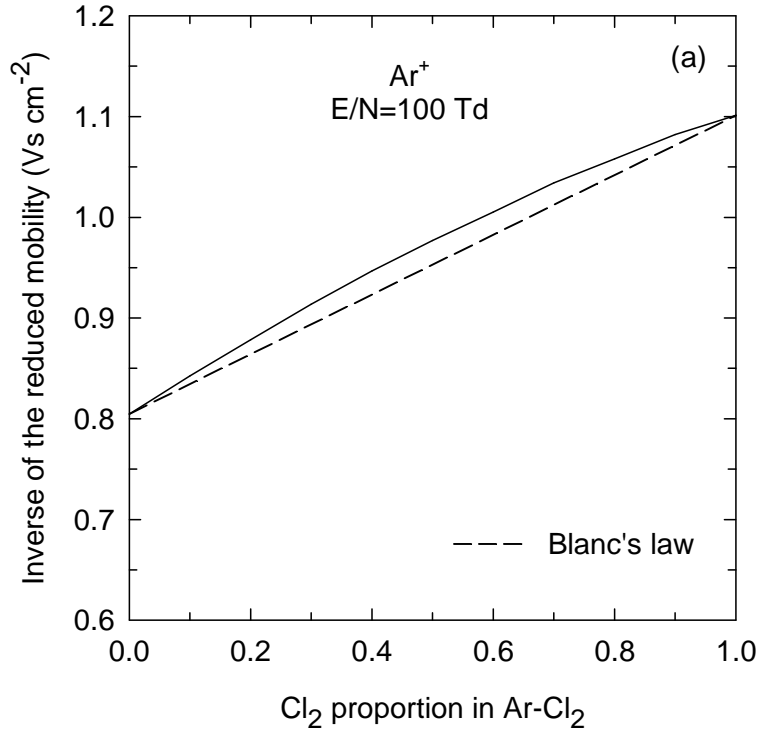


Figure 11a: The inverse of Ar⁺ mobility in the Ar-Cl₂ mixtures as a function of the proportion of Cl₂ at 100 Td. Monte Carlo calculations (Solid line) are compared to Blanc's law (Dashed line)

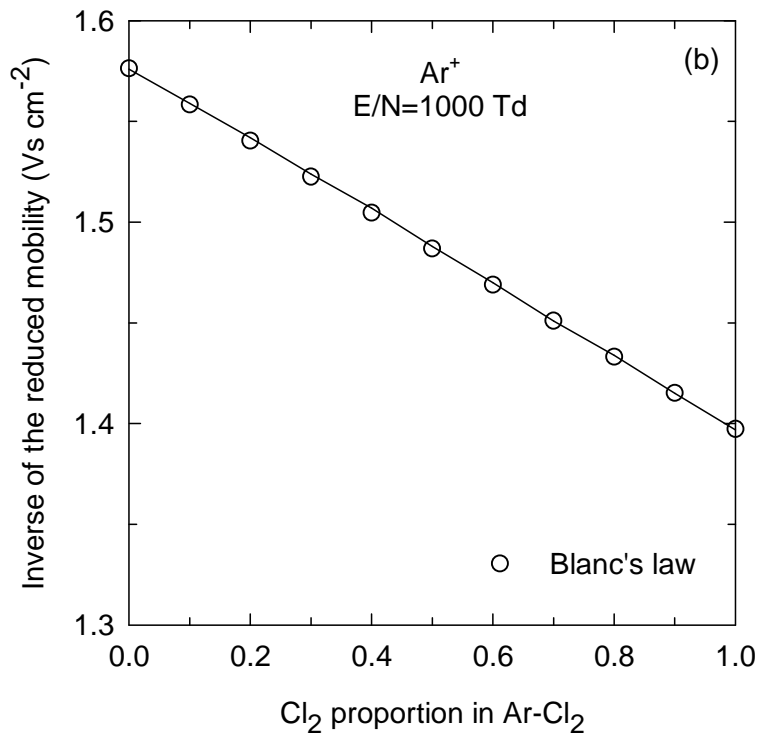


Figure 11b: The inverse of Ar⁺ mobility in the Ar-Cl₂ mixtures as a function of the proportion of Cl₂ at 1000 Td. Monte Carlo calculations (Solid line) are compared to Blanc's law (symbols)

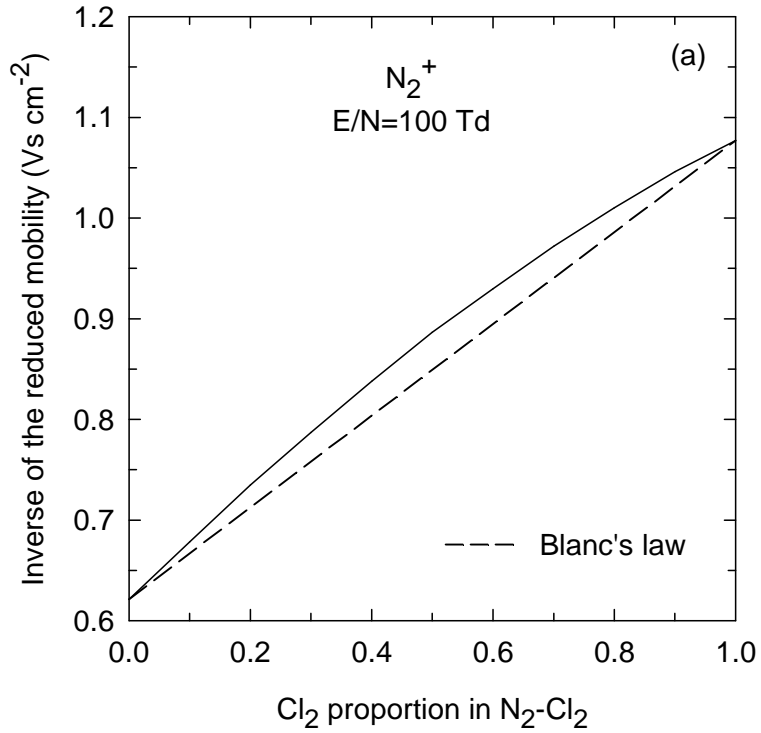


Figure 12a: The inverse of N_2^+ mobility in the N_2 -Cl₂ mixtures as a function of the proportion of Cl₂ at 100 Td. Monte Carlo calculations (Solid line) are compared to Blanc's law (Dashed line)

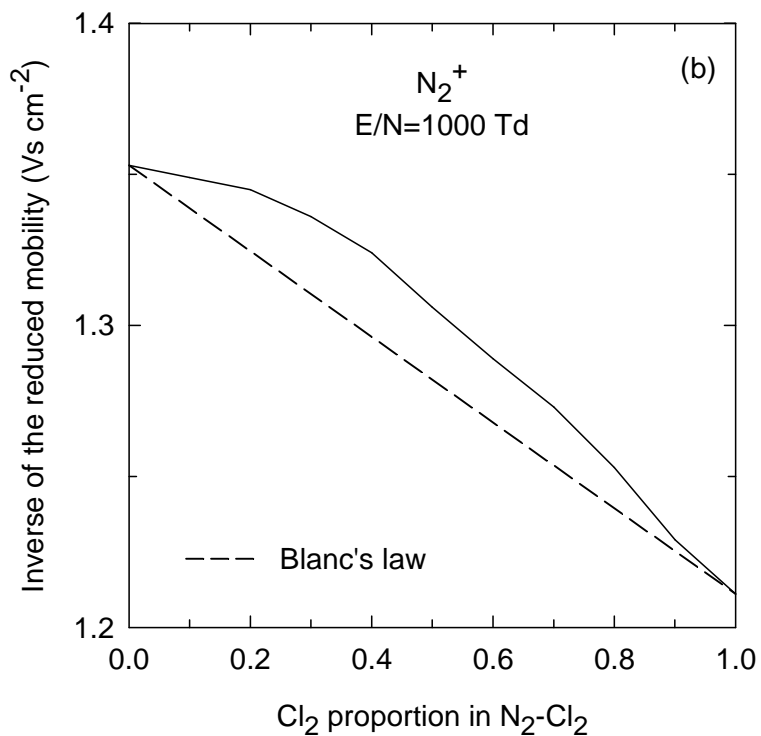


Figure 12b: The inverse of N_2^+ mobility in the N_2 -Cl₂ mixtures as a function of the proportion of Cl₂ at 1000 Td. Monte Carlo calculations (Solid line) are compared to Blanc's law (Dashed line)

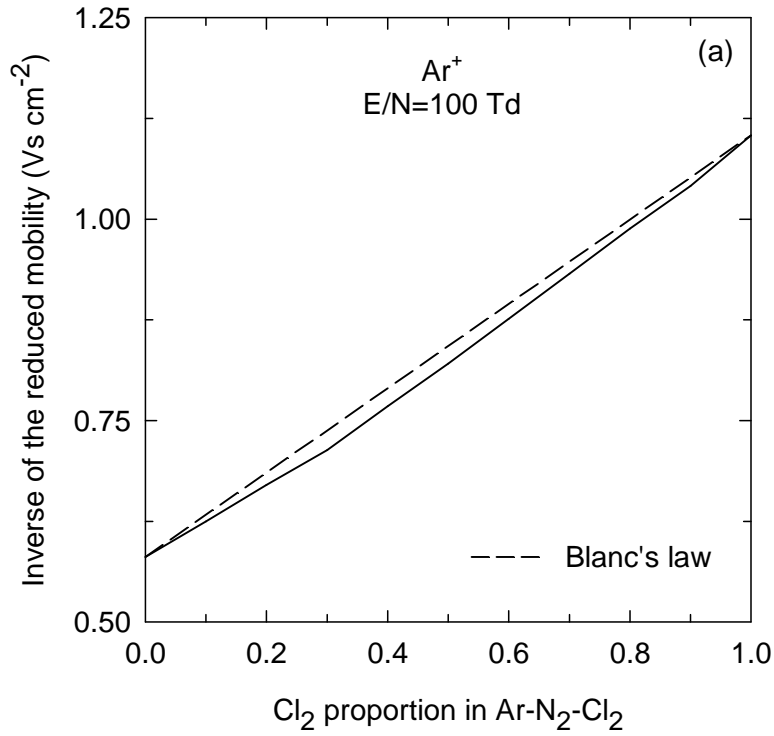


Figure 13a: The inverse of Ar^+ mobility in the $\text{Ar-N}_2\text{-Cl}_2$ mixtures as a function of the proportion of Cl_2 at 100 Td. Noting that Ar and N_2 have the same proportion whatever the Cl_2 proportion. Monte Carlo calculations (Solid line) are compared to Blanc's law (Dashed line).

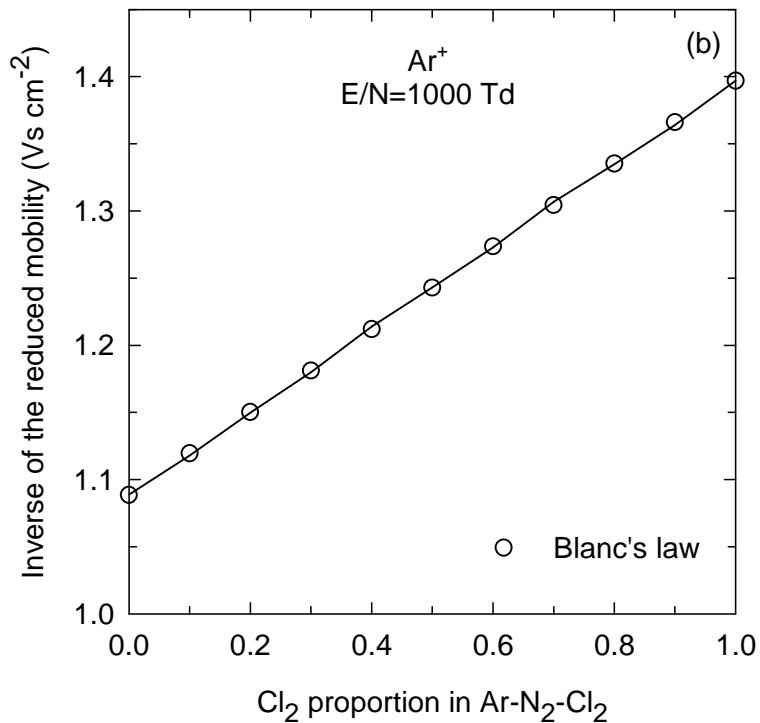


Figure 13b: The inverse of Ar^+ mobility in the $\text{Ar-N}_2\text{-Cl}_2$ mixtures as a function of the proportion of Cl_2 at 1000 Td. Noting that Ar and N_2 have the same proportion whatever the Cl_2 proportion. Monte Carlo calculations (Solid line) are compared to Blanc's law (Symbols).

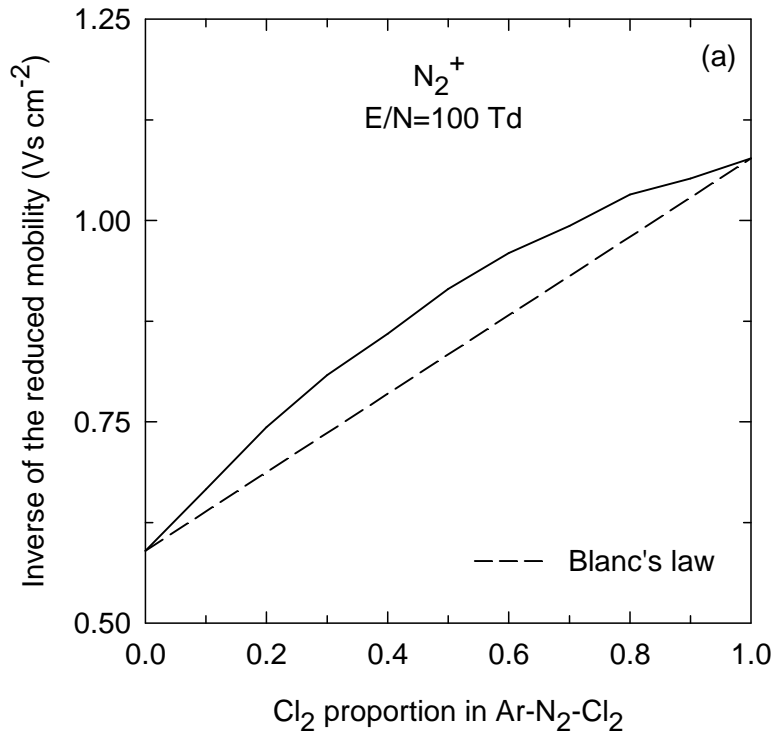


Figure 14a: The inverse of N_2^+ mobility in the Ar-N₂-Cl₂ mixtures as a function of the proportion of Cl₂ at 100 Td. Noting that Ar and N₂ have the same proportion whatever the Cl₂ proportion. Monte Carlo calculations (Solid line) are compared to Blanc's law (Dashed line).

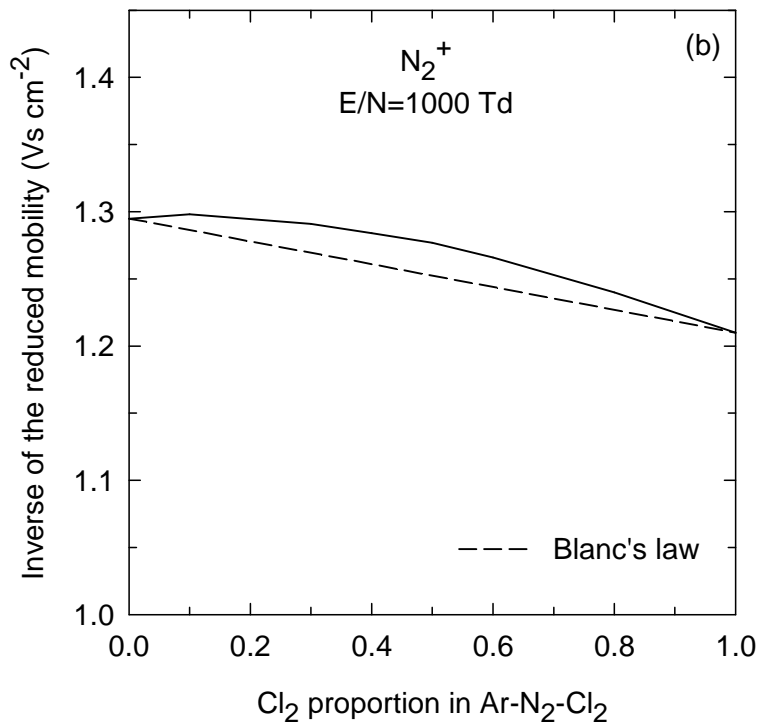


Figure 14b: The inverse of N_2^+ mobility in the Ar-N₂-Cl₂ mixtures as a function of the proportion of Cl₂ at 100 Td. Noting that Ar and N₂ have the same proportion whatever the Cl₂ proportion. Monte Carlo calculations (Solid line) are compared to Blanc's law (Dashed line).