



**HAL**  
open science

# Inferring sparse Gaussian graphical models with latent structure

Christophe Ambroise, Julien Chiquet, Catherine Matias

► **To cite this version:**

Christophe Ambroise, Julien Chiquet, Catherine Matias. Inferring sparse Gaussian graphical models with latent structure. *Electronic Journal of Statistics*, 2009, 3, pp.205-238. 10.1214/08-EJS314 . hal-00592201

**HAL Id: hal-00592201**

**<https://hal.science/hal-00592201>**

Submitted on 11 May 2011

**HAL** is a multi-disciplinary open access archive for the deposit and dissemination of scientific research documents, whether they are published or not. The documents may come from teaching and research institutions in France or abroad, or from public or private research centers.

L'archive ouverte pluridisciplinaire **HAL**, est destinée au dépôt et à la diffusion de documents scientifiques de niveau recherche, publiés ou non, émanant des établissements d'enseignement et de recherche français ou étrangers, des laboratoires publics ou privés.

# Inferring sparse Gaussian graphical models with latent structure

Christophe Ambroise, Julien Chiquet and Catherine Matias

*Laboratoire Statistique et Génome  
UMR CNRS 8071, INRA 1152, Université d'Évry  
523, place des Terrasses de l'Agora  
91000 Évry, FRANCE*

*e-mail:* [christophe.ambroise](mailto:christophe.ambroise); [julien.chiquet](mailto:julien.chiquet); [catherine.matias@genopole.cnrs.fr](mailto:catherine.matias@genopole.cnrs.fr)  
*url:* <http://stat.genopole.cnrs.fr>

**Abstract:** Our concern is selecting the concentration matrix's nonzero coefficients for a sparse Gaussian graphical model in a high-dimensional setting. This corresponds to estimating the graph of conditional dependencies between the variables. We describe a novel framework taking into account a latent structure on the concentration matrix. This latent structure is used to drive a penalty matrix and thus to recover a graphical model with a constrained topology. Our method uses an  $\ell_1$  penalized likelihood criterion. Inference of the graph of conditional dependencies between the variates and of the hidden variables is performed simultaneously in an iterative EM-like algorithm named SIMoNe (Statistical Inference for Modular Networks). Performances are illustrated on synthetic as well as real data, the latter concerning breast cancer. For gene regulation networks, our method can provide a useful insight both on the mutual influence existing between genes, and on the modules existing in the network.

**AMS 2000 subject classifications:** Primary 62H20, 62J07; secondary 62H30.

**Keywords and phrases:** Gaussian graphical model, Mixture model,  $\ell_1$ -penalization, Model selection, Variational inference, EM algorithm.

Received October 2008.

## 1. Introduction

Estimating the concentration matrix (namely the inverse of the covariance matrix) of a Gaussian vector in a sparse, high-dimensional setting has received much attention recently. Graphical models provide a convenient setting for modelling multivariate dependence patterns. In this framework, an undirected graph is matched to the Gaussian random vector, where each vertex corresponds to one coordinate of the vector, and an edge is not present between two vertices if the corresponding random variables are independent, conditional on the remaining variables. Now, conditional independence between two coordinates of the Gaussian random vector corresponds exactly to a zero entry in the concentration matrix. Thus, detecting nonzero elements in the concentration matrix is equivalent to reconstructing the Gaussian graphical model (GGM, see e.g. [Lauritzen 1996](#)).

We focus here on the crucial problem of selecting the concentration matrix's nonzero coefficients. In other words, we focus on variable selection rather than estimation. Application areas include gene regulation graph inference in Biology (using gene expression data), as well as spectroscopy, climate studies, functional magnetic resonance imaging, etc. We provide a very novel approach driving the graph selection according to an unobserved modular structure on the vertices.

The idea of covariance selection first appeared in the work of [Dempster \(1972\)](#). In the so-called 'large  $p$ , small  $n$ ' setting (namely when the number of observations is smaller than the dimension of the observed response), the need for covariance selection is huge, as the empirical covariance matrix is no longer regular.

The different methods for model selection/estimation in GGMs roughly fall into three categories. The first contains constraint-based methods, performing statistical tests. We mention that the procedure in [Drton and Perlman \(2007; 2008\)](#) relies on asymptotic considerations, a regime never attained in real situations. Limited-order partial correlations were also considered ([Wille and Bühlmann 2006](#), [Castelo and Roverato 2006](#)). The second of these categories is composed of Bayesian approaches ([Dobra et al. 2004](#), [Jones et al. 2005](#)). However, constructing priors on the set of concentration matrices is not a trivial task and the use of MCMC procedures limits the range of applications to moderate-sized networks. The third type of method contains score-based methods. Before focusing on these, let us first introduce regularization procedures.

In the context of linear regression, the LASSO (least absolute shrinkage and selection operator) technique was introduced by [Tibshirani \(1996\)](#). The idea underlying this procedure is that ordinary least squares criterion may be improved in a sparse context, using an  $\ell_1$ -norm penalty. The  $\ell_1$ -norm penalty shrinks the estimates to zero while preserving the convexity of the optimization problem. Note that the  $\ell_1$ -norm penalization is also known as 'basis pursuit' in signal processing ([Chen et al. 2001](#)).

[Meinshausen and Bühlmann \(2006\)](#) were the first authors to apply LASSO techniques for inferring a concentration matrix in a GGM. Their approach is to solve  $p$  different LASSO regression problems, where  $p$  is the dimension of the observed vector. The main drawback of such a procedure is that a symmetrization step is required to obtain the final network. It might, for instance, be the case that the estimator of the regression coefficient for  $X_i$  on  $X_j$  is zero, whereas the estimator for  $X_j$  on  $X_i$  is not. [Meinshausen and Bühlmann](#) propose to use either an 'AND' or an 'OR' final step procedure to recover an undirected correlation graph. However, these two procedures might result in different estimates and there is no way of choosing between them. Moreover, as will be argued in this work (Section 3.4), such a procedure corresponds in fact to a pseudo-likelihood maximization approach.

Subsequently, two other articles, [Banerjee et al. \(2008\)](#) and [Yuan and Lin \(2007\)](#), independently provided an improvement of the initial work of [Meinshausen and Bühlmann \(2006\)](#). In both works, the problem is seen as a penalized maximum likelihood (PML) problem. Instead of considering  $p$  different regression problems, these two articles focus on the likelihood of the Gaus-

sian vector, penalizing the entries of the concentration matrix with an  $\ell_1$ -norm penalty. They explain how the PML estimation may be solved as a 'LASSO-like' problem. The major issue with PML strategies in the context of the concentration matrix estimation is to obtain a positive definite estimate. However, the approach for solving the problem in Yuan and Lin (2007) is not suited to high-dimensional settings, in contrast to the approach proposed in Banerjee et al. (2008).

The next improvement in this vein comes with the GLasso of Friedman et al. (2008). The authors combine the block coordinate descent technique appearing in Banerjee et al. (2008) with a second coordinate descent method in order to solve the underlying LASSO problem. Fu (1998) initially proposed a coordinate optimization procedure to solve the LASSO, recently revisited in Friedman et al. (2007) and Wu and Lange (2008). In the high dimensional setting, these procedures are attractive in terms of computational cost and represent an alternative to the homotopy method of Osborne et al. (2000) and Efron et al. (2004). Our method will make use of the GLasso procedure.

To conclude this part, we remark that a completely different shrinkage estimate was proposed by Schäfer and Strimmer (2005) in the same context. This approach consists in using a weighted average of two different estimators, the first being unconstrained (thus having small bias but large variance), the second being low-dimensional (and thus exhibiting small variance but large bias).

Now let us motivate the use of hidden structures in networks. Modularity is a property observed in real (biological) networks (see for instance Ihmels et al. 2002). Heterogeneity in the node behaviors is an important property of these data. For example, so-called 'hubs' are highly connected nodes, showing a different behavior from the rest of the graph nodes. An interesting model capturing these features is a mixture model for random graphs (see for instance Daudin et al. 2008). This model has been rediscovered many times in the literature, and a non exhaustive bibliography should include Frank and Harary (1982), Snijders and Nowicki (1997), Nowicki and Snijders (2001), Tallberg (2005), Daudin et al. (2008), Mariadassou and Robin (2007), Zanghi et al. (2008). To state it simply, this model assumes that each node belongs to some unobserved group. Conditional on the node groups, the (weighted) edges are independent and identically distributed (i.i.d.) random variables, whose distribution depends on the groups of the nodes to be connected. As we are interested in GGMS, weighted edges correspond to entries of the concentration matrix.

In this work, we aim at estimating a hidden structure, namely node groups, while discovering the network. This hidden structure should help us in choosing *adaptive* penalty parameters. Indeed, we wish to penalize the elements of the concentration matrix according to the unobserved clusters to which the nodes belong. For instance, if two nodes belong to the same unobserved group, we wish to lower the penalty parameter acting on the corresponding entry in the concentration matrix. Conversely, if we increase the penalty parameters on the entries corresponding to nodes belonging to different groups, we shrink the estimated coefficient to zero. Our approach is completely new and improves inference of sparse modular networks.

Another adaptive LASSO procedure is given in [Zou \(2006\)](#), whose idea is to lower the bias of the large coefficients by adapting the penalty parameter of each coefficient so that it automatically scales with the inferred value. Contrarily to [Zou \(2006\)](#), our procedure rather adapts to the underlying structure of the graph.

**Model.** Let us now briefly describe the general approach of our work. The model will be presented in detail in Section 2. Let  $X = (X_1, \dots, X_p)^\top$  be a Gaussian random vector in  $\mathbb{R}^p$ , with zero mean and positive definite covariance matrix  $\Sigma$ , namely  $X \sim \mathcal{N}(\mathbf{0}_p, \Sigma)$ . We observe i.i.d vectors  $(X^1, \dots, X^n)$  with the same distribution as  $X$ . The matrix  $\mathbf{K} = \Sigma^{-1}$  is the concentration matrix of the model. Let  $\mathbf{S}$  be the empirical covariance matrix. The log-likelihood of the observations is

$$\mathcal{L}(\mathbf{K}) = \frac{n}{2} \log \det(\mathbf{K}) - \frac{n}{2} \text{Tr}(\mathbf{S}\mathbf{K}) + c$$

where  $c$  is a constant term. The  $\ell_1$ -penalized estimator proposed by [Banerjee et al. \(2008\)](#) is given by

$$\widehat{\mathbf{K}} = \arg \max_{\mathbf{K} \succ 0} \log \det(\mathbf{K}) - \text{Tr}(\mathbf{S}\mathbf{K}) - \rho \|\mathbf{K}\|_{\ell_1},$$

where  $\mathbf{K} \succ 0$  stands for positive definiteness,  $\rho > 0$  is a penalty parameter and  $\|\mathbf{K}\|_{\ell_1} = \sum_{i,j} |K_{ij}|$ . A natural generalization of this approach is to have different penalty parameters for different entries  $K_{ij}$ . Namely,

$$\log \det(\mathbf{K}) - \text{Tr}(\mathbf{S}\mathbf{K}) - \|\rho(\mathbf{K})\|_{\ell_1},$$

where  $\rho(\mathbf{K}) = (\rho_{ij}(K_{ij}))_{i,j \in \mathcal{P}}$  is a matrix of penalty functions acting on each entry.

Here, we propose to take into account a hidden structure on the correlations between the coordinates random variables  $X_i$ . Thus, we consider latent i.i.d. random variables  $\mathbf{Z}_1, \dots, \mathbf{Z}_p$  with values in a finite set  $\{1, \dots, Q\}$ . Each variable  $\mathbf{Z}_i$  describes the *class* of  $X_i$ , and we wish to adapt the penalty function  $\rho_{ij}$  with respect to the class of  $X_i, X_j$ . More precisely, we wish to use a criterion of the form

$$\log \det(\mathbf{K}) - \text{Tr}(\mathbf{S}\mathbf{K}) - \|\rho_{\mathbf{Z}}(\mathbf{K})\|_{\ell_1},$$

where  $\rho_{\mathbf{Z}}(\mathbf{K}) = (\rho_{\mathbf{z}_i \mathbf{z}_j}(K_{ij}))_{i,j \in \mathcal{P}}$  is a matrix of random penalty functions whose entries only depend on the latent structure  $\mathbf{Z} = (\mathbf{Z}_1, \dots, \mathbf{Z}_p)$ . However, the hidden structure is not supposed to be known, thus we cannot rely on the previous criteria. Intuitively, following the principle of Expectation-Maximization (EM) algorithm of [Dempster et al. \(1977\)](#), the idea will be to replace the unobserved value  $\|\rho_{\mathbf{Z}}(\mathbf{K})\|_{\ell_1}$  with its conditional expectation  $\mathbb{E}(\|\rho_{\mathbf{Z}}(\mathbf{K})\|_{\ell_1} | \{X^k\}; \mathbf{K}^{(m)})$  under some model with parameter  $\mathbf{K}^{(m)}$ , and iterate the following steps

- (E) Compute  $\text{pen}(\mathbf{K}) = \mathbb{E}(\|\rho_{\mathbf{Z}}(\mathbf{K})\|_{\ell_1} | \{X^k\}; \mathbf{K}^{(m)})$
- (M) Update  $\mathbf{K}^{(m+1)} = \arg \max_{\mathbf{K} \succ 0} \log \det(\mathbf{K}) - \text{Tr}(\mathbf{S}\mathbf{K}) - \text{pen}(\mathbf{K})$ .

Note that the  $\ell_1$ -norm used here acts on diagonal elements of the matrix  $\mathbf{K}$ . It is counter-intuitive to penalize diagonal elements of the concentration matrix, as these do not reflect sparsity in the correlation structure. However, from a technical point of view, this strategy ensures that the procedure will select a positive definite estimator (see Remark 2). This point was not emphasized in the previous procedures using  $\ell_1$  penalized likelihood of GGMs.

**Road-map.** In Section 2 we present the model and the penalized maximum likelihood criterion on which we base our inference procedure, described in Section 3. This procedure relies on a variational EM algorithm, combined with a LASSO-like procedure. We also discuss the choice of the penalty parameters and explain how Meinshausen and Bühlmann’s approach may be interpreted as a penalized pseudo-likelihood method. Section 4 illustrates the performance of the method on synthetic data, for which an R-package, SIMoNe (Statistical Inference for Modular Network, see Chiquet et al. 2009), is available. We also test our algorithm on a real data set provided by Hess et al. (2006) and concerning  $n = 133$  patients with breast cancer treated using chemotherapy. All the proofs have been postponed to Section 5.

## 2. A latent structure model for network inference

### 2.1. Gaussian graphical models: general settings

Let  $\mathcal{P} = \{1, \dots, p\}$  be a set of fixed vertices,  $X = (X_1, \dots, X_p)^\top$  a random vector describing a signal over this set and a sample  $(X^1, \dots, X^n)$  of size  $n$  with the same distribution as  $X$ . The vector  $X$  is assumed to be Gaussian with positive definite covariance matrix  $\Sigma = (\Sigma_{ij})_{(i,j) \in \mathcal{P}^2}$ . No loss of generality is involved when centering  $X$ , so we may assume that  $X \sim \mathcal{N}(\mathbf{0}_p, \Sigma)$ .

GGMs are based on a classical result originally emphasized by Dempster (1972), claiming that variables  $X_i$  and  $X_j$  with  $i \neq j$  are independent conditional on all other variables indexed by  $\mathcal{P} \setminus \{i, j\}$ , if and only if the entry  $(\Sigma^{-1})_{ij}$  is zero. The inverse of the covariance matrix  $\mathbf{K} = (K_{ij})_{(i,j) \in \mathcal{P}^2} = \Sigma^{-1}$ , known as the concentration matrix, thus describes the conditional independence structure of  $X$ . Moreover, each entry  $K_{ij}, i \neq j$  is directly linked to the partial correlation coefficient  $r_{ij|\mathcal{P} \setminus \{i,j\}}$  between variables  $X_i$  and  $X_j$ . In fact, we have  $r_{ij|\mathcal{P} \setminus \{i,j\}} = -K_{ij}/\sqrt{K_{ii}K_{jj}}$ , and also  $K_{ii} = \text{Var}(X_i|X_{\mathcal{P} \setminus i})^{-1}$ . Hence, after a simple rescaling, the matrix  $\mathbf{K}$  can be interpreted as the adjacency matrix of an undirected weighted graph  $\mathcal{G}$  representing the partial correlation structure between variables  $X_1, \dots, X_p$ . This graph has no self-loop, with a random set of edges composed by all pairs  $(i, j)$  such that  $K_{ij} \neq 0$ . Note that we are considering only pairs of vertices  $(i, j)$  such that  $i < j$ , since there is no self-loop, and since  $K_{ij} = K_{ji}$ . Inferring nonzero entries of  $\mathbf{K}$  is equivalent to inferring  $\mathcal{G}$ , and is therefore a highly relevant issue in this framework.

## 2.2. Providing the network with a latent structure

The model proposed in Daudin et al. (2008) attempts a better fit of data, as it places the network  $\mathcal{G}$  in the mixture framework, in order to take into account the heterogeneity among vertices. The same general mixture model is adopted here: vertices of  $\mathcal{P}$  are distributed among a set  $\mathcal{Q} = \{1, \dots, Q\}$  of hidden clusters that model the latent structure of the network. For any vertex  $i$ , the indicator variable  $Z_{iq}$  is equal to 1 if  $i \in q$  and 0 otherwise, hence describing which cluster the vertex  $i$  belongs to. A vertex is assumed to belong to one cluster only, thus the random vector  $\mathbf{Z}_i = (Z_{i1}, \dots, Z_{iQ})$  follows a multinomial distribution. Namely,

$$\mathbf{Z}_i \sim \mathcal{M}(1, \boldsymbol{\alpha}), \quad (1)$$

where  $\boldsymbol{\alpha} = (\alpha_1, \dots, \alpha_Q)$  is a vector of cluster proportions, so that  $\sum_q \alpha_q = 1$ .

**The concentration matrix structure.** We shall now extend the clustering of vertices from  $\mathcal{P}$  to the concentration matrix  $\mathbf{K}$ . Accordingly, both the existence and the weight of edges, described by the off-diagonal elements of  $\mathbf{K}$ , will depend on the cluster each vertex belongs to. Conditional on the events  $i \in q$  and  $j \in \ell$  where  $q, \ell$  are clusters chosen from  $\mathcal{Q}$ , each  $K_{ij}$  ( $i \neq j$ ) is a random variable whose probability density function is denoted by  $f_{q\ell}$ , that is,

$$K_{ij} | \{Z_{iq}Z_{j\ell} = 1\} \sim f_{q\ell}(\cdot), \quad i \neq j.$$

It will be remarked that in this formulation the variables  $K_{ij}$  are assumed to be independent, conditional on the clusters the vertices belong to. Moreover, we are considering only undirected graphs, so we may assume that  $f_{q\ell} = f_{\ell q}$ . For technical reasons (see Remark 2), we also assume a distribution on diagonal elements of  $\mathbf{K}$ , namely  $K_{ii} \sim f_0(\cdot)$ .

Our suggestion is to adopt Laplace distributions; hence

$$\forall x \in \mathbb{R}, \quad f_{q\ell}(x) = \frac{1}{2\lambda_{q\ell}} \exp\left\{-\frac{|x|}{\lambda_{q\ell}}\right\}, \quad \text{and} \quad f_0(x) = \frac{1}{2\lambda_0} \exp\left\{-\frac{|x|}{\lambda_0}\right\}, \quad (2)$$

where  $\lambda_{q\ell}, \lambda_0 > 0$  are scaling parameters and  $\lambda_{q\ell} = \lambda_{\ell q}$ . Below, the parameter  $\lambda_0$  will be fixed and not estimated.

The reason for choosing a Laplace distribution is that it is reminiscent of the  $\ell_1$ -norm, itself linked to LASSO-techniques for which appropriate tools are available. Here, we rely on the well-known fact that  $\ell_1$  penalties might be interpreted as Laplace priors on the parameters. This interpretation enables us to embed the LASSO-like procedure in our EM-algorithm.

**The affiliation model.** This model is a special case of network structure (to be investigated below), where there are many different clusters, but where the focus is restricted to two types of edges: edges between nodes of the same cluster, and edges between nodes from different clusters. In the affiliation model the densities  $f_{q\ell}$  in (2) are of only two kinds; that is, for all  $q, \ell \in \mathcal{Q}$ , let

$$f_{q\ell} = \begin{cases} f_{qq} = f_{\text{in}}(\cdot; \lambda_{\text{in}}) & \text{if } q = \ell, \quad \text{the intra-cluster density of edges,} \\ f_{q\ell} = f_{\text{out}}(\cdot; \lambda_{\text{out}}) & \text{if } q \neq \ell, \quad \text{the inter-cluster density of edges.} \end{cases} \quad (3)$$

### 2.3. The complete likelihood

We denote as  $\mathbf{X}$  the  $n \times p$  matrix that contains the data-set  $(X^1, X^2, \dots, X^n)$  row-wisely organized, i.e.,  $(X^k)^\top$  is the  $k$ th row of  $\mathbf{X}$ . Furthermore, we denote as  $\mathbf{Z} = \{Z_{iq}\}_{i \in \mathcal{P}, q \in \mathcal{Q}}$  the set of all latent indicator variables for vertices. For the sake of simplicity, the number of clusters  $Q$  and the parameters  $\boldsymbol{\alpha} = (\alpha_q)_{q \in \mathcal{Q}}$  and  $\boldsymbol{\lambda} = \{\lambda_{q\ell}\}_{q, \ell \in \mathcal{Q}}$  are assumed to be known for the moment.

The data experiments  $\mathbf{X}$  are the only observations available, and from these we want to infer the graph  $\mathcal{G}$  of conditional dependencies or, equivalently, nonzero entries of  $\mathbf{K}$ . In a maximum likelihood framework, the estimate is defined as follows

$$\hat{\mathbf{K}} = \arg \max_{\mathbf{K} \succ 0} \log \mathbb{P}(\mathbf{X}, \mathbf{K}).$$

where  $\mathbf{K} \succ 0$  stands for positive-definiteness. The distribution of  $\mathbf{K}$  is only known conditionally on the latent structure described by  $\mathbf{Z}$ . We denote as  $\mathcal{Z}$  the set of all possible clusterings over nodes from  $\mathcal{P}$ . The marginalization over the latent clusters  $\mathbf{Z}$  leads to

$$\hat{\mathbf{K}} = \arg \max_{\mathbf{K} \succ 0} \log \sum_{\mathbf{Z} \in \mathcal{Z}} \mathcal{L}_c(\mathbf{X}, \mathbf{K}, \mathbf{Z}),$$

where  $\mathcal{L}_c(\mathbf{X}, \mathbf{K}, \mathbf{Z}) = \mathbb{P}(\mathbf{X}, \mathbf{K}, \mathbf{Z})$  is the so-called complete-data likelihood. Let us provide a closed form of  $\mathcal{L}_c$ .

**Proposition 1.** *The following relation holds:*

$$\begin{aligned} \log \mathcal{L}_c(\mathbf{X}, \mathbf{K}, \mathbf{Z}) = & \frac{n}{2} (\log \det(\mathbf{K}) - \text{Tr}(\mathbf{S}\mathbf{K})) - \|\boldsymbol{\rho}_{\mathbf{Z}}(\mathbf{K})\|_{\ell_1} \\ & - \sum_{\substack{i, j \in \mathcal{P}, i \neq j \\ q, \ell \in \mathcal{Q}}} Z_{iq} Z_{j\ell} \log(2\lambda_{q\ell}) + \sum_{i \in \mathcal{P}, q \in \mathcal{Q}} Z_{iq} \log \alpha_q + c, \end{aligned}$$

where  $\mathbf{S} = n^{-1}(\mathbf{X} - \bar{\mathbf{X}})^\top(\mathbf{X} - \bar{\mathbf{X}})$  is the empirical covariance matrix,  $c$  is a constant term and  $\boldsymbol{\rho}_{\mathbf{Z}}(\mathbf{K}) = (\rho_{\mathbf{Z}_i \mathbf{Z}_j}(K_{ij}))_{i, j \in \mathcal{P}}$  is defined by

$$\rho_{\mathbf{Z}_i \mathbf{Z}_j}(K_{ij}) = \begin{cases} \sum_{q, \ell \in \mathcal{Q}} Z_{iq} Z_{j\ell} \frac{|K_{ij}|}{\lambda_{q\ell}}, & \text{if } i \neq j, \\ \frac{|K_{ii}|}{\lambda_0}, & \text{otherwise.} \end{cases} \quad (4)$$

### 3. Inference strategy by alternate optimization

In the classical EM framework developed by [Dempster et al. \(1977\)](#), where  $\mathbf{X}$  is the available data, inferring the unknown parameters  $\mathbf{K}$  spread over a latent



structure  $\mathbf{Z}$  would make use of the following conditional expectation:

$$\begin{aligned} Q(\mathbf{K}|\mathbf{K}^{(m)}) &= \mathbb{E} \left\{ \log \mathcal{L}_c(\mathbf{X}, \mathbf{K}, \mathbf{Z}) | \mathbf{X}; \mathbf{K}^{(m)} \right\} \\ &= \sum_{\mathbf{Z} \in \mathcal{Z}} \mathbb{P}(\mathbf{Z}|\mathbf{K}^{(m)}) \log \mathcal{L}_c(\mathbf{X}, \mathbf{K}, \mathbf{Z}), \end{aligned} \quad (5)$$

where  $\mathbf{K}^{(m)}$  is the estimation of  $\mathbf{K}$  from the previous step of the algorithm.

The usual EM strategy would be to alternate an E-step computing the conditional expectation (5) with an M-step maximizing this quantity over the parameter of interest  $\mathbf{K}$ . Unfortunately, no closed form of  $Q(\mathbf{K}|\mathbf{K}^{(m)})$  can be formulated in the present case. The technical difficulty lies in the complex dependency structure contained in the model. Indeed,  $\mathbb{P}(\mathbf{Z}|\mathbf{K})$  cannot be factorized, as argued in [Daudin et al. \(2008\)](#). This makes the direct calculation of  $Q(\mathbf{K}|\mathbf{K}^{(m)})$  impossible. To tackle this problem we use a variational approach (see, e.g., [Jaakkola 2001](#)). In this framework, the conditional distribution of the latent variables  $\mathbb{P}(\mathbf{Z}|\mathbf{K}^{(m)})$  is approximated by a more convenient distribution denoted by  $R_m(\mathbf{Z})$ , which is chosen carefully in order to be tractable. Hence, our EM-like algorithm deals with the following approximation of the conditional expectation (5)

$$\mathbb{E}_{R_m} \{ \log \mathcal{L}_c(\mathbf{X}, \mathbf{K}, \mathbf{Z}) \} = \sum_{\mathbf{Z} \in \mathcal{Z}} R_m(\mathbf{Z}) \log \mathcal{L}_c(\mathbf{X}, \mathbf{K}, \mathbf{Z}). \quad (6)$$

In the following section we develop a variational argument in order to choose an approximation  $R_m(\mathbf{Z})$  of  $\mathbb{P}(\mathbf{Z}|\mathbf{K}^{(m)})$ . This enables us to compute the conditional expectation (6) and proceed to the maximization step.

### 3.1. Variational estimation of the latent structure (the E-step)

In this part,  $\mathbf{K}$  is assumed to be known, and we are looking for an approximate distribution  $R(\cdot)$  of the latent variables. The variational approach consists in maximizing a lower bound  $\mathcal{J}$  of the log-likelihood  $\log \mathbb{P}(\mathbf{X}, \mathbf{K})$ , defined as follows:

$$\mathcal{J}(\mathbf{X}, \mathbf{K}, R(\mathbf{Z})) = \log \mathbb{P}(\mathbf{X}, \mathbf{K}) - D_{KL} \{ R(\mathbf{Z}) \| \mathbb{P}(\mathbf{Z}|\mathbf{K}) \} \quad (7)$$

where  $D_{KL}$  is the Kullback-Leibler divergence. This measures the difference between the probability distribution  $\mathbb{P}(\cdot|\mathbf{K})$  in the underlying model and its approximation  $R(\cdot)$ . An intuitively straightforward choice for  $R(\cdot)$  is a completely factorized distribution (see [Mariadassou and Robin 2007](#))

$$R_{\boldsymbol{\tau}}(\mathbf{Z}) = \prod_{i \in \mathcal{P}} h_{\boldsymbol{\tau}_i}(\mathbf{Z}_i), \quad (8)$$

where  $h_{\boldsymbol{\tau}_i}$  is the density of the multinomial probability distribution  $\mathcal{M}(1, \boldsymbol{\tau}_i)$ , and  $\boldsymbol{\tau}_i = (\tau_{i1}, \dots, \tau_{iQ})$  is a random vector containing the parameters to optimize in the variational approach. In the case at hand the variational approach

intuitively operates as follows: each  $\tau_{iq}$  must be seen as an approximation of the probability that vertex  $i$  belongs to cluster  $q$ , conditional on the data, that is,  $\tau_{iq}$  estimates  $\mathbb{P}(Z_{iq} = 1|\mathbf{K})$ , under the constraint  $\sum_q \tau_{iq} = 1$ . In the ideal case where  $\mathbb{P}(\mathbf{Z}|\mathbf{K})$  can be factorized as  $\prod_i \mathbb{P}(\mathbf{Z}_i|\mathbf{K})$  and the parameters  $\tau_{iq}$  are chosen as  $\tau_{iq} = \mathbb{P}(Z_{iq} = 1|\mathbf{K})$ , the Kullback-Leibler divergence is null and the bound  $\mathcal{J}$  reaches the log-likelihood.

Starting from (7), classical results on variational methods show that

$$\mathcal{J}_\tau(\mathbf{X}, \mathbf{K}) := \mathcal{J}(\mathbf{X}, \mathbf{K}, R_\tau(\mathbf{Z})) = \widehat{Q}_\tau(\mathbf{K}) + \mathcal{H}(R_\tau(\mathbf{Z})),$$

where  $\mathcal{H}(R_\tau(\cdot))$  is the entropy of the distribution  $R_\tau(\cdot)$  and  $\widehat{Q}_\tau(\mathbf{K})$  is the approximation of the complete log-likelihood conditional expectation, computed under the distribution  $R_\tau$ . Namely,

$$\widehat{Q}_\tau(\mathbf{K}) = \mathbb{E}_{R_\tau} \{\log \mathcal{L}_c(\mathbf{X}, \mathbf{K}, \mathbf{Z})\} = \sum_{\mathbf{Z} \in \mathcal{Z}} R_\tau(\mathbf{Z}) \log \mathcal{L}_c(\mathbf{X}, \mathbf{K}, \mathbf{Z}).$$

The following proposition gives the form of the lower bound  $\mathcal{J}$  to be maximized in order to estimate  $\tau$ . Its proof is trivial and therefore omitted.

**Proposition 2.** *Let us assume that  $R_\tau$  can be factorized as in (8), then*

$$\begin{aligned} \mathcal{J}_\tau(\mathbf{X}, \mathbf{K}) = c - \sum_{\substack{i \in \mathcal{P} \\ q \in \mathcal{Q}}} \tau_{iq} \log \tau_{iq} + \sum_{\substack{i \in \mathcal{P} \\ q \in \mathcal{Q}}} \tau_{iq} \log \alpha_q \\ - \|\rho_\tau(\mathbf{K})\|_{\ell_1} - \sum_{\substack{i, j \in \mathcal{P}, i \neq j \\ q, \ell \in \mathcal{Q}}} \tau_{iq} \tau_{j\ell} \log 2\lambda_{q\ell}, \end{aligned} \quad (9)$$

where  $c$  does not depend on  $\tau$  and  $\rho_\tau(\mathbf{K}) = (\rho_{\tau_i \tau_j}(K_{ij}))_{i, j \in \mathcal{P}^2}$  is defined similarly as (4), replacing  $Z_{iq}$  by  $\tau_{iq}$ .

The optimal approximate distribution  $R_\tau$  is then derived by direct maximization of  $\mathcal{J}_\tau$ . The following proposition gives the estimate  $\widehat{\tau}$  that solves the problem. Its proof is just an adaptation to the Laplace case of [Mariadassou and Robin \(2007, Proposition 3\)](#) and is therefore omitted.

**Proposition 3.** *Let  $\alpha$  and  $\lambda$  be known. The following fixed-point relationship holds for the optimal variational parameters  $\widehat{\tau} = \arg \max_\tau \mathcal{J}_\tau$*

$$\widehat{\tau}_{iq} \propto \alpha_q \prod_{\substack{j \in \mathcal{P} \setminus \{i\} \\ \ell \in \mathcal{Q}}} \left( \frac{1}{2\lambda_{q\ell}} \exp \left\{ -\frac{|K_{ij}|}{\lambda_{q\ell}} \right\} \right)^{\widehat{\tau}_{j\ell}}, \quad (10)$$

where  $\propto$  means that there is a scaling factor such that  $\sum_q \widehat{\tau}_{iq} = 1$  for any  $i \in \mathcal{P}$ .

The initial value of  $\tau$  is chosen using a classification algorithm such as spectral clustering (see for instance [Ng et al. 2002](#)). As a consequence, the initial values for  $\tau_{iq}$  lie in  $\{0, 1\}$ . We then use an iterative procedure setting  $\widehat{\tau}^{(m+1)} = g(\widehat{\tau}^{(m)})$ ,

where  $g$  is the function (implicitly defined above) for which  $\hat{\tau}$  is a fixed point. Note that we cannot ensure uniqueness of the fixed point for  $g$ , nor convergence of this iterative procedure. In practice, we can always use a maximal number of iterations, and if convergence has not occurred, we keep the initial value of  $\tau$  given by the clustering method. In Appendix A.1 we explain that at least in the affiliation model (3), if the current values  $K_{ij}^{(m)}$  of the precision matrix are small enough, and if the parameters  $\lambda_{\text{in}}^{-1}$  and  $\lambda_{\text{out}}^{-1}$  are well-chosen, then uniqueness of the fixed point is ensured. However, such a result does not hold in general, which is one of the drawbacks of the variational approach in this context.

**Estimation of  $\alpha$  and  $\lambda$ .** The parameters  $\alpha$  and  $\lambda$  have been previously considered as known to keep the statement as clear as possible. We now want to make use of the current inferred graph to estimate these parameters. The basic idea is to include this estimation in the variational method. Unfortunately, the maximization of  $\mathcal{J}_\tau$  given in equation (9) with respect to  $\tau$ ,  $\lambda$  and  $\alpha$  at the same time is not possible. To tackle this problem, we use an alternate strategy. The parameter  $\tau$  is computed with the fixed-point relationship (10) for fixed values of  $\lambda$  and  $\alpha$ . Then we maximize  $\mathcal{J}_\tau$  with respect to  $\lambda$  and  $\alpha$ , once  $R_\tau$  is fixed (that is, once  $\tau$  is fixed), as in the following proposition. We successively iterate these two steps until stabilization.

**Proposition 4.** *For fixed values of  $\tau$ , the parameters  $\hat{\alpha}$ ,  $\hat{\lambda}$  maximizing  $\mathcal{J}_\tau$  are*

$$\forall q, \ell \in \mathcal{Q}, \hat{\alpha}_q = \frac{1}{p} \sum_{i \in \mathcal{P}} \tau_{iq} \text{ and } \hat{\lambda}_{q\ell} = \frac{\sum_{i \neq j} \tau_{iq} \tau_{j\ell} |K_{ij}|}{\sum_{i \neq j} \tau_{iq} \tau_{j\ell}}.$$

Note that the parameter  $\lambda$  will play two different roles in our estimation strategy. In the present E-step, it is the parameter of the Laplace distribution, whereas in the following M-step, it will play the role of an inverse penalty parameter for a LASSO-like procedure. In Subsection 3.3, we suggest that the values used for  $\lambda$  might not be the same in the two distinct parts (E-step and M-step) of the procedure and discuss alternative choices to be used during the M-step. Note that in particular, one might want to tune the penalty in order to obtain a desired quantity of inferred edges, or to constrain the topology of the graph, e.g. graphs with hubs.

### 3.2. A Lasso-like method to estimate the concentration matrix (the M-step)

Now that we are able to compute the approximate conditional expectation defined by (6), we wish to infer the concentration matrix  $\mathbf{K}$ , assuming  $\tau$  is known. This is the aim of the M-step of our EM-like strategy, that deals with the maximization problem  $\arg \max_{\mathbf{K} > 0} \hat{Q}_\tau(\mathbf{K})$ .

Using Proposition 1 and the equality  $\mathbb{E}_{R_\tau}(Z_{iq}Z_{j\ell}) = \tau_{iq}\tau_{j\ell}$ , it is a simple matter to rewrite the problem as follows

$$\hat{\mathbf{K}} = \arg \max_{\mathbf{K} > 0} \left\{ \frac{n}{2} (\log \det(\mathbf{K}) - \text{Tr}(\mathbf{S}\mathbf{K})) - \|\rho_\tau(\mathbf{K})\|_{\ell_1} \right\}. \quad (11)$$

Hence, our M-step can be seen as a penalized maximum likelihood estimation problem, exactly like in [Banerjee et al. \(2008\)](#). The likelihood considered here is  $\mathbb{P}(\mathbf{X}|\mathbf{K})$ , that is, the likelihood which corresponds to the  $n$  realizations of the Gaussian vector  $X$  for a given concentration matrix  $\mathbf{K}$ . The difference of our approach lies in the complexity of the penalty term, and in slight discrepancies as regards some constant factors.

*Remark 1.* Since we are using a penalty term  $1/\lambda_0$  on matrix  $\mathbf{K}$ 's diagonal elements, the solution to (11) satisfies

$$\forall i \in \mathcal{P}, \quad \widehat{K}_{ii}^{-1} = S_{ii} + 2/(n\lambda_0), \quad (12)$$

when  $\lambda_0^{-1} < n|S_{ii}|/2$  for any  $i \in \mathcal{P}$ . Indeed, the sub-gradient equation is  $n/2(K_{ii}^{-1} - S_{ii}) + \text{sgn}(K_{ii})/\lambda_0 = 0$ , and  $K_{ii} > 0$  since it is the inverse of a conditional variance.

Let us now look at the solution of the M-step: the following proposition gives an equivalent formulation of (11) that is more likely to be solved. The result draws its inspiration from [Banerjee et al. \(2008\)](#).

**Proposition 5.** *The maximization problem (11) over the concentration matrix  $\mathbf{K}$  is equivalent to the following, dealing with the covariance matrix  $\mathbf{\Sigma}$*

$$\widehat{\mathbf{\Sigma}} = \underset{\|(\mathbf{\Sigma}-\mathbf{S})\cdot/\mathbf{P}_\tau\|_\infty \leq 1}{\text{argmax}} \quad \log \det(\mathbf{\Sigma}), \quad (13)$$

where  $\cdot/$  is the term-by-term division and

$$\mathbf{P}_\tau = (P_{\tau_i\tau_j})_{i,j \in \mathcal{P}} \quad \text{with} \quad P_{\tau_i\tau_j} = \begin{cases} 2n^{-1} \sum_{q,\ell} \tau_{iq}\tau_{j\ell} \lambda_{q\ell}^{-1} & i \neq j, \\ 2(n\lambda_0)^{-1} & i = j. \end{cases}$$

*Remark 2.* By penalizing the diagonal terms of the concentration matrix  $\mathbf{K}$  in the initial problem, the set of matrices  $\mathbf{\Sigma}$  over which we maximize our criterion contains, for instance, the matrix  $\mathbf{S} + 2/(n\lambda_0)I$ , (where  $I$  stands for the identity matrix). Thus, provided that  $1/\lambda_0$  is set sufficiently high (for instance, such that  $\mathbf{S} + 2/(n\lambda_0)I$  is diagonally dominant), this set contains positive definite matrices. This ensures that our estimator is always invertible. Obviously, when  $\mathbf{S}$  is invertible, which is usually true for  $n$  greater or equal than  $p$ , penalizing the diagonal terms becomes futile. In this case  $1/\lambda_0$  is set to zero.

To solve (13) and thus obtain the estimate  $\widehat{\mathbf{\Sigma}}$ , we successively use two coordinate descent methods. The first corresponds to a block-wise strategy suggested by [Banerjee et al.](#) The second one is used to solve the resulting LASSO problem and was suggested by [Friedman et al. \(2007\)](#).

Let us first explain the block-wise strategy. For this purpose, we introduce the following notation for  $\widehat{\mathbf{\Sigma}}$ ,  $\mathbf{S}$  and the penalty matrix  $\mathbf{P}_\tau$

$$\widehat{\mathbf{\Sigma}} = \begin{bmatrix} \widehat{\Sigma}_{11} & \widehat{\sigma}_{12} \\ \widehat{\sigma}_{12}^\top & \widehat{\Sigma}_{22} \end{bmatrix}, \quad \mathbf{S} = \begin{bmatrix} \mathbf{S}_{11} & \mathbf{s}_{12} \\ \mathbf{s}_{12}^\top & S_{22} \end{bmatrix}, \quad \mathbf{P}_\tau = \begin{bmatrix} \mathbf{P}_{11} & \mathbf{P}_{12} \\ \mathbf{p}_{12}^\top & P_{22} \end{bmatrix}, \quad (14)$$

where  $\widehat{\Sigma}_{11}$ ,  $\mathbf{S}_{11}$  and  $\mathbf{P}_{11}$  are  $(p-1) \times (p-1)$  matrices,  $\widehat{\sigma}_{12}$ ,  $\mathbf{s}_{12}$  and  $\mathbf{p}_{12}$  are  $(p-1)$  length column vectors and  $\widehat{\Sigma}_{22}$ ,  $S_{22}$  and  $P_{22}$  are real numbers. We have already remarked (Remark 1) that the solution to (13) satisfies  $\widehat{\Sigma}_{22} = S_{22} + 2/(n\lambda_0)$ . Moreover, using Schür complement, the vector  $\widehat{\sigma}_{12}$  satisfies

$$\widehat{\sigma}_{12} = \underset{\{\mathbf{y}: \|(\mathbf{y} - \mathbf{s}_{12}) \cdot \mathbf{p}_{12}\|_{\infty} \leq 1\}}{\operatorname{argmin}} \left\{ \mathbf{y}^{\top} \widehat{\Sigma}_{11}^{-1} \mathbf{y} \right\}. \quad (15)$$

We have  $\det(\widehat{\Sigma}) = \det(\widehat{\Sigma}_{11})(\widehat{\Sigma}_{22} - \widehat{\sigma}_{12}^{\top} \widehat{\Sigma}_{11}^{-1} \widehat{\sigma}_{12})$ . The full matrix  $\widehat{\Sigma}$  is approximated in the following way: first, if required when  $p$  is greater than  $n$ , we initialize the procedure with  $\mathbf{S} + 2/(n\lambda_0)I$ , where  $\lambda_0 > 0$  is chosen so as to make  $\mathbf{S} + 2/(n\lambda_0)I$  invertible; secondly, we permute the columns (and thus the rows) of  $\widehat{\Sigma}$  and iteratively solve problems like (15) until convergence of the procedure. This convergence is ensured by the following lemma.

**Lemma 1.** *The procedure which starts with a positive definite matrix and iteratively updates the columns and rows of this matrix according to the solutions of (15) converges to the solution  $\widehat{\Sigma}$  of (13).*

Then, starting from a result given in Banerjee et al. (2008), an interpretation of (15) as an  $\ell_1$ -penalized problem is given in Friedman et al. (2008). This  $\ell_1$ -penalized problem is reminiscent of the LASSO and may thus be solved using a coordinate descent strategy (Fu 1998, Friedman et al. 2007). The following proposition enunciates a result similar to those obtained in Banerjee et al. (2008, equation (6)) and Friedman et al. (2008, equation (2.4)), although with a more general penalty term and a factor  $\frac{1}{2}$  that differs. Since none of these articles gives an explicit proof for this result, it is fitting that we provide our own here.

**Proposition 6.** *Solving (15) is equivalent to solving the dual problem*

$$\widehat{\beta} = \underset{\beta}{\operatorname{argmin}} \left\| \frac{1}{2} \widehat{\Sigma}_{11}^{1/2} \beta - \widehat{\Sigma}_{11}^{-1/2} \mathbf{s}_{12} \right\|_2^2 + \|\mathbf{p}_{12} \star \beta\|_{\ell_1}, \quad (16)$$

where solution  $\widehat{\sigma}_{12}$  to (15) and  $\widehat{\beta}$  to (16) are linked through

$$\widehat{\sigma}_{12} = \widehat{\Sigma}_{11} \widehat{\beta} / 2. \quad (17)$$

Hence, the column  $\widehat{\sigma}_{12}$  of the estimated covariance matrix  $\widehat{\Sigma}$  is computed by solving the LASSO problem (16) using another coordinate descent method.

**Lemma 2.** *The solution to (16) is computed by updating the  $j$ th coordinate of  $\widehat{\beta}$  via*

$$\widehat{\beta}_j = 2S \left( (\mathbf{s}_{12})_j - \frac{1}{2} \sum_{k \neq j} (\widehat{\Sigma}_{11})_{jk} \widehat{\beta}_k ; (\mathbf{p}_{12})_j \right) / (\widehat{\Sigma}_{11})_{jj}, \quad (18)$$

where  $S(x; \rho) = \operatorname{sgn}(x)(|x| - \rho)_+$  is the soft-thresholding operator.

Moreover, the procedure which iteratively updates the entries of vector  $\widehat{\sigma}_{12} = \widehat{\Sigma}_{11} \widehat{\beta} / 2$  according to the solutions  $\widehat{\beta}$  of (18) converges to the solution of (15).

The proof of this lemma is postponed to Appendix A.2.

Finally, the estimate of concentration matrix  $\mathbf{K}$  is recovered by inverting  $\widehat{\Sigma}$ , which can be done at low computational cost (see Appendix A.3 for details). Hence, we solve the initial maximization problem (11) that defines the M-step of our algorithm.

Implementation of the full EM algorithm is outlined in Algorithm 1.

---

**Algorithm 1:** The full EM-like algorithm

---

```

while  $\widehat{Q}_\tau(\widehat{\mathbf{K}}^{(m)})$  has not stabilized do
  //THE E-STEP: LATENT STRUCTURE INFERENCE
  Compute  $\widehat{\tau}$  with the fixed-point relationship (10), using  $\widehat{\mathbf{K}}^{(m-1)}$ 

  //THE M-STEP: NETWORK INFERENCE
  Construct the penalty matrix  $\mathbf{P}$  according to  $\widehat{\tau}$ 
  while  $\widehat{\Sigma}^{(m)}$  has not stabilized do
    for each column of  $\widehat{\Sigma}^{(m)}$  do
      Compute  $\widehat{\sigma}_{12}$  by solving the LASSO-like problem
    Compute  $\widehat{\mathbf{K}}^{(m)}$  by block inversion of  $\widehat{\Sigma}^{(m)}$ 
   $m \leftarrow m + 1$ 

```

---

### 3.3. Choice of penalty parameters

As previously stated, the penalty parameter  $\lambda$  may be estimated in the E-step of the algorithm (see subsection 3.1). However, this choice is not necessarily optimal for the estimation of  $\mathbf{K}$ , and other choices might in practice lead to a better solution. Indeed,  $\lambda$  plays two different roles during the procedure: in the E-step, this is the parameter of a Laplace distribution, while in the M-step, it is an inverse penalty parameter. Empirically, we observed that the estimated value of  $\lambda$  gives rise to heavy penalization which might not be suitable in the variable selection step (M-step). A good strategy is to keep the estimated value of  $\lambda$  in the E-step that leads to the estimation of  $\tau$ , and to impose another value of  $\lambda$  during the M-step (depending on the inferred latent structure). In this part, we indicate a possible choice for the penalty parameters to use in the M-step, ensuring a small error on the connectivity components of the estimated graph.

Let us first introduce some notation. For any node  $i \in \mathcal{P}$ , let  $C_i$  denote the connectivity component of node  $i$  in the true underlying conditional dependency graph, and  $\widehat{C}_i$  the corresponding component resulting from the estimate  $\widehat{\mathbf{K}}$  of this graph structure. The following proposition is based on Meinshausen and Bühlmann (2006, Theorem 2) and Banerjee et al. (2008, Theorem 2).

**Proposition 7.** Fix some  $\varepsilon > 0$  and choose the penalty parameters  $\lambda$  such that, for all  $q, \ell \in \mathcal{Q}$ ,

$$2p^2 F_{n-2} \left( \frac{2}{n\lambda_{q\ell}} \left( \max_{i \neq j} S_{ii} S_{jj} - \frac{1}{\lambda_{q\ell}^2} \right)^{-1/2} (n-2)^{1/2} \right) \leq \varepsilon, \quad (19)$$

where  $1 - F_{n-2}$  is the c.d.f. of Student's  $t$ -distribution with  $n - 2$  degrees of freedom. Then

$$\mathbb{P}(\exists k, \hat{C}_k \not\subseteq C_k) \leq \varepsilon. \quad (20)$$

Following [Banerjee et al. \(2008\)](#), note that in order to ensure (19), it is enough to choose the penalty parameter  $\lambda$  such that, for all  $q, \ell \in \mathcal{Q}$ ,

$$\lambda_{q\ell}(\varepsilon) \geq \frac{2}{n} \left( n - 2 + t_{n-2}^2 \left( \frac{\varepsilon}{2p^2} \right) \right)^{1/2} \left( \max_{i \neq j} S_{ii} S_{jj} \right)^{-1/2} t_{n-2} \left( \frac{\varepsilon}{2p^2} \right)^{-1},$$

where  $t_{n-2}(u)$  is the  $(1 - u)$ -quantile of Student's  $t$ -distribution with  $(n - 2)$  degrees of freedom, i.e.  $F_{n-2}(t_{n-2}(u)) = u$ .

Inequality (19) does not take into account that different penalty parameters are used for different hidden classes  $q, \ell \in \mathcal{Q}$ . An adaptation of the preceding strategy is to use current values  $\mathbf{Z}^{(m)}$  obtained from the probabilities  $\tau^{(m)}$  of the hidden classes and to choose the current penalty parameters  $\lambda^{(m)}$  accordingly. More precisely, let us set, for instance

$$\forall i \in \mathcal{P}, \quad Z_{iq}^{(m)} = \begin{cases} 1 & \text{if } q = \operatorname{argmax}_{\ell} \tau_{i\ell}^{(m)} \\ 0 & \text{otherwise.} \end{cases}$$

Then, by choosing for all  $q, \ell \in \mathcal{Q}$ ,

$$\lambda_{q\ell}^{(m)}(\varepsilon) \geq \frac{2}{n} \left[ n - 2 + t_{n-2}^2 \left( \frac{\varepsilon}{2p^2} \right) \right]^{1/2} \left[ \max_{\substack{i \neq j \\ Z_{iq}^{(m)} Z_{j\ell}^{(m)} = 1}} S_{ii} S_{jj} \right]^{-1/2} t_{n-2} \left( \frac{\varepsilon}{2p^2} \right)^{-1}, \quad (21)$$

the current estimate  $\hat{\mathbf{K}}^{(m)}$  will approximately satisfy (20).

Typically, the kind of values obtained with (21) will lead to large penalties and, consequently, to *very* sparse graphs: practically, more informative networks can be obtained by replacing the term  $\varepsilon/2p^2$  in (21) by greater values. In any cases, (21) should be seen as a starting value.

### 3.4. Link with Meinshausen and Bühlmann's approach

We also want to fill the gap between, on the one hand solving (11) and, on the other hand, the approach proposed in [Meinshausen and Bühlmann \(2006\)](#), where  $p$  independent penalized regression problems are solved using the LASSO. In fact, we show that [Meinshausen and Bühlmann's](#) approach is equivalent to

maximizing the penalized *pseudo* log-likelihood corresponding to the size- $n$  sample of the multivariate Gaussian vector  $X$  on the set of non symmetric matrices. Let us denote as  $\tilde{\mathcal{L}}$  this pseudo-likelihood, defined by

$$\log \tilde{\mathcal{L}}(\mathbf{X}; \mathbf{K}) = \sum_{i \in \mathcal{P}} \left( \sum_{k=1}^n \log \mathbb{P}(X_i^k | X_{\mathcal{P} \setminus i}^k; \mathbf{K}_i) \right),$$

where  $X_{\mathcal{P} \setminus i}^k$  is the  $k$ th realization of the Gaussian vector  $X$ , once the  $i$ th coordinate has been removed. In this section, the  $\ell_1$ -norm of matrices is restricted to off-diagonal elements only, that is,  $\|\mathbf{A}\|_{\ell_1} = \sum_{i \neq j} |A_{ij}|$ .

**Proposition 8.** *Consider the solution  $\hat{\mathbf{K}}^{pseudo}$  to the penalized pseudo-likelihood problem*

$$\hat{\mathbf{K}}^{pseudo} = \operatorname{argmax}_{\{K_{ij}, i \neq j\}} \log \tilde{\mathcal{L}}(\mathbf{X}; \mathbf{K}) - \|\mathbf{P} \star \mathbf{K}\|_{\ell_1}, \quad (22)$$

*(whose diagonal is fixed) and the solution  $\hat{\mathbf{K}}^{MB}$  given in Meinshausen and Bühlmann (2006) to the  $p$  different regression problems, using the matrix penalty  $2\mathbf{P}/n$ . The two solutions have exactly the same null entries.*

#### 4. Numerical experiments

In this section we present numerical experiments on both synthetic data, to investigate how well the proposed selection procedure behaves, and real data, to demonstrate the practical use of GGM covariance selection with latent structure. In the remainder of this section we focus on an affiliation model (3), the choice of the penalty used in the M-step being made in line with Section 3.3. More precisely, during the M-step, we fix the ratio  $\lambda_{\text{in}}/\lambda_{\text{out}} = 1.2$  and either let the value  $1/\lambda_{\text{in}}$  vary when considering precision/recall curves for synthetic data, or fix this parameter according to (21) when dealing with real data.

Note that selecting the number of classes  $Q$  remains a challenging issue in this context. We tried to rely on ICL (integrated complete likelihood) criterion, (Biernacki et al. 2000, Daudin et al. 2008) leading to poor results for synthetic data. Indeed, ICL heavily relies on the likelihood, which is not correctly estimated in our context, since we are selecting rather than estimating the non-zero entries of  $\mathbf{K}$ . However, for the real data-set, we noticed that our procedure is not very sensitive to the choice of  $Q$ . Indeed, we observe that choosing a too large value of  $Q$  ends up in empty classes and may thus be easily detected.

##### 4.1. Synthetic data

We perform numerical experiments to assess the performance of our approach (SIMoNe, Statistical Inference for Modular Network, Chiquet et al. 2009) and compare it to already existing methods for GGM covariance selection: GLasso (Friedman et al. 2008) and GeneNet (Schäfer and Strimmer 2005). The approach of Meinshausen and Bühlmann was also tested. Its performance is rather similar



to the one of **GLasso**. For the sake of clarity, the corresponding results are not shown.

Data synthesis in our framework requires the simulation of a structured sparse inverse covariance matrix. To this aim, we first simulate a graph with an affiliation structure. We consider a simple binary affiliation model where two types of edges exist: edges between nodes of the same class and edges between nodes of different classes. The binary incidence matrix of the graph is transformed by randomly flipping the sign of some elements in order to simulate both positively and negatively correlated variables. Positive definiteness of this matrix is ensured by adding a large enough constant to the diagonal. The matrix is then further normalized to have a diagonal of ones. A Gaussian sample of size  $n$  with zero mean and the above covariance matrix is then simulated 50 times. The results we present below are averaged over the 50 samples. At the end of this section we discuss the performances of our method when there is no latent structure on the data.

We simulate sparse graphs with  $p = 200$  and  $n$  from 100 to 2000 ( $n/p \in \{1/2, 2, 3, 6, 10\}$ ). We use a probability of intra-cluster connection of 0.125, a probability of inter-cluster connection of 0.0025,  $Q = 3$  groups and equal group proportions  $\alpha_i = 1/3$ . With these settings, the theoretical expected number of edges is about 862 and the total number of potential edges is 19900. A sample graph is given in Figure 1. The running times of **GLasso** and **SIMoNe** are of the same order. For the settings described above the running time varies from a few seconds to a few minutes, according to the penalty parameter.

We focus the experiments on the ability to recover existing edges of the network, that is the nonzero entries of the concentration matrix. This is a binary decision problem where the compared algorithms are considered as classifiers. The decision made by a binary classifier can be summarized using four numbers: True Positives ( $TP$ ), False Positive ( $FP$ ), True Negatives ( $TN$ ) and False Negatives ( $FN$ ). We have chosen to draw precision/recall curves to display this information and compare how well the methods perform (Figure 2).

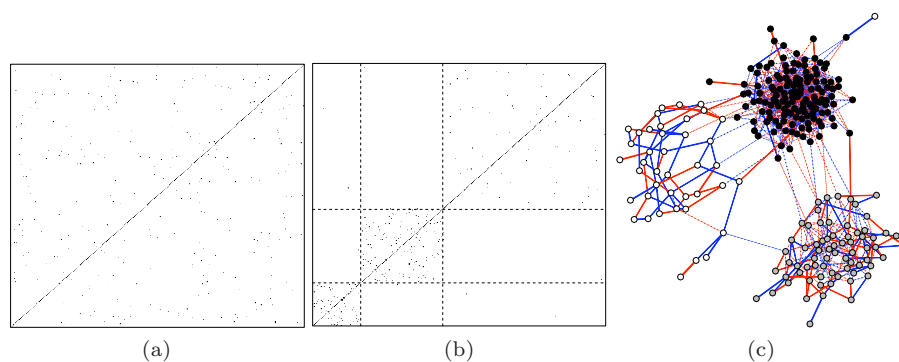


FIG 1. Simulation of the structured sparse concentration matrix. Adjacency matrix without (a) and with (b) rows and columns reorganized according the affiliation structure and corresponding graph (c).

Precision ( $TP/(TP + FP)$ ) is the ratio of the number of true nonzero elements to the total number of nonzero elements in the estimated concentration matrix  $\widehat{\mathbf{K}}$ . Recall that ( $TP/(TP + FN)$ ) is the ratio of true nonzero elements in  $\widehat{\mathbf{K}}$  to all nonzero entries of the real concentration matrix  $\mathbf{K}$ . In a sparse context where the number of actual positives ( $TP + FN$ ) is small compared to the number of actual negatives ( $FP + TN$ ), precision/recall curves give a more informative picture of an algorithm's performance than classical Receiver Operator Characteristic (ROC) curves. Indeed, ROC curves plot the False Positive Rate ( $FPR = FP/(FP + TN)$ ) against the True Positive Rate ( $TPR = TP/(TP + FN)$ ). When the number of total positives is small compared to the number of total negatives, small variations of  $FP$  and  $TP$  will result in small variations of  $FPR$  and large variations of  $TPR$ , which is not relevant for comparing performances. In a statistical framework, the recall is equivalent to the power and the precision is equivalent to one minus the False Discovery Proportion.

Additionally to the **GLasso** (Friedman et al. 2008) and **GeneNet** (Schäfer and Strimmer 2005) we consider two other procedures:

- When  $n$  is greater than  $p$ , a straightforward way to obtain an estimate of the inverse covariance matrix is to invert the empirical covariance matrix. Although this approach is unlikely to perform well in a selection context (since it is designed for estimation purposes), it is worth comparing it to its competitors in order to assess the scale of improvement. We call this procedure **InvCor**.
- When the latent structure  $\mathbf{Z}$  of the concentration matrix is known, our method can be applied without its E-step and produce a relevant selection of the nonzero entries of the concentration matrix. This approach represents the upper limit of our method, since it makes use of an usually unavailable source of information. This procedure is denoted **perfect SIMoNe**.

In some problems the latent structure of the graph is partially known and this information can be used in the E-step to improve the estimation of the latent structure. For example, when inferring gene regulation networks, a subset of identified genes may be known to belong to the same functional module.

For the methods based on penalization (**GLasso**, **SIMoNe** and **Perfect SIMoNe**), the precision/recall curves are plotted by varying the penalty parameter (namely  $1/\lambda_{in}$  in our case). The penalty parameter varies from close to zero to a maximum value which forces all off-diagonal elements of  $\widehat{\mathbf{K}}$  to be null (see Appendix A.4). The **GeneNet** and **InvCor** methods are plotted by sorting the elements of  $\widehat{\mathbf{K}}$  according to their absolute values, and choosing different thresholds to find nonzero entries.

Even when  $n$  is really greater than  $p$  (Figures 2 (a–b)) **InvCor** is always dominated by the other methods from a selection point of view. This simple check shows that even in a favorable context with abundant data, penalization

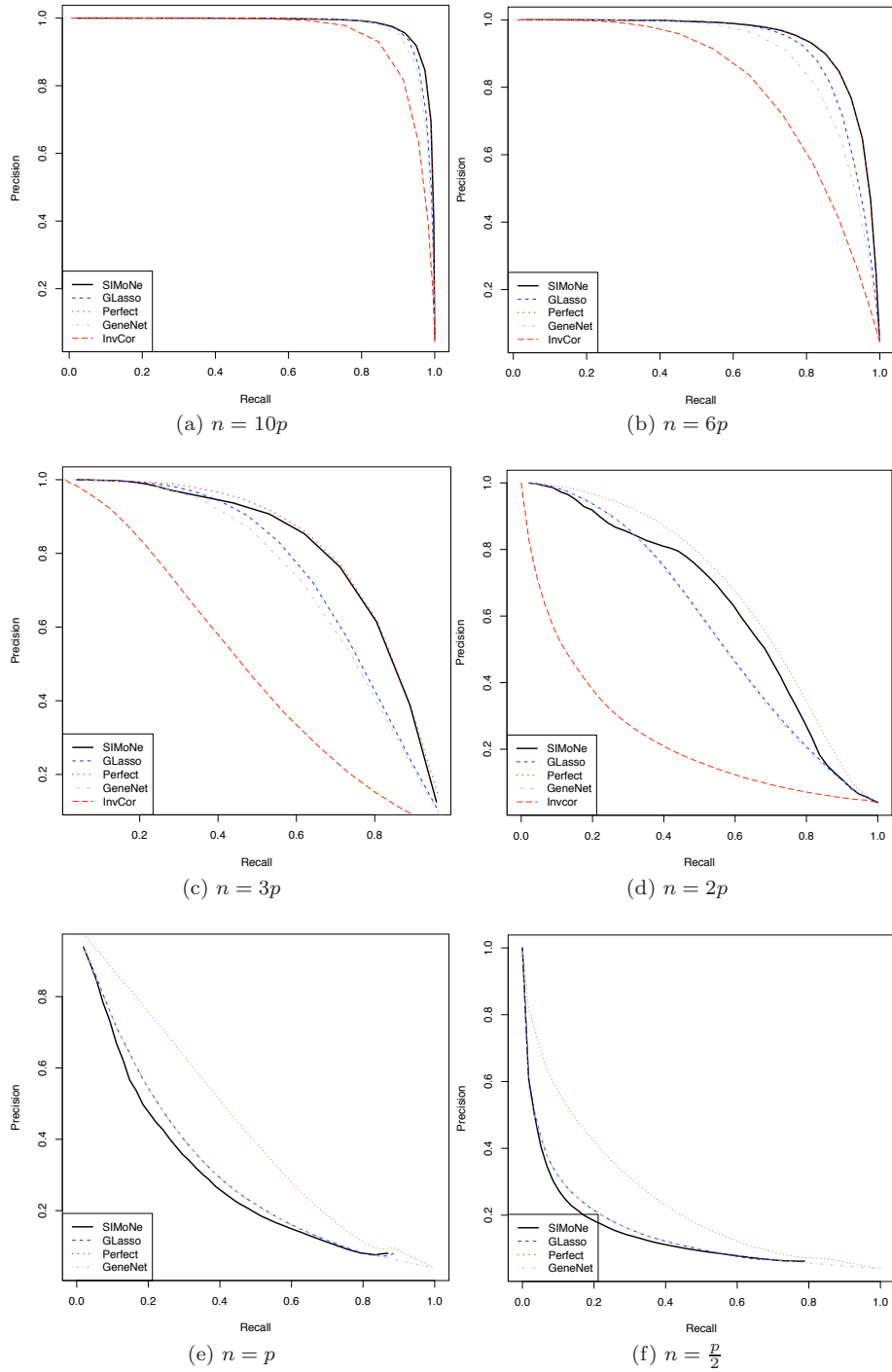


FIG 2. Precision/recall curves comparing the performance of GeneNet, GLasso, SIMoNe and perfect SIMoNe, when inferring the structure of a simulated graph with  $p = 200$  variables.

procedures improve the selection of nonzero entries of the concentration matrix, in comparison with methods based on estimation of these entries.

Although **GeneNet** and **GLasso** can provide different results on a given run, both methods perform similarly on average (50 runs for our experiment). The only parameter we change in this experimental setting is the  $n/p$  ratio.

**Perfect SIMoNe**'s curves dominate all other curves for any  $n/p$  ratio. This clearly shows that the knowledge of the structure provides a valuable information for selecting the nonzero entries of the concentration matrix. When the structure is hidden, the main problem of our approach is then to find a reliable estimate of this structure from the initial data.

**Perfect SIMoNe** and **SIMoNe** perform equivalently when  $n = 10p$  and when the ratio  $n/p$  decreases, **Perfect SIMoNe** tends to outperform **SIMoNe** more clearly. This means that **SIMoNe** is able to recover the latent structure when there is enough data, but does not find a substantial structure when  $n$  drops below  $p$ .

When  $p > n$ , the empirical covariance matrix ceases to be invertible. Thus, Figures 2 (e-f) do not display the **InvCor** results. Although it is possible to show that both **GLasso** and **SIMoNe** increase the number of inferred true nonzero elements with the number of iterations in all settings, precision/recall curves show the relative poor performances for all tested algorithms when  $p \geq n$ .

Notice that when  $p > n$ , the estimated latent structure is not reliable. Nevertheless, the performance of **SIMoNe** remains comparable to that of **GLasso**. We can therefore see that assuming the existence of a latent structure when there is none does not impair the selection of nonzero entries of the matrix  $\mathbf{K}$ .

#### 4.2. Breast Cancer data

We tested our algorithm on a gene expression data set provided by [Hess et al. \(2006\)](#) and concerning 133 patients with stage *I – III* breast cancer. The patients were treated with chemotherapy prior to surgery. Patient response to the treatment is classified as either a pathologic complete response (pCR) or a residual disease (not-pCR). [Hess et al. \(2006\)](#) and [Natowicz et al. \(2008\)](#) developed and tested a multigene predictor for treatment response on this data set. They focused on a set of 26 genes having a high predictive value (see Table 1). We thus consider a total of  $n = 133$  cases containing  $p = 26$  gene expression levels.

When dealing with gene regulatory networks, we typically observe  $n$  independent microarray experiments, each giving the expression levels of the same  $p$  genes. If the same experimental conditions are used for all microarrays, these may be considered as a sample of the same experiment. In the application in question, cases from the pCR class (34 cases) and from the not-pCR class (99 cases) clearly do not have the same distribution. We apply our algorithm on each class of patients. Two distinct gene regulatory networks are thus inferred.

Figure 3 plots the resulting networks obtained for three different penalizations. The penalization parameters were heuristically chosen from the number of expected nonzero entries. We used  $Q = 2$  latent clusters, and it is interesting to

TABLE 1  
The key genes that compose the inferred networks

Gene symbol	Gene name
MAPT	Microtubule-associated protein
BBS4	Bardet-Biedl syndrome 4
THRAP2	Thyroid hormone receptor associated protein 2
MBTP-S1	Hypothetical protein
PDGFRA	Human clone 23,948 mRNA sequence
ZNF552	Zinc finger protein 552
RAMP1	Receptor (calcitonin) activity modifying protein 1
BECN1	Beclin 1 (coiled-coil, myosin-like BCL2 interacting protein)
BTG3	BTG family, member 3
SCUBE2	Signal peptide, CUB domain, EGF-like 2
MELK	Maternal embryonic leucine zipper kinase
AMFR	Autocrine motility factor receptor
CTNND2	Catenin, delta 2
GAMT	Guanidinoacetate N-methyl transferase
CA12	Carbonic anhydrase XII
FGFR1OP	FGFR1 oncogene partner
KIAA1467	KIAA1467 protein
MTRN	Meteorin, glial cell differentiation regulator
FLJ10916	Hypothetical protein FLJ10916
E2F3	E2F transcription factor 3
ERBB4	Verba erythroblastic leukemia viral oncogene homolog 4(avian)
JMJD2B	Jumonji domain containing 2B
RRM2	Ribonucleotide reductase M2 polypeptide
FLJ12650	Hypothetical protein FLJ12650
GFRA1	GDNF family receptor 1
IGFBP4	Insulin-like growth factor binding protein 4

note that when assuming more than two clusters, the algorithm systematically produces exactly two non-empty clusters.

The inferred networks exhibit very different structures according to the class of patients. This in itself is interesting and suggests that gene regulation differs with respect to the presence or absence of a pCR.

The network obtained with not-pCR cases displays a two-star pattern. Each star connects to a unique gene, either SCUBE2 or IGFBP4. Almost all the most significant connections imply SCUBE2. This star pattern suggests that further studies of this particular gene would be of interest for understanding residual disease.

The network estimated with the pCR cases has a different two-cluster structure. In particular, it groups IGFBP4 and SCUBE2 in the same cluster with a direct significant link. This again indicates a completely different relationship between the genes in pCR versus non-pCR.

Results given by GLasso and SIMoNe on this data set are rather close. However, our method gives results that are easier to interpret as it reveals a class structure. For example, if we focus on the not-PCR network inferred with medium penalty, GLasso and SIMoNe disagree on 6 among the 28 inferred edges: all 6 edges are added by GLasso between clusters and thus hide the structure.

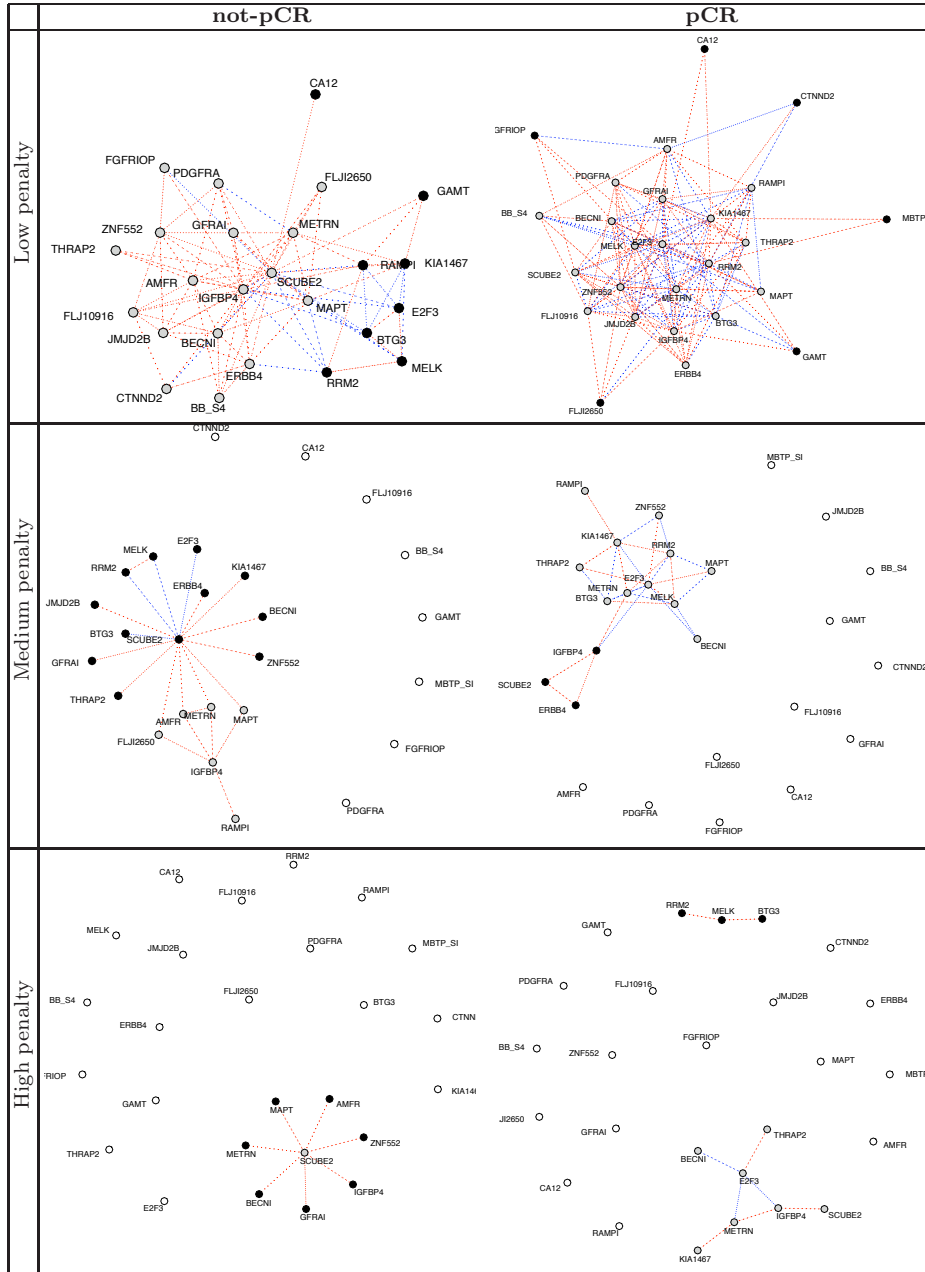


FIG 3. Inferred graphs for three different penalization's levels.

## 5. Proofs

*Proof of Proposition 1.* Using the Bayes rule,  $\mathcal{L}_c$  divides into three terms:

$$\log \mathcal{L}_c(\mathbf{X}, \mathbf{K}, \mathbf{Z}) = \log \mathbb{P}(\mathbf{X}, \mathbf{K}, \mathbf{Z}) = \log \mathbb{P}(\mathbf{X}|\mathbf{K}) + \log \mathbb{P}(\mathbf{K}|\mathbf{Z}) + \log \mathbb{P}(\mathbf{Z}),$$

where we make use of the fact that  $\log \mathbb{P}(\mathbf{X}|\mathbf{K}, \mathbf{Z}) = \log \mathbb{P}(\mathbf{X}|\mathbf{K})$ .

The first term is the likelihood associated with a size- $n$  sample of a multivariate Gaussian distribution, since  $X \sim \mathcal{N}(\mathbf{0}_p, \mathbf{\Sigma})$ . Routine computations lead to

$$\log \mathbb{P}(\mathbf{X}|\mathbf{K}) = \frac{n}{2} \log \det(\mathbf{K}) - \frac{n}{2} \text{Tr}(\mathbf{S}\mathbf{K}) - \frac{np}{2} \log(2\pi).$$

As regards the second term, using the expression (2), we have

$$\begin{aligned} \log \mathbb{P}(\mathbf{K}|\mathbf{Z}) &= \sum_{\substack{i,j \in \mathcal{P}, i \neq j \\ q, \ell \in \mathcal{Q}}} Z_{iq} Z_{j\ell} \log f_{q\ell}(K_{ij}) + \sum_{i \in \mathcal{P}} \log f_0(K_{ii}) \\ &= - \sum_{\substack{i,j \in \mathcal{P}, i \neq j \\ q, \ell \in \mathcal{Q}}} Z_{iq} Z_{j\ell} \left( \frac{|K_{ij}|}{\lambda_{q\ell}} + \log(2\lambda_{q\ell}) \right) - \sum_{i \in \mathcal{P}} \frac{|K_{ii}|}{\lambda_0} - p \log(2\lambda_0). \end{aligned}$$

From (1), we have  $\log \mathbb{P}(\mathbf{Z}) = \sum_{i,q} Z_{iq} \log \alpha_q$ , and the result follows.  $\square$

*Proof of Proposition 4.* Once terms that do not depend on the parameters of interest have been removed from  $\mathcal{J}_\tau$ , the problem becomes

$$\hat{\alpha}_q = \operatorname{argmax}_{\alpha_q} \sum_i \tau_{iq} \log \alpha_q \quad \text{and} \quad \hat{\lambda}_{q\ell} = \operatorname{argmax}_{\lambda_{q\ell}} - \sum_{i \neq j} \tau_{iq} \tau_{j\ell} \left( \frac{|K_{ij}|}{\lambda_{q\ell}} + \log 2\lambda_{q\ell} \right).$$

Null-differentiation with respect to  $\alpha_q$  (under the constraint  $\sum_q \alpha_q = 1$ ) and  $\lambda_{q\ell}$  leads straightforwardly to the result.  $\square$

*Proof of Proposition 5.* The penalty term in (11) can be written as follows

$$\|\rho_\tau(\mathbf{K})\|_{\ell_1} = \sum_{q, \ell \in \mathcal{Q}} \sum_{\substack{i, j \in \mathcal{P} \\ i \neq j}} \frac{|K_{ij}|}{\lambda_{q\ell}} \tau_{iq} \tau_{j\ell} + \sum_{i \in \mathcal{P}} \frac{|K_{ii}|}{\lambda_0} = \sum_{q, \ell \in \mathcal{Q}} \|\mathbf{T}_{q\ell} \star \mathbf{K}\|_{\ell_1},$$

where  $\star$  is the term-by-term product. The set  $\{\mathbf{T}_{q\ell}\}_{q, \ell \in \mathcal{Q}}$  contains  $p \times p$  symmetric matrices, defined, for each couple  $(q, \ell)$ , by

$$\mathbf{T}_{q\ell} = (T_{q\ell;ij})_{i,j \in \mathcal{P}} \quad \text{with} \quad \forall i \neq j, \quad T_{q\ell;ij} = \frac{\tau_{iq} \tau_{j\ell}}{\lambda_{q\ell}} \quad \text{and} \quad T_{q\ell;ii} = \frac{1}{\lambda_0 Q^2}.$$

Using the fact that  $\|\mathbf{A}\|_{\ell_1} = \max_{\|\mathbf{U}\|_\infty \leq 1} \text{Tr}(\mathbf{A}\mathbf{U})$ , for a given matrix  $\mathbf{A}$ , the optimization problem (11) can be written as

$$\max_{\mathbf{K} > 0} \min_{\{\mathbf{U}_{q\ell} : \|\mathbf{U}_{q\ell}\|_\infty \leq 1\}} \left\{ \frac{n}{2} \log \det \mathbf{K} - \text{Tr} \left( \frac{n}{2} \mathbf{S}\mathbf{K} + \sum_{q, \ell \in \mathcal{Q}} (\mathbf{T}_{q\ell} \star \mathbf{K}) \mathbf{U}_{q\ell} \right) \right\}.$$

The dual version of the above expression is obtained by swapping max and min. The maximization is solved by differentiating with respect to  $\mathbf{K}$ . To do this, we recall that in our specific case the matrices  $\mathbf{T}$  are symmetric, and thus  $\text{Tr}((\mathbf{T} \star \mathbf{K})\mathbf{U}) = \text{Tr}(\mathbf{K}(\mathbf{T} \star \mathbf{U}))$ . Then, applying the usual rules for the derivative of the trace operator, null-differentiation with respect to  $\mathbf{K}$  yields

$$\boldsymbol{\Sigma} := \mathbf{K}^{-1} = \mathbf{S} + \frac{2}{n} \sum_{q,\ell \in \mathcal{Q}} (\mathbf{U}_{q\ell} \star \mathbf{T}_{q\ell}).$$

The dual problem therefore becomes

$$\min_{\{\mathbf{U}_{q\ell}: \|\mathbf{U}_{q\ell}\|_{\infty} \leq 1\}} \left\{ -\frac{n}{2} \log \det(\boldsymbol{\Sigma}) - \frac{np}{2} \right\},$$

or in other words,

$$\max_{\{\mathbf{U}_{q\ell}: \|\mathbf{U}_{q\ell}\|_{\infty} \leq 1\}} \log \det(\boldsymbol{\Sigma}).$$

Finally, we need to write the constraint as a function of  $\boldsymbol{\Sigma}$  rather than the set  $\{\mathbf{U}_{q\ell}\}$ . In fact, we simply need to show that

$$\{\mathbf{U}_{q\ell}; \forall q, \ell \in \mathcal{Q}, \|\mathbf{U}_{q\ell}\|_{\infty} \leq 1\} = \{\boldsymbol{\Sigma}; \|(\boldsymbol{\Sigma} - \mathbf{S}) \cdot / \mathbf{P}_{\boldsymbol{\tau}}\|_{\infty} \leq 1\}.$$

When  $\|\mathbf{U}_{q\ell}\|_{\infty} \leq 1$ , we have for each couple  $(i, j) \in \mathcal{P}^2$ ,

$$\left| (\boldsymbol{\Sigma} - \mathbf{S})_{ij} \right| = \frac{2}{n} \sum_{q,\ell} |(\mathbf{U}_{q\ell})_{ij} \cdot (\mathbf{T}_{q\ell})_{ij}| \leq \frac{2}{n} \sum_{q,\ell} T_{q\ell;ij} = P_{\boldsymbol{\tau}_i \boldsymbol{\tau}_j}.$$

Thus  $\|\mathbf{U}_{q\ell}\|_{\infty} \leq 1 \Rightarrow \|(\boldsymbol{\Sigma} - \mathbf{S}) \cdot / \mathbf{P}_{\boldsymbol{\tau}}\|_{\infty} \leq 1$ . On the other hand, assume that  $\|(\boldsymbol{\Sigma} - \mathbf{S}) \cdot / \mathbf{P}_{\boldsymbol{\tau}}\|_{\infty} \leq 1$ , that is, for all  $i, j \in \mathcal{P}$ ,

$$-P_{\boldsymbol{\tau}_i \boldsymbol{\tau}_j} \leq (\boldsymbol{\Sigma} - \mathbf{S})_{ij} \leq P_{\boldsymbol{\tau}_i \boldsymbol{\tau}_j}.$$

This also means that there exists some  $\delta_{ij} \in [0, 1]$  such that

$$(\boldsymbol{\Sigma} - \mathbf{S})_{ij} = \delta_{ij} P_{\boldsymbol{\tau}_i \boldsymbol{\tau}_j} + (1 - \delta_{ij})(-P_{\boldsymbol{\tau}_i \boldsymbol{\tau}_j}) = \frac{2}{n} \sum_{q,\ell} (2\delta_{ij} - 1) T_{q\ell;ij}.$$

We choose  $\mathbf{U}_{q\ell}$  such that  $(\mathbf{U}_{q\ell})_{ij} = (2\delta_{ij} - 1)$  for all  $q, \ell \in \mathcal{Q}$ . Then, since  $\delta_{ij} \in [0, 1]$ , we have  $-1 \leq (\mathbf{U}_{q\ell})_{ij} \leq 1$ , for all  $i, j \in \mathcal{P}$ , which proves that  $\|(\boldsymbol{\Sigma} - \mathbf{S}) \cdot / \mathbf{P}_{\boldsymbol{\tau}}\|_{\infty} \leq 1 \Rightarrow \|\mathbf{U}_{q\ell}\|_{\infty} \leq 1$ .  $\square$

*Proof of Lemma 1.* The proof relies on [Banerjee et al. \(2008, Theorem 3\)](#) and [Tseng \(2001, Theorem 4.1\)](#). Convergence of block-coordinate descent methods is a well-documented topic in convex optimization literature. Here, we have to bear in mind that using  $\ell_1$ -norm penalty leads to non-differentiable functions. Thus, we rely on a result by [Tseng \(2001, Theorem 4.1\)](#), which in our case ensures the convergence of the procedure, provided there is at most one solution to each minimization problem (15). This point is proved in [Banerjee et al. \(2008, Theorem 3\)](#).  $\square$



*Proof of Proposition 6.* Problem (15) can be written as follows, by splitting the constraint:

$$\left\{ \begin{array}{l} \min_{\mathbf{y}} \mathbf{y}^\top \widehat{\Sigma}_{11}^{-1} \mathbf{y} \\ \text{subject to} \quad -(\mathbf{p}_{12})_i \leq y_i - (\mathbf{s}_{12})_i - (\mathbf{p}_{12})_i \leq 0, \quad \forall i = 1, \dots, p-1, \\ \text{or} \quad -(\mathbf{p}_{12})_i \leq -y_i + (\mathbf{s}_{12})_i - (\mathbf{p}_{12})_i \leq 0, \quad \forall i = 1, \dots, p-1. \end{array} \right.$$

Let us introduce  $L$  the so-called Lagrangian, with vectors of Lagrange coefficients denoted by  $\beta^1 = (\beta_i^1)_{i \leq p-1}$ ,  $\beta^2 = (\beta_i^2)_{i \leq p-1}$  with nonnegative entries. Also, let  $\beta = \beta^2 - \beta^1$ . The Lagrange version of the above problem is

$$\min_{\mathbf{y}} \left\{ \mathbf{y}^\top \widehat{\Sigma}_{11}^{-1} \mathbf{y} + \max_{\beta} L(\beta) \right\}, \quad (23)$$

where, in the present case,  $L$  is given by

$$L(\beta) = \sum_i \beta_i^1 (y_i - (\mathbf{s}_{12})_i - (\mathbf{p}_{12})_i) + \sum_i \beta_i^2 (-y_i + (\mathbf{s}_{12})_i - (\mathbf{p}_{12})_i).$$

The coefficients  $\beta_i^1$  and  $\beta_i^2$  maximizing  $L(\beta)$  are null when the constraints are satisfied, and for each index  $i$ , at least one coefficient among  $\{\beta_i^1, \beta_i^2\}$  is zero. Then

$$\|\beta\|_{\ell_1} = \sum_i |\beta_i| = \sum_i (\beta_i^1 + \beta_i^2).$$

Meanwhile, consider the dual problem of (23), swapping min and max: the solution that minimizes the dual problem with respect to  $\mathbf{y}$  satisfies the null-gradient hypothesis. We obtain  $2\widehat{\Sigma}_{11}^{-1}\mathbf{y} - \beta = 0$ , that is  $\mathbf{y} = \frac{1}{2}\widehat{\Sigma}_{11}\beta$  (which proves equation (17)). Introducing this result in the dual of (23), we get

$$\max_{\beta} -\frac{1}{4}\beta^\top \widehat{\Sigma}_{11}\beta + \mathbf{s}_{12}^\top \beta - \sum_i (\beta_i^1 + \beta_i^2) (\mathbf{p}_{12})_i,$$

also equivalent to

$$\min_{\beta} \frac{1}{4}\beta^\top \widehat{\Sigma}_{11}\beta - \mathbf{s}_{12}^\top \beta + \|\mathbf{p}_{12} \star \beta\|_{\ell_1}.$$

Expressing this quantity by using the Euclidean norm achieves the proof.  $\square$

*Proof of Proposition 7.* Here we simply indicate the main differences between the proof of Banerjee et al. (2008, Theorem 2) and what is valid in our context. Note that according to (11), the estimator  $\widehat{\mathbf{K}}$  must satisfy the following sub-gradient equation

$$\forall i \neq j, \quad \frac{n}{2} \left( \widehat{K}_{ij}^{-1} - S_{ij} \right) - \left( \sum_{q,\ell} \frac{Z_{iq} Z_{j\ell}}{\lambda_{q\ell}} \right) \nu_{ij} = 0$$

where  $\nu_{ij} \in \text{sgn}(\widehat{K}_{ij})$ . Following the proof of [Banerjee et al. \(2008, Theorem 2\)](#), we easily get

$$\mathbb{P}(\exists k, \widehat{C}_k \not\subseteq C_k) \leq p^2 \max_{i \in \mathcal{P}, j \notin C_i} \mathbb{P}\left(\frac{n}{2} |S_{ij}| \geq \sum_{q,\ell} \frac{Z_{iq} Z_{j\ell}}{\lambda_{q\ell}}\right).$$

Performing some computations involving the correlation between variables  $X_i$  and  $X_j$ , we also obtain

$$\mathbb{P}(\exists k, \widehat{C}_k \not\subseteq C_k) \leq 2p^2 \max_{q,\ell \in \mathcal{Q}} F_{n-2} \left( \frac{2(n-2)^{1/2}}{n\lambda_{q\ell}} \left( \max_{i \in \mathcal{P}, j \notin C_i} S_{ii} S_{jj} - \frac{1}{\lambda_{q\ell}^2} \right)^{-1/2} \right),$$

which entails the conclusion.  $\square$

*Proof of Proposition 8.* Denote by  $\mathbf{K}_{\setminus i \setminus i}$  and  $\mathbf{S}_{\setminus i \setminus i}$ , respectively, the matrices  $\mathbf{K}$  and  $\mathbf{S}$  once their  $i$ th row and  $i$ th column have been removed. Moreover,  $\mathbf{K}_{i \setminus i}$  and  $\mathbf{S}_{i \setminus i}$  are the  $i$ th rows of the matrices with the  $i$ th term removed. After some routine computations, and using classical results for Gaussian multivariate vectors, it can be shown that

$$\log \widetilde{\mathcal{L}}(\mathbf{X}; \mathbf{K}) = \frac{n}{2} \sum_{i \in \mathcal{P}} \left( \log K_{ii} - K_{ii} S_{ii} - 2\mathbf{S}_{i \setminus i} \mathbf{K}_{i \setminus i} - \frac{1}{K_{ii}} \mathbf{K}_{i \setminus i} \mathbf{S}_{i \setminus i} \mathbf{K}_{i \setminus i}^\top \right) + c, \quad (24)$$

where  $c$  does not depend on  $\mathbf{K}$ . Thus, if we forget the symmetry constraint on  $\mathbf{K}$ , maximizing the pseudo-likelihood (24) with respect to the non-diagonal entries of  $\mathbf{K}$  is equivalent to  $p$  independent maximization problems with respect to each column  $\mathbf{K}_{i \setminus i}^\top$ . Consider, for instance, the last column of  $\mathbf{K}$ , that is, for  $i = p$ , and the relative term in (24). Using notation (14), this term can be written as

$$-\frac{n}{2K_{22}} (2K_{22} \mathbf{s}_{12}^\top \mathbf{K}_{12}^\top + \mathbf{K}_{12}^\top \mathbf{S}_{11} \mathbf{K}_{12}) = -\frac{n}{2K_{22}} \left\| \mathbf{S}_{11}^{1/2} \mathbf{K}_{12}^\top + K_{22} \mathbf{S}_{11}^{-1/2} \mathbf{s}_{12} \right\|_2^2 + c',$$

where we use the block-wise notation defined above (14). The term  $c'$  does not depend on  $\mathbf{K}_{12}$ , which is the current column of the concentration matrix to infer. Namely,  $c' = -K_{22}^2 \mathbf{s}_{12}^\top \mathbf{S}_{11}^{-1} \mathbf{s}_{12}$ .

Consider now the penalized version of the log-likelihood (22): we wish to solve  $p$  penalized problems of minimization as defined above, which can be written as follows

$$\min_{\boldsymbol{\beta}} \left\| \mathbf{S}_{11}^{1/2} \boldsymbol{\beta} + K_{22} \mathbf{S}_{11}^{-1/2} \mathbf{s}_{12} \right\|_2^2 + \frac{2K_{22}}{n} \|\mathbf{p}_{12} \star \boldsymbol{\beta}\|_{\ell_1}. \quad (25)$$

[Meinshausen and Bühlmann](#) wish to solve  $p$  LASSO-problems, for instance for the last variable  $p$ ,

$$\min_{\boldsymbol{\alpha}} \frac{1}{n} \left\| \mathbf{X}_p - \mathbf{X}_{\setminus p} \boldsymbol{\alpha} \right\|_2^2 + \|2n^{-1} \mathbf{p}_{12} \star \boldsymbol{\alpha}\|_{\ell_1}, \quad (26)$$

where  $\mathbf{X}_p$  is the  $p$ th column of  $\mathbf{X}$  and  $\mathbf{X}_{\setminus p}$  is the matrix of data the  $p$ th column has been removed (note that we adapted the penalization term corresponding to the framework developed here).

The minimum is reached in (25) for null-differentiation, and we get

$$2\mathbf{S}_{11}\boldsymbol{\beta} + 2K_{22}\mathbf{s}_{12} + \frac{2K_{22}}{n}\mathbf{p}_{12} \star \nu = 0,$$

where  $\nu \in \text{sign}(\boldsymbol{\beta})$ . The same for (26), and we get

$$\frac{2}{n}\mathbf{X}_{\setminus p}^\top \mathbf{X}_{\setminus p} \boldsymbol{\alpha} - \frac{2}{n}\mathbf{X}_p^\top \mathbf{X}_{\setminus p} + 2n^{-1}\mathbf{p}_{12} \star \gamma = 0,$$

where  $\gamma \in \text{sign}(\boldsymbol{\alpha})$ . Now, just note that  $n^{-1}\mathbf{X}_{\setminus p}^\top \mathbf{X}_{\setminus p} = \mathbf{S}_{11}$  and  $n^{-1}\mathbf{X}_p^\top \mathbf{X}_{\setminus p} = \mathbf{s}_{12}^\top$ , and problems (25) and (26) are equivalent, provided that  $\boldsymbol{\alpha} = -\boldsymbol{\beta}/K_{22}$ .

Thus, the columns of the concentration matrix (with a removed diagonal term) inferred from the penalized maximum pseudo-likelihood problem (22), and those inferred with Meinshausen and Bühlmann's approach, share exactly the same null-entries, that is, the same network of conditional dependencies.  $\square$

## 6. Conclusion

In this paper, we propose a method for inferring sparse Gaussian graphical models based on  $\ell_1$ -penalized likelihood. We describe a framework taking into account a latent structure on the concentration matrix. This latent structure assumes a partition of the variables and drives the penalization. The proposed estimation strategy is based on a variational EM algorithm, in which a LASSO-like procedure is embedded.

Our simulation study shows that the proposed method, named SIMoNe, really improves over Glasso when a modular structure underlies the concentration matrix.

These assumptions of sparsity and modularity are particularly relevant for inferring gene influence network. In this application framework, the sample is a set of microarray experiments and variables represent gene expressions.

When analyzing microrarray data, the biologist usually identifies hundreds of genes among thousands available, which are differentially expressed. From a practical point of view, our method can provide a useful insight both on the mutual influence existing between genes, and on the modules existing in the network.

## Appendix A: Appendix section

### A.1. Fixed-point study

Let us first introduce some notation. For any  $i, j \in \mathcal{P}$  and any  $q, \ell \in \mathcal{Q}$ , consider the random variables

$$L_{ijq\ell} = \frac{|K_{ij}|}{\lambda_{q\ell}} + \log 2\lambda_{q\ell}.$$

Let  $u : \mathbb{R}^{pQ} \rightarrow \mathbb{R}^{pQ}$  be defined by its coordinate functions  $u = (u_{iq})_{i \in \mathcal{P}, q \in \mathcal{Q}}$  in the following way:  $\forall a = (a_{iq})_{i \in \mathcal{P}, q \in \mathcal{Q}} \in \mathbb{R}^{pQ}$ ,

$$\begin{aligned} u_{iq}(a) &= \alpha_q \exp \left\{ - \sum_{j \neq i} \sum_{\ell} a_{j\ell} L_{ijq\ell} \right\} \\ &= \alpha_q \exp \left\{ - \sum_{j \neq i} \sum_{\ell} a_{j\ell} \left( \frac{|K_{ij}|}{\lambda_{q\ell}} + \log 2\lambda_{q\ell} \right) \right\}, \end{aligned}$$

and let  $g = (g_{iq})_{i \in \mathcal{P}, q \in \mathcal{Q}} : \mathbb{R}^{pQ} \rightarrow \mathbb{R}^{pQ}$  satisfy

$$\forall a \in \mathbb{R}^{pQ}, \quad g_{iq}(a) = \frac{u_{iq}(a)}{\sum_{\ell} u_{i\ell}(a)}.$$

According to Proposition 3, optimal parameter  $\hat{\tau}$  is a fixed-point of  $g$ .

Now, let

$$\Theta = \left\{ a = (a_{iq})_{i \in \mathcal{P}, q \in \mathcal{Q}} \in \mathbb{R}^{pQ}; \forall i \in \mathcal{P}, q \in \mathcal{Q}, a_{iq} \in [0, 1] \text{ and } \sum_q a_{iq} = 1 \right\}.$$

We wish to study the fixed-points of  $g$  in  $\Theta$ . First, let us note that as  $\Theta$  is a compact state space and as function  $g$  satisfies  $g : \Theta \rightarrow \Theta$  and is continuous, the existence of a fixed-point of  $g$  follows from Brouwer's Theorem.

We now restrict our attention to a smaller set than the whole state space  $\Theta$ . For any  $\varepsilon > 0$ , let

$$\Theta_\varepsilon = \left\{ a \in \Theta, \forall i \in \mathcal{P}, q \in \mathcal{Q}, a_{iq} \in [\varepsilon, 1 - \varepsilon] \right\}.$$

Note that we do not claim that  $g : \Theta_\varepsilon \rightarrow \Theta_\varepsilon$ . However, existence of a fixed-point of  $g$  is ensured in  $\Theta$  and if we assume  $\alpha_q > 0$  for any  $q \in \mathcal{Q}$  (which is a reasonable assumption if the number of classes  $Q$  is not too large), it can easily be seen that any fixed-point satisfies  $a_{iq} > 0$ , for any  $i \in \mathcal{P}$  and any  $q \in \mathcal{Q}$ . Thus for sufficiently small  $\varepsilon > 0$ , the fixed-points of  $g$  belong to  $\Theta_\varepsilon$ .

In order to study the behaviour of  $g$  in the vicinity of a fixed-point, we need to look at some kind of contraction property for  $g$ . To this end we introduce a distance  $d$  on  $\Theta_\varepsilon$  that will make use of the form of the state space  $\Theta_\varepsilon$ . For all  $a, b \in \Theta_\varepsilon$ , denote by  $a_i = (a_{iq})_{q \in \mathcal{Q}} \in \mathbb{R}^Q$  and  $b_i = (b_{iq})_{q \in \mathcal{Q}} \in \mathbb{R}^Q$ . Moreover, let

$$d(a, b) = \max_{i \in \mathcal{P}} d_0(a_i, b_i) = \max_{i \in \mathcal{P}} \log \left( \frac{\max_{q \in \mathcal{Q}} a_{iq}/b_{iq}}{\min_{q \in \mathcal{Q}} a_{iq}/b_{iq}} \right) = \max_{i \in \mathcal{P}} \max_{q, \ell \in \mathcal{Q}} \log \left( \frac{a_{iq} b_{i\ell}}{b_{iq} a_{i\ell}} \right).$$

It is well known that  $d_0$  is a distance in  $[\varepsilon, 1 - \varepsilon]^Q$ , and it is easy to check that the resulting  $d$  is also a distance in  $\Theta_\varepsilon$ .

Now, fix  $a, b \in \mathbb{R}^{pQ}$  and consider the distance  $d(g(a), g(b))$ . It is easily checked that

$$d(g(a), g(b)) = \max_{i \in \mathcal{P}} d_0(g_i(a), g_i(b)) = \max_{i \in \mathcal{P}} d_0(u_i(a), u_i(b)) = \max_{i \in \mathcal{P}} d_0(\bar{u}_i(a), \bar{u}_i(b)),$$

where  $\bar{u} = (\bar{u}_i)_{i \in \mathcal{P}} = (\bar{u}_{iq})_{i \in \mathcal{P}, q \in \mathcal{Q}}$  is defined in the following way

$$\forall a = (a_{iq})_{i \in \mathcal{P}, q \in \mathcal{Q}} \in \mathbb{R}^{p\mathcal{Q}},$$

$$\bar{u}_{iq}(a) = \exp \left\{ \sum_{j \neq i} \sum_{\ell} a_{j\ell} L_{ijq\ell} \right\} = \exp \left\{ \sum_{j \neq i} \sum_{\ell} a_{j\ell} \left( \frac{|K_{ij}|}{\lambda_{q\ell}} + \log 2\lambda_{q\ell} \right) \right\}.$$

In the following, fix  $\varepsilon > 0$  and  $a, b \in \Theta_\varepsilon$  and denote by

$$\forall i \in \mathcal{P}, \quad c_1^i = \min_{q \in \mathcal{Q}} \frac{a_{iq}}{b_{iq}}, \quad c_2^i = \max_{q \in \mathcal{Q}} \frac{a_{iq}}{b_{iq}}.$$

With these notations, we have

$$d(a, b) = \max_{i \in \mathcal{P}} d_0(a_i, b_i) = \max_{i \in \mathcal{P}} \log \left( \frac{c_2^i}{c_1^i} \right). \quad (27)$$

We only consider the affiliation model described in (3). Thus, there are only two different values for  $\lambda_{q\ell}$ , namely  $\lambda_{\text{in}}$  and  $\lambda_{\text{out}}$  for intra and extra cluster connectivity.

**Lemma 3.** *If for any  $i, j \in \mathcal{P}, i \neq j$  and any  $\lambda \in \{\lambda_{\text{in}}, \lambda_{\text{out}}\}$ , we have*

$$0 < \frac{|K_{ij}|}{\lambda} + \log 2\lambda < \frac{\varepsilon}{2(p-1)(1+\varepsilon)} \text{ almost surely,} \quad (28)$$

*then function  $g$  satisfies a contraction property on  $\Theta_\varepsilon$ .*

Before proving the lemma, let us explain the consequences of this result. Consider the function  $h_K$  defined on  $(0, +\infty)$  by

$$h_K(\lambda) = \frac{|K|}{\lambda} + \log 2\lambda.$$

This function first decreases from  $+\infty$  to the value  $1 + \log 2|K|$  on the interval  $(0, |K|)$  and then increases from  $1 + \log 2|K|$  to  $+\infty$  on  $(|K|, +\infty)$ .

At any step of the algorithm, if the current values  $K_{ij}^{(m)}$  of the concentration matrix are small enough, namely smaller than  $1/(2e) \simeq 0.184$  then the functions  $h_{K_{ij}^{(m)}}$  take all the values between  $1 + \log 2|K| < 0$  and  $+\infty$ . Thus, there is room for choosing  $\lambda_{\text{in}}, \lambda_{\text{out}}$  such that (28) is satisfied. In such a case, the fixed-point we are looking for is unique and the iterative procedure setting  $\hat{\tau}^{(s+1)} = g(\hat{\tau}^{(s)})$  converges.

*Proof.* Using that for any  $j \in \mathcal{P}$  and any  $\ell \in \mathcal{Q}$ , we have  $c_1^j b_{j\ell} \leq a_{j\ell} \leq c_2^j b_{j\ell}$  and  $L_{ijq\ell} > 0$ , we get

$$\exp \left( \sum_{j \neq i} c_1^j \sum_{\ell} b_{j\ell} L_{ijq\ell} \right) \leq \bar{u}_{iq}(a) \leq \exp \left( \sum_{j \neq i} c_2^j \sum_{\ell} b_{j\ell} L_{ijq\ell} \right).$$

Thus, it follows

$$\exp\left(\sum_{j \neq i} (c_1^j - 1) \sum_{\ell} b_{j\ell} L_{ijq\ell}\right) \leq \frac{\bar{u}_{iq}(a)}{\bar{u}_{iq}(b)} \leq \exp\left(\sum_{j \neq i} (c_2^j - 1) \sum_{\ell} b_{j\ell} L_{ijq\ell}\right). \quad (29)$$

In the case of the affiliation model, for fixed  $i, j \in \mathcal{P}$  and  $q \in \mathcal{Q}$ , the set of random variables  $\{L_{ijq\ell}\}_{\ell \in \mathcal{Q}}$  is reduced to only two random values, namely

$$L_{ij}^{\text{in}} = \frac{|K_{ij}|}{\lambda_{\text{in}}} + \log 2\lambda_{\text{in}}, \quad L_{ij}^{\text{out}} = \frac{|K_{ij}|}{\lambda_{\text{out}}} + \log 2\lambda_{\text{out}}.$$

For the sake of simplicity, we assume  $Q = 2$  groups (our arguments may be easily generalized to 3 groups or more). Now, denoting  $L_{ij}^{\text{max}} = \max(L_{ij}^{\text{in}}, L_{ij}^{\text{out}})$  and  $L_{ij}^{\text{min}} = \min(L_{ij}^{\text{in}}, L_{ij}^{\text{out}})$ , it can easily be seen that (for  $\varepsilon < 1/2$ ),

$$\begin{aligned} \sup_{b \in \Theta_\varepsilon} \sum_{\ell} b_{j\ell} L_{ijq\ell} &= (1 - \varepsilon)L_{ij}^{\text{max}} + \varepsilon L_{ij}^{\text{min}} \\ \inf_{b \in \Theta_\varepsilon} \sum_{\ell} b_{j\ell} L_{ijq\ell} &= (1 - \varepsilon)L_{ij}^{\text{min}} + \varepsilon L_{ij}^{\text{max}}, \end{aligned}$$

almost surely. Note that if we have  $Q \geq 3$  groups, explicit bounds can also be obtained (their expression is only slightly more complicated). Coming back to (29), we get

$$\begin{aligned} \exp\left(\sum_{j \neq i} (c_1^j - 1) \{(1 - \varepsilon)L_{ij}^{\text{min}} + \varepsilon L_{ij}^{\text{max}}\}\right) \\ \leq \frac{\bar{u}_{iq}(a)}{\bar{u}_{iq}(b)} \leq \exp\left(\sum_{j \neq i} (c_2^j - 1) \{(1 - \varepsilon)L_{ij}^{\text{max}} + \varepsilon L_{ij}^{\text{min}}\}\right). \end{aligned}$$

This leads to

$$\begin{aligned} d_0(\bar{u}_i(a), \bar{u}_i(b)) &= \log \frac{\max_{q \in \mathcal{Q}} \bar{u}_{iq}(a) / \bar{u}_{iq}(b)}{\min_{q \in \mathcal{Q}} \bar{u}_{iq}(a) / \bar{u}_{iq}(b)} \\ &\leq \sum_{j \neq i} (c_2^j - 1) \{(1 - \varepsilon)L_{ij}^{\text{max}} + \varepsilon L_{ij}^{\text{min}}\} - \sum_{j \neq i} (c_1^j - 1) \{(1 - \varepsilon)L_{ij}^{\text{min}} + \varepsilon L_{ij}^{\text{max}}\} \\ &\leq \sum_{j \neq i} L_{ij}^{\text{max}} \{c_2^j - 1 - \varepsilon(c_2^j + c_1^j - 2)\} + L_{ij}^{\text{min}} \{1 - c_1^j + \varepsilon(c_2^j + c_1^j - 2)\}. \end{aligned}$$

Finally, recall that  $d(g(a), g(b)) = \max_i d_0(\bar{u}_i(a), \bar{u}_i(b))$ , leading to

$$\begin{aligned} d(g(a), g(b)) &\leq \max_{i \in \mathcal{P}} \left\{ \left( c_2^i - 1 - \varepsilon(c_2^i + c_1^i - 2) \right) \vee \left( 1 - c_1^i + \varepsilon(c_2^i + c_1^i - 2) \right) \right\} \\ &\quad \times \max_{i \in \mathcal{P}} \sum_{j \neq i} (L_{ij}^{\text{max}} + L_{ij}^{\text{min}}). \end{aligned}$$

Now, using the inverse triangle inequality, and the fact that  $c_1^i \leq 1 \leq c_2^i$ , we get for any  $i \in \mathcal{P}$ ,

$$|c_2^i + c_1^i - 2| = ||c_2^i - 1| - |1 - c_1^i|| \leq |c_2^i - c_1^i| = c_2^i - c_1^i.$$

Moreover, we have  $0 \leq c_2^i - 1 \leq c_2^i - c_1^i$  and  $0 \leq 1 - c_1^i \leq c_2^i - c_1^i$ . This leads to

$$\begin{aligned} d(g(a), g(b)) &\leq (1 + \varepsilon) \max_{i \in \mathcal{P}} (c_2^i - c_1^i) \times \max_{i \in \mathcal{P}} \sum_{j \neq i} (L_{ij}^{\max} + L_{ij}^{\min}) \\ &\leq (1 + \varepsilon) \max_{i \in \mathcal{P}} (c_2^i - c_1^i) \times 2(p - 1) \max_{j \neq i} L_{ij}^{\max}. \end{aligned} \quad (30)$$

Since  $a$  and  $b$  belong to  $\Theta_\varepsilon$ , we get that  $c_1^i, c_2^i \in [\varepsilon, \varepsilon^{-1}]$  and thus

$$c_2^i - c_1^i = \exp(\log c_2^i) - \exp(\log c_1^i) \leq \frac{1}{\varepsilon} \log \left( \frac{c_2^i}{c_1^i} \right).$$

In particular, recalling (27), we have

$$0 \leq \max_{i \in \mathcal{P}} c_2^i - c_1^i \leq \frac{1}{\varepsilon} d(a, b).$$

Coming back to (30), we get

$$d(g(a), g(b)) \leq (1 + \varepsilon^{-1})2(p - 1) \left( \max_{j \neq i} L_{ij}^{\max} \right) d(a, b). \quad (31)$$

Now, under assumption (28) the multiplicative random factor  $(1 + \varepsilon^{-1})2(p - 1) \max_{j \neq i} L_{ij}^{\max}$  is strictly smaller than 1.  $\square$

### A.2. Proof of Lemma 2 (LASSO with pathwise coordinate optimization)

The following is partly based on Friedman et al. (2007). There are various algorithms for solving the LASSO problem. When there is just one predictor, the LASSO solution is simply given by soft-thresholding (Donoho and Johnstone 1995). The approach used here is based on iterative soft-thresholding with a 'partial residual' as a response variable.

The usual formulation of the LASSO problem is the minimization with respect to  $\beta$  of the quantity

$$\frac{1}{2} \sum_{i=1}^n \left( y_i - \sum_{j=1}^p x_{ij} \beta_j \right)^2 + \rho \|\beta\|_{\ell_1},$$

where  $(y_i)_{i=1, \dots, n}$  is a vector of response and  $(x_{ij})_{i=1, \dots, n; j=1, \dots, p}$  a matrix of predictors such that  $\sum_i x_{ij} = 0$ , with no loss of generality. Using a coordinate-descent approach, we simply write the above problem in the form

$$\frac{1}{2} \sum_{i=1}^n \left( y_i - \sum_{k \neq j} x_{ik} \beta_k - x_{ij} \beta_j \right)^2 + \rho \sum_{k \neq j} |\beta_k| + \rho |\beta_j|$$

and minimizing this function with respect to  $\beta_j$  will lead to the solution

$$\beta_j(\rho) = S \left( \sum_{i=1}^n x_{ij}(y_i - \tilde{y}_i^{(j)}), \rho \right) N_j^{-2},$$

where  $\tilde{y}_i^{(j)} = \sum_{k \neq j} x_{ik} \beta_k(\rho)$ , the normalizing term  $N_j^2$  satisfies  $N_j^2 = \sum_{i=1}^n x_{ij}^2$  and the function  $S(x, \rho) = \text{sgn}(x)(|x| - \rho)_+$  is the soft-thresholding operator.

This leads to an iterative procedure, repeated on each coordinate of  $\beta$  until stabilization of the full vector. Note that as each coordinate-wise solution is unique, results from Tseng (2001, Theorem 4.1) imply that the procedure converges.

Now, we want to apply this approach to solve the problem (16), which can be written

$$\min_{\beta} \frac{1}{2} \left\| \frac{1}{\sqrt{2}} \widehat{\Sigma}_{11}^{1/2} \beta - \sqrt{2} \widehat{\Sigma}_{11}^{-1/2} \mathbf{s}_{12} \right\|_2^2 + \|\mathbf{p}_{12} \star \beta\|_{\ell_1}.$$

From the previous lines, the solution for  $j$ th entry of  $\beta$  is

$$\beta_j(\mathbf{p}_{12}) = S \left( \sum_i (\widehat{\Sigma}_{11}^{1/2})_{ij} \left( (\widehat{\Sigma}_{11}^{-1/2} \mathbf{s}_{12})_i - \frac{1}{2} \sum_{k \neq j} (\widehat{\Sigma}_{11}^{1/2})_{ik} \beta_k(\mathbf{p}_{12}) \right), (\mathbf{p}_{12})_j \right) N_j^{-2}.$$

Then, using the symmetry of the matrices, it is easy to see that

$$\begin{aligned} \sum_i (\widehat{\Sigma}_{11}^{1/2})_{ij} (\widehat{\Sigma}_{11}^{-1/2} \mathbf{s}_{12})_i &= \sum_{\ell} (\widehat{\Sigma}_{11}^{1/2} \widehat{\Sigma}_{11}^{-1/2})_{j\ell} (\mathbf{s}_{12})_{\ell} = (\mathbf{s}_{12})_j, \\ \sum_i (\widehat{\Sigma}_{11}^{1/2})_{ij} \sum_{k \neq j} (\widehat{\Sigma}_{11}^{1/2})_{ik} \beta_k(\mathbf{p}_{12}) &= \sum_{k \neq j} (\widehat{\Sigma}_{11})_{jk} \beta_k(\mathbf{p}_{12}), \\ N_j^2 &= \sum_i \left( \frac{(\widehat{\Sigma}_{11}^{1/2})_{ij}}{\sqrt{2}} \right)^2 = (\widehat{\Sigma}_{11}/2)_{jj}. \end{aligned}$$

Finally, the solution to (16) is computed by updating the  $j$ th coordinate of  $\beta$  via

$$\beta_j(\mathbf{p}_{12}) = 2S \left( (\mathbf{s}_{12})_j - \frac{1}{2} \sum_{k \neq j} (\widehat{\Sigma}_{11})_{jk} \beta_k(\mathbf{p}_{12}); (\mathbf{p}_{12})_j \right) / (\widehat{\Sigma}_{11})_{jj},$$

and permuting the rows of  $\widehat{\Sigma}$  until convergence.

### A.3. Reconstruction of the concentration matrix

At the end of the block-wise resolution algorithm, a solution  $\widehat{\Sigma}$  is available. In order to recover  $\widehat{\mathbf{K}}$ , we simply use the fact that  $\widehat{\Sigma} \widehat{\mathbf{K}} = I$ . Block-wisely, we get

$$\begin{aligned} \widehat{\mathbf{K}}_{12} &= -\widehat{\Sigma}_{11}^{-1} \widehat{\sigma}_{12} K_{22} = -K_{22} \widehat{\beta}/2, \\ \widehat{K}_{22} &= 1/(\widehat{\sigma}_{12} - \widehat{\sigma}_{12}^T \widehat{\Sigma}_{11}^{-1} \widehat{\sigma}_{12}) = 1/(\widehat{\sigma}_{12} - \widehat{\sigma}_{12}^T \widehat{\beta}/2), \end{aligned}$$

thanks to the fact that  $\widehat{\sigma}_{12} = \widehat{\Sigma}_{11} \widehat{\beta}/2$ .



#### A.4. Penalization upper bound

The following lemma states that if the penalization parameters  $\lambda_{q\ell}^{-1}$  and  $\lambda_0^{-1}$  are chosen large enough (according to the observations), then the penalized estimator obtained from the LASSO-like iteration step has null entries.

**Lemma 4.** *If for any  $i, j \in \mathcal{P}$  we have*

$$\sum_{q,\ell} \frac{Z_{iq}Z_{j\ell}}{\lambda_{q\ell}} \geq \frac{n}{2}|S_{ij}|, \text{ when } i \neq j \quad \text{and} \quad \frac{1}{\lambda_0} \geq \frac{n}{2}|S_{ii}|, \quad (32)$$

then the solution  $\widehat{\Sigma} = \widehat{\mathbf{K}}^{-1}$  of problem (11) satisfies  $\widehat{\mathbf{K}}^{-1} = 0$ .

*Proof.* The sub-gradient equation arising from (11) gives

$$\begin{aligned} \forall i \neq j, \quad \frac{n}{2} \left( \widehat{K}_{ij}^{-1} - S_{ij} \right) - \left( \sum_{q,\ell} \frac{Z_{iq}Z_{j\ell}}{\lambda_{q\ell}} \right) \nu_{ij} &= 0 \\ \text{and } \forall i \in \mathcal{P}, \quad \frac{n}{2} \left( \widehat{K}_{ii}^{-1} - S_{ii} \right) - \frac{1}{\lambda_0} \nu_{ii} &= 0, \end{aligned}$$

where  $\nu_{ij} \in \text{sgn}(\widehat{K}_{ij})$  and thus  $\nu_{ij} \in [-1, 1]$ . In particular, we have

$$\forall i \neq j, \quad \frac{n}{2} \left| \widehat{K}_{ij}^{-1} - S_{ij} \right| \leq \left( \sum_{q,\ell} \frac{Z_{iq}Z_{j\ell}}{\lambda_{q\ell}} \right) \text{ and } \forall i \in \mathcal{P}, \quad \frac{n}{2} \left| \widehat{K}_{ii}^{-1} - S_{ii} \right| \leq \frac{1}{\lambda_0}.$$

Now, if the set of penalty parameters satisfies the constraint (32), then the matrix  $\mathbf{K}^{-1} = 0$  satisfies the sub-gradient equation. Thus, the conclusion comes from uniqueness of the solution to (11).  $\square$

## References

- BANERJEE, O., EL GHAOUI, L., and D'ASPROMONT, A. Model selection through sparse maximum likelihood estimation for multivariate Gaussian or binary data. *J. Mach. Learn. Res.*, 9:485–516, 2008. [MR2417243](#)
- BIERNACKI, C., CELEUX, G., and GOVAERT, G. Assessing a mixture model for clustering with the integrated completed likelihood. *IEEE Trans. Pattern Anal. Mach. Intell.*, 22(7):719–725, 2000.
- CASTELO, R. and ROVERATO, A. A robust procedure for Gaussian graphical model search from microarray data with  $p$  larger than  $n$ . *J. Mach. Learn. Res.*, 7:2621–2650, 2006. [MR2274453](#)
- CHEN, S.S., DONOHO, D.L., and SAUNDERS, M.A. Atomic decomposition by basis pursuit. *SIAM Rev.*, 43(1):129–159, 2001. [MR1854649](#)
- CHIQUET, J., SMITH, A., GRASSEAU, G., MATIAS, C., and AMBROISE, C. Simone: Statistical inference for modular networks. *Bioinformatics*, 25(3):417–418, 2009. doi:[10.1093/bioinformatics/btn637](#).

- DAUDIN, J.-J., PICARD, F., and ROBIN, S. A mixture model for random graphs. *Stat. Comput.*, 18(2):173–183, 2008.
- DEMPSTER, A.P. Covariance selection. *Biometrics, Special Multivariate Issue*, 28:157–175, 1972.
- DEMPSTER, A.P., LAIRD, N.M., and RUBIN, D.B. Maximum likelihood from incomplete data via the EM algorithm. *J. Roy. Statist. Soc. Ser. B*, 39(1):1–38, 1977. [MR0501537](#)
- DOBRA, A., HANS, C., JONES, B., NEVINS, J.R., YAO, G., and WEST, M. Sparse graphical models for exploring gene expression data. *J. Multivariate Anal.*, 90(1):196–212, 2004. [MR2064941](#)
- DONOHO, D.L. and JOHNSTONE, I.M. Adapting to unknown smoothness via wavelet shrinkage. *J. Amer. Statist. Assoc.*, 90(432):1200–1224, 1995. [MR1379464](#)
- DRTON, M. and PERLMAN, M.D. Multiple testing and error control in Gaussian graphical model selection. *Statist. Sci.*, 22:430, 2007. [MR2416818](#)
- DRTON, M. and PERLMAN, M.D. A SINful approach to Gaussian graphical model selection. *J. Statist. Plann. Inference*, 138(4):1179–1200, 2008. [MR2416875](#)
- EFRON, B., HASTIE, T., JOHNSTONE, I., and TIBSHIRANI, R. Least angle regression. *Ann. Statist.*, 32(2):407–499, 2004. [MR2060166](#)
- FRANK, O. and HARARY, F. Cluster inference by using transitivity indices in empirical graphs. *J. Amer. Statist. Assoc.*, 77(380):835–840, 1982. [MR0686407](#)
- FRIEDMAN, J., HASTIE, T., HÖFLING, H., and TIBSHIRANI, R. Pathwise coordinate optimization. *Ann. Appl. Stat.*, 1(2):302–332, 2007. [MR2415737](#)
- FRIEDMAN, J., HASTIE, T., and TIBSHIRANI, R. Sparse inverse covariance estimation with the graphical lasso. *Biostatistics*, 9(3):432–441, 2008.
- FU, W.J. Penalized regressions: the bridge versus the lasso. *J. Comput. Graph. Statist.*, 7(3):397–416, 1998. [MR1646710](#)
- HESS, K.R., ANDERSON, K., SYMMANS, W.F., VALERO, V., IBRAHIM, N., MEJIA, J.A., BOOSER, D., THERIAULT, R.L., BUZDAR, U., DEMPSEY, P.J., ROUZIER, R., SNEIGE, N., ROSS, J.S., VIDAURRE, T., GÓMEZ, H.L., HORTOBAGYI, G.N., and PUSTZAI, L. Pharmacogenomic predictor of sensitivity to preoperative chemotherapy with paclitaxel and fluorouracil, doxorubicin, and cyclophosphamide in breast cancer. *Journal of Clinical Oncology*, 24(26):4236–4244, 2006.
- IHMELS, J., FRIEDLANDER, G., BERGMANN, S., SARIG, O., ZIV, Y., and BARKAI, N. Revealing modular organization in the yeast transcriptional network. *Nature Genetics*, pages 370–377, July 2002.
- JAAKKOLA, T. *Advanced mean field methods: theory and practice*, chapter Tutorial on variational approximation methods. Neural Information Processing Series. MIT Press, Cambridge, MA, 2001. [MR1863214](#)
- JONES, B., CARVALHO, C., DOBRA, A., HANS, C., CARTER, C., and WEST, M. Experiments in stochastic computation for high-dimensional graphical models. *Statist. Sci.*, 20(4):388–400, 2005. [MR2210226](#)
- Lauritzen, S.L. *Graphical models*, volume 17 of *Oxford Statistical Science*

- Series*. The Clarendon Press Oxford University Press, New York, 1996. [MR1419991](#)
- MARIADASSOU, M. and ROBIN, S. Uncovering latent structure in valued graphs: a variational approach. Technical Report 10, Statistics for Systems Biology, 2007.
- MEINSHAUSEN, N. and BÜHLMANN, P. High-dimensional graphs and variable selection with the lasso. *Ann. Statist.*, 34(3):1436–1462, 2006. [MR2278363](#)
- NATOWICZ, R., INCITTI, R., HORTA, E.G., CHARLES, B., GUINOT, P., YAN, K., COUTANT, C., ANDRÉ, F., PUSZTAI, R., and ROUZIER, L. Prediction of the outcome of a preoperative chemotherapy in breast cancer using dna probes that provide information on both complete and incomplete response. *BMC Bioinformatics*, 9(149), 2008.
- NG, A.Y., JORDAN, M., and WEISS, Y. On spectral clustering: Analysis and an algorithm. In *NIPS 14*, 2002.
- NOWICKI, K. and SNIJDERS, T.A.B. Estimation and prediction for stochastic blockstructures. *J. Amer. Statist. Assoc.*, 96(455):1077–1087, 2001. [MR1947255](#)
- OSBORNE, M.R., PRESNELL, B., and TURLACH, B.A. On the LASSO and its dual. *J. Comput. Graph. Statist.*, 9(2):319–337, 2000. [MR1822089](#)
- SCHÄFER, J. and STRIMMER, K. A shrinkage approach to large-scale covariance matrix estimation and implications for functional genomics. *Statistical Applications in Genetics and Molecular Biology*, 4(1), 2005.
- SNIJDERS, T.A.B. and NOWICKI, K. Estimation and prediction for stochastic blockmodels for graphs with latent block structure. *J. Classification*, 14(1):75–100, 1997. [MR1449742](#)
- TALLBERG, C. A Bayesian approach to modeling stochastic blockstructures with covariates. *Journal of Mathematical Sociology*, 29(1):1–23, 2005.
- TIBSHIRANI, R. Regression shrinkage and selection via the lasso. *J. Roy. Statist. Soc. Ser. B*, 58(1):267–288, 1996. [MR1379242](#)
- TSENG, P. Convergence of a block coordinate descent method for nondifferentiable minimization. *J. Optim. Theory Appl.*, 109(3):475–494, 2001. [MR1835069](#)
- WILLE, A. and BÜHLMANN, P. Low-order conditional independence graphs for inferring genetic networks. *Statistical Applications in Genetics and Molecular Biology*, 5(1), 2006. [MR2221304](#)
- WU, T.T. and LANGE, K. Coordinate descent algorithms for lasso penalized regression. *Ann. Appl. Stat.*, 2(1):224–244, 2008.
- YUAN, M. and LIN, Y. Model selection and estimation in the Gaussian graphical model. *Biometrika*, 94(1):19–35, 2007. [MR2367824](#)
- ZANGHI, H., AMBROISE, C., and MIELE, V. Fast online graph clustering via Erdős Rényi mixture. *Pattern Recognition*, 41(12):3592–3599, 2008.
- ZOU, H. The adaptive lasso and its oracle properties. *J. Amer. Statist. Assoc.*, 101(476):1418–1429, 2006. [MR2279469](#)