



HAL
open science

Expert judgments collecting and modeling: application to the Integrated Risks Analysis methodology

Geoffrey Fallet, Carole Duval, Christophe Simon, Philippe Weber, Benoît Iung

► To cite this version:

Geoffrey Fallet, Carole Duval, Christophe Simon, Philippe Weber, Benoît Iung. Expert judgments collecting and modeling: application to the Integrated Risks Analysis methodology. 3rd International Workshop on Dependable Control of Discrete Systems, DCDS'2011, Jun 2011, Saarbrücken, Germany. pp.CDROM. hal-00585498v2

HAL Id: hal-00585498

<https://hal.science/hal-00585498v2>

Submitted on 16 Jun 2011

HAL is a multi-disciplinary open access archive for the deposit and dissemination of scientific research documents, whether they are published or not. The documents may come from teaching and research institutions in France or abroad, or from public or private research centers.

L'archive ouverte pluridisciplinaire **HAL**, est destinée au dépôt et à la diffusion de documents scientifiques de niveau recherche, publiés ou non, émanant des établissements d'enseignement et de recherche français ou étrangers, des laboratoires publics ou privés.

Expert judgments collecting and modeling: Application to the IRA methodology

Geoffrey Fallet ^{1,2}

Carole Duval ¹

Christophe Simon ²

Philippe Weber ²

Benoit lung ²



¹Electricité de France – R&D

² Research Center for Automatic Control

3rd International Workshop on
Dependable Control of Discrete Systems
June 15 – 17, 2011, Saarbrücken, Germany



1. Problem statement

- General context
- Principle of IRA methodology
- Highlighting issues of the problem of uncertainty

2. Uncertainty modeling frameworks

- Typology of uncertainties
- Probability, Interval and Evidence theories

3. Application and discussions on a case study

4. Conclusion and Perspectives



1. Problem statement

- General context
- Principle of IRA methodology
- Highlighting issues of the problem of uncertainty

2. Uncertainty modeling frameworks

- Typology of uncertainties
- Probability, Interval and Evidence theories

3. Application and discussions on a case study

4. Conclusion and Perspectives

General context

► Industrial risks analyses are becoming increasingly complex

- Increasing number of components and their interactions
- Recognition of employees and the organization acting on them
- ...



Three Mile Island (1979)



Tchernobyl (1986)

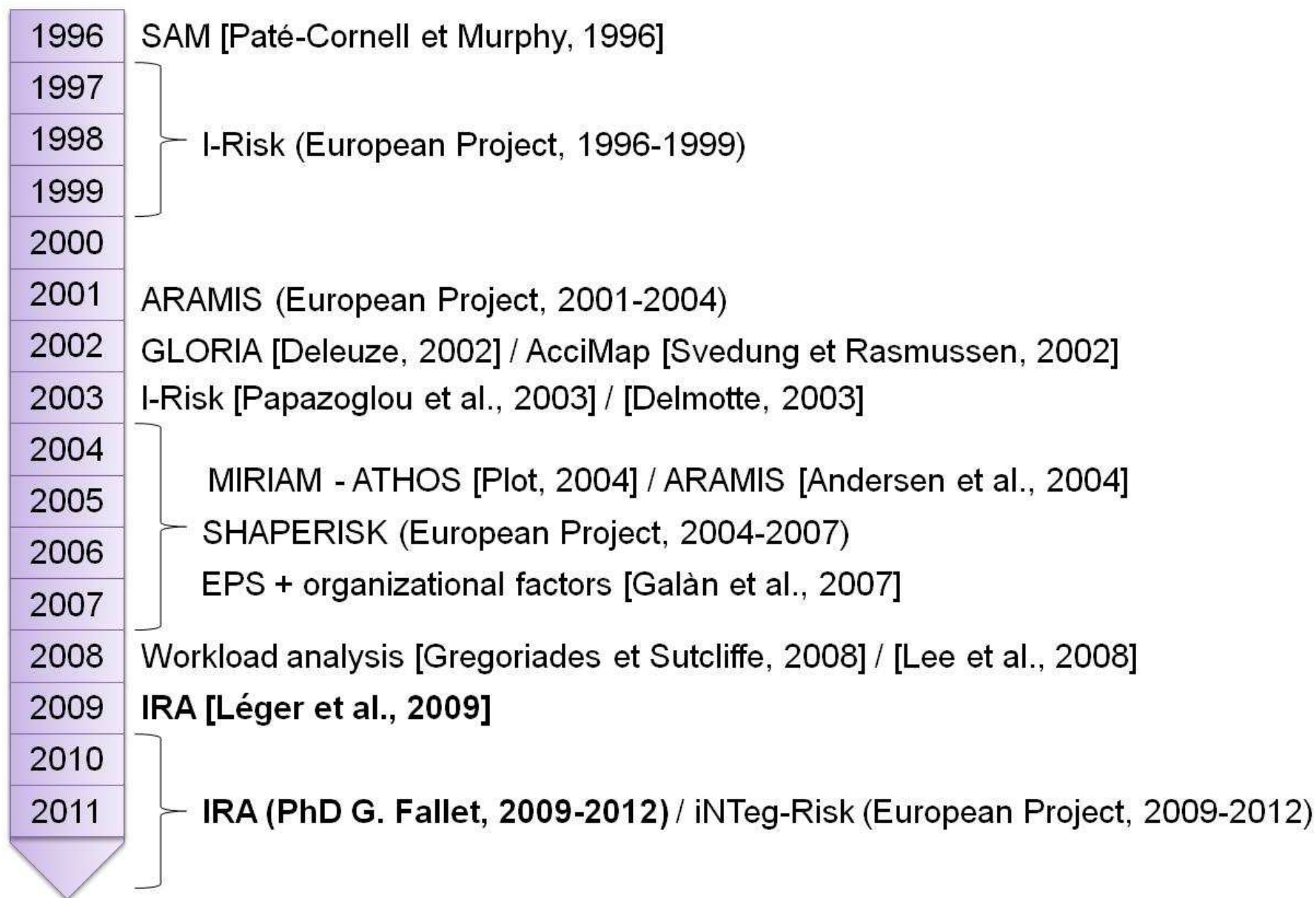


Fukushima (2010)

► Need to deal with several sectors in a same approach

- Correlated hazards (technical, environmental, human, organisational)
- Influences on different issues (safety, availability, etc.)

General context



Principle of IRA methodology

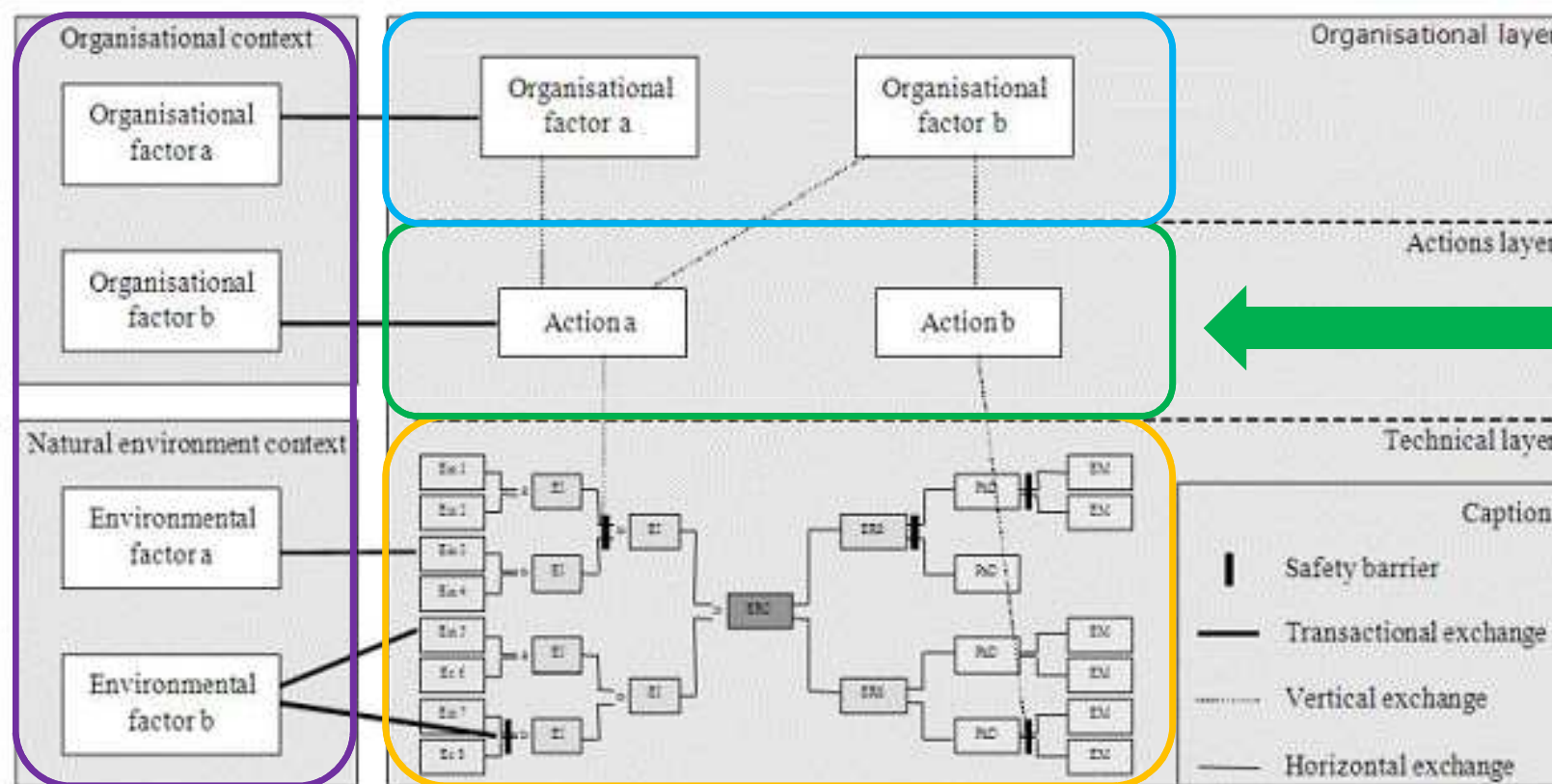
- ▶ Developed by EDF in partnership with CRAN & INERIS
 - Including technical, human, organisationnal and environmental components
 - Taking into account **all the risks** of each areas and **all of their interactions**
 - ➔ Assessment of various issues: safety, availability, etc.

- ▶ Main objectives
 - ... prioritizing the different types of risks
 - ... helping the choice of prevention or mitigation barriers
 - ... helping the decision-making
 - ... contributing to the risk communication

Principle of IRA methodology

- ▶ Conceptual framework (based on [Paté-Cornell & Murphy, 1996])

Pathogenic Organizational Factors
 Poor handling of organisational complexity
 Production pressures ...



Items

- Delegation
- Experience
- Training
- Aids
- ..

Diapositive 7

S1

Titre

Tout dépend de ce que tu vas dire avec ce slide.
SIMON ; 24/05/2011

Highlighting issues of the problem of uncertainty

▶ Technical and Environmental assessment

- Through the use of statistical distribution
 - Data of experience feedback, probability distributions, etc.
 - Modeling of physico-chemical variables (temperatures, flows, etc.)

▶ Human and Organisational assessment

- Through the use of **expert judgments**
 - Degradation or non degradation of items
 - Presence or absence of POFs

➔ Collection of expert judgments in IRA via elicitation grids

- Constrain the expert to choose **only one pre-defined single value**

▶ Objectives

- How to collect and model the expert's knowledge in a less biased way?
- How to implements tools to collect and handle expert judgments?

Highlighting issues of the problem of uncertainty

▶ Technical and Environmental assessment

- Through the use of statistical distribution
 - Data of experience feedback, probability distributions, etc.
 - Modeling of physico-chemical variables (temperatures, flows, etc.)

▶ Human and Organisational assessment

- Through the use of **expert judgments**
 - Degradation or non degradation of items
 - Presence or absence of POFs

| Impact | Influencing factor |
|------------------|--------------------|
| No impact | 1 |
| Little impact | 0,75 |
| Medium impact | 0,5 |
| Important impact | 0,25 |
| Total impact | 0 |

➔ Collection of expert judgments in IRA via elicitation grids

- Constraint the expert to choose **only one pre-defined single value**

▶ Objectives

- How to collect and model the expert's knowledge in a less biased way?
- How to implements tools to collect and handle expert judgments?



1. Problem statement

- General context
- Principle of IRA methodology
- Highlighting issues of the problem of uncertainty

2. Uncertainty modeling frameworks

- Typology of uncertainties
- Probability, Interval and Evidence theories

3. Application and discussions on a case study

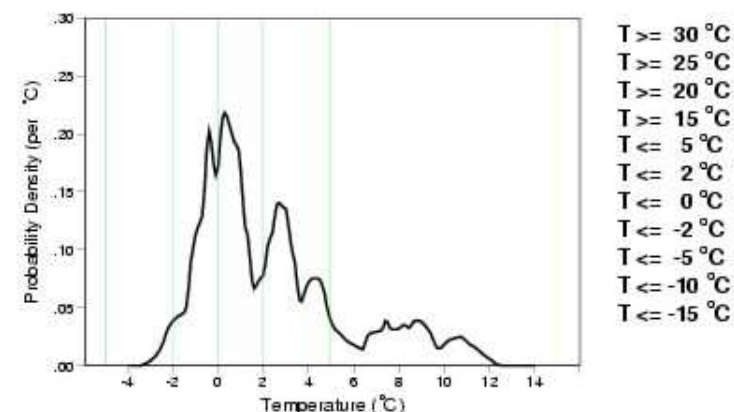
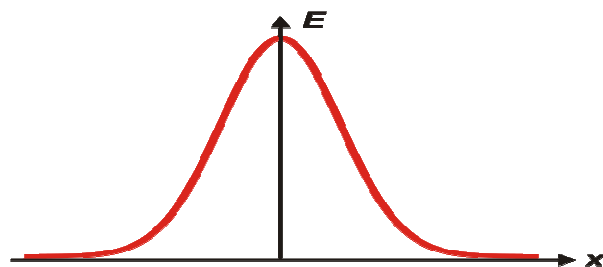
4. Conclusion and Perspectives

Uncertainty modeling

► Typology of uncertainties [Hoffman and Hammonds, 1994]

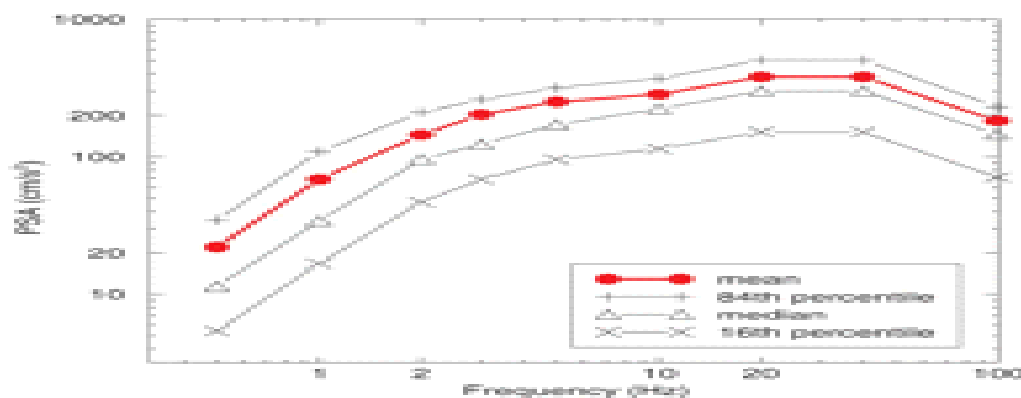
■ Random uncertainty

- Due to natural variability of a physical phenomenon (e.g. failure rates, physico-chemical variables ...)



■ Epistemic uncertainty

- Due to the imprecise or incomplete character of the information or a lack of knowledge (imprecision, ignorance (partial or total), incompleteness)



Uncertainty modeling

► Five types of knowledge expression

- **Hard evidence** : the expert is able to choose with certainty one hypothesis
→ *Component in « Failure 1 »*
- **Soft evidence** : the expert encodes his knowledge by attributing a prior distribution
→ $P(\text{Failure1}) = 0.8 / P(\text{Failure2}) = 0.2$
- **Imprecision** : the expert cannot express a precise value
→ $P(\text{Failure1}) \in [0.7;0.8]$
- **Partial ignorance** : the expert partially ignores the distribution on the modalities
→ *Component in « Failure1 » or « Failure 2 »*
- **Total ignorance** : the expert totally ignores the repartition on the modalities
→ *Component state is unknown*

H_1 : no failure
 H_2 : failure 1
 H_3 : failure 2

Uncertainty modeling

► Probabilistic vs. Non-probabilistic theories

- Probability theory is the usual framework for uncertainty representation

- Introduction of new uncertainty modeling frameworks in the last decades
 - Possibility theory [Zadeh, 1977]
 - Intervals theory [Moore,1966]
 - Evidence theory [Dempster,1967]
 - ...

- Aims at better handling the different types of uncertainties

- **Can be used to manipulate data from expert judgments**

Uncertainty modeling - Basics

► Probability theory

- Possible events H_i
 - Mutually exclusive and exhaustive
- Possible events space Ω
 - $\Omega = \{H_1, \dots, H_q\}$
- Probability assignment function
 - $p : \Omega \rightarrow [0;1]$ such as $\sum p(H_i) = 1$

H_1 : no failure
 H_2 : failure 1
 H_3 : failure 2

► Interval theory [Moore, 1966]

- Deals only with the problems of imprecision
- Extension of conventional arithmetic operators
 - Consider tree intervals $[a]$, $[b]$ and $[c]$ with bounds $[a_1; a_2]$, $[b_1; b_2]$ and $[c_1; c_2]$
 - $[c] = [a] + [b]$ then $c_1 = a_1 + b_1$ and $c_2 = a_2 + b_2$
 - $[c] = [a] - [b]$ then $c_1 = a_1 - b_1$ and $c_2 = a_2 - b_2$
 - $[c] = [a] * [b]$ then $c_1 = \min(a_1 * b_1; a_1 * b_2; a_2 * b_1; a_2 * b_2)$
 $c_2 = \max(a_1 * b_1; a_1 * b_2; a_2 * b_1; a_2 * b_2)$

Uncertainty modeling - Basics

► Evidence theory [Dempster, 1967] [Shafer, 1976]

- Possible events H_i
 - Mutually exclusive and exhaustive
- Possible events space Ω
 - $\Omega = \{H_1, \dots, H_q\}$
- Powerset 2^Ω
 - $2^\Omega = \{H_1, \dots, H_q, \{H_1, H_2\}, \dots, \{H_1, \dots, H_q\}\}$
- Mass assignment function
 - $m : 2^\Omega \rightarrow [0; 1]$
- Dual measures
 - Belief (Bel) : degree of credibility on a hypothesis H_i
 - Plausibility (Pls) : quantity of belief that would not contradict the hypothesis H_i

H_1 : no failure
 H_2 : failure 1
 H_3 : failure 2

$$Bel(H_i) = \sum_{H_j | H_j \subset H_i} m(H_j)$$

$$Pls(H_i) = \sum_{H_j | H_j \cap H_i \neq \emptyset} m(H_j)$$

$$\text{Bel}(H_i) \leq P(H_i) \leq \text{Pls}(H_i)$$



1. Problem statement

- General context
- Principle of IRA methodology
- Highlighting issues of the problem of uncertainty

2. Uncertainty modeling frameworks

- Typology of uncertainties
- Probability, Interval and Evidence theories

3. Application and discussions on a case study

4. Conclusion and Perspectives

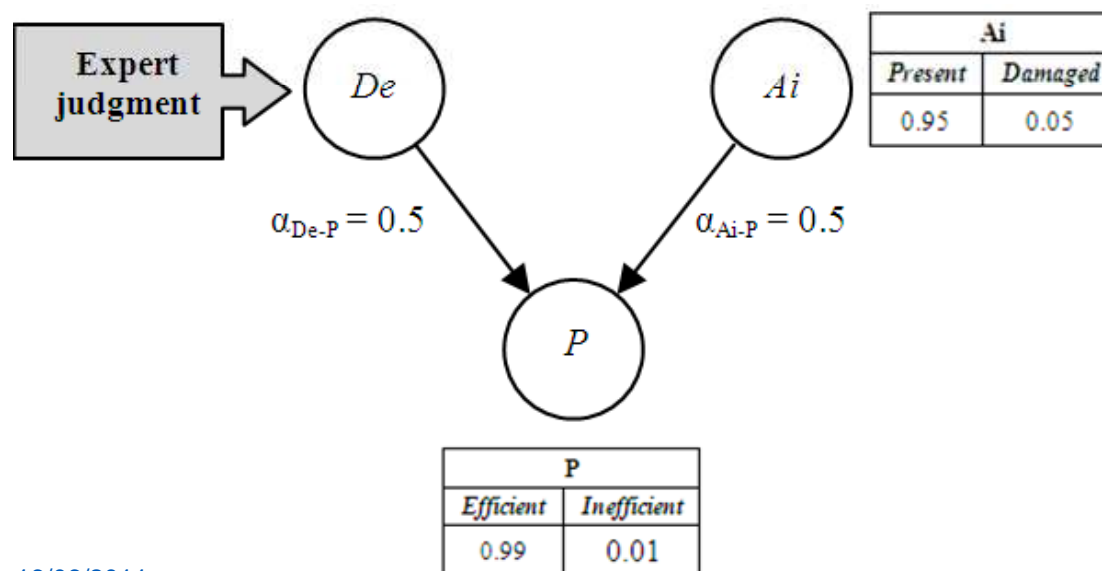
Case study

IRA Risks model based on Bayesian Networks

Focusing on an elementary pattern of IRA

- Relationship between human and technical components
- Focus on the assessment of item *De* by expert judgment
(consider item *Ai* and influencing factors perfectly known)

→ Efficiency of the preparation phase *P* ?



Items *De* and *Ai*

{*Present*}

{*Damaged*}

Preparation phase *P*

{*Efficient*}

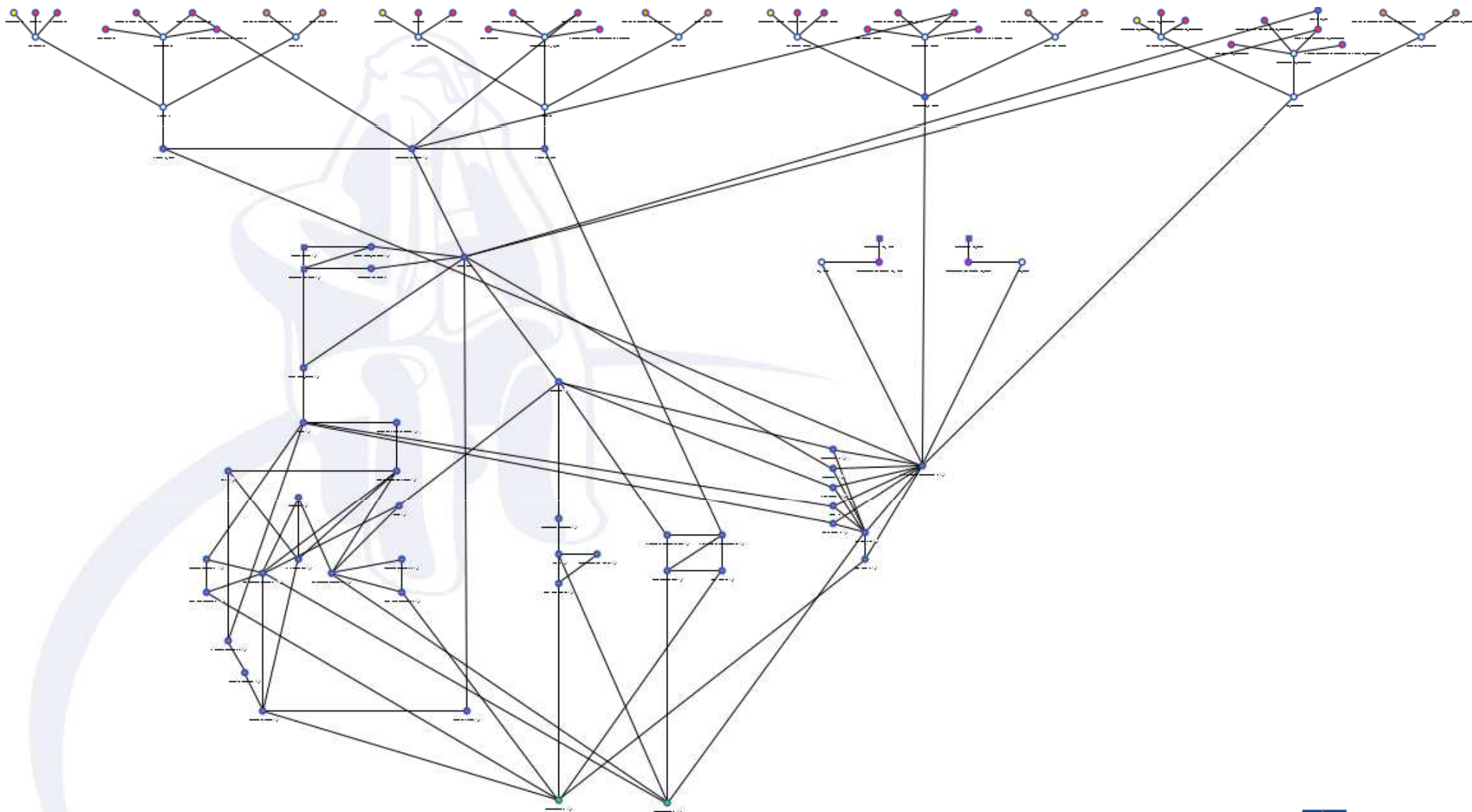
{*Inefficient*}

Influencing factors

α_{De-P}

α_{Ai-P}

Integrated Risk Analysis (IRA) model



Diapositive 18

S2

Inexploitable pour le public. Tu devrais ajouter des éléments pour définir ce dont il s'agit. Mets des cercles et dit ce que représente telle ou telle zone du réseau

SIMON ; 24/05/2011

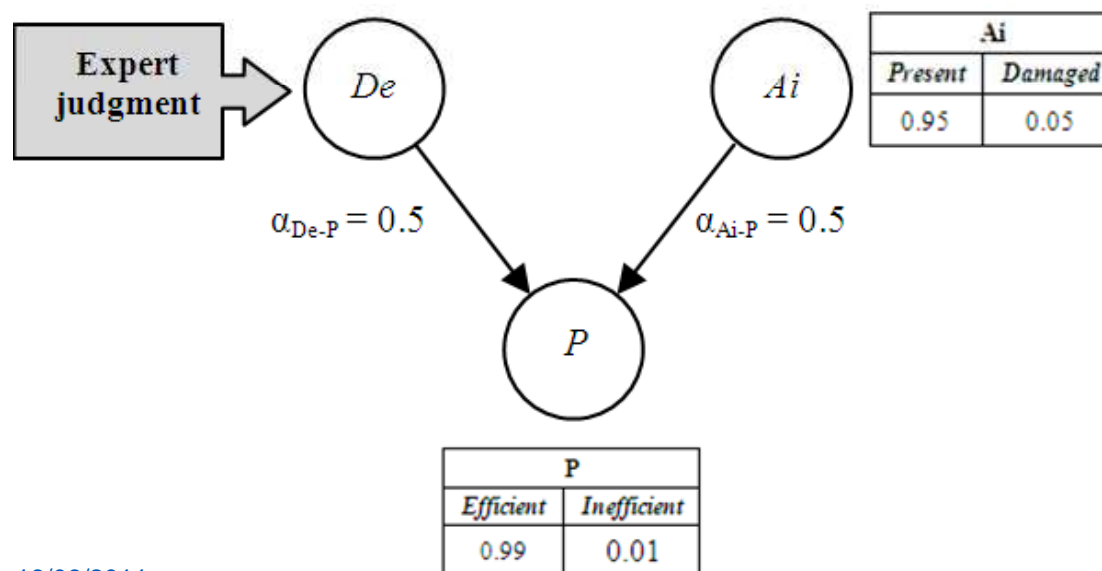
Case study

IRA Risks model based on Bayesian Networks

Focusing on an elementary pattern of IRA

- Relationship between human and technical components
- Focus on the assessment of item *De* by expert judgment
(consider item *Ai* and influencing factors perfectly known)

→ Efficiency of the preparation phase *P* ?



Items *De* and *Ai*

{Present}

{Damaged}

Preparation phase *P*

{Efficient}

{Inefficient}

Influencing factors

α_{De-P}

α_{Ai-P}

Case study

- ▶ Risks model based on Bayesian networks
- ▶ Focusing to an elementary pattern of IRA
 - Relationship between human and technical components
 - Focus on the assessment of item *De* by expert judgment
(consider item *Ai* and influencing factors perfectly *known*)
- Efficiency of the preparation phase *P* ?

TABLE I. RELATIONS BETWEEN *DE*, *AI* AND *P*

| De | Ai | P | |
|-----------|-----------|--|--|
| | | {Efficient} | {Inefficient} |
| {Present} | {Present} | 0.99 | 0.01 |
| {Present} | {Damaged} | $0.99 * \alpha_{Ai-P}$ | $1-0.99 * \alpha_{Ai-P}$ |
| {Damaged} | {Present} | $0.99 * \alpha_{De-P}$ | $1-0.99 * \alpha_{De-P}$ |
| {Damaged} | {Damaged} | $0.99 * \alpha_{De-P} * \alpha_{Ai-P}$ | $1-0.99 * \alpha_{De-P} * \alpha_{Ai-P}$ |

Items *De* and *Ai*

{Present}

{Damaged}

Preparation phase *P*

{Efficient}

{Inefficient}

Influencing factors

α_{De-P}

α_{Ai-P}

Case study - Type of knowledge

▶ Hard evidence

The expert is able to choose with certainty one modality of De

▶ Soft evidence

The expert encodes his knowledge by attributing a prior distribution on De

▶ Imprecision

The expert cannot express a precise value

▶ Partial ignorance

The expert partially ignores the distribution on the modalities of De

▶ Total ignorance

The expert totally ignores the repartition on the two modalities of De

Case study - Encoding

| Knowledge expression | De | Modeling framework | | |
|----------------------------------|--------------------|--------------------|-----------------|-----------------|
| | | Probability theory | Interval theory | Evidence theory |
| Hard evidence | {Present} | 1 | [1;1] | 1 |
| | {Damaged} | 0 | [0;0] | 0 |
| | {Present, Damaged} | - | - | 0 |
| Soft evidence | {Present} | 0.7 | [0.7;0.7] | 0.7 |
| | {Damaged} | 0.3 | [0.3;0.3] | 0.3 |
| | {Present, Damaged} | - | - | 0 |
| Imprecision or partial ignorance | {Present} | 0.75 | [0.7;0.8] | 0.7 |
| | {Damaged} | 0.25 | [0.2;0.3] | 0.2 |
| | {Present, Damaged} | - | - | 0.1 |
| Total ignorance | {Present} | 0.5 | [0;1] | 0 |
| | {Damaged} | 0.5 | [0;1] | 0 |
| | {Present, Damaged} | - | - | 1 |

Probability
theory

| Knowledge | Expression |
|------------------------------------|--|
| Choosing only one hypothesis H_i | $p(H_i) = 1$ |
| Uncertainty | $p(H_i) < 1$ |
| Total ignorance | $p(H_i) = 1/q \forall i = 1 \dots q$ (principle of indifference [Keynes, 1921]) |
| Incompleteness | Impossible (events H_i are exhaustive) |

| Knowledge expression | De | Modeling framework | | |
|----------------------------------|--------------------|--------------------|-----------------|-----------------|
| | | Probability theory | Interval theory | Evidence theory |
| Hard evidence | {Present} | 1 | [1;1] | 1 |
| | {Damaged} | 0 | [0;0] | 0 |
| | {Present, Damaged} | - | - | 0 |
| Soft evidence | {Present} | 0.7 | [0.7;0.7] | 0.7 |
| | {Damaged} | 0.3 | [0.3;0.3] | 0.3 |
| | {Present, Damaged} | - | - | 0 |
| Imprecision or partial ignorance | {Present} | 0.75 | [0.7;0.8] | 0.7 |
| | {Damaged} | 0.25 | [0.2;0.3] | 0.2 |
| | {Present, Damaged} | - | - | 0.1 |
| Total ignorance | {Present} | 0.5 | [0;1] | 0 |
| | {Damaged} | 0.5 | [0;1] | 0 |
| | {Present, Damaged} | - | - | 1 |

| Knowledge | Expression |
|-----------------|--|
| Certainty | $X \in [X_i; X_i] \rightarrow X = X_i$ |
| Imprecision | $X \in [X_i; X_j]$ |
| Total Ignorance | $X \in [0; 1]$ |

Interval
theory

| Knowledge expression | De | Modeling framework | | |
|----------------------------------|--------------------|--------------------|-----------------|-----------------|
| | | Probability theory | Interval theory | Evidence theory |
| Hard evidence | {Present} | 1 | [1;1] | 1 |
| | {Damaged} | 0 | [0;0] | 0 |
| | {Present, Damaged} | - | - | 0 |
| Soft evidence | {Present} | 0.7 | [0.7;0.7] | 0.7 |
| | {Damaged} | 0.3 | [0.3;0.3] | 0.3 |
| | {Present, Damaged} | - | - | 0 |
| Imprecision or partial ignorance | {Present} | 0.75 | [0.7;0.8] | 0.7 |
| | {Damaged} | 0.25 | [0.2;0.3] | 0.2 |
| | {Present, Damaged} | - | - | 0.1 |
| Total ignorance | {Present} | 0.5 | [0;1] | 0 |
| | {Damaged} | 0.5 | [0;1] | 0 |
| | {Present, Damaged} | - | - | 1 |

Evidence
theory

| Knowledge | Expression |
|-----------------------------------|---|
| Choosing only on hypothesis H_i | $m(H_i) = 1$ |
| Partial ignorance | mass m different from 0 on a subset of Ω |
| Total ignorance | $m(\Omega) = 1$ (least commitment principle) |
| Incompleteness | $m(\emptyset) \neq 0$ |

| Knowledge expression | De | Modeling framework | | |
|----------------------------------|---------------------------|--------------------|-----------------|-----------------|
| | | Probability theory | Interval theory | Evidence theory |
| Hard evidence | <i>{Present}</i> | 1 | [1;1] | 1 |
| | <i>{Damaged}</i> | 0 | [0;0] | 0 |
| | <i>{Present, Damaged}</i> | - | - | 0 |
| Soft evidence | <i>{Present}</i> | 0.7 | [0.7;0.7] | 0.7 |
| | <i>{Damaged}</i> | 0.3 | [0.3;0.3] | 0.3 |
| | <i>{Present, Damaged}</i> | - | - | 0 |
| Imprecision or partial ignorance | <i>{Present}</i> | 0.75 | [0.7;0.8] | 0.7 |
| | <i>{Damaged}</i> | 0.25 | [0.2;0.3] | 0.2 |
| | <i>{Present, Damaged}</i> | - | - | 0.1 |
| Total ignorance | <i>{Present}</i> | 0.5 | [0;1] | 0 |
| | <i>{Damaged}</i> | 0.5 | [0;1] | 0 |
| | <i>{Present, Damaged}</i> | - | - | 1 |

Case study - Encoding

► Difference depending on the modeling framework ...

| Knowledge expression | De | Modeling framework | | |
|----------------------------------|--------------------|--------------------|-----------------|-----------------|
| | | Probability theory | Interval theory | Evidence theory |
| Hard evidence | {Present} | 1 | [1;1] | 1 |
| | {Damaged} | 0 | [0;0] | 0 |
| | {Present, Damaged} | - | - | 0 |
| Soft evidence | {Present} | 0.7 | [0.7;0.7] | 0.7 |
| | {Damaged} | 0.3 | [0.3;0.3] | 0.3 |
| | {Present, Damaged} | - | - | 0 |
| Imprecision or partial ignorance | {Present} | 0.75 | [0.7;0.8] | 0.7 |
| | {Damaged} | 0.25 | [0.2;0.3] | 0.2 |
| | {Present, Damaged} | - | - | 0.1 |
| Total ignorance | {Present} | 0.5 | [0;1] | 0 |
| | {Damaged} | 0.5 | [0;1] | 0 |
| | {Present, Damaged} | - | - | 1 |

Same expression
for the same
assessment

Different expression
for the same
assessment

Case study - Encoding

- ▶ The expert knows that “ the occurrence of modality $\{Present\}$ of the item De is between 0.7 and 0.8 “ (imprecision)

| Knowledge expression | De | Modeling framework | | |
|----------------------------------|------------------------|--------------------|-----------------|-----------------|
| | | Probability theory | Interval theory | Evidence theory |
| Hard evidence | $\{Present\}$ | 1 | [1;1] | 1 |
| | $\{Damaged\}$ | 0 | [0;0] | 0 |
| | $\{Present, Damaged\}$ | - | - | 0 |
| Soft evidence | $\{Present\}$ | 0.7 | [0.7;0.7] | 0.7 |
| | $\{Damaged\}$ | 0.3 | [0.3;0.3] | 0.3 |
| | $\{Present, Damaged\}$ | - | - | 0 |
| Imprecision or partial ignorance | $\{Present\}$ | 0.75 | [0.7;0.8] | 0.7 |
| | $\{Damaged\}$ | 0.25 | [0.2;0.3] | 0.2 |
| | $\{Present, Damaged\}$ | - | - | 0.1 |

If it is asked to choose only one modality

If the expert can express his knowledge on two modalities


If the expert can express the imperfection of his knowledge

→ ... depending on the type of collection of expert knowledge


Case study - Simulation

- ▶ The expert knows that “ the occurrence of modality $\{Present\}$ of the item De is between 0.7 and 0.8 “ (imprecision)

| Knowledge expression | De | Modeling framework | | |
|----------------------------------|------------------------|--------------------|-----------------|-----------------|
| | | Probability theory | Interval theory | Evidence theory |
| Hard evidence | $\{Present\}$ | 1 | [1;1] | 1 |
| | $\{Damaged\}$ | 0 | [0;0] | 0 |
| | $\{Present, Damaged\}$ | - | - | 0 |
| Soft evidence | $\{Present\}$ | 0.7 | [0.7;0.7] | 0.7 |
| | $\{Damaged\}$ | 0.3 | [0.3;0.3] | 0.3 |
| | $\{Present, Damaged\}$ | - | - | 0 |
| Imprecision or partial ignorance | $\{Present\}$ | 0.75 | [0.7;0.8] | 0.7 |
| | $\{Damaged\}$ | 0.25 | [0.2;0.3] | 0.2 |
| | $\{Present, Damaged\}$ | - | - | 0.1 |



Collection Bias
if imprecision



Modelisation Bias
if imprecision

Case study - Simulation

- ▶ The expert knows that “ the occurrence of modality $\{Present\}$ of the item De is between 0.7 and 0.8 “ (imprecision)

| Modeling framework | P | Knowledge expression | | |
|--------------------|------------------------|----------------------|---------------|---------------|
| | | Hard evidence | Soft evidence | Imprecision |
| Probability theory | $\{Efficient\}$ | 0.965 | 0.820 | 0.845 |
| | $\{Inefficient\}$ | 0.035 | 0.180 | 0.155 |
| Intervals theory | $\{Efficient\}$ | 0.965 | 0.820 | [0.820;0.869] |
| | $\{Inefficient\}$ | 0.035 | 0.180 | [0.131;0.180] |
| Evidence theory | $Bel(\{Efficient\})$ | 0.965 | 0.820 | 0.820 |
| | $Pls(\{Efficient\})$ | 0.965 | 0.820 | 0.869 |
| | $Bel(\{Inefficient\})$ | 0.035 | 0.180 | 0.131 |
| | $Pls(\{Inefficient\})$ | 0.035 | 0.180 | 0.180 |



1 bias
Collection



1 bias
Collection



1 bias
Framework

Results analysis (1/2)

Two observations

- Ability of each modeling frameworks to represent different types of expert knowledge
 - Adaptation of their basic concepts
- Influence of the type of collection on the final results and their accuracy
 - Difference corresponds to the bias induced by the needed adaptation of these frameworks

Different results depending on ...

- ... the modeling framework
- ... the type of collection of expert knowledge

| Modeling framework | P | Knowledge expression | | |
|--------------------|---------------------------|----------------------|----------------------|--------------------|
| | | <i>Hard evidence</i> | <i>Soft evidence</i> | <i>Imprecision</i> |
| Probability theory | <i>{Efficient}</i> | 0.965 | 0.820 | 0.845 |
| | <i>{Inefficient}</i> | 0.035 | 0.180 | 0.155 |
| Intervals theory | <i>{Efficient}</i> | 0.965 | 0.820 | [0.820;0.869] |
| | <i>{Inefficient}</i> | 0.035 | 0.180 | [0.131;0.180] |
| Evidence theory | <i>Bel({Efficient})</i> | 0.965 | 0.820 | 0.820 |
| | <i>Pls({Efficient})</i> | 0.965 | 0.820 | 0.869 |
| | <i>Bel({Inefficient})</i> | 0.035 | 0.180 | 0.131 |
| | <i>Pls({Inefficient})</i> | 0.035 | 0.180 | 0.180 |

Results analysis (2/2)

- ▶ By imposing a **particular modeling framework** or **expression form** of expert judgment, the risk is to force the expression of expert's knowledge
 - Risk of losing a part of the imperfect expert knowledge by forcing him too strictly
 - Working on unique values when there are intervals may present a possibility of error/bias

| Modeling framework | P | Knowledge expression | | |
|--------------------|---------------------------|----------------------|----------------------|--------------------|
| | | <i>Hard evidence</i> | <i>Soft evidence</i> | <i>Imprecision</i> |
| Probability theory | <i>{Efficient}</i> | 0.965 | 0.820 | 0.845 |
| | <i>{Inefficient}</i> | 0.035 | 0.180 | 0.155 |
| Intervals theory | <i>{Efficient}</i> | 0.965 | 0.820 | [0.820;0.869] |
| | <i>{Inefficient}</i> | 0.035 | 0.180 | [0.131;0.180] |
| Evidence theory | <i>Bel({Efficient})</i> | 0.965 | 0.820 | 0.820 |
| | <i>Pls({Efficient})</i> | 0.965 | 0.820 | 0.869 |
| | <i>Bel({Inefficient})</i> | 0.035 | 0.180 | 0.131 |
| | <i>Pls({Inefficient})</i> | 0.035 | 0.180 | 0.180 |



1. Problem statement

- General context
- Principle of IRA methodology
- Highlighting issues of the problem of uncertainty

2. Uncertainty modeling frameworks

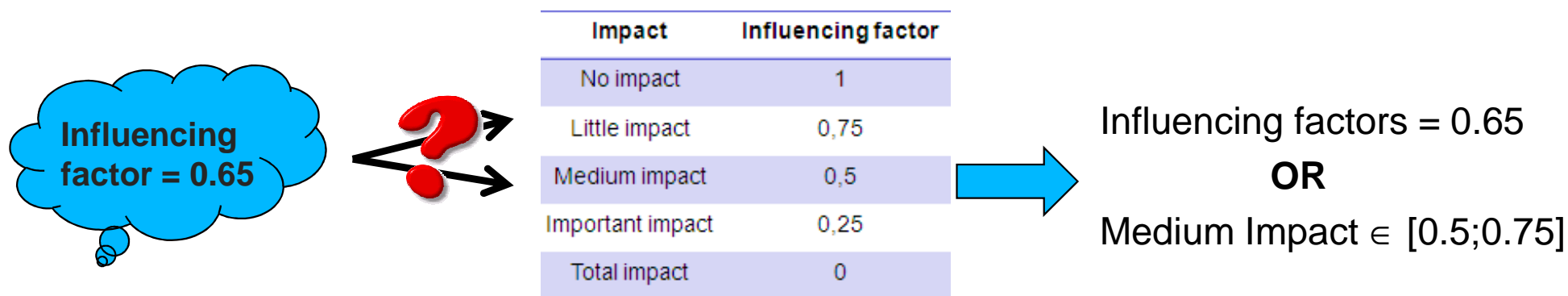
- Typology of uncertainties
- Probability, Interval and Evidence theories

3. Application and discussions on a case study

4. Conclusion and Perspectives

Conclusion (1/2) – Collection Bias

- ▶ The expert is guided with only one possible choice among pre-defined values in elicitation grids
 - Not the most suitable for a consistent representation of knowledge owned by the expert
 - Let him express his “ real ” knowledge



▶ Future works

- ... implement tools helping the expression of expert's judgment
 - To collect at best the knowledge of the experts
 - Including guides, questionnaire, charts, etc.
- ... implement them on a full study on a real industrial application (> hundred nodes)
 - To validate industrially works presented here
- ... provide tools to help the decision-making

Conclusion (2/2) – Modelisation Bias

- ▶ Most useable not to force the expression of the expert knowledge but **to be able to handle various imperfections of his knowledge**
 - A part of epistemic uncertainty → choose other modeling frameworks
 - Interval theory,
 - Evidence theory,
 - etc.

- ▶ Treatment of uncertainties in Bayesian Networks
 - Difficulty to deal with epistemic uncertainty in Bayesian Networks
 - Implementation of Evidence Theory in Bayesian Networks [Simon & Weber]
 - Development of uncertain pattern to take into account both uncertainties

- Help the knowledge collection and modelisation without biased the expert knowledge
- Contribute to limiting the uncertain nature of the information collected
- Contribute to a better assessment of different issues and help decision-making

References

- ▶ **[Fallet and al., 2010]** *Characterization and propagation of uncertainties in complex socio-technical system risks analyses*, 1st International Workshop on the Theory of Belief Functions, Brest, France, 2010
- ▶ **[Léger and al., 2009]** *Methodological developments for probabilistic risk analyses of socio-technical systems*, Proceedings of Mechanical Engineers, Part O Journal of Risk and Reliability, vol. 223, no. 4, pp. 313-332, 2009
- ▶ **[Helton and al., 2004]** *An exploration of alternatives approaches to the representations of uncertainty in model predictions*, Reliability Engineering & System Safety, vol. 85, no. 1-3, pp. 39-71, 2004
- ▶ **[Cooke and al., 1999]** *Procedures guide for structured expert judgment*, European Commission, Tech. Rep. EUR18820, 1999

Expert judgments collecting and modeling: Application to the IRA methodology

THANK YOU FOR
YOUR ATTENTION



edf



3rd International Workshop on
Dependable Control of Discrete Systems
June 15 – 17, 2011, Saarbrücken, Germany