



HAL
open science

Comment on "Negative refraction in 1D photonic crystals" [Solid State Communications 147 (2008) 157-160]

Benedicto Jessica, Rémi Pollès, Antoine Moreau, Emmanuel Centeno

► **To cite this version:**

Benedicto Jessica, Rémi Pollès, Antoine Moreau, Emmanuel Centeno. Comment on "Negative refraction in 1D photonic crystals" [Solid State Communications 147 (2008) 157-160]. Solid State Communications, 2011, 151, pp.157. 10.1016/j.ssc.2010.12.026 . hal-00582962

HAL Id: hal-00582962

<https://hal.science/hal-00582962>

Submitted on 4 Apr 2011

HAL is a multi-disciplinary open access archive for the deposit and dissemination of scientific research documents, whether they are published or not. The documents may come from teaching and research institutions in France or abroad, or from public or private research centers.

L'archive ouverte pluridisciplinaire **HAL**, est destinée au dépôt et à la diffusion de documents scientifiques de niveau recherche, publiés ou non, émanant des établissements d'enseignement et de recherche français ou étrangers, des laboratoires publics ou privés.

Comment on "Negative refraction in 1D photonic crystals" [Solid State Communications 147, 157-160, (2008)]

J.BENEDICTO, A.MOREAU, R.POLLÈS, E.CENTENO

Clermont Université, Université Blaise Pascal, LASMEA, BP 10448, F-63000 Clermont-Ferrand
CNRS, UMR6602, LASMEA, F-63177 Aubière

Abstract

It can be shown that negative refraction cannot occur in one-dimensional photonic crystals oriented as in[1].

Keywords : A. Photonic crystal, D. Negative refraction, D. Group velocity.

In a recent publication [1], Srivastava et al. explain why they expect negative refraction to occur in the gap of a one-dimensional photonic crystal with a periodicity along the optical axis (see figure 1).

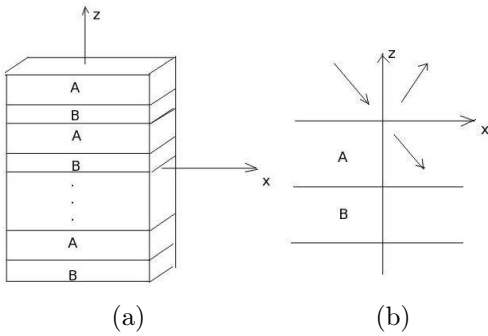


FIGURE 1: As in [1], we study a stack of alternating layers. Layer A has an optical index of 1 ($\epsilon_1 = 1$) and has a thickness of $a=0.75$ in arbitrary units. Layers of type B present an optical index of 2.3 ($\epsilon_2 = 5.29$) and are $b=0.25$ thick. The finite structure contains 10 periods. The wavelength is of 1.0744 to get a negative group velocity.

Negative refraction occurs when the velocity group in the x direction is negative. Following [1]

Preprint submitted to Solid State Communications

we have established the analytical expression of that velocity, using the same notations :

$$V_{g_x} = \frac{c^2 \beta}{w} \left[\begin{aligned} & \left(\frac{\epsilon_1 a}{k_1} + \frac{1}{2} \left(\frac{k_1}{k_2} + \frac{k_2}{k_1} \right) \frac{\epsilon_2 b}{k_2} \right) \sin(k_1 a) \cos(k_2 b) \\ & + \left(\frac{\epsilon_2 b}{k_2} + \frac{1}{2} \left(\frac{k_1}{k_2} + \frac{k_2}{k_1} \right) \frac{\epsilon_1 a}{k_1} \right) \cos(k_1 a) \sin(k_2 b) \\ & + \frac{1}{2} \left(\left(\frac{k_2 \epsilon_1}{k_1} - \frac{k_1 \epsilon_2}{k_2} \right) \left(\frac{1}{k_2^2} - \frac{1}{k_1^2} \right) \right) \sin(k_1 a) \sin(k_2 b) \end{aligned} \right]^{-1} \times$$

$$\left[\begin{aligned} & \left(\frac{a}{k_1} + \frac{1}{2} \left(\frac{k_1}{k_2} + \frac{k_2}{k_1} \right) \frac{b}{k_2} \right) \sin(k_1 a) \cos(k_2 b) \\ & + \left(\frac{b}{k_2} + \frac{1}{2} \left(\frac{k_1}{k_2} + \frac{k_2}{k_1} \right) \frac{a}{k_1} \right) \cos(k_1 a) \sin(k_2 b) \\ & + \frac{1}{2} \left(\left(\frac{k_2}{k_1} - \frac{k_1}{k_2} \right) \left(\frac{1}{k_2^2} - \frac{1}{k_1^2} \right) \right) \sin(k_1 a) \sin(k_2 b) \end{aligned} \right]. \quad (1)$$

The latter expression is defined even in the gap of the photonic crystal, where it may present negative values. Since the transmission coefficient[2]

20 mars 2011

is not null in some gaps for a finite structure, the authors of [1] conclude that negative refraction can occur when expression 1 is negative.

Using a numerical tool some of us have developed and which is freely available[3], we have computed the propagation of a gaussian beam in the structure when negative refraction is expected. The result is presented figure 2. It is obvious that the lateral shift of the transmitted beam is positive, so that there is definitely no negative refraction in this situation, although we have checked that expression 1 is actually negative. This underlines that in the gap the group velocity is not well-defined and its expression should then be considered meaningless.

We have finally two arguments which strengthen the idea that negative refraction cannot occur for such a structure.

First, when a finite structure with a negative refractive index is illuminated by a beam, this beam undergoes a negative lateral shift[4]. This shift is linked to the opposite of the derivative of the transmission coefficient's phase (Artmann's formula). Since the phase of the transmission coefficient (see figure 3) is always decreasing, then the transmitted beam is always positively shifted and not negatively, as would happen in the case of a negative refraction. That result is in agreement with previous works on the lateral shift of beams reflected by one-dimensional photonic crystals[5].

Second, when the group velocity is well-defined (outside a gap), it is related to the Poynting vector along the x axis by

$$V_{g_x} = \frac{\langle P_x \rangle}{\int \epsilon_d dz} \quad (2)$$

where ϵ_d is the energy density and $\langle P_x \rangle$ is the averaged Poynting vector [6, 7]. After a simple calculation, the averaged Poynting vector can be written in TE polarization

$$\langle P_x \rangle = \frac{1}{2} \frac{k_x}{\omega \mu_0} \int_0^a |E_{y1}|^2 dz \quad (3)$$

$$+ \frac{1}{2} \frac{k_x}{\omega \mu_0} \int_a^{a+b} |E_{y2}|^2 dz. \quad (4)$$

Since, $(\frac{1}{2} \frac{k_x}{\omega \mu_0} |E_{y1}|^2) \geq 0$ et $(\frac{1}{2} \frac{k_x}{\omega \mu_0} |E_{y2}|^2) \geq 0$, $\langle P_x \rangle$ is always positive and so is the velocity

group V_{g_x} , as long as it is well-defined. That is the case in TM polarization as well. Negative refraction can thus not occur outside the gap. Inside a gap, the Poynting vector cannot be averaged, but it is linked to the lateral shift. A positive Poynting vector whatever the layer means a positive lateral shift, as mentioned above.




FIGURE 2: (Color online) Modulus of the field in a structure alternating a layer of optical index 1 and thickness 0.75 and a layer of optical index 2.3 with a thickness 0.25. The structure contains 10 periods. The wavelength is 1.0744, and the waist is 25λ .

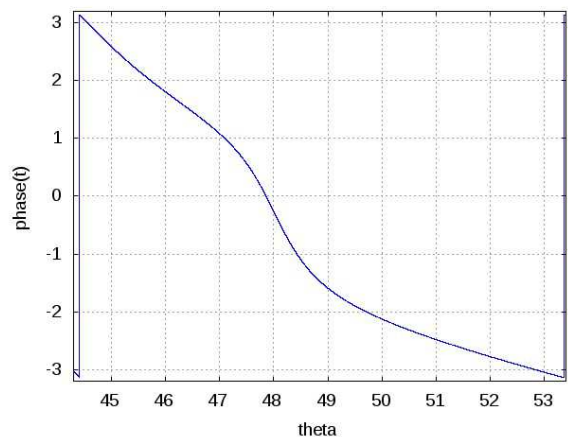


FIGURE 3: Phase of the transmission coefficient in the same conditions.

We finally came to the conclusion that the purely dielectric structure described in [1] cannot produce negative refraction, contrary to metallo-dielectric structures[6] or to Bragg mirrors oriented in another direction[8, 9].

- [1] R Srivastava, K.B Thapa, S Pati, and S.P Ojha. Negative refraction in 1d photonic crystals. *Sol. Stat. Comm.*, 147 :157–160, 2008.
- [2] R Uitham and B Hoenders. Transmission coefficient of a one-dimensional layered medium from a light-path sum. *J. Europ. Opt. Soc. Rap. Public.*, 3 :08013, 2008.
- [3] F Krayzel, R Pollès, A Moreau, M Mihailovic, and G Granet. Simulation and analysis of exotic non-specular phenomena. *J.Europ. Opt. Soc. Rap. Public.*, 5 :10025, 2010.
- [4] A Moreau and D Felbacq. Leaky modes of a left-handed slab. *J. Europ. Opt. Soc.*, Rapid Publications 3 :08032, 2008.
- [5] D Felbacq, A Moreau, and R Smaali. Goos-haenchen effect in the gaps of photonic crystals. *Opt. Lett.*, 28 :1633, 2003.
- [6] M Scalora, G D’Aguanno, N Mattiucci, and M.J Bloemer. Negative refraction and sub-wavelength focusing in the visible range using transparent metallo-dielectric stacks. *Opt. Expr.*, 15(2) :508, 2007.
- [7] B Gralak, S Enoch, and G Tayeb. Anomalous refractive properties of photonic crystals. *J. Opt. Soc. Am. A*, 17(6), 2000.
- [8] A.V Kavokin, G Malpuech, and I Shelykh. Negative refraction of light in bragg mirrors made of porous silicon. *Phys. Lett. A*, 339 :387– 392, 2005.
- [9] J.E. Lugo, B De la Mora, R Doti, R Nava, J Tagueña, A Del Rio, and J Faubert. Multiband negative refraction in one-dimensional photonic crystals. *Opt. Expr.*, 17(5) :3042, 2009.