



**HAL**  
open science

# Curve registration by nonparametric goodness-of-fit testing

Olivier Collier, Arnak S. Dalalyan

► **To cite this version:**

Olivier Collier, Arnak S. Dalalyan. Curve registration by nonparametric goodness-of-fit testing. 2011. hal-00580047v4

**HAL Id: hal-00580047**

**<https://hal.science/hal-00580047v4>**

Submitted on 1 Jun 2013 (v4), last revised 18 Feb 2015 (v7)

**HAL** is a multi-disciplinary open access archive for the deposit and dissemination of scientific research documents, whether they are published or not. The documents may come from teaching and research institutions in France or abroad, or from public or private research centers.

L'archive ouverte pluridisciplinaire **HAL**, est destinée au dépôt et à la diffusion de documents scientifiques de niveau recherche, publiés ou non, émanant des établissements d'enseignement et de recherche français ou étrangers, des laboratoires publics ou privés.

# Curve registration by nonparametric goodness-of-fit testing

Olivier Collier, Arnak Dalalyan

*ENSAE-CREST and IMAGINE/LIGM, Université Paris Est, FRANCE*

**Abstract:** : The problem of curve registration appears in many different areas of applications ranging from neuroscience to road traffic modeling. In the present work, we propose a nonparametric testing framework in which we develop a generalized likelihood ratio test to perform curve registration. We first prove that, under the null hypothesis, the resulting test statistic is asymptotically distributed as a chi-squared random variable. This result, often referred to as Wilks' phenomenon, provides a natural threshold for the test of a prescribed asymptotic significance level and a natural measure of lack-of-fit in terms of the  $p$ -value of the  $\chi^2$ -test. We also prove that the proposed test is consistent, *i.e.*, its power is asymptotically equal to 1. Finite sample properties of the proposed methodology are demonstrated by numerical simulations. As an application, a new local descriptor for digital images is introduced and an experimental evaluation of its discriminative power is conducted.

## Introduction

Boosted by applications in different areas such as biology, medicine, computer vision and road traffic forecasting, the problem of curve registration and, more particularly, some aspects of this problem related to nonparametric and semiparametric estimation, have been explored in a number of recent statistical studies. In this context, the model used for deriving statistical inference represents the input data as a finite collection of noisy signals such that each input signal is obtained from a given signal, termed mean template or structural pattern, by a parametric deformation and by adding a white noise. Hereafter, we refer to this as the *deformed mean template* model. The main difficulties for developing statistical inference in this problem are caused by the nonlinearity of the deformations and the fact that not only the deformations but also the mean template used to generate the observed data are unknown.

While the problems of estimating the mean template and the deformations was thoroughly investigated in recent years, the question of the adequacy of modeling the available data by the deformed mean template model received little attention. By the present work, we intend to fill this gap by introducing a nonparametric goodness-of-fit testing framework that allows us to propose a measure of appropriateness of a deformed mean template model. To this end, we focus our attention on the case where the only allowed deformations are translations and propose a measure of goodness-of-fit based on the  $p$ -value of a chi-squared test.

## *Model description*

We consider the case of functional data, that is each observation is a function on a fixed interval, taken for simplicity equal to  $[0, 1]$ . More precisely, assume that two independent samples, denoted

$\{X_i\}_{i=1,\dots,n}$  and  $\{X_i^\#\}_{i=1,\dots,n^\#}$ , of functional data are available such that within each sample the observations are independent identically distributed (i.i.d.) drifted and scaled Brownian motions. Let  $f$  and  $f^\#$  be the corresponding drift functions:  $f(t) = d\mathbf{E}[X_1(t)]/dt$  and  $f^\#(t) = d\mathbf{E}[X_1^\#(t)]/dt$ . Then, for  $t \in [0, 1]$ ,

$$X_i(t) = \int_0^t f(u) du + sB_i(t), \quad X_\ell^\#(t) = \int_0^t f^\#(u) du + s^\#B_\ell^\#(t),$$

where  $s, s^\# > 0$  are the scaling parameters and  $(B_1, \dots, B_n, B_1^\#, \dots, B_{n^\#}^\#)$  are independent Brownian motions. Since we assume that the entire paths are observed, the scale parameters  $s$  and  $s^\#$  can be recovered with arbitrarily small error using the quadratic variation. So, in what follows, these parameters are assumed to be known (an extension to the setting of unknown noise level is briefly discussed in Section 3).

The goal of the present work is to provide a statistical testing procedure for deciding whether the curves of the functions  $f$  and  $f^\#$  coincide up to a translation. Considering periodic extensions of  $f$  and  $f^\#$  on the whole real line, this is equivalent to checking the null hypothesis

$$\mathbf{H}_0 : \quad \text{there exists } \tau^* \in [0, 1] \quad \text{such that} \quad f(\cdot) = f^\#(\cdot + \tau^*). \quad (1)$$

If the null hypothesis is satisfied, we are in the set-up of a deformed mean template model, where  $f(\cdot)$  plays the role of the mean template and spatial translations represent the set of possible deformations.

Starting from Golubev [21] and Kneip and Gasser [29], semiparametric and nonparametric estimation in different instances of the deformed mean template model have been intensively investigated [4, 6, 8–11, 13, 15, 18, 23, 36–38] with applications to image warping [5, 20]. However, prior to estimating the common template, the deformations or any other object involved in a deformed mean template model, it is natural to check its appropriateness, which is the purpose of this work.

To achieve this goal, we first note that the pair of sequences of complex-valued random variables  $\mathbf{Y} = (Y_0, Y_1, \dots)$  and  $\mathbf{Y}^\# = (Y_0^\#, Y_1^\#, \dots)$ , defined by

$$[Y_j, Y_j^\#] = \int_0^1 e^{2\pi i j t} d \left[ \frac{1}{n} \sum_{i=1}^n X_i(t), \frac{1}{n^\#} \sum_{\ell=1}^{n^\#} X_\ell^\#(t) \right],$$

constitutes a sufficient statistic in the model generated by the data  $(X_1, \dots, X_n; X_1^\#, \dots, X_{n^\#}^\#)$ . Therefore, without any loss of information, the initial (functional) data can be replaced by the transformed data  $(\mathbf{Y}, \mathbf{Y}^\#)$ . It is clear that the latter satisfy

$$Y_j = c_j + \frac{s}{\sqrt{n}} \epsilon_j, \quad Y_j^\# = c_j^\# + \frac{s^\#}{\sqrt{n^\#}} \epsilon_j^\#, \quad j \in \mathbb{N}, \quad (2)$$

where  $c_j = \int_0^1 f(x) e^{2ij\pi x} dx$ ,  $c_j^\# = \int_0^1 f^\#(x) e^{2ij\pi x} dx$  are the complex Fourier coefficients. The complex valued random variables  $\epsilon_j, \epsilon_j^\#$  are i.i.d. standard Gaussian:  $\epsilon_j, \epsilon_j^\# \sim \mathcal{N}_{\mathbb{C}}(0, 1)$ , which means that their real and imaginary parts are independent  $\mathcal{N}(0, 1)$  random variables. In what follows, we will use boldface letters for denoting vectors or infinite sequences so that, for example,  $\mathbf{c}$  and  $\mathbf{c}^\#$  refer to  $\{c_j; j = 0, 1, \dots\}$  and  $\{c_j^\#; j = 0, 1, \dots\}$ , respectively.

Under the mild assumption that  $f$  and  $f^\#$  are squared integrable, the likelihood ratios of the Gaussian process  $\mathbf{Y}^{\bullet, \#} = (\mathbf{Y}, \mathbf{Y}^\#)$  is well defined. Using the notation  $\mathbf{c}^{\bullet, \#} = (\mathbf{c}, \mathbf{c}^\#)$ ,  $\sigma = s/\sqrt{n}$  and  $\sigma^\# = s^\#/\sqrt{n^\#}$ , the corresponding negative log-likelihood is given by

$$\ell(\mathbf{Y}^{\bullet, \#}, \mathbf{c}^{\bullet, \#}) = \frac{\|\mathbf{Y} - \mathbf{c}\|_2^2}{2\sigma^2} + \frac{\|\mathbf{Y}^\# - \mathbf{c}^\#\|_2^2}{2(\sigma^\#)^2}. \quad (3)$$

In the present work, we present a theoretical analysis of the penalized likelihood ratio test in the asymptotics of large samples, *i.e.*, when both  $n$  and  $n^\#$  tend to infinity, or equivalently, when  $\sigma$  and  $\sigma^\#$  tend to zero. The finite sample properties are examined through numerical simulations.

### *Some motivations*

Even if the shifted curve model is a very particular instance of the general deformed mean template model, it plays a central role in several applications. To cite a few of them:

**ECG interpretation:** An electro-cardiogram (ECG) can be seen as a collection of replica of nearly the same signal, up to a time shift. Significant informations about heart malformations or diseases can be extracted from the mean signal if we are able to align the available curves. For more details we refer to [37].

**Road traffic forecast:** In [31], a road traffic forecasting procedure is introduced. To this end, archetypes of the different types of road trafficking behavior on the Parisian highway network are built, using a hierarchical classification method. In each obtained cluster, the curves all represent the same events, only randomly shifted in time.

**Keypoint matching:** An important problem in computer vision is to decide whether two points in a same image or in two different images correspond to the same real-world point. The points in images are then usually described by the regression function of the magnitude of the gradient over the direction of the gradient of the image restricted to a given neighborhood (cf. [32]). The methodology we shall develop in the present paper allows to test whether two points in images coincide, up to a rotation and an illumination change, since a rotation corresponds to shifting the argument of the regression function by the angle of the rotation.

### *Relation to previous work*

The problem of estimating the parameters of the deformation is a semiparametric one, since the deformation involves a finite number of parameters that have to be estimated by assuming that the unknown mean template is merely a nuisance parameter. In contrast, the testing problem we are concerned with is clearly nonparametric. The parameter describing the probability distribution of the observations is infinite-dimensional not only under the alternative but also under the null hypothesis. Surprisingly, the statistical literature on this type of testing problems is very scarce. Indeed, while [25] analyzes the optimality and the adaptivity of testing procedures in the setting of a parametric null hypothesis against a nonparametric alternative, to the best of our knowledge, the only papers concerned with nonparametric null hypotheses are [1, 2] and [19]. Unfortunately, the results derived in [1, 2] are inapplicable in our set-up since the null hypothesis in our problem is neither linear nor convex. The set-up of [19] is closer to ours. However, they only investigate the minimax rates of separation without providing the asymptotic distribution of the proposed test statistic, which generally results in an overly conservative testing procedure. Furthermore, their theoretical framework comprises a condition on the sup-norm-entropy of the null hypothesis, which is irrelevant in our set-up and may be violated.

### *Our contribution*

We adopt, in this work, the approach based on the generalized likelihood ratio tests, cf. [16] for a comprehensive account on the topic. The advantage of this approach is that it provides a general framework for constructing testing procedures which asymptotically achieve the prescribed significance level for the type I error and, under mild conditions, have a power that tends to one.

It is worth mentioning that in the context of nonparametric testing, the use of the *generalized* likelihood ratio leads to a substantial improvement upon the likelihood ratio, very popular in parametric statistics. In simple words, the generalized likelihood allows to incorporate some prior information on the unknown signal in the test statistic which introduces more flexibility and turns out to be crucial both in theory and in practice [17].

We prove that under the null hypothesis the generalized likelihood ratio test statistic is asymptotically distributed as a  $\chi^2$ -random variable. This allows us to choose a threshold that makes it possible to asymptotically control the test significance level without being excessively conservative. Such results are referred to as Wilks' phenomena. In this relation, let us quote [16]: "While we have observed the Wilks' phenomenon and demonstrated it for a few useful cases, it is impossible for us to verify the phenomenon for all nonparametric hypothesis testing problems. The Wilks' phenomenon needs to be checked for other problems that have not been covered in this paper. In addition, most of the topics outlined in the above discussion remains open and are technically and intellectually challenging. More developments are needed, which will push the core of statistical theory and methods forward."

It is noteworthy that our results apply to the Gaussian sequence model (2), which is often seen as a prototype of nonparametric statistical model. In fact, it is provably asymptotically equivalent to many other statistical models [7, 14, 22, 33, 35] and captures most theoretical difficulties of the statistical inference. Furthermore, using the aforementioned results on asymptotic equivalence, the main theoretical findings of the present paper automatically carry over the nonparametric regression model, the density model, the ergodic diffusion model, *etc.*

Finally, we provide a detailed explanation of how the proposed methodology can be used for solving the problem of keypoint matching in digital images. This leads to a new descriptor termed Localized Fourier Transform which is particularly well adapted for testing for rotation. The first experiments reported in this work show the validity of our theoretical findings and the potential of the new descriptor.

## Organization

The rest of the paper is organized as follows. After a brief presentation of the model, we introduce the generalized likelihood ratio framework in Section 1. The main results characterizing the asymptotic behavior of the proposed testing procedure, based on generalized likelihood ratio testing for a large variety of shrinkage weights, are stated in Section 2. Section 3 contains extensions of our results to the multidimensional setting and to the case of unknown noise magnitude. Some numerical examples illustrating the theoretical results are included in Section 4, while Section 5 is devoted to the application of the proposed methodology to the problem of keypoint matching in computer vision. The resulting Localized Fourier Transform (LoFT) descriptor is tested on a pair of real images degraded by white Gaussian noise. The proofs of the lemmas and of the theorems are postponed to the Appendix.

## 1. Penalized Likelihood Ratio Test

We are interested in testing the hypothesis (1), which translates in the Fourier domain to

$$\mathbf{H}_0 : \quad \text{there exists } \bar{\tau}^* \in [0, 2\pi[ \quad \text{such that} \quad c_j = e^{-ij\bar{\tau}^*} c_j^\# \quad \text{for all } j \in \mathbb{N}.$$

Indeed, one easily checks that if (1) is true, then<sup>1</sup>

$$c_j^\# = \int_0^1 f(t - \tau^*) e^{2ij\pi t} dt = e^{2ij\pi\tau^*} \int_0^1 f(z) e^{2ij\pi z} dz = e^{2ij\pi\tau^*} c_j$$

and, therefore, the aforementioned relation holds with  $\bar{\tau}^* = 2\pi\tau^*$ . If no additional assumptions are imposed on the functions  $f$  and  $f^\#$ , or equivalently on their Fourier coefficients  $\mathbf{c}$  and  $\mathbf{c}^\#$ , the nonparametric testing problem has no consistent solution. A natural assumption widely used in nonparametric statistics is that  $\mathbf{c} = (c_0, c_1, \dots)$  and  $\mathbf{c}^\# = (c_0^\#, c_1^\#, \dots)$  belong to some Sobolev ball

$$\mathcal{F}_{s,L} = \left\{ \mathbf{u} = (u_0, u_1, \dots) : \sum_{j=0}^{+\infty} j^{2s} |u_j|^2 \leq L^2 \right\},$$

where the positive real numbers  $s$  and  $L$  stand for the smoothness and the radius of the class  $\mathcal{F}_{s,L}$ .

Since we will also be interested by establishing the (uniform) consistency of the proposed testing procedure, we need to precise the form of the alternative. It seems that the most compelling form for the null and the alternative is

$$\begin{cases} \mathbf{H}_0 : & \text{there exists } \bar{\tau}^* \in [0, 2\pi[ \text{ such that } c_j = e^{-ij\bar{\tau}^*} c_j^\# \text{ for all } j \in \mathbb{N}. \\ \mathbf{H}_1 : & \inf_{\tau} \sum_{j=0}^{+\infty} |c_j - e^{-ij\tau} c_j^\#|^2 \geq \rho \end{cases} \quad (4)$$

for some  $\rho > 0$ . In other terms, under  $\mathbf{H}_0$  the graph of the function  $f^\#$  is obtained from that of  $f$  by a translation.

To present the penalized likelihood ratio test, which is a variant of the generalized likelihood ratio test, we introduce a penalization in terms of weighted  $\ell^2$ -norm of  $\mathbf{c}^{\bullet,\#}$ . In this context, the choice of the  $\ell^2$ -norm penalization is mainly motivated by the fact that Sobolev regularity assumptions are made on the functions  $f$  and  $f^\#$ . For a sequence of non-negative real numbers,  $\boldsymbol{\omega}$ , we define the weighted  $\ell_2$  norm  $\|\mathbf{c}\|_{\boldsymbol{\omega},2}^2 = \sum_{j \geq 0} \omega_j |c_j|^2$ . We will also use the standard notation  $\|\mathbf{u}\|_p = (\sum_j |u_j|^p)^{1/p}$  for any  $p > 0$ . Using this notation, the penalized log-likelihood is given by

$$p\ell(\mathbf{Y}^{\bullet,\#}, \mathbf{c}^{\bullet,\#}) = \frac{\|\mathbf{Y} - \mathbf{c}\|_2^2 + \|\mathbf{c}\|_{\boldsymbol{\omega},2}^2}{2\sigma^2} + \frac{\|\mathbf{Y}^\# - \mathbf{c}^\#\|_2^2 + \|\mathbf{c}^\#\|_{\boldsymbol{\omega},2}^2}{2(\sigma^\#)^2}. \quad (5)$$

The resulting penalized likelihood ratio test is based on the test statistic

$$\Delta(\mathbf{Y}^{\bullet,\#}) = \min_{\mathbf{c}^{\bullet,\#}; \mathbf{H}_0 \text{ is true}} p\ell(\mathbf{Y}^{\bullet,\#}, \mathbf{c}^{\bullet,\#}) - \min_{\mathbf{c}^{\bullet,\#}} p\ell(\mathbf{Y}^{\bullet,\#}, \mathbf{c}^{\bullet,\#}). \quad (6)$$

It is clear that  $\Delta(\mathbf{Y}^{\bullet,\#})$  is always non-negative. Furthermore, it is small when  $\mathbf{H}_0$  is satisfied and is large if  $\mathbf{H}_0$  is violated. The minimization of the quadratic functional (5) is an easy exercise and leads to

$$\min_{\mathbf{u}^{\bullet,\#}} p\ell(\mathbf{Y}^{\bullet,\#}, \mathbf{u}^{\bullet,\#}) = \frac{1}{2\sigma^2} \sum_{j \geq 1} \frac{\omega_j}{1 + \omega_j} |Y_j|^2 + \frac{1}{2(\sigma^\#)^2} \sum_{j \geq 1} \frac{\omega_j}{1 + \omega_j} |Y_j^\#|^2.$$

Similar but a bit more involved computations lead to the following simple expression:

$$\Delta(\mathbf{Y}^{\bullet,\#}) = \frac{1}{2(\sigma^2 + (\sigma^\#)^2)} \min_{\tau \in [0, 2\pi[} \sum_{j=1}^{+\infty} \frac{|Y_j - e^{-ij\tau} Y_j^\#|^2}{1 + \omega_j}. \quad (7)$$

From now on, it will be more convenient to use the notation  $\nu_j = 1/(1 + \omega_j)$ . The elements of the sequence  $\boldsymbol{\nu} = \{\nu_j; j \geq 1\}$  are hereafter referred to as shrinkage weights. They are allowed to

<sup>1</sup>We use here the change of the variable  $z = t - \tau^*$  and the fact that the integral of a 1-periodic function on an interval of length one does not depend on the interval of integration.

take any value between 0 and 1. Even the value 0 will be authorized, corresponding to the limiting case when  $w_j = +\infty$ , or equivalently to our belief that the corresponding Fourier coefficient is 0. To ease notation, we will use the symbol  $\circ$  to denote coefficient-by-coefficient multiplication, also known as the Hadamard product, and  $\mathbf{e}(\tau)$  will stand for the sequence  $(e^{-i\tau}, e^{-2i\tau}, \dots)$ . The test statistic can then be written as:

$$\Delta(\mathbf{Y}^{\bullet, \#}) = \frac{1}{2(\sigma^2 + (\sigma^\#)^2)} \min_{\tau \in [0, 2\pi]} \|\mathbf{Y} - \mathbf{e}(\tau) \circ \mathbf{Y}^\#\|_{2, \boldsymbol{\nu}}^2, \quad (8)$$

and the goal is to find the asymptotic distribution of this quantity under the null hypothesis.

## 2. Main results

The test based on the generalized likelihood ratio statistic involves a sequence  $\boldsymbol{\nu}$ , which is completely modulable by the user. However, we are able to provide theoretical guarantees only under some conditions on these weights. To state these conditions, we set  $\sigma_* = \max(\sigma, \sigma^\#)$  and choose a positive integer  $N = N_{\sigma_*} \geq 2$ , which represents the number of Fourier coefficients involved in our testing procedure. In addition to requiring that  $0 \leq \nu_j \leq 1$  for every  $j$ , we assume that:

- (A)  $\nu_1 = 1$ , and  $\nu_j = 0, \forall j > N_{\sigma_*}$ ,
- (B) for some positive constant  $\underline{c}$ , it holds that  $\sum_{j \geq 1} \nu_j^2 \geq \underline{c} N_{\sigma_*}$ .

Moreover, we will use the following condition in the proof of the consistency of the test:

- (C)  $\exists \bar{c} > 0$ , such that  $\min\{j \geq 0, \nu_j < \bar{c}\} \rightarrow +\infty$ , as  $\sigma_* \rightarrow 0$ .

In simple words, this condition implies that the number of terms  $\nu_j$  that are above a given strictly positive level goes to  $+\infty$  as  $\sigma_*$  converges to 0. If  $N_{\sigma_*} \rightarrow +\infty$  as  $\sigma_* \rightarrow 0$ , then all the aforementioned conditions are satisfied for the shrinkage weights  $\boldsymbol{\nu}$  of the form  $\nu_{j+1} = h(j/N_{\sigma_*})$ , where  $h: \mathbb{R} \rightarrow [0, 1]$  is an integrable function, supported on  $[0, 1]$ , continuous in 0 and satisfying  $h(0) = 1$ . The classical examples of shrinkage weights include:

$$\nu_j = \begin{cases} \mathbb{1}_{\{j \leq N_{\sigma_*}\}}, & \text{(projection weight)} \\ \left\{1 + \left(\frac{j}{\kappa N_{\sigma_*}}\right)^\mu\right\}^{-1} \mathbb{1}_{\{j \leq N_{\sigma_*}\}}, & \kappa > 0, \mu > 1, \quad \text{(Tikhonov weight)} \\ \left\{1 - \left(\frac{j}{N_{\sigma_*}}\right)^\mu\right\}_+, & \mu > 0. \quad \text{(Pinsker weight)} \end{cases} \quad (9)$$

Note that condition (C) is satisfied in all these examples with  $\bar{c} = 0.5$ , or any other value in  $(0, 1)$ . Here on, we write  $\Delta_{\sigma_*}(\mathbf{Y}^{\bullet, \#})$  instead of  $\Delta(\mathbf{Y}^{\bullet, \#})$  in order to stress its dependence on  $\sigma_*$ .

**Theorem 1.** *Let  $\mathbf{c} \in \mathcal{F}_{1,L}$  and  $|c_1| > 0$ . Assume that the shrinkage weights  $\nu_j$  are chosen to satisfy conditions (A), (B),  $N_{\sigma_*} \rightarrow +\infty$  and  $\sigma_*^2 N_{\sigma_*}^{5/2} \log(N_{\sigma_*}) = o(1)$ . Then, under the null hypothesis, the test statistic  $\Delta_{\sigma_*}(\mathbf{Y}^{\bullet, \#})$  is asymptotically distributed as a Gaussian random variable:*

$$\frac{\Delta_{\sigma_*}(\mathbf{Y}^{\bullet, \#}) - \|\boldsymbol{\nu}\|_1}{\|\boldsymbol{\nu}\|_2} \xrightarrow[\sigma_* \rightarrow 0]{\mathcal{D}} \mathcal{N}(0, 1). \quad (10)$$

The main outcome of this result is a test of hypothesis  $\mathbf{H}_0$  that is asymptotically of a prescribed significance level  $\alpha \in (0, 1)$ . Indeed, let us define the test that rejects  $\mathbf{H}_0$  if and only if

$$\Delta_{\sigma_*}(\mathbf{Y}^{\bullet, \#}) \geq \|\boldsymbol{\nu}\|_1 + z_{1-\alpha} \|\boldsymbol{\nu}\|_2, \quad (11)$$

where  $z_{1-\alpha}$  is the  $(1 - \alpha)$ -quantile of the standard Gaussian distribution.

*Corollary 1.* The test of hypothesis  $\mathbf{H}_0$  defined by the critical region (11) is asymptotically of significance level  $\alpha$ .

*Remark 1.* Let us consider the case of projection weights  $\nu_j = \mathbb{1}(j \leq N_{\sigma_*})$ . One can reformulate the asymptotic relation stated in Theorem 1 by claiming that  $2\Delta_{\sigma_*}(\mathbf{Y}^{\bullet, \#})$  is approximately  $\mathcal{N}(2N_{\sigma_*}, 4N_{\sigma_*})$  distributed. Since the latter distribution approaches the chi-squared distribution (as  $N_{\sigma_*} \rightarrow \infty$ ), we get:

$$2\Delta_{\sigma_*}(\mathbf{Y}^{\bullet, \#}) \stackrel{\mathcal{D}}{\approx} \chi_{2N_{\sigma_*}}^2, \quad \text{as } \sigma_* \rightarrow 0.$$

In the case of general shrinkage weights satisfying the assumptions stated in the beginning of this section, an analogous relation holds as well:

$$\frac{2\|\boldsymbol{\nu}\|_1}{\|\boldsymbol{\nu}\|_2^2} \Delta_{\sigma_*}(\mathbf{Y}^{\bullet, \#}) \stackrel{\mathcal{D}}{\approx} \chi_{2\|\boldsymbol{\nu}\|_1^2/\|\boldsymbol{\nu}\|_2^2}^2, \quad \text{as } \sigma_* \rightarrow 0.$$

This type of results are often referred to as Wilks' phenomenon.

*Remark 2.* The  $p$ -value of the aforementioned test based on the Gaussian or chi-squared approximation can be used as a measure of the goodness-of-fit or, in other terms, as a measure of alignment for the pair of curves under consideration. If the observed two noisy curves lead to the data  $\mathbf{y}^{\bullet, \#}$ , then the (asymptotic)  $p$ -value is defined as

$$\alpha^* = \Phi\left(\frac{\Delta_{\sigma_*}(\mathbf{y}^{\bullet, \#}) - \|\boldsymbol{\nu}\|_1}{\|\boldsymbol{\nu}\|_2}\right),$$

where  $\Phi$  stands for the c.d.f. of the standard Gaussian distribution.

So far, we have only focused on the behavior of the test under the null without paying attention on what happens under the alternative. The next theorem fills this gap by establishing the consistency of the test defined by the critical region (11).

**Theorem 2.** *Let condition (C) be satisfied and let  $\sigma_*^4 N_{\sigma_*}$  tend to 0 as  $\sigma_* \rightarrow 0$ . Then the test statistic  $T_{\sigma_*} = \frac{\Delta_{\sigma_*}(\mathbf{Y}^{\bullet, \#}) - \|\boldsymbol{\nu}\|_1}{\|\boldsymbol{\nu}\|_2}$  diverges under  $\mathbf{H}_1$ , i.e.,*

$$T_{\sigma_*} \xrightarrow{P} +\infty, \quad \text{as } \sigma_* \rightarrow 0.$$

In other words, Theorem 2 establishes the convergence to one of the power of the test defined via (11) as the noise level  $\sigma_*$  tends to 0.

*Remark 3.* The previous theorem tells us nothing about the (minimax) rate of separation of the null hypothesis from the alternative. In other words, Theorem 2 does not provide the rate of divergence of  $T_{\sigma_*}$ . However, a rate is present in the proof (cf. Section 4.2). In fact, in most situations  $\min\{j \geq 1; j < \bar{c}\}$  is of the order  $N_{\sigma_*}$ , in which case we prove that

$$T_{\sigma_*} \geq \frac{\bar{c}\rho - O(N_{\sigma_*}^{-2}) - O_P(\sigma_* \sqrt{\log N_{\sigma_*}})}{\sigma_*^2 \sqrt{N_{\sigma_*}}}$$

as  $\sigma_* \rightarrow 0$ . This implies that, for instance, if  $N_{\sigma_*} \rightarrow +\infty$  and satisfies  $\sigma_* \sqrt{N_{\sigma_*}} = O(1)$  then  $T_{\sigma_*}$  tends to infinity if and only if  $\rho/(\sigma_* \sqrt{\log N_{\sigma_*}}) \rightarrow \infty$ . This argument can be made rigorous to establish that the minimax rate of separation is not slower than  $\sigma_*^{1/2}(\log \sigma_*^{-1})^{1/4}$ . However, we will not go into the details here since we believe that this rate is not optimal and intend to develop the minimax approach in a future work<sup>2</sup>.

<sup>2</sup>During the reviewing process of the present manuscript, (nearly) asymptotically minimax rates of testing have been obtained by Collier [12].



### 3. Some extensions

This section presents two possible extensions of the methodology developed in foregoing sections. They stem from practical considerations and concern the case of multidimensional curves and the setting of unknown noise magnitude.

#### 3.1. Multidimensional signals

Theorems 1 and 2 can be straightforwardly extended to the case of multidimensional curves  $f, f^\# : \mathbb{R} \rightarrow \mathbb{R}^d$ , with an arbitrary integer  $d \geq 1$ . More precisely, we may assume that the observations  $\{\mathbf{X}_1, \dots, \mathbf{X}_n; \mathbf{X}_1^\#, \dots, \mathbf{X}_{n^\#}^\#\}$  are  $\mathbb{R}^d$  values random processes given by

$$\mathbf{X}_i(t) = \int_0^t \mathbf{f}(u) du + \text{diag}(\mathbf{S})\mathbf{B}_i(t), \quad \mathbf{X}_\ell^\#(t) = \int_0^t \mathbf{f}^\#(u) du + \text{diag}(\mathbf{S}^\#)\mathbf{B}_\ell^\#(t),$$

where  $\text{diag}(\mathbf{S})$  and  $\text{diag}(\mathbf{S}^\#)$  are diagonal  $d \times d$  matrices with positive entries and the processes  $(\mathbf{B}_1, \dots, \mathbf{B}_n, \mathbf{B}_1^\#, \dots, \mathbf{B}_{n^\#}^\#)$  are independent  $d$ -dimensional Brownian motions. In order to test the null hypothesis

$$\mathbf{H}_0 : \quad \text{there exists } \tau^* \in [0, 1] \quad \text{such that} \quad \mathbf{f}(\cdot) = \mathbf{f}^\#(\cdot + \tau^*), \quad (12)$$

it suffices to compute the Fourier coefficients

$$[\mathbf{Y}_j, \mathbf{Y}_j^\#] = \int_0^1 e^{2\pi i j t} d \left[ \frac{1}{n} \sum_{i=1}^n \mathbf{X}_i(t), \frac{1}{n^\#} \sum_{\ell=1}^{n^\#} \mathbf{X}_\ell^\#(t) \right] \quad j = 1, 2, \dots$$

and to evaluate the test statistic

$$\Delta(\mathbf{Y}^{\bullet, \#}) = \frac{1}{2} \min_{\tau \in [0, 2\pi]} \sum_{j \in \mathbb{N}} \nu_j \|(\text{diag}(\boldsymbol{\sigma})^2 + \text{diag}(\boldsymbol{\sigma}^\#)^2)^{-1/2} (\mathbf{Y}_j - e^{-ij\tau} \mathbf{Y}_j^\#)\|_2^2,$$

where  $\boldsymbol{\sigma} = \mathbf{S}/\sqrt{n}$  and  $\boldsymbol{\sigma}^\# = \mathbf{S}^\#/\sqrt{n^\#}$ . One can easily check that if  $\mathbf{H}_0$  is true, then under the assumptions of Theorem 1, as  $\sigma_* = \max(\|\boldsymbol{\sigma}\|_\infty, \|\boldsymbol{\sigma}^\#\|_\infty) \rightarrow 0$ , the random variable  $T_{\sigma_*} = (\Delta(\mathbf{Y}^{\bullet, \#}) - d\|\boldsymbol{\nu}\|_1)/(\sqrt{d}\|\boldsymbol{\nu}\|_2)$  converges in distribution to a standard Gaussian random variable. Furthermore, under  $\mathbf{H}_1$ , we have  $T_{\sigma_*} \rightarrow \infty$  in probability provided that the assumptions of Theorem 2 are fulfilled.

#### 3.2. Unknown noise level

In several application it is not realistic to assume that the magnitude of noise, denoted by  $(\sigma, \sigma^\#)$  is known in advance. In such a situation, the testing procedure defined by the critical region (11) cannot be applied, since the test statistic  $\Delta_{\sigma_*}(\mathbf{Y}^{\bullet, \#})$  depends on  $\sigma^2 + \sigma^{\#2}$ . We describe below one possible approach to address this issue. Note that in order to make this setting meaningful, we assume that the noisy Fourier coefficients  $Y_j$  and  $Y_j^\#$  are observable only for a finite number of indices  $j$ . Therefore, we assume in this section that  $\mathbf{Y}$  and  $\mathbf{Y}^\#$  are complex valued vectors of dimension  $p$ .

Adopting the same strategy as before, we aim at defining a testing procedure based on the principle of penalized likelihood ratio evaluation. However, when the pair  $(\sigma, \sigma^\#)$  is unknown, the expression (3) for the negative log-likelihood is not valid anymore. Instead, up to some irrelevant summands, we have

$$\ell(\mathbf{Y}^{\bullet, \#}, \mathbf{c}^{\bullet, \#}, \sigma^{\bullet, \#}) = p(\log \sigma + \log \sigma^\#) + \frac{\|\mathbf{Y} - \mathbf{c}\|_2^2}{2\sigma^2} + \frac{\|\mathbf{Y}^\# - \mathbf{c}^\#\|_2^2}{2\sigma^{\#2}}. \quad (13)$$

Therefore, given a vector of weights  $\boldsymbol{\omega} \in \mathbb{R}_+^p$ , the penalized log-likelihood is defined as

$$p\ell(\mathbf{Y}^{\bullet,\#}, \mathbf{c}^{\bullet,\#}, \sigma^{\bullet,\#}) = p(\log \sigma + \log \sigma^{\bullet,\#}) + \frac{\|\mathbf{Y} - \mathbf{c}\|_2^2 + \|\mathbf{c}\|_{\boldsymbol{\omega},2}^2}{2\sigma^2} + \frac{\|\mathbf{Y}^{\bullet,\#} - \mathbf{c}^{\bullet,\#}\|_2^2 + \|\mathbf{c}^{\bullet,\#}\|_{\boldsymbol{\omega},2}^2}{2\sigma^{\bullet,\#2}}. \quad (14)$$

Thus, the test statistic to be used is the difference between the minimum of the penalized log-likelihood constrained to  $\mathbf{H}_0$  and the unconstrained minimum of the penalized log-likelihood, that is

$$\Delta(\mathbf{Y}^{\bullet,\#}) = \min_{\sigma^{\bullet,\#}} \min_{\mathbf{c}^{\bullet,\#}: \mathbf{H}_0 \text{ is true}} p\ell(\mathbf{Y}^{\bullet,\#}, \mathbf{c}^{\bullet,\#}, \sigma^{\bullet,\#}) - \min_{\sigma^{\bullet,\#}} \min_{\mathbf{c}^{\bullet,\#}} p\ell(\mathbf{Y}^{\bullet,\#}, \mathbf{c}^{\bullet,\#}, \sigma^{\bullet,\#}). \quad (15)$$

Denoting by  $\boldsymbol{\nu}$  the vector  $(1/(1+\omega_1), \dots, 1/(1+\omega_p))^\top$  and by  $1-\boldsymbol{\nu}$  the vector  $(1-\nu_1, \dots, 1-\nu_p)^\top$ , and restricting the minimization to  $\sigma = \sigma^{\bullet,\#}$ , we get

$$\Delta(\mathbf{Y}^{\bullet,\#}) = p \log \left( 1 + \frac{\min_{\tau \in [0, 2\pi[} \|\mathbf{Y} - \mathbf{e}(\tau) \circ \mathbf{Y}^{\bullet,\#}\|_{2,\boldsymbol{\nu}}^2}{2(\|\mathbf{Y}\|_{2,1-\boldsymbol{\nu}}^2 + \|\mathbf{Y}^{\bullet,\#}\|_{2,1-\boldsymbol{\nu}}^2)} \right). \quad (16)$$

Let  $\alpha \in (0, 1)$  be a prescribed significance level and let us introduce the statistic

$$\tilde{\Delta}(\mathbf{Y}^{\bullet,\#}) = \frac{\|1-\boldsymbol{\nu}\|_1}{\|\mathbf{Y}\|_{2,1-\boldsymbol{\nu}}^2 + \|\mathbf{Y}^{\bullet,\#}\|_{2,1-\boldsymbol{\nu}}^2} \min_{\tau \in [0, 2\pi[} \|\mathbf{Y} - \mathbf{e}(\tau) \circ \mathbf{Y}^{\bullet,\#}\|_{2,\boldsymbol{\nu}}^2.$$

Intuitively, this new test statistic  $\tilde{\Delta}(\mathbf{Y}^{\bullet,\#})$  can be seen as an estimator of the test statistic  $\frac{1}{2(\sigma^2 + \sigma^{\bullet,\#2})} \min_{\tau \in [0, 2\pi[} \|\mathbf{Y} - \mathbf{e}(\tau) \circ \mathbf{Y}^{\bullet,\#}\|_{2,\boldsymbol{\nu}}^2$  used in the setting of known noise level. Therefore, it is not so much a surprise that the critical region we deduce from (16) is of the form

$$\tilde{\Delta}(\mathbf{Y}^{\bullet,\#}) \geq C_{\boldsymbol{\nu}, \alpha},$$

where  $C_{\boldsymbol{\nu}, \alpha}$  is a given threshold. To propose a choice of this threshold that leads to a test of asymptotic level  $\alpha$ , the asymptotic distribution of  $\tilde{\Delta}(\mathbf{Y}^{\bullet,\#})$  should be characterized under the null hypothesis. This is done in the following result.

**Theorem 3.** *Let  $\mathbf{c} \in \mathcal{F}_{1,L}$  and let the shrinkage weights  $\nu_j$  be chosen to satisfy conditions (A), (B) and  $N_{\sigma_*} \rightarrow +\infty$ . Assume, in addition, that  $p$  is large enough to satisfy  $(p - N_{\sigma_*})\sigma_*^4 N_{\sigma_*}^4 \rightarrow \infty$  and that for some constant  $c' > 0$ ,  $\max_{j \neq 0} j^{-2}(1 - \nu_j) \leq c' N_{\sigma_*}^{-2}$ . Let us introduce the statistic*

$$T(\mathbf{Y}^{\bullet,\#}) = \frac{\tilde{\Delta}(\mathbf{Y}^{\bullet,\#}) - \|\boldsymbol{\nu}\|_1}{\|\boldsymbol{\nu}\|_2}.$$

Then, under the null hypothesis,

1. if  $\sigma = \sigma^{\bullet,\#}$  tends to zero, the test statistic  $T(\mathbf{Y}^{\bullet,\#})$  satisfies

$$\begin{aligned} T(\mathbf{Y}^{\bullet,\#}) &\leq \sum_{j=1}^p \frac{\nu_j}{2\|\boldsymbol{\nu}\|_2} (|\xi_j|^2 - 2) + \frac{\|\boldsymbol{\nu}\|_1}{4\|\boldsymbol{\nu}\|_2} \sum_{j=1}^p \frac{1 - \nu_j}{\|1-\boldsymbol{\nu}\|_1} (4 - |\xi_j|^2 - |\xi_j^\#|^2) \\ &\quad + \frac{O_P(1)}{(p - N_{\sigma_*})\sigma_*^2 N_{\sigma_*}^{3/2}} + \frac{O_P(1)}{(p - N_{\sigma_*})^{1/2}}, \end{aligned}$$

where  $\{\xi_j; \xi_j^\#\}$  are i.i.d.  $\mathcal{N}_{\mathbb{C}}(0, 1)$  random variables.

2. in the more general setting  $\sigma \neq \sigma^{\bullet,\#}$ , the test statistic  $T(\mathbf{Y}^{\bullet,\#})$  satisfies

$$\begin{aligned} T(\mathbf{Y}^{\bullet,\#}) &\leq \sum_{j=1}^p \frac{\nu_j (|\xi_j|^2 - 2)}{2\|\boldsymbol{\nu}\|_2} + \frac{\|\boldsymbol{\nu}\|_1}{2\|\boldsymbol{\nu}\|_2} \left[ \sum_{j=1}^p \frac{1 - \nu_j}{\|1-\boldsymbol{\nu}\|_1} (2 - |\epsilon_j|^2) \vee \sum_{j=1}^p \frac{1 - \nu_j}{\|1-\boldsymbol{\nu}\|_1} (2 - |\epsilon_j^\#|^2) \right] \\ &\quad + \frac{O_P(1)}{(p - N_{\sigma_*})\sigma_*^2 N_{\sigma_*}^{3/2}} + \frac{O_P(1)}{(p - N_{\sigma_*})^{1/2}}, \end{aligned}$$

where  $\{\epsilon_j; \epsilon_j^\#\}$  are the noise random variables of (2) and  $\{\xi_j\}$  are i.i.d.  $\mathcal{N}_{\mathbb{C}}(0, 1)$  random variables.

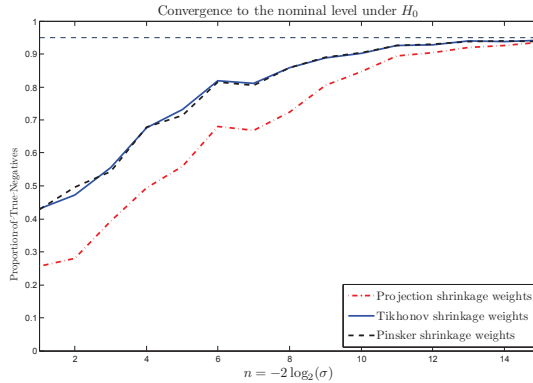


FIGURE 1. The proportion of true negatives in the experiment described in Section 4.1 as a function of  $\log_2 \sigma^{-2}$  for three different shrinkage weights: projection (Left), Tikhonov (Middle) and Pinsker (Right). One can observe that for  $\sigma = 2^{-15/2} \approx 5 \times 10^{-3}$ , the proportion of true negatives is almost equal to the nominal level 0.95. Another observation is that the Pinsker and the Tikhonov weights lead to a faster convergence to the nominal significance level.

The proof of this theorem is postponed to the appendix. Instead, we discuss here some relevant consequences of it. For simplicity, in this discussion, we restrict ourselves to the case of homoscedastic errors. First of all, note that a simple application of Lyapunov's central limit theorem implies that under the conditions  $N_{\sigma_*} \rightarrow \infty$  and  $(p - N_{\sigma_*})^2/p \rightarrow \infty$  both sums  $\sum_{j=1}^p \frac{\nu_j}{2\|\boldsymbol{\nu}\|_2} (|\xi_j|^2 - 2)$  and  $\sum_{j=1}^p \frac{1-\nu_j}{2\sqrt{2}\|1-\boldsymbol{\nu}\|_2} (4 - |\xi_j|^2 - |\xi_j^\#|^2)$  converge in distribution to the standard Gaussian distribution. Therefore, the test defined by the critical region

$$T(\mathbf{Y}^{\bullet,\#}) \geq z_{1-\alpha/2} + \frac{\|\boldsymbol{\nu}\|_1 \|1-\boldsymbol{\nu}\|_2}{\sqrt{2}\|\boldsymbol{\nu}\|_2 \|1-\boldsymbol{\nu}\|_1} z_{1-\alpha/2} \quad (17)$$

is asymptotically of level not larger than  $\alpha$ . In the case of projection weights  $\nu_j = \mathbf{1}(j \leq N_{\sigma_*})$ , this critical region takes the even simpler form  $T(\mathbf{Y}^{\bullet,\#}) \geq z_{1-\alpha/2} [1 + (N_{\sigma_*}/2(p - N_{\sigma_*}))^{1/2}]$ . Note also that a more precise critical region can be deduced from Theorem 3 without relying on the central limit theorem. Indeed, the main terms  $\sum_{j=1}^p \frac{\nu_j}{2\|\boldsymbol{\nu}\|_2} (|\xi_j|^2 - 2)$  and  $\sum_{j=1}^p \frac{1-\nu_j}{2\sqrt{2}\|1-\boldsymbol{\nu}\|_2} (4 - |\xi_j|^2 - |\xi_j^\#|^2)$  have parameter free distributions, the quantiles of which can be determined numerically by means of Monte Carlo simulations. In the case of projection weights, one can also use the quantiles of chi squared distributions.

To conclude this section, let us have a closer look at the assumptions of the last theorem. The conditions **(A)**, **(B)** and  $\max_{j \neq 0} j^{-2}(1 - \nu_j) \leq c' N_{\sigma_*}^{-2}$  are satisfied for most weights used in practice. Thus, the most important condition is  $(p - N_{\sigma_*}) \sigma_*^4 N_{\sigma_*}^4 \rightarrow \infty$  which basically requires that either  $N_{\sigma_*}$  or  $(p - N_{\sigma_*})$  to be large compared to  $\sigma^{-1}$ .

#### 4. Numerical experiments

We have implemented the proposed testing procedure (11) in Matlab and carried out a certain number of numerical experiments on synthetic data. The aim of these experiments is merely to show that the methodology developed in the present paper is applicable and to give an illustration of how the different characteristics of the testing procedure, such as the significance level and the power, depend on the noise variance  $\sigma_*^2$  and on the shrinkage weights  $\boldsymbol{\nu}$ . Following the philosophy of reproducible research, we intend to make our code available for free download on the authors homepages.

#### 4.1. Convergence of the type I error and the influence of the shrinkage weights

In order to illustrate the convergence of the test (11) when  $\sigma_*$  tends to zero, we made the following experiment. We chose the function HeaviSine, considered as a benchmark in the signal processing community, and computed its complex Fourier coefficients  $\{c_j; j = 0, \dots, 10^6\}$ . For each value of  $\sigma_*$  taken from the set  $\{2^{-k/2}, k = 1, \dots, 15\}$ , we repeated 5000 times the following computations:

- set<sup>3</sup>  $N_{\sigma_*} = 50\sigma_*^{-1/2}$ ,
- generate the noisy sequence  $\{Y_j; j = 0, \dots, N_{\sigma_*}\}$  by adding to  $\{c_j\}$  an i.i.d.  $\mathcal{N}_{\mathbb{C}}(0, \sigma_*^2)$  sequence  $\{\xi_j\}$ ,
- randomly choose a parameter  $\tau^*$  uniformly distributed in  $[0, 2\pi]$ , independent of  $\{\xi_j\}$ ,
- generate the shifted noisy sequence  $\{Y_j^\#; j = 0, \dots, N_{\sigma_*}\}$  by adding to  $\{e^{ij\tau^*} c_j\}$  an i.i.d.  $\mathcal{N}_{\mathbb{C}}(0, \sigma_*^2)$  sequence  $\{\xi_j^\#\}$ , independent of  $\{\xi_j\}$  and of  $\tau^*$ ,
- compute the three values of the test statistic  $\Delta_{\sigma_*}$  corresponding to the classical shrinkage weights defined by (9) and compare these values with the threshold for  $\alpha = 5\%$ .

We denote by  $p_{\text{accept}}^{\text{proj}}(\sigma_*)$ ,  $p_{\text{accept}}^{\text{Tikh}}(\sigma_*)$  and  $p_{\text{accept}}^{\text{Pinsk}}(\sigma_*)$  the proportion of experiments (among  $10^3$  that have been realized) that have led to a value of the corresponding test statistic lower than the threshold, *i.e.*, the proportion of experiments leading to the acceptance of the null hypothesis. We plotted in Fig. 1 the (linearly interpolated) curves  $k \mapsto p_{\text{accept}}^{\text{proj}}(\sigma_k)$ ,  $k \mapsto p_{\text{accept}}^{\text{Tikh}}(\sigma_k)$  and  $k \mapsto p_{\text{accept}}^{\text{Pinsk}}(\sigma_k)$ , with  $\sigma_k = 2^{-k/2}$ . It can be clearly seen that for  $\sigma = 2^{-7} \approx 8 \times 10^{-3}$ , the proportion of true negatives is almost equal to the nominal level 0.95. It is also worth noting that the three curves are quite comparable, with a significant advantage for the curve corresponding to Pinsker's and Tikhonov's weights: this curves converge a faster to the level  $1 - \alpha = 95\%$  than the curve corresponding to the projection weights.

#### 4.2. Power of the test

In the previous experiment, we illustrated the behavior of the penalized likelihood ratio test under the null hypothesis. The aim of the second experiment is to show what happens under the alternative. To this end, we still use the HeaviSine function as signal  $f$  and define  $f^\# = f + \gamma\varphi$ , where  $\gamma$  is a real parameter. Two cases are considered:  $\varphi(t) = c \cos(4t)$  and  $\varphi(t) = c/(1 + t^2)$ , where  $c$  is a constant ensuring that  $\phi$  has an  $L^2$  norm equal to 1. For each of these two pairs of functions  $(f, f^\#)$ , we repeated 5000 times the following computations:

- set  $\sigma_* = 1$  and  $N_{\sigma_*} = 50\sigma_*^{-1/2}$ ,
- compute the complex Fourier coefficients  $\{c_j; j = 0, \dots, 10^6\}$  and  $\{c_j^\#; j = 0, \dots, 10^6\}$  of  $f$  and  $f^\#$ , respectively,
- generate the noisy sequence  $\{Y_j; j = 0, \dots, N_{\sigma_*}\}$  by adding to  $\{c_j\}$  an i.i.d.  $\mathcal{N}_{\mathbb{C}}(0, \sigma_*^2)$  sequence  $\{\xi_j\}$ ,
- generate the shifted noisy sequence  $\{Y_j^\#; j = 0, \dots, N_{\sigma_*}\}$  by adding to  $\{c_j^\#\}$  an i.i.d.  $\mathcal{N}_{\mathbb{C}}(0, \sigma_*^2)$  sequence  $\{\xi_j^\#\}$ , independent of  $\{\xi_j\}$ ,
- compute the value of the test statistic  $\Delta_{\sigma_*}$  corresponding to the projection weights and compare this value with the threshold for  $\alpha = 5\%$ .

To show the dependence of the behavior of the test under  $\mathbf{H}_1$  when the distance between the null and the alternative varies, we computed for each  $\gamma$  the proportion of true positives, also called the empirical power, among the 5000 random samples we have simulated. The results, plotted in Fig. 2 show that even for moderately small values of  $\gamma$ , the test succeeds in taking the correct decision. It is a bit surprising that the result for the case  $\varphi(t) = c \cos(4t)$  is better than that for

<sup>3</sup>This value of  $N_{\sigma_*}$  satisfies the assumptions required by our theoretical results.

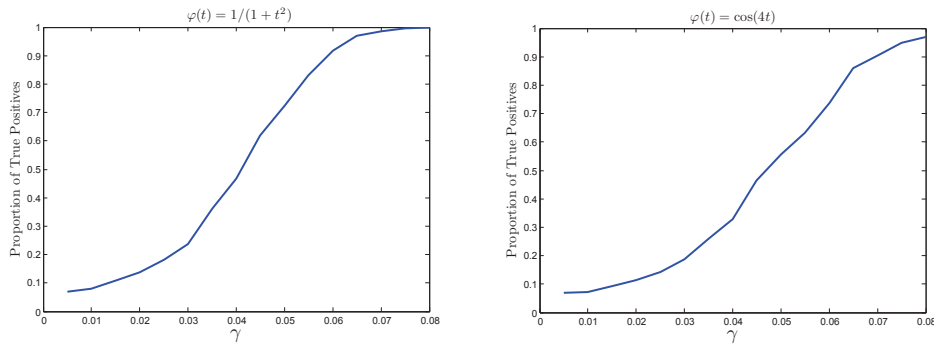


FIGURE 2. The proportion of true negatives in the experiment described in Section 4.2 as a function of the parameter  $\gamma$  measuring the distance between the true parameter and the set of parameters characterizing the null hypothesis. The main observation is that both curves tend to 1 very rapidly.

$\varphi(t) = c/(1 + t^2)$ . Indeed, one can observe that the curve at the right panel approaches 1 much faster than the curve of the left panel.

## 5. Application to keypoint matching

As mentioned in the introduction, the methodology developed in previous sections may be applied to the problem of keypoint matching in computer vision. More specifically, for a pair of digital images  $I$  and  $I^\#$  representing the same 3D object, the task of keypoint matching consists in finding pairs of image points  $(\mathbf{x}_0, \mathbf{x}_0^\#)$  in images  $I$  and  $I^\#$  respectively, corresponding to the same 3D point. For more details on this and related topics, we refer the interested reader to the book [24]. For our purposes here, we assume that we are given a pair of points  $(\mathbf{x}_0, \mathbf{x}_0^\#)$  in images  $I$  and  $I^\#$  respectively and the goal is to decide whether they are the projections of the same 3D point or not. In fact, we will tackle a slightly simpler<sup>4</sup> problem corresponding to deciding whether a neighborhood of  $\mathbf{x}_0$  in the image  $I$  coincides with a neighborhood of  $\mathbf{x}_0^\#$  in the image  $I^\#$  up to a rotation. Of course, this problem is made harder by the fact that the images are contaminated by noise.

The plan of this section is as follows. As a first step, we present a new definition of a local descriptor (termed LoFT for Localized Fourier Transform) of a keypoint  $\mathbf{x}_0$  in some image  $I$ . This local descriptor is based on the Fourier coefficients of some mapping related to the local neighborhood of the image  $I$  around  $\mathbf{x}_0$ . Therefore, it is particularly well suited for testing for rotation between two keypoints. In a second step, we define a matching criterion: a  $\{0, 1\}$ -valued mapping that takes as input pairs  $(\mathbf{x}_0, I)$  and  $(\mathbf{x}_0^\#, I^\#)$  and outputs 1 if and only if  $\mathbf{x}_0$  and  $\mathbf{x}_0^\#$  are classified as matching points (*i.e.*, corresponding to the same 3D point). Finally, as a third step, we perform several experiments showing the potential of the proposed approach.

### 5.1. LoFT descriptor

We start by describing the construction of the LoFT descriptor of a point  $\mathbf{x}_0$  in a digital image  $I$ . For the purpose of illustration we use color images, but all the experiments were conducted on grayscale images only. As any other construction of local descriptor, it is necessary to choose a radius  $r > 0$  that specifies the neighborhood around  $\mathbf{x}_0$ . In all our experiments we used  $r = 32$

<sup>4</sup>It is important to note here that using the state-of-the-art techniques of keypoint detection based, for instance, on the differences of Gaussians [32], one can recover a rather reliable value of the scale parameter for every keypoint. Using this scale parameter, the problem of testing for a similarity transform reduces to the problem of testing for a rotation that we consider in this section.

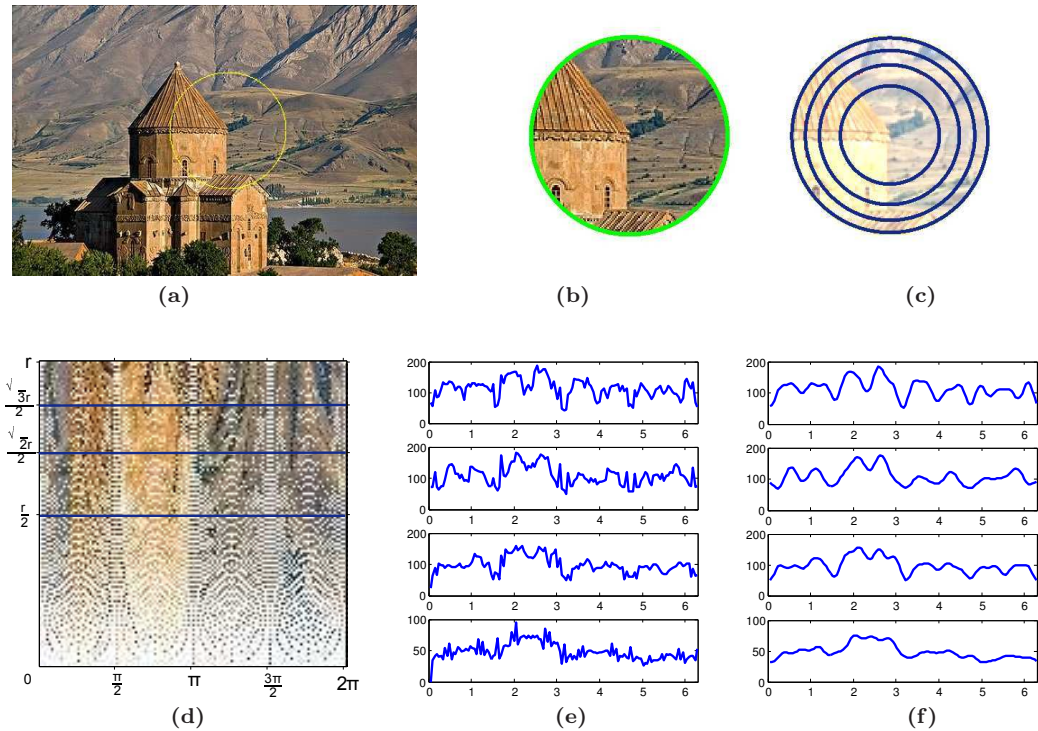


FIGURE 3. Illustration of the construction of the LoFT descriptor of a keypoint  $\mathbf{x}_0$  in an image  $I$ . Once a keypoint is chosen along with the radius of the neighborhood to be considered (a,b), we split the corresponding subimage into 4 rings of equal areas represented in (c). In (d), we plot the pixel intensities as a function of polar coordinates of the pixel. Each band corresponds to a ring in (c). The four curves in (e) are obtained by averaging the pixel intensities corresponding to the same angle within each band of (d). Smoothed versions of these curves obtained by removing high frequencies are plotted in (f).

pixels, which seems to lead to good results. Thus, we restrict the image  $I$  to the disc  $\mathcal{D}(\mathbf{x}_0, r)$  with center  $\mathbf{x}_0$  and radius  $r$ , as shown in Fig. 4 (a) and (b). Note that this disc contains approximately  $\pi r^2 > 3000$  pixels, but we will encode the restriction of  $I$  to  $\mathcal{D}(\mathbf{x}_0, r)$  by a vector of size 128.

The main idea consists in considering the function  $\mathbf{X} : [0, 2\pi] \rightarrow \mathbb{R}^4$  defined by

$$\mathbf{X}(t) = \begin{bmatrix} X_1(t) \\ \vdots \\ X_4(t) \end{bmatrix}, \quad X_i(t) = \int_{\sqrt{i-1}r/2}^{\sqrt{i}r/2} I(\mathbf{x}_0 + u[\sin(t), \cos(t)]) du, \quad i = 1, \dots, 4. \quad (18)$$

In other terms, each  $X_i(t)$  describes the behavior of  $I$  on some ring centered at  $\mathbf{x}_0$ , cf. Fig. 3(c) for an illustration. As shown in Fig. 3(e), because of noise and textures present in the images, the functions  $X_i$  are highly nonsmooth. Since the details are not necessarily very informative when matching two image regions, we suggest to smooth out the functions  $X_i$  by removing high frequency Fourier coefficients, cf. Fig. 3(f). The resulting descriptor is the vector composed of the first  $k$  Fourier coefficients

$$\mathbf{Y}_j = \frac{1}{\sqrt{2\pi}} \int_0^{2\pi} \mathbf{X}(t) e^{ijt} dt, \quad j = 1, \dots, k. \quad (19)$$

To get a descriptor of size 128 (a complex number is encoded as two real numbers corresponding to its real and imaginary parts), we chose  $k = 16$ . The computation of each element of the descriptor requires thus to evaluate an integral of the form

$$Y_j(i) = \frac{1}{\sqrt{2\pi}} \int_0^{2\pi} \int_{\sqrt{i-1}r/2}^{\sqrt{i}r/2} e^{ijt} I(\mathbf{x}_0 + u[\sin(t), \cos(t)]) du dt. \quad (20)$$



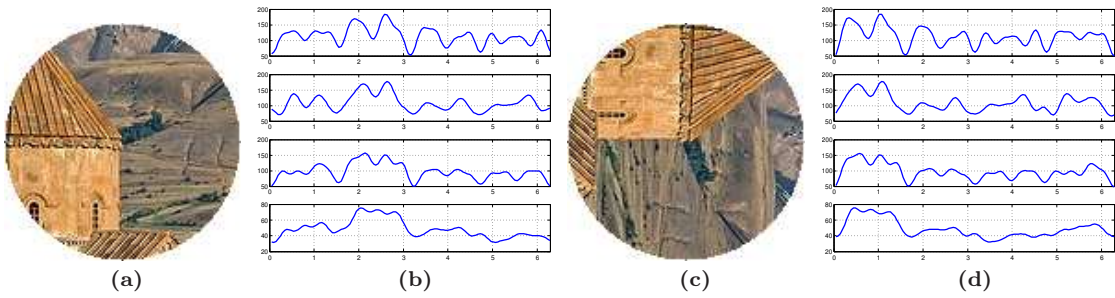


FIGURE 4. Rotated image regions correspond to shifted curves. (a) and (b) are an image region and the corresponding curves used in the definition of the LoFT descriptor. (c) is the image region (a) rotated by the angle  $\pi/4$ , the corresponding curves are depicted in (d). We clearly see that the four curves in (d) are obtained from those in (b) by shifting to left (with a shift equal to  $\pi/2 \approx 1.57$ ).

Note that we dispose only a regularly sampled version of the image  $I$  in the cartesian coordinate system. This results in a nonregular sampling in the polar coordinate system, illustrated in Fig. 3(d). The integrals are then approximated by the corresponding Riemann sums; the rings being chosen so that they contain approximately the same number of sampled points, the qualities of these approximations are roughly equivalent.

## 5.2. Matching criterion

The rationale for using this function  $\mathbf{X}$  is the following. Assume that  $\mathbf{x}_0$  and  $\mathbf{x}_0^\#$  are two true matches and that the images are observed without noise. That is to say that  $\mathbf{x}_0$  and  $\mathbf{x}_0^\#$  are two points in  $I$  and  $I^\#$ , respectively, such that if we rotate  $I$  by some angle  $\tau^*$  around  $\mathbf{x}_0$  then in the neighborhood of  $\mathbf{x}_0$  of radius  $r$  the image  $I$  coincides with  $I^\#$  in the neighborhood of  $\mathbf{x}'$ . Or, mathematically speaking,

$$I(\mathbf{x}_0 + u[\sin(t - \tau^*), \cos(t - \tau^*)]) = I^\#(\mathbf{x}_0^\# + u[\sin t, \cos t]), \quad \forall (u, t) \in [0, r] \times [0, 2\pi]. \quad (21)$$

Then, by simple integration and using (18) one checks that

$$\mathbf{X}(t - \tau^*) = \mathbf{X}^\#(t), \quad \forall t \in [0, 2\pi], \quad (22)$$

where  $\mathbf{X}^\#$  is defined in the same manner as  $\mathbf{X}$ , that is by replacing in (18)  $I$  by  $I^\#$  and  $\mathbf{x}_0$  by  $\mathbf{x}_0^\#$ . Furthermore, since these two functions are  $2\pi$ -periodic, relation (22) holds for the smoothed versions of  $\mathbf{X}$  and  $\mathbf{X}^\#$  as well.

This observation, depicted in Fig. 4, leads to the following criterion for keypoint matching based on their LoFT descriptors. Given a threshold  $\lambda > 0$  and a (estimated) noise level  $\sigma$ , we declare that the LoFT descriptors  $\mathbf{Y}$  and  $\mathbf{Y}^\#$  corresponding to the keypoints  $\mathbf{x}_0$  and  $\mathbf{x}_0^\#$  and defined by (20) match if and only if

$$\Delta := \frac{1}{4\sigma^2} \min_{\tau \in [0, 2\pi]} \sum_{j=1}^k \|\mathbf{Y}_j - e^{-ij\tau} \mathbf{Y}_j^\#\|_2^2 \leq \lambda. \quad (23)$$

According to the theoretical results established in foregoing sections, under the null hypothesis (that is when the pair  $(\mathbf{x}_0, \mathbf{x}_0^\#)$  is a true match) the test statistic  $\Delta$  is asymptotically parameter free and the limiting distribution is Gaussian with zero mean and a variance that can be easily computed. We carried out some experiments, reported in the next subsection, which seem to show that this property holds not only for small  $\sigma$ , but also for reasonably high values of it. Furthermore, substituting the true noise level by an estimated one yields sensibly similar results.

### 5.3. Experimental evaluation

To empirically assess the properties of the LoFT descriptor and the matching criterion defined in (23), we carried out some numerical experiments. All the codes and the images necessary to reproduce the results and the figures reported in this section can be freely downloaded from the website <http://imagine.enpc.fr/~dalalyan/LoFT>.

We chose two grayscale images of resolution  $300 \times 450$  that coincide up to a rotation by an angle  $\pi/2$ . We degraded these images by adding two independent white Gaussian noises of variance  $\sigma^2$ . This resulted in two noisy images  $I$  and  $I^\#$  depicted in Fig. 5 (left panels). Then we chose at random  $L = 10^4$  pairs of truly matching points  $(\mathbf{x}_\ell, \mathbf{x}_\ell^\#)$ . The only restriction made on these points is that the distance between two distinct points  $\mathbf{x}_\ell$  and  $\mathbf{x}_{\ell'}$  is at least of 5 pixel. We computed the corresponding LoFT descriptors in each image. This yielded two sets of vectors  $\{\mathbf{Y}_\ell\}$  and  $\{\mathbf{Y}_\ell^\#\}$ . Finally, the values of the test statistic  $\Delta$  were computed for the pairs  $(\mathbf{Y}_\ell, \mathbf{Y}_\ell^\#)$  and  $(\mathbf{Y}_\ell, \mathbf{Y}_{\ell+1}^\#)$ . We obtained two samples  $\delta_1, \dots, \delta_L$  and  $\delta'_1, \dots, \delta'_L$ . The first sample characterizes the behavior of the test statistic under the null (*i.e.*, for true matches), whereas the second sample characterizes the behavior of the test statistic under the alternative (false matches).

The parallel boxplots of these two samples, computed for several values of  $\sigma$ , are plotted in the right-bottom panel of Fig. 5. Two scenarios were considered: known  $\sigma$  and unknown  $\sigma$ . In the second scenario the estimator of  $\sigma$  proposed by [26] were used and injected in (23) instead of  $\sigma$ . The results of the first scenario are plotted in the first row of the right-bottom panel of Fig. 5, while those of the second scenario are in the second row. One can note that the different values for the noise level considered in these experiments are  $\sigma \in \{5, 10, 30, 60\}$ .

In the light of these figures, several observations can be made. Perhaps the most striking one is that even for a noise level as high as<sup>5</sup>  $\sigma = 30$ , there is a clear separation between the two samples. Furthermore, the top-right panel of Fig. 5 shows that the distribution of the test statistic under the null is extremely close to the Gaussian distribution, as proved in our theoretical results. Therefore, choosing as  $\lambda$  any reasonable quantile (95%, 99%, 99.9%) of this distribution results in rejecting all the false matches. In other terms, the  $p$ -values associated to the elements of the second sample, the one of false matches, are all below the level of 0.1%.

A second important observation is that the result is almost not impacted by the substitution of the true noise variance by its estimated value. This may be very useful for applying LoFT descriptors to very noisy images such as those encountered in medical imaging and astrophysics. A last observation is that when  $\sigma = 60$ , the noise is so strong that nearly 25% of false matches are classified as true matches. This is not so surprising and shows the limits of the presented approach.

To close this section, let us stress that the primary aim here was to show the applicability and the potential of the proposed approach. A more comprehensive experimental evaluation of the discriminative power of the LoFT descriptor comparing it to other state-of-the-art descriptors is the subject of an ongoing work.

## 6. Conclusion

In the present work, we provided a methodological and theoretical analysis of the curve registration problem from a statistical standpoint based on the nonparametric goodness-of-fit testing. In the case where the noise is white Gaussian and additive with a small variance, we established that the penalized log-likelihood ratio statistic is asymptotically distribution free, under the null hypothesis. This result is valid for the weighted  $l^2$ -penalization under some mild assumptions on the weights. Furthermore, we proved that the test based on the Gaussian (or chi-squared) approximation of

<sup>5</sup>Note that the standard deviation of the image intensities in this example being equal to 40.25, the signal-to-noise ratio is very small.



the penalized log-likelihood ratio statistic is consistent. These results naturally carry over to other nonparametric models for which asymptotic equivalence (in the Le Cam sense) with the Gaussian white noise has been proven. It can be interesting, however, to develop a direct inference in these models. In particular, the model of spatial Poisson processes (cf. [27]) can be of special interest because of its applications in image analysis.

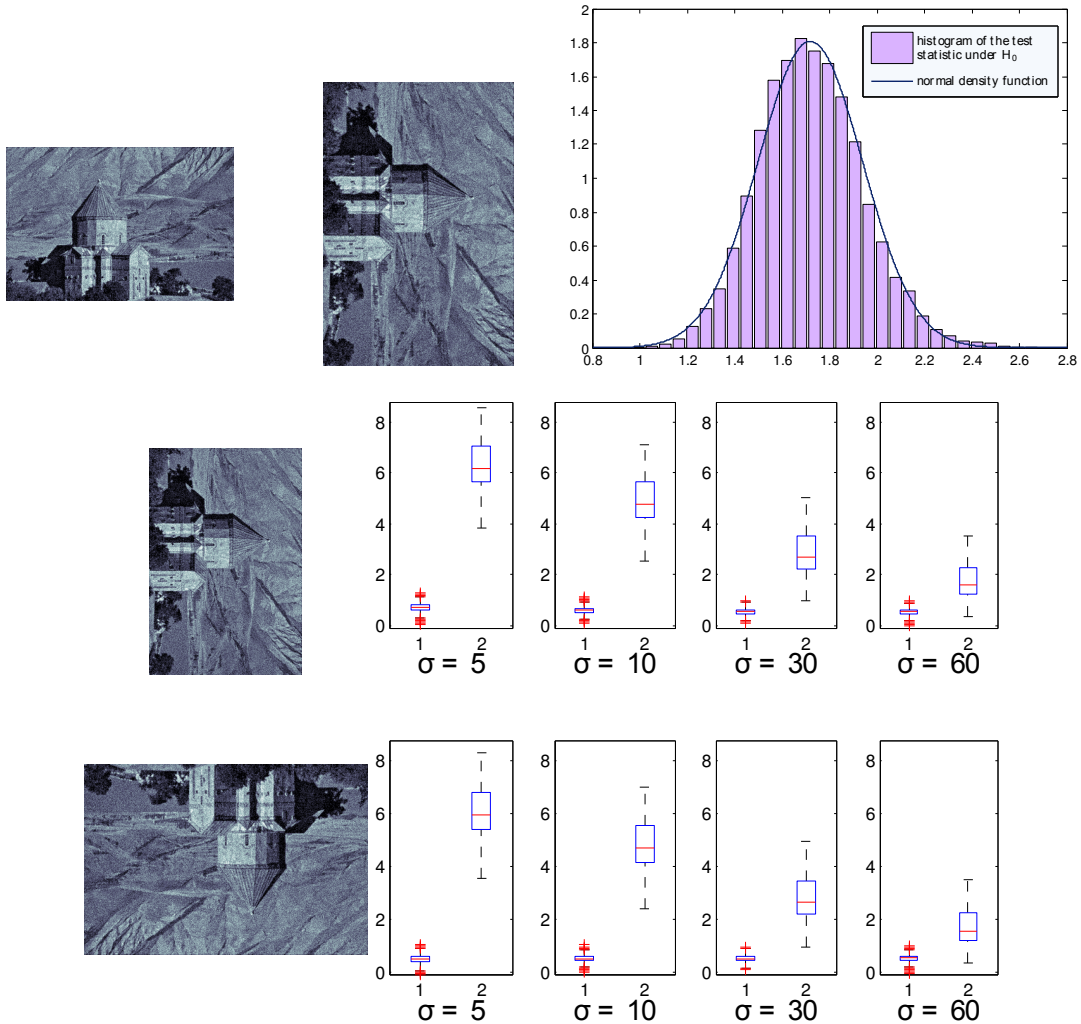


FIGURE 5. *Experimental evaluation of the discriminative power of the LoFT descriptor. Top-left and bottom-left: two noisy images used in our experiments that coincide up to a rotation by angle  $\pi/2$ . Top-right: the histogram of the test statistic  $\Delta$  (cf. (23)) computed for  $10^4$  randomly chosen pairs of truly matching points. The true noise level is equal to 30, for image intensities ranging from 0 to 255. The value of  $\sigma$  used in (23) is the estimated noise level computed by the procedure described in [26]. One can observe that the distribution is very close to a Gaussian one. Bottom-right: the boxplots of the test statistic  $\Delta$  for true matches and for false matches computed for different noise levels. In the first (top) row the true  $\sigma$  is used in (23), while in the second row we used the estimator provided by [26]. A remarkable property is that the boxplots under  $\mathbf{H}_0$  are almost not impacted by the change of  $\sigma$ . It is also noteworthy that the boxplots of true matches are well separated from those of false matches for all values of  $\sigma$  except for  $\sigma = 60$ .*

Some important issues closely related to the present work have not been treated here and will be done in near future. Perhaps the most important one is to determine the minimax rate of separation of the null hypothesis from the alternative. The results we have shown tell us that this rate is not slower than  $\sigma_*^{1/2}(\log \sigma_*^{-1})^{1/4}$ . However, it is very likely that this latter rate is suboptimal. There is a large body of literature on the topic of minimax rates of separation (cf. the

book by Ingster and Suslina [28] and the references therein), but they mainly concentrate on the case of a simple null hypothesis. We expect that the composite character of the null hypothesis in our set-up will slow down the rate of convergence at least by a logarithmic factor. The adaptive choice of the tuning parameter  $N_{\sigma_*}$  is another central issue that has not been answered in the present paper. We envisage to tackle this issue in a future work.

Finally, we demonstrated that the main ideas introduced in the present work lead to a new local descriptor for digital images tailored to testing for rotation between two image regions. The optimization of the implementation of this descriptor and its more systematic evaluation on various benchmark datasets used in computer vision is another promising direction of future research.

## Appendix A: Proofs of the theorems

The proof of Wilks' phenomenon is divided into several parts. First we assume that  $\mathbf{H}_0$  is true and study the convergence of the pseudo-estimator  $\hat{\tau}$  (of the shift  $\bar{\tau}^*$ ) defined as the maximizer of the log-likelihood over the interval  $[\bar{\tau}^* - \pi, \bar{\tau}^* + \pi]$ . Here,  $\bar{\tau}^*$  is an element of  $[0, 2\pi[$  such that  $c_j = e^{-ij\bar{\tau}^*} c_j^\#$ , for all  $j \geq 1$ .

### A.1. Maximizer of the log-likelihood

**Proposition 1.** *Let  $\mathbf{c} \in \mathcal{F}_{1,L}$  and  $|c_1| > 0$ . If the shrinkage weights  $\nu_j$  satisfy conditions (A) and (B), then the solution  $\hat{\tau}$  to the optimization problem*

$$\hat{\tau} = \arg \max_{\tau: |\tau - \bar{\tau}^*| \leq \pi} M(\tau), \quad \text{with} \quad M(\tau) = \sum_{j \geq 1} \nu_j \operatorname{Re}(e^{ij\tau} Y_j \overline{Y_j^\#})$$

satisfies the asymptotic relation

$$|\hat{\tau} - \bar{\tau}^*| = \sigma_* \sqrt{\log N_{\sigma_*}} (1 + \sigma_* N_{\sigma_*}^{3/2}) O_P(1), \quad \text{as } \sigma_* \rightarrow 0.$$

*Proof of Proposition 1.* Throughout this proof, we work under the null hypothesis  $\mathbf{H}_0$ . If we set  $\eta_j = e^{-ij\bar{\tau}^*} \epsilon_j$  and  $\eta_j^\# = \epsilon_j^\#$ , we can write the decomposition

$$M(\tau) - \mathbf{E}[M(\tau)] = \sigma_* S(\tau) + \sigma \sigma^\# D(\tau + \bar{\tau}^*),$$

where

$$S(\tau) = \sum_{j \geq 1} \nu_j \operatorname{Re} \left\{ e^{ij\tau} \left( \frac{\sigma}{\sigma_*} \overline{c_j} \eta_j + \frac{\sigma^\#}{\sigma_*} c_j \overline{\eta_j^\#} \right) \right\}, \quad D(\tau) = \sum_{j \geq 1} \nu_j \operatorname{Re} (e^{ij\tau} \eta_j \overline{\eta_j^\#}).$$

Furthermore, the expectation of  $M(\tau)$  is given by  $\mathbf{E}[M(\tau)] = \sum_{j \geq 1} \nu_j |c_j|^2 \cos[j(\tau - \bar{\tau}^*)]$ . In what follows, for every function  $f : \mathbb{R} \rightarrow \mathbb{R}$ , we denote by  $\|f\|_\infty$  the supremum over  $\mathbb{R}$  of the function  $f$ .

On the one hand, using the assumption  $|c_1| > 0$  along with condition (A), we get that for every  $\tau \in [\bar{\tau}^* - \pi, \bar{\tau}^* + \pi]$  it holds

$$\frac{\mathbf{E}[M(\tau)] - \mathbf{E}[M(\bar{\tau}^*)]}{(\tau - \bar{\tau}^*)^2} \leq -\nu_1 |c_1|^2 \frac{1 - \cos(\tau - \bar{\tau}^*)}{(\tau - \bar{\tau}^*)^2} \leq -\frac{2|c_1|}{\pi^2} \triangleq C < 0.$$

Therefore,

$$\begin{aligned} M(\tau) - M(\bar{\tau}^*) &= \mathbf{E}[M(\tau)] - \mathbf{E}[M(\bar{\tau}^*)] + \sigma_* [S(\tau) - S(\bar{\tau}^*)] + \sigma \sigma^\# [D(\tau) - D(\bar{\tau}^*)] \\ &\leq -C |\tau - \bar{\tau}^*|^2 + \sigma_* |\tau - \bar{\tau}^*| \cdot \|S'\|_\infty + \sigma_*^2 |\tau - \bar{\tau}^*| \cdot \|D'\|_\infty \\ &= |\tau - \bar{\tau}^*| \{ \sigma_* \|S'\|_\infty + \sigma_*^2 \|D'\|_\infty - C |\tau - \bar{\tau}^*| \}. \end{aligned}$$

Replacing in this inequality  $\tau$  by  $\hat{\tau}$  and using that  $M(\hat{\tau}) - M(\bar{\tau}^*) \geq 0$ , we get

$$|\hat{\tau} - \bar{\tau}^*| \leq C^{-1} \{ \sigma_* \|S'\|_\infty + \sigma_*^2 \|D'\|_\infty \}. \quad (24)$$

On the other hand, we have

$$S'(\tau) = \frac{\sqrt{\sigma^2 + \sigma^{\#2}}}{\sigma_*} \sum_{j \geq 1} j |c_j| \nu_j \operatorname{Re}(e^{ij\tau} \zeta_j),$$

where  $\zeta_j$  are i.i.d. complex valued random variables, whose real and imaginary parts are independent standard Gaussian random variables. Therefore, the large deviations of the sup-norm of  $S'$  can be controlled using the following lemma.

**Lemma 1.** *Let  $\mathbf{s} = (s_1, \dots, s_N)$  be a vector from  $\mathbb{R}^N$  and let  $\{\xi_j\}$  and  $\{\xi'_j\}$  be two independent sequences of i.i.d.  $\mathcal{N}(0, 1)$  random variables. The sup-norm of the function  $Z(t) = \sum_{j=1}^N s_j \{\cos(jt)\xi_j + \sin(jt)\xi'_j\}$ , satisfies*

$$\mathbf{P}(\|Z\|_\infty \geq \|\mathbf{s}\|_2 x) \leq (N+1)e^{-x^2/2}, \quad \forall x > 0.$$

*Proof.* See Appendix C. □

To apply this result to  $Z(t) = S'(t)$ , we choose  $s_j = \frac{\sqrt{\sigma^2 + \sigma^{\#2}}}{\sigma_*} j |c_j| \nu_j$ , which leads to a vector  $\mathbf{s} = (s_1, \dots, s_{N_{\sigma_*}})$  with Euclidean norm

$$\|\mathbf{s}\|_2^2 = \frac{\sigma^2 + \sigma^{\#2}}{\sigma_*^2} \sum_{j=1}^{N_{\sigma_*}} j^2 |c_j|^2 \nu_j^2 \leq 2L^2.$$

The last inequality follows from the fact that  $\mathbf{c} \in \mathcal{F}_{1,L}$ ,  $\sigma_* = \max(\sigma, \sigma^\#)$  and  $\nu_j \in [0, 1]$  for every  $j$ . Using this bound, Lemma 1 and the fact that  $N_{\sigma_*} \geq 1$ , we get that the inequality

$$\mathbf{P}\left(\|S'\|_\infty \geq 2L\sqrt{\log(4N_{\sigma_*}/\alpha)}\right) \leq \frac{\alpha}{2} \quad (25)$$

holds true for every  $\alpha \in (0, 1)$ .

Finally, the large deviations of the term  $\|D'\|_\infty$  are controlled by the following lemma.

**Lemma 2.** *Let  $N$  be some positive integer and let  $\eta_j, \eta_j^\#, j = 1, \dots, N$  be independent complex valued random variables such that their real and imaginary parts are independent standard Gaussian variables. Let  $\mathbf{s} = (s_1, \dots, s_N)$  be a vector of real numbers. Denote  $Z(t) = \sum_{j=1}^N s_j \operatorname{Re}(e^{ijt} \eta_j \eta_j^\#)$  for every  $t$  in  $[0, 2\pi]$  and  $\|Z\|_\infty = \sup_{t \in [0, 2\pi]} |Z(t)|$ . Then,*

$$\mathbf{P}\left\{\|Z\|_\infty > \sqrt{2}x(\|\mathbf{s}\|_2 + y\|\mathbf{s}\|_\infty)\right\} \leq (N+1)e^{-x^2/2} + e^{-y^2/2}, \quad \forall x, y > 0.$$

*Proof.* See Appendix C. □

In order to bound the sup-norm of  $D'(\cdot)$  using Lemma 2, we set  $N = N_{\sigma_*}$  and  $s_j = j\nu_j$  for all  $j = 1, \dots, N_{\sigma_*}$ . This yields  $\|\mathbf{s}\|_2 \leq N_{\sigma_*}^{3/2}$  and  $\|\mathbf{s}\|_\infty \leq N_{\sigma_*}$ . Therefore,

$$\mathbf{P}\left\{\|D'\|_\infty > \sqrt{2}xN_{\sigma_*}(\sqrt{N_{\sigma_*}} + y)\right\} \leq (N_{\sigma_*} + 1)e^{-x^2/2} + e^{-y^2/2}, \quad \forall x, y > 0. \quad (26)$$

For any  $\alpha \in (0, 1)$ , choosing  $x = \sqrt{2\log(8N_{\sigma_*}/\alpha)}$  and  $y = \sqrt{2\log(4/\alpha)}$ , we arrive at

$$\mathbf{P}\left\{\|D'\|_\infty > 2N_{\sigma_*}\sqrt{\log(8N_{\sigma_*}/\alpha)}(\sqrt{N_{\sigma_*}} + \sqrt{\log(4/\alpha)})\right\} \leq \frac{\alpha}{2}. \quad (27)$$

Inequalities (24), (25) and (27) imply that  $|\hat{\tau} - \bar{\tau}^*|$  is, in probability, at most of the order  $\sigma_*\sqrt{\log N_{\sigma_*}}(1 + \sigma_*N_{\sigma_*}^{3/2})$ . □

## A.2. Proof of Theorem 1

One can check that, under  $\mathbf{H}_0$ ,

$$\Delta_{\sigma_*}(\mathbf{Y}^{\bullet, \#}) = \frac{1}{2(\sigma^2 + (\sigma^\#)^2)} \min_{\tau \in [0, 2\pi[} \left[ \sum_{j=1}^{+\infty} \nu_j |Y_j - e^{-ij\tau} Y_j^\#|^2 \right] \quad (28)$$

$$= \frac{1}{2(\sigma^2 + (\sigma^\#)^2)} \min_{|\tau - \bar{\tau}^*| \leq \pi} \{D_{\sigma_*}(\tau) + 2C_{\sigma_*}(\tau) + P_{\sigma_*}(\tau)\}, \quad (29)$$

where we have used the notation:

$$D_{\sigma_*}(\tau) = \sum_{j=1}^{+\infty} \nu_j |c_j|^2 |1 - e^{-ij(\tau - \bar{\tau}^*)}|^2, \quad (\text{deterministic term})$$

$$C_{\sigma_*}(\tau) = \sum_{j=1}^{+\infty} \nu_j \operatorname{Re} [c_j (1 - e^{-ij(\tau - \bar{\tau}^*)}) (\overline{\sigma \bar{\epsilon}_j - e^{-ij\tau} \sigma^\# \epsilon_j^\#})], \quad (\text{cross term})$$

$$P_{\sigma_*}(\tau) = \sum_{j=1}^{+\infty} \nu_j |\sigma \bar{\epsilon}_j - e^{-ij\tau} \sigma^\# \epsilon_j^\#|^2. \quad (\text{principal term})$$

(Since  $\mathbf{H}_0$  is assumed satisfied, there exists  $\bar{\tau}^* \in [0, 2\pi[$  such that  $c_j = e^{-ij\bar{\tau}^*} c_j^\#$  for all  $j \geq 1$ .) We denote by  $\hat{\tau}$  the pseudo-estimator of  $\bar{\tau}^*$  defined as the minimizer of the right-hand side of (28) over the interval  $[\bar{\tau}^* - \pi, \bar{\tau}^* + \pi]$  and study the asymptotic behavior of the terms  $D_{\sigma_*}$ ,  $C_{\sigma_*}$  and  $P_{\sigma_*}$  separately.

For the deterministic term, in view of Proposition 1, it holds that

$$\begin{aligned} |D_{\sigma_*}(\hat{\tau})| &\leq \sum_{j=1}^{+\infty} j^2 \nu_j |c_j|^2 (\hat{\tau} - \bar{\tau}^*)^2 \leq (\hat{\tau} - \bar{\tau}^*)^2 \sum_{j=1}^{+\infty} j^2 |c_j|^2 \leq L^2 (\hat{\tau} - \bar{\tau}^*)^2 \\ &= \{\sigma_*^2 (1 + \sigma_*^2 N_{\sigma_*}^3) \log N_{\sigma_*}\} O_p(1). \end{aligned} \quad (30)$$

Let us turn now to the cross term. As  $C_{\sigma_*}(\bar{\tau}^*) = 0$ , we have

$$|C_{\sigma_*}(\hat{\tau})| \leq |\hat{\tau} - \bar{\tau}^*| \cdot \|C'_{\sigma_*}\|_\infty.$$

Furthermore, if we define  $\xi_j$  and  $\xi'_j$  as respectively the real and the imaginary parts of the random variable  $\frac{c_j}{|c_j| \sqrt{\sigma^2 + \sigma^{\#2}}} (\sigma \bar{\epsilon}_j - e^{ij\bar{\tau}^*} \sigma^\# \epsilon_j^\#)$ , we get

$$C'_{\sigma_*}(\bar{\tau}^* + t) = \sqrt{\sigma^2 + \sigma^{\#2}} \sum_{j=1}^{+\infty} j \nu_j |c_j| [\sin(jt) \xi_j + \cos(jt) \xi'_j], \quad \forall t \in \mathbb{R}.$$

Using Lemma 1, we check that  $\|C'_{\sigma_*}\|_\infty$  is, in probability, of the order  $\{\sigma_* \sqrt{\log N_{\sigma_*}}\}$ . Therefore, in view of Proposition 1, it holds that

$$|C_{\sigma_*}(\hat{\tau})| = \{\sigma_*^2 (1 + \sigma_* N_{\sigma_*}^{3/2}) \log N_{\sigma_*}\} O_p(1).$$

Let us study the last term,  $P_{\sigma_*}(\tau) = \sum_{j=1}^{+\infty} \nu_j |\sigma \bar{\epsilon}_j - e^{-ij\tau} \sigma^\# \epsilon_j^\#|^2$ , which will determine the asymptotic behavior of the test statistic. Denoting  $\eta_j = e^{ij\bar{\tau}^*} \epsilon_j$  and  $\eta_j^\# = \epsilon_j^\#$ , we can rewrite this term as  $P_{\sigma_*}(\tau) = \sum_{j=1}^{+\infty} \nu_j |\sigma \eta_j - e^{-ij(\tau - \bar{\tau}^*)} \sigma^\# \eta_j^\#|^2$ . We wish to prove that under the null hypothesis  $\mathbf{H}_0$ , if conditions **(A)**, **(B)**,  $N_{\sigma_*} \rightarrow +\infty$  and  $\sigma_*^2 N_{\sigma_*}^{5/2} \log(N_{\sigma_*}) = o_P(1)$  are fulfilled, then

$$T_{\sigma_*}(\hat{\tau}) = \frac{P_{\sigma_*}(\hat{\tau}) - 2(\sigma^2 + (\sigma^\#)^2) \sum_{k \geq 1} \nu_k}{2(\sigma^2 + (\sigma^\#)^2) (\sum_{k \geq 1} \nu_k^2)^{1/2}} \xrightarrow[\sigma_* \rightarrow 0]{\mathcal{D}} \mathcal{N}(0, 1).$$

To check this property, we decompose the principal term as follows:

$$T_{\sigma_*}(\hat{\tau}) = T_{\sigma_*}(\bar{\tau}^*) + \underbrace{\frac{P_{\sigma_*}(\hat{\tau}) - P_{\sigma_*}(\bar{\tau}^*)}{2(\sigma^2 + (\sigma^\#)^2)(\sum_{k \geq 1} \nu_k^2)^{\frac{1}{2}}}}_{R_{\sigma_*}(\hat{\tau})}.$$

We start by writing  $T_{\sigma_*}(\bar{\tau}^*)$  as

$$T_{\sigma_*}(\bar{\tau}^*) = \sum_{j=1}^{N_{\sigma_*}} X_{j,\sigma_*}, \quad \text{with} \quad X_{j,\sigma_*} = \frac{\nu_j}{2\|\boldsymbol{\nu}\|_2} \left( \left| \frac{\sigma \eta_j - \sigma^\# \eta_j^\#}{(\sigma^2 + (\sigma^\#)^2)^{1/2}} \right|^2 - 2 \right),$$

and by applying the Berry-Esseen inequality [34, Theorem 5.4], which is valid since the  $X_{j,\sigma_*}$ 's are independent random variables with mean 0 and finite third moment. Furthermore, we have

$$B_{\sigma_*} = \sum_{j=1}^{N_{\sigma_*}} \mathbf{Var}(X_{j,\sigma_*}) = 1, \quad \text{and} \quad L_{\sigma_*} = B_{\sigma_*}^{-\frac{3}{2}} \sum_{j=1}^{N_{\sigma_*}} \mathbf{E}|X_{j,\sigma_*}|^3 \leq C N_{\sigma_*}^{-\frac{1}{2}}.$$

Therefore, the Berry-Esseen inequality yields

$$\sup_x |F_{\sigma_*}(x) - \Phi(x)| \leq K L_{\sigma_*},$$

where  $F_{\sigma_*}(x) = \mathbf{P}(B_{\sigma_*}^{-\frac{1}{2}} \sum_{j=1}^{N_{\sigma_*}} X_{j,\sigma_*} < x)$ ,  $\Phi$  is the c.d.f. of the standard Gaussian distribution and  $K$  is an absolute constant. Hence

$$T_{\sigma_*}(\bar{\tau}^*) \xrightarrow[\sigma_* \rightarrow 0]{\mathcal{D}} \mathcal{N}(0, 1).$$

It remains to prove that  $R_{\sigma_*}(\hat{\tau})$  tends to 0 in probability, which—in view of Slutski's lemma—will be sufficient for completing the proof. By the mean value theorem, there exists some real number  $t$  between  $\hat{\tau}$  and  $\bar{\tau}^*$  such that

$$\begin{aligned} R_{\sigma_*}(\hat{\tau}) &= \frac{\sigma \sigma^\#}{\sigma^2 + (\sigma^\#)^2} \sum_{j=1}^{+\infty} \frac{\nu_j}{\|\boldsymbol{\nu}\|_2} \operatorname{Re}(\eta_j \bar{\eta}_j^\# (e^{ij(\hat{\tau} - \bar{\tau}^*)} - 1)) \\ &= \frac{\sigma \sigma^\#}{\sigma^2 + (\sigma^\#)^2} \sum_{j=1}^{N_{\sigma_*}} \frac{j \nu_j (\hat{\tau} - \bar{\tau}^*)}{\|\boldsymbol{\nu}\|_2} \operatorname{Re}(e^{ijt} \eta_j \bar{\eta}_j^\#). \end{aligned}$$

Then, by virtue of Lemma 2,

$$\begin{aligned} |R_{\sigma_*}(\hat{\tau})| &\leq \frac{\sigma \sigma^\# |\hat{\tau} - \bar{\tau}^*|}{(\sigma^2 + (\sigma^\#)^2) \|\boldsymbol{\nu}\|_2} \sup_{t \in [0, 2\pi]} \left| \sum_{j=1}^{N_{\sigma_*}} j \nu_j \operatorname{Re}(e^{ijt} \eta_j \bar{\eta}_j^\#) \right| \\ &= \{\sigma_* (1 + \sigma_* N_{\sigma_*}^{3/2}) N_{\sigma_*} \log N_{\sigma_*}\} \cdot O_P(1). \end{aligned}$$

Hence,  $R_{\sigma_*}(\hat{\tau}) = o_P(1)$  and the desired result follows.

### A.3. Power of the test

The aim of this section is to present a proof of Theorem 2. To this end, we study the test statistic  $T_{\sigma_*} = (\Delta_{\sigma_*}(\mathbf{Y}^{\bullet, \#}) - \|\boldsymbol{\nu}\|_1) / \|\boldsymbol{\nu}\|_2$ , and show that it tends to  $+\infty$  in probability under  $\mathbf{H}_1$ . Actually,

the hypothesis  $\mathbf{H}_1$  will be supposed to be satisfied throughout this section. It holds true that:

$$\begin{aligned}\Delta_{\sigma_*}(\mathbf{Y}^{\bullet, \#}) &= \frac{1}{\sigma_*^2} \min_{\tau \in [0, 2\pi]} \sum_{j \geq 1} \nu_j |Y_j - e^{-ij\tau} Y_j^\#|^2 \\ &= \frac{1}{\sigma_*^2} \min_{\tau \in [0, 2\pi]} \sum_{j \geq 1} \nu_j \left| (c_j - e^{-ij\tau} c_j^\#) + (\sigma \epsilon_j - e^{-ij\tau} \sigma^\# \epsilon_j^\#) \right|^2 \\ &\geq \frac{1}{\sigma_*^2} \min_{\tau \in [0, 2\pi]} \left\{ \sum_{j \geq 1} \nu_j |c_j - e^{-ij\tau} c_j^\#|^2 \right\} \\ &\quad - \frac{2}{\sigma_*} \max_{\tau \in [0, 2\pi]} \left\{ \sum_{j \geq 1} \nu_j |c_j - e^{-ij\tau} c_j^\#| \cdot (|\epsilon_j| + |\epsilon_j^\#|) \right\}.\end{aligned}$$

Let us focus on the first term. Denoting  $\delta_{\sigma_*} = \min\{j \geq 1, \nu_j < \bar{c}\}$ , we get by condition **(C)** that  $\delta_{\sigma_*} \rightarrow +\infty$ , which implies

$$\begin{aligned}\min_{\tau \in [0, 2\pi]} \sum_{j \geq 1} \nu_j |c_j - e^{-ij\tau} c_j^\#|^2 &\geq \bar{c} \min_{\tau \in [0, 2\pi]} \sum_{j=1}^{\delta_{\sigma_*}} |c_j - e^{-ij\tau} c_j^\#|^2 \\ &\geq \bar{c} \left( \min_{\tau \in [0, 2\pi]} \sum_{j=1}^{+\infty} |c_j - e^{-ij\tau} c_j^\#|^2 - 4L^2 \delta_{\sigma_*}^{-2} \right) \\ &\geq \bar{c} (\rho - 4L^2 \delta_{\sigma_*}^{-2}).\end{aligned}$$

For the second term, we use that for every  $\tau$  it holds that

$$\begin{aligned}\sum_{j \geq 1} \nu_j |c_j - e^{-ij\tau} c_j^\#| \cdot |\epsilon_j - e^{-ij\tau} \epsilon_j^\#| &\leq \max_{j=1, \dots, N_{\sigma_*}} (|\epsilon_j| \vee |\epsilon_j^\#|) \sum_{j=1}^{N_{\sigma_*}} (|c_j| + |c_j^\#|) \\ &= O_P(\sqrt{\log N_{\sigma_*}}) \sum_{j=1}^{N_{\sigma_*}} (|c_j| + |c_j^\#|).\end{aligned}$$

Furthermore, using the Cauchy-Schwarz inequality, we get

$$\sum_{j=1}^{N_{\sigma_*}} (|c_j| + |c_j^\#|) \leq \left( \sum_{j=1}^{N_{\sigma_*}} j^{-2} \right)^{1/2} \left( \sum_{j=1}^{N_{\sigma_*}} j^2 (|c_j| + |c_j^\#|)^2 \right)^{1/2} \leq 3L.$$

Therefore,

$$\max_{\tau \in [0, 2\pi]} \sum_{j \geq 1} \nu_j |c_j - e^{-ij\tau} c_j^\#| \cdot |\epsilon_j - e^{-ij\tau} \epsilon_j^\#| = O_P(\sqrt{\log N_{\sigma_*}}).$$

Combining all these estimates, we get

$$T_{\sigma_*} = \frac{\Delta_{\sigma_*}(\mathbf{Y}^{\bullet, \#}) - \|\boldsymbol{\nu}\|_1}{\|\boldsymbol{\nu}\|_2} \geq \frac{\bar{c}\rho - 4L\bar{c}\delta_{\sigma_*}^{-2} - O_P(\sigma_* \sqrt{\log N_{\sigma_*}}) - \sigma_*^2 N_{\sigma_*}}{\sigma_*^2 \sqrt{N_{\sigma_*}}} \xrightarrow{P} +\infty$$

in view of the convergences  $\delta_{\sigma_*} \rightarrow \infty$ ,  $N_{\sigma_*} \rightarrow \infty$  and  $\sigma_*^2 N_{\sigma_*} \rightarrow 0$  as  $\sigma_* \rightarrow 0$ .

## Appendix B: Proof of Theorem 3

Throughout this proof, we assume that  $\mathbf{H}_0$  is fulfilled, that is for some  $\bar{\tau}^* \in [0, 2\pi[$ , the relation  $c_j = e^{-ij\bar{\tau}^*} c_j^\#$  holds for every  $j \in \mathbb{N}$ . One easily checks that

$$\min_{\tau \in [0, 2\pi[} \frac{\|\mathbf{Y} - e(\tau) \circ \mathbf{Y}^\#\|_{2, \boldsymbol{\nu}}^2}{2(\sigma^2 + \sigma^{\#2})} \leq \frac{\|\mathbf{Y} - e(\bar{\tau}^*) \circ \mathbf{Y}^\#\|_{2, \boldsymbol{\nu}}^2}{2(\sigma^2 + \sigma^{\#2})} = \|\boldsymbol{\nu}\|_1 + \frac{1}{2} \sum_{j=1}^p \nu_j (|\xi_j|^2 - 2). \quad (31)$$

where  $\xi_j = (\sigma\epsilon_j - \sigma^\#e^{-ij\bar{\tau}^*}\epsilon_j^\#)/(\sigma^2 + \sigma^{\#2})^{1/2}$  for every  $j \in \mathbb{N}$ . Therefore, using the notation  $\hat{U}_{\sigma,\sigma^\#} = \frac{2(\sigma^2 + \sigma^{\#2})\|1-\nu\|_1}{\|\mathbf{Y}\|_{2,1-\nu}^2 + \|\mathbf{Y}^\#\|_{2,1-\nu}^2}$  and  $Z_{\sigma,\sigma^\#} = \sum_{j=1}^p \frac{\nu_j}{2\|\nu\|_2}(|\xi_j|^2 - 2)$ , we get

$$\begin{aligned} T(\mathbf{Y}^{\bullet,\#}) &= \frac{\hat{U}_{\sigma,\sigma^\#}}{\|\nu\|_2} \min_{\tau \in [0, 2\pi[} \frac{\|\mathbf{Y} - \mathbf{e}(\tau) \circ \mathbf{Y}^\#\|_{2,\nu}^2}{2(\sigma^2 + \sigma^{\#2})} - \frac{\|\nu\|_1}{\|\nu\|_2} \\ &\leq \hat{U}_{\sigma,\sigma^\#} \left( \frac{\|\nu\|_1}{\|\nu\|_2} + \sum_{j=1}^p \frac{\nu_j}{2\|\nu\|_2} (|\xi_j|^2 - 2) \right) - \frac{\|\nu\|_1}{\|\nu\|_2} \\ &= Z_{\sigma,\sigma^\#} + (\hat{U}_{\sigma,\sigma^\#} - 1) \left( \frac{\|\nu\|_1}{\|\nu\|_2} + Z_{\sigma,\sigma^\#} \right). \end{aligned} \quad (32)$$

Since the random variables  $Z_{\sigma,\sigma^\#}$  tend in distribution to  $\mathcal{N}(0, 1)$  as  $\sigma_* \rightarrow 0$ , and  $\frac{\|\nu\|_2}{\|\nu\|_1} \leq \frac{\|\nu\|_2}{\|\nu\|_2} \leq (\underline{c}N_{\sigma_*})^{-1/2}$ , we arrive at

$$T(\mathbf{Y}^{\bullet,\#}) \leq Z_{\sigma,\sigma^\#} + (\hat{U}_{\sigma,\sigma^\#} - 1) \frac{\|\nu\|_1}{\|\nu\|_2} (1 + O_P(N_{\sigma_*}^{-1/2})). \quad (33)$$

To complete the proof, we study the behavior of  $\hat{U}_{\sigma,\sigma^\#}$  as  $\sigma_* \rightarrow 0$ . To this end, we define

$$\begin{aligned} Z'_{\sigma,\sigma^\#} &= \frac{\sigma^2(2\|1-\nu\|_1 - \|\epsilon\|_{2,1-\nu}^2) + \sigma^{\#2}(2\|1-\nu\|_1 - \|\epsilon^\#\|_{2,1-\nu}^2)}{2(\sigma^2 + \sigma^{\#2})\|1-\nu\|_2}, \\ Z''_{\sigma,\sigma^\#} &= \frac{\langle \mathbf{c}, \sigma\epsilon + \sigma^\#\mathbf{e}(\bar{\tau}^*) \circ \epsilon^\# \rangle_{1-\nu}}{\|\mathbf{c}\|_{2,(1-\nu)^2}(\sigma^2 + \sigma^{\#2})^{1/2}}. \end{aligned}$$

We have

$$\begin{aligned} \hat{U}_{\sigma,\sigma^\#}^{-1} &= 1 + \frac{\|\mathbf{Y}\|_{2,1-\nu}^2 + \|\mathbf{Y}^\#\|_{2,1-\nu}^2 - 2(\sigma^2 + \sigma^{\#2})\|1-\nu\|_1}{2(\sigma^2 + \sigma^{\#2})\|1-\nu\|_1} \\ &= 1 - \frac{\|1-\nu\|_2}{\|1-\nu\|_1} Z'_{\sigma,\sigma^\#} + \frac{2\|\mathbf{c}\|_{2,1-\nu}^2 + 2\|\mathbf{c}\|_{2,(1-\nu)^2}(\sigma^2 + \sigma^{\#2})^{1/2} Z''_{\sigma,\sigma^\#}}{2(\sigma^2 + \sigma^{\#2})\|1-\nu\|_1}. \end{aligned} \quad (34)$$

To evaluate the last term, we use the inequality  $\|\mathbf{c}\|_{2,1-\nu}^2 = \sum_j (1 - \nu_j) |c_j|^2 \leq [\max_{j \geq 1} j^{-2} (1 - \nu_j)] \sum_j j^2 |c_j|^2 \leq c' L N_{\sigma_*}^{-2}$ . Taking into account the facts that  $\sigma_* N_{\sigma_*} \rightarrow 0$ ,  $Z''_{\sigma,\sigma^\#} \sim \mathcal{N}(0, 2)$  and  $\|\mathbf{c}\|_{2,(1-\nu)^2}^2 = \sum_j (1 - \nu_j)^2 |c_j|^2 \leq \|\mathbf{c}\|_{2,1-\nu}^2 \leq c' L N_{\sigma_*}^{-2}$ , we get

$$\begin{aligned} \hat{U}_{\sigma,\sigma^\#}^{-1} &= 1 - \frac{\|1-\nu\|_2}{\|1-\nu\|_1} Z'_{\sigma,\sigma^\#} + \frac{O((\sigma_* N_{\sigma_*})^{-2}) + O_P((\sigma_* N_{\sigma_*})^{-1})}{\|1-\nu\|_1} \\ &= 1 - \frac{\|1-\nu\|_2}{\|1-\nu\|_1} Z'_{\sigma,\sigma^\#} + \frac{O_P(1)}{(\sigma_* N_{\sigma_*})^2 \|1-\nu\|_1} \\ &= 1 - \frac{\|1-\nu\|_2}{\|1-\nu\|_1} \left( Z'_{\sigma,\sigma^\#} + \frac{O_P(1)}{(\sigma_* N_{\sigma_*})^2 \|1-\nu\|_2} \right). \end{aligned}$$

Finally, using the inequality  $\|1-\nu\|_1 \geq p - N_{\sigma_*}$ , we get that

$$\hat{U}_{\sigma,\sigma^\#}^{-1} = 1 - \frac{\|1-\nu\|_2}{\|1-\nu\|_1} Z'_{\sigma,\sigma^\#} + \frac{O_P(1)}{(p - N_{\sigma_*})(\sigma_* N_{\sigma_*})^2}. \quad (35)$$

On the other hand, since  $\nu_j \in [0, 1]$  for every  $j$  and  $\nu_j = 0$  for  $j \geq N_{\sigma_*}$ , we have  $\|1-\nu\|_2 \leq \|1-\nu\|_1^{1/2} = \frac{\|1-\nu\|_1}{\|1-\nu\|_1^{1/2}} \leq \|1-\nu\|_1 / (p - N_{\sigma_*})^{1/2}$ . In particular, relation (35) in conjunction with the condition  $(p - N_{\sigma_*})^{1/2} (\sigma_* N_{\sigma_*})^2 \rightarrow +\infty$  implies that  $|\hat{U}_{\sigma,\sigma^\#}^{-1} - 1| \leq \frac{\|1-\nu\|_2}{\|1-\nu\|_1} (|Z'_{\sigma,\sigma^\#}| + o_P(1)) =$

$(p - N_{\sigma_*})^{-1/2} O_P(1)$  and, therefore,  $\hat{U}_{\sigma, \sigma^\#} = 1 + (p - N_{\sigma_*})^{-1/2} O_P(1) = 1 + O_P(N_{\sigma_*}^{-1/2})$ . Combining this with (35) and (33), we arrive at

$$\begin{aligned}
T(\mathbf{Y}^{\bullet, \#}) &\leq Z_{\sigma, \sigma^\#} - \hat{U}_{\sigma, \sigma^\#} (\hat{U}_{\sigma, \sigma^\#}^{-1} - 1) \frac{\|\boldsymbol{\nu}\|_1}{\|\boldsymbol{\nu}\|_2} (1 + O_P(N_{\sigma_*}^{-1/2})) \\
&= Z_{\sigma, \sigma^\#} + (1 - \hat{U}_{\sigma, \sigma^\#}^{-1}) \frac{\|\boldsymbol{\nu}\|_1}{\|\boldsymbol{\nu}\|_2} (1 + O_P(N_{\sigma_*}^{-1/2})) \\
&= Z_{\sigma, \sigma^\#} + \left( \frac{\|1 - \boldsymbol{\nu}\|_2}{\|1 - \boldsymbol{\nu}\|_1} Z'_{\sigma, \sigma^\#} + \frac{O_P(1)}{(p - N_{\sigma_*})(\sigma_* N_{\sigma_*})^2} \right) \frac{\|\boldsymbol{\nu}\|_1}{\|\boldsymbol{\nu}\|_2} (1 + O_P(N_{\sigma_*}^{-1/2})) \\
&= Z_{\sigma, \sigma^\#} + \left( \frac{\|1 - \boldsymbol{\nu}\|_2}{\|1 - \boldsymbol{\nu}\|_1} Z'_{\sigma, \sigma^\#} + \frac{O_P(1)}{(p - N_{\sigma_*})(\sigma_* N_{\sigma_*})^2} + \frac{O_P(1)}{((p - N_{\sigma_*}) N_{\sigma_*})^{1/2}} \right) \frac{\|\boldsymbol{\nu}\|_1}{\|\boldsymbol{\nu}\|_2} \\
&= Z_{\sigma, \sigma^\#} + \frac{\|\boldsymbol{\nu}\|_1 \|1 - \boldsymbol{\nu}\|_2}{\|\boldsymbol{\nu}\|_2 \|1 - \boldsymbol{\nu}\|_1} Z'_{\sigma, \sigma^\#} + \frac{O_P(1)}{(p - N_{\sigma_*}) \sigma_*^2 N_{\sigma_*}^{3/2}} + \frac{O_P(1)}{(p - N_{\sigma_*})^{1/2}}.
\end{aligned}$$

This result, combined with the obvious identity  $|\epsilon_j|^2 + |\epsilon_j^\#|^2 = \frac{1}{2} |\epsilon_j + e^{-ij\bar{\tau}^*} \epsilon_j^\#|^2 + \frac{1}{2} |\epsilon_j - e^{-ij\bar{\tau}^*} \epsilon_j^\#|^2 = |\xi_j|^2 + |\xi_j^\#|^2$ , completes the proof of the theorem in the homoscedastic case  $\sigma = \sigma^\#$ . In the heteroscedastic case, one simply applies the inequality

$$Z'_{\sigma, \sigma^\#} \leq \frac{(2\|1 - \boldsymbol{\nu}\|_1 - \|\boldsymbol{\epsilon}\|_{2, 1-\nu}^2) \vee (2\|1 - \boldsymbol{\nu}\|_1 - \|\boldsymbol{\epsilon}^\#\|_{2, 1-\nu}^2)}{2\|1 - \boldsymbol{\nu}\|_2}$$

and the claim follows.

### Appendix C: Bounds for the maxima of random sums

In this section, we will gather some useful technical lemmas. They essentially characterize the stochastic behavior of the maximum of the sum of independent random quantities, which are either ‘‘simple’’ Gaussian processes [3] or scaled chi-squared random variables.

**Proposition 2** (Berman [3]). *Suppose that  $g_j$  are continuously differentiable functions satisfying  $\sum_{j=1}^n g_j(t)^2 = 1$  for all  $t$ , and  $\xi_j \stackrel{iid}{\sim} \mathcal{N}(0, 1)$ . Then, for every  $x > 0$ , we have*

$$\mathbf{P} \left( \sup_{[a, b]} \sum_{j=1}^n g_j(t) \xi_j \geq x \right) \leq \frac{L_0}{2\pi} e^{-\frac{x^2}{2}} + \int_x^{+\infty} \frac{e^{-\frac{t^2}{2}}}{\sqrt{2\pi}} dt, \quad \text{with } L_0 = \int_a^b \left[ \sum_{j=1}^n g'_j(t)^2 \right]^{1/2} dt.$$

We will also use the following fact about moderate deviations of the random variables that can be written as the sum of squares of independent centered Gaussian random variables.

**Lemma 3.** *Let  $N$  be some positive integer and let  $\eta_j^\#, j = 1, \dots, N$  be independent complex valued random variables such that their real and imaginary parts are independent standard Gaussian variables. Let  $\mathbf{s} = (s_1, \dots, s_N)$  be a vector of real numbers. For any  $y \geq 0$ , it holds that*

$$\mathbf{P} \left\{ \sum_{j=1}^N s_j^2 |\eta_j^\#|^2 \geq 2\|\mathbf{s}\|_2^2 + 2\sqrt{2}\|\mathbf{s}\|_4^2 y + 2\|\mathbf{s}\|_\infty^2 y^2 \right\} \leq e^{-y^2/2},$$

with the standard notations  $\|\mathbf{s}\|_\infty = \max_{j=1, \dots, N} |s_j|$  and  $\|\mathbf{s}\|_q^q = \sum_{j=1}^N |s_j|^q$ .

*Proof.* This is a direct consequence of [30, Lemma 1]. □



*Proof of Lemma 1.* We apply Proposition 2 to the functions  $\{g_j(t)\}_{j=1,\dots,2N}$  defined on the interval  $[a, b] = [0, 2\pi]$  by  $g_j(t) = [s_j \cos(jt)\mathbf{1}(j \leq N) + s_j \sin(jt)\mathbf{1}(j > N)]/\|\mathbf{s}\|_2$ . One easily checks that for every  $t \in [0, 2\pi]$ , we have  $\sum_{j=1}^{2N} g_j^2(t) = 1$ . Therefore, applying Berman's result we get

$$\mathbf{P}(\|Z\|_\infty \geq \|\mathbf{s}\|_2 x) = \mathbf{P}\left(\sup_{t \in [0, 2\pi]} \sum_{j \leq N} g_j(t) \xi_j + \sum_{j > N} g_j(t) \xi'_j \geq x\right) \leq \left(\frac{L_0}{2\pi} + 1\right) e^{-x^2/2}.$$

In the present context, the constant  $L_0$  admits the following simple upper bound:

$$L_0 = \int_0^{2\pi} \left[ \sum_{j=1}^N j^2 s_j^2 / \|\mathbf{s}\|_2^2 \right]^{1/2} dt \leq 2\pi N,$$

which yields the desired result.  $\square$

*Proof of Lemma 2.* First note that we can not directly use Berman's formula, since the summands are not Gaussian. However, they are conditionally Gaussian if the conditioning is done, for example, with respect to the sequence  $\{\eta_j^\#\}_{j=1,\dots,N}$ . Indeed, one easily checks that conditionally to  $\{\eta_j^\#\}_{j=1,\dots,N}$ , the random processes

$$\tau \mapsto \sum_{j=1}^N s_j \operatorname{Re}(e^{ij\tau} \eta_j \eta_j^\#)$$

and

$$\tau \mapsto \sum_{j=1}^N s_j |\eta_j^\#| (\cos(j\tau) \xi_j - \sin(j\tau) \xi'_j) \quad \text{with } \xi_j, \xi'_j \stackrel{iid}{\sim} \mathcal{N}(0, 1)$$

have the same distributions. Therefore, it follows from Lemma 1 that

$$\mathbf{P}\left(\sup_{[0, 2\pi]} \left| \sum_{j=1}^N s_j \operatorname{Re}(e^{ij\tau} \eta_j \eta_j^\#) \right| \geq x \left( \sum_{j=1}^N s_j^2 |\eta_j^\#|^2 \right)^{\frac{1}{2}} \middle| \{\eta_j^\#\}_{j=1,\dots,N}\right) \leq (N+1) e^{-x^2/2}.$$

Let us now denote by  $\zeta$  the square root of the random variable  $\sum_{j=1}^N s_j^2 |\eta_j^\#|^2$ . It is clear that for all  $a > 0$ ,

$$\begin{aligned} \mathbf{P}(\|Z\|_\infty \geq ax) &= \mathbf{P}(\|Z\|_\infty \geq ax; \zeta \leq a) + \mathbf{P}(\|Z\|_\infty \geq ax; \zeta > a) \\ &\leq \mathbf{P}(\|Z\|_\infty \geq x\zeta) + \mathbf{P}(\zeta > a) \\ &\leq (N+1) e^{-x^2/2} + \mathbf{P}(\zeta > a). \end{aligned}$$

To complete the proof, it suffices to replace  $a$  by  $\sqrt{2}(\|\mathbf{s}\|_2 + y\|\mathbf{s}\|_\infty)$  and to apply Lemma 3 along with the inequalities  $\|\mathbf{s}\|_2 + \|\mathbf{s}\|_\infty y = (\|\mathbf{s}\|_2^2 + 2\|\mathbf{s}\|_\infty \|\mathbf{s}\|_2 y + \|\mathbf{s}\|_\infty^2 y^2)^{1/2} \geq (\|\mathbf{s}\|_2^2 + \sqrt{2}\|\mathbf{s}\|_4^2 y + \|\mathbf{s}\|_\infty^2 y^2)^{1/2}$ .  $\square$

## Acknowledgements

This work has been partially supported by the ANR grant Callisto and the LabEx ECODEC.

## References

- [1] Y. Baraud, S. Huet, and B. Laurent. Adaptive tests of linear hypotheses by model selection. *Ann. Statist.*, 31(1):225–251, 2003.

- [2] Y. Baraud, S. Huet, and B. Laurent. Testing convex hypotheses on the mean of a Gaussian vector. Application to testing qualitative hypotheses on a regression function. *Ann. Statist.*, 33(1):214–257, 2005.
- [3] S. M. Berman. Sojourns and extremes of a stochastic process defined as a random linear combination of arbitrary functions. *Comm. Statist. Stochastic Models*, 4(1):1–43, 1988. ISSN 0882-0287.
- [4] J. Bigot and S. Gadat. A deconvolution approach to estimation of a common shape in a shifted curves model. *Ann. Statist.*, 38(4):2422–2464, 2010.
- [5] J. Bigot, S. Gadat, and J.-M. Loubes. Statistical M-estimation and consistency in large deformable models for image warping. *J. Math. Imaging Vision*, 34(3):270–290, 2009. ISSN 0924-9907. . URL <http://dx.doi.org/10.1007/s10851-009-0146-1>.
- [6] J. Bigot, F. Gamboa, and M. Vimond. Estimation of translation, rotation, and scaling between noisy images using the Fourier-Mellin transform. *SIAM J. Imaging Sci.*, 2(2):614–645, 2009.
- [7] L. D. Brown and M. G. Low. Asymptotic equivalence of nonparametric regression and white noise. *Ann. Statist.*, 24(6):2384–2398, 1996.
- [8] R. J. Carroll and P. Hall. Semiparametric comparison of regression curves via normal likelihoods. *Austral. J. Statist.*, 34(3):471–487, 1992.
- [9] I. Castillo. Semi-parametric second-order efficient estimation of the period of a signal. *Bernoulli*, 13(4):910–932, 2007.
- [10] I. Castillo. A semiparametric Bernstein-von Mises theorem for Gaussian process priors. *Probab. Theory Related Fields*, To appear, 2011.
- [11] I. Castillo and J.-M. Loubes. Estimation of the distribution of random shifts deformation. *Math. Methods Statist.*, 18(1):21–42, 2009.
- [12] O. Collier. Minimax hypothesis testing for curve registration. *Electron. J. Stat.*, 6:1129–1154, 2012.
- [13] A. S. Dalalyan. Stein shrinkage and second-order efficiency for semiparametric estimation of the shift. *Math. Methods Statist.*, 16(1):42–62, 2007.
- [14] A. S. Dalalyan and M. Reiß. Asymptotic statistical equivalence for ergodic diffusions: the multidimensional case. *Probab. Theory Related Fields*, 137(1-2):25–47, 2007.
- [15] A. S. Dalalyan, G. K. Golubev, and A. B. Tsybakov. Penalized maximum likelihood and semiparametric second-order efficiency. *Ann. Statist.*, 34(1):169–201, 2006.
- [16] J. Fan and J. Jiang. Nonparametric inference with generalized likelihood ratio tests. *TEST*, 16(3):409–444, 2007.
- [17] J. Fan, C. Zhang, and J. Zhang. Generalized likelihood ratio statistics and Wilks phenomenon. *Ann. Statist.*, 29(1):153–193, 2001.
- [18] F. Gamboa, J.-M. Loubes, and E. Maza. Semi-parametric estimation of shifts. *Electron. J. Stat.*, 1:616–640, 2007.
- [19] G. Gayraud and C. Pouet. Adaptive minimax testing in the discrete regression scheme. *Probab. Theory Related Fields*, 133(4):531–558, 2005.
- [20] C. A. Glasbey and K. V. Mardia. A penalized likelihood approach to image warping. *J. R. Stat. Soc. Ser. B Stat. Methodol.*, 63(3):465–514, 2001.
- [21] G. K. Golubev. Estimation of the period of a signal with an unknown form against a white noise background. *Problems Inform. Transmission*, 24(4):288–299, 1988.
- [22] I. Grama and M. Nussbaum. Asymptotic equivalence for nonparametric generalized linear models. *Probab. Theory Related Fields*, 111(2):167–214, 1998.
- [23] W. Härdle and J. S. Marron. Semiparametric comparison of regression curves. *Ann. Statist.*, 18(1):63–89, 1990.
- [24] Richard Hartley and Andrew Zisserman. *Multiple view geometry in computer vision*. Cambridge University Press, Cambridge, second edition, 2003.
- [25] J. L. Horowitz and V. G. Spokoiny. An adaptive, rate-optimal test of a parametric mean-regression model against a nonparametric alternative. *Econometrica*, 69(3):599–631, 2001.

- [26] John Immerkaer. Fast noise variance estimation. *Computer Vision and Image Understanding*, 64(2):300 – 302, 1996.
- [27] Yu. I. Ingster and Yu. A. Kutoyants. Nonparametric hypothesis testing for intensity of the Poisson process. *Math. Methods Statist.*, 16(3):217–245, 2007.
- [28] Yu. I. Ingster and I. A. Suslina. *Nonparametric goodness-of-fit testing under Gaussian models*, volume 169 of *Lecture Notes in Statistics*. Springer-Verlag, New York, 2003.
- [29] A. Kneip and T. Gasser. Statistical tools to analyze data representing a sample of curves. *Ann. Statist.*, 20(3):1266–1305, 1992.
- [30] B. Laurent and P. Massart. Adaptive estimation of a quadratic functional by model selection. *Ann. Statist.*, 28(5):1302–1338, 2000.
- [31] J.-M. Loubes, E. Maza, M. Lavielle, and L. Rodríguez. Road trafficking description and short term travel time forecasting, with a classification method. *Canad. J. Statist.*, 34(3):475–491, 2006.
- [32] D. G. Lowe. Distinctive image features from scale-invariant keypoints. *International journal of computer vision*, 60(2):91–110, 2004. ISSN 0920-5691.
- [33] M. Nussbaum. Asymptotic equivalence of density estimation and Gaussian white noise. *Ann. Statist.*, 24(6):2399–2430, 1996.
- [34] V. V. Petrov. *Limit theorems of probability theory*, volume 4 of *Oxford Studies in Probability*. The Clarendon Press Oxford University Press, New York, 1995. ISBN 0-19-853499-X. Sequences of independent random variables, Oxford Science Publications.
- [35] M. Reiß. Asymptotic equivalence for nonparametric regression with multivariate and random design. *Ann. Statist.*, 36(4):1957–1982, 2008.
- [36] B. B. Rønn. Nonparametric maximum likelihood estimation for shifted curves. *J. R. Stat. Soc. Ser. B Stat. Methodol.*, 63(2):243–259, 2001.
- [37] Y. Ritov U. Isserles and T. Trigano. Semiparametric curve alignment and shift density estimation for biological data. *IEEE Transactions on Signal Processing*, To appear, 2011.
- [38] M. Vimond. Efficient estimation for a subclass of shape invariant models. *Ann. Statist.*, 38(3):1885–1912, 2010.