



HAL
open science

Low temperature tunneling current enhancement in silicide/Si Schottky contacts with nanoscale barrier width

N. Reckinger, Xing Tang, Emmanuel Dubois, G. Larrieu, D. Flandre, J.P. Raskin, A. Afzalian

► **To cite this version:**

N. Reckinger, Xing Tang, Emmanuel Dubois, G. Larrieu, D. Flandre, et al.. Low temperature tunneling current enhancement in silicide/Si Schottky contacts with nanoscale barrier width. *Applied Physics Letters*, 2011, 98 (11), pp.1121021. 10.1063/1.3567546 . hal-00579075

HAL Id: hal-00579075

<https://hal.science/hal-00579075>

Submitted on 27 May 2022

HAL is a multi-disciplinary open access archive for the deposit and dissemination of scientific research documents, whether they are published or not. The documents may come from teaching and research institutions in France or abroad, or from public or private research centers.

L'archive ouverte pluridisciplinaire **HAL**, est destinée au dépôt et à la diffusion de documents scientifiques de niveau recherche, publiés ou non, émanant des établissements d'enseignement et de recherche français ou étrangers, des laboratoires publics ou privés.

Low temperature tunneling current enhancement in silicide/Si Schottky contacts with nanoscale barrier width

Cite as: Appl. Phys. Lett. **98**, 112102 (2011); <https://doi.org/10.1063/1.3567546>

Submitted: 11 January 2011 • Accepted: 23 February 2011 • Published Online: 16 March 2011

Nicolas Reckinger, Xiaohui Tang (唐晓慧), Emmanuel Dubois, et al.



View Online



Export Citation

ARTICLES YOU MAY BE INTERESTED IN

Measurement of low Schottky barrier heights applied to metallic source/drain metal-oxide-semiconductor field effect transistors

Journal of Applied Physics **96**, 729 (2004); <https://doi.org/10.1063/1.1756215>

Generalized Formula for the Electric Tunnel Effect between Similar Electrodes Separated by a Thin Insulating Film

Journal of Applied Physics **34**, 1793 (1963); <https://doi.org/10.1063/1.1702682>

Poole-Frenkel-effect as dominating current mechanism in thin oxide films—An illusion?!

Journal of Applied Physics **117**, 215103 (2015); <https://doi.org/10.1063/1.4921949>

Lock-in Amplifiers
up to 600 MHz



Zurich
Instruments



Low temperature tunneling current enhancement in silicide/Si Schottky contacts with nanoscale barrier width

Nicolas Reckinger,^{1,a)} Xiaohui Tang (唐晓慧),¹ Emmanuel Dubois,² Guilhem Larrieu,^{2,b)} Denis Flandre,¹ Jean-Pierre Raskin,¹ and Aryan Afzalian¹

¹ICTEAM, Université catholique de Louvain, Place du Levant 3, 1348 Louvain-la-Neuve, Belgium

²UMR CNRS 8520, IEMN/ISEN, Avenue Poincaré, BP 60069, 59652 Villeneuve d'Ascq Cedex, France

(Received 11 January 2011; accepted 23 February 2011; published online 16 March 2011)

The low temperature electrical behavior of adjacent silicide/Si Schottky contacts with or without dopant segregation is investigated. The electrical characteristics are very well modeled by thermionic-field emission for nonsegregated contacts separated by micrometer-sized gaps. Still, an excess of current occurs at low temperature for short contact separations or dopant-segregated contacts when the voltage applied to the device is sufficiently high. From two-dimensional self-consistent nonequilibrium Green's function simulations, the dependence of the Schottky barrier profile on the applied voltage, unaccounted for in usual thermionic-field emission models, is found to be the source of this deviation. © 2011 American Institute of Physics. [doi:10.1063/1.3567546]

Metal oxide-semiconductor field-effect transistors (MOSFETs) with heavily doped source/drain (S/D) contacts face several technological difficulties when miniaturization below the 32 nm node is considered, e.g., for limiting short-channel effects arising from lateral diffusion of dopants in the channel during activation, and for reaching low sheet and contact resistances with ultrashallow junctions.¹ In this context, the replacement of conventional high doping S/D's by the Schottky barrier (SB) MOSFET architecture, where S/D contacts are metallic, was suggested.²⁻⁴ Band-edge silicides, like rare-earth silicides^{5,6} (ErSi_{2-x}, YbSi_{2-x}) for *n*-Si and PtSi (Refs. 7 and 8) for *p*-Si, have been considered as potential candidates for SBMOSFET contacts since they achieve low SB heights (SBHs) with electrons^{9,10} ($\Phi_{Bn} \approx 0.3$ eV) and holes¹¹ ($\Phi_{Bp} \approx 0.15$ eV), respectively. However, such SBHs are still too high to compete with conventional MOSFETs in terms of on- and off-currents. As a solution, the dopant segregation (DS) concept, introduced by Thornton,¹² was recently revived by Kinoshita *et al.*¹³ DS consists in introducing a thin dopant layer at the silicide/Si interface to modulate the SBH. That layer promotes current injection by tunneling and results in a very low effective SBH (Φ_{Bn}^{eff}).¹⁴

To investigate how DS affects the SBH, and more specifically parameters like the implantation dose, the implantation energy, or the annealing temperature, accurate extraction of very low SBHs must be performed. Dubois and Larrieu¹¹ developed an interesting solution to that issue. It consists of extracting the SBH from comparison of measured and modeled temperature-dependent current-voltage (*I-V*) characteristics of two Schottky contacts separated by a Si resistance. Current transport through the Schottky diodes was implemented according to the thermionic-field emission model of Crowell and Rideout (C&R).¹⁵ The method was applied to the precise SBH determination for both PtSi (Ref. 11) and ErSi_{2-x}.¹⁰

In the present letter, we report strong deviations from the expected low temperature electrical behavior as predicted by

C&R. We propose to elucidate the physical mechanism at the source of these deviations. The departure from the model could very probably impinge on a correct extraction of the effective SBH of segregated Schottky contacts.

The two-contact structure used for the electrical studies is pictured by the inset to Fig. 1(b), with L_{Si} and R_{Si} the length and the resistance of the Si gap, respectively. For ErSi_{2-x}, both segregated and nonsegregated contacts to *n*-Si are investigated for long Si gaps ($L_{Si} \geq 1$ μm). Both long and short ($L_{Si} \leq 1$ μm) nonsegregated PtSi/*p*-Si two-contact devices are also taken into consideration.

Since the deviations are not evidenced in the case of efficient DS (Ref. 16) (at least in the chosen measurement temperature range), we focus on purpose on ErSi_{2-x}/*n*-Si contacts implanted at low doses, exhibiting no or moderate

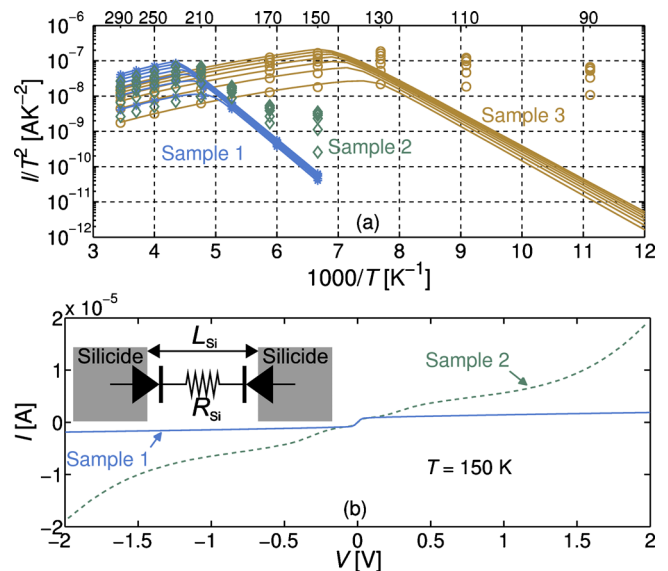


FIG. 1. (Color online) (a) Experimental (markers) and modeled (solid curves) Arrhenius plots for ErSi_{2-x}/*n*-Si two-contact structures: samples 1 (blue/stars), 2 (green/diamonds), and 3 (brown/circles). The fit in the Schottky region is the same for samples 1 and 2. (b) Corresponding measured *I-V* characteristics at $T=150$ K for samples 1 and 2. Inset: the two-contact structure and its equivalent circuit.

^{a)}Electronic mail: nicolas.reckinger@uclouvain.be.

^{b)}Present address: LAAS CNRS, Université de Toulouse, 7, Avenue du Colonel Roche, 31077 Toulouse Cedex, France.

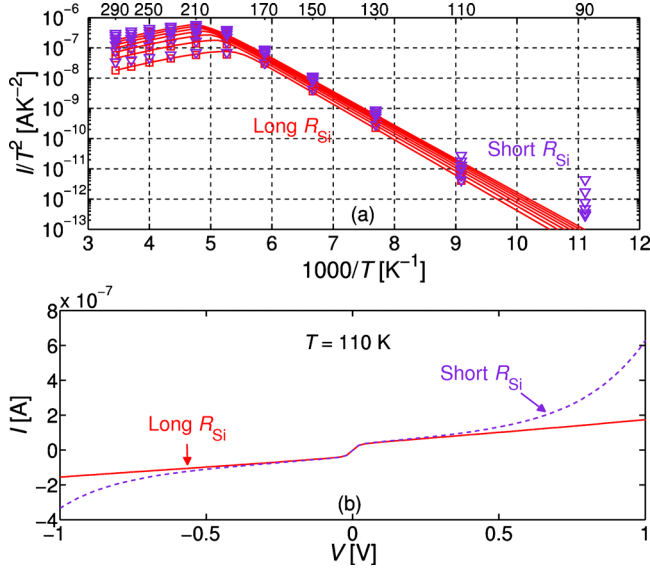


FIG. 2. (Color online) (a) Experimental (markers) and modeled (solid curves) Arrhenius plots for PtSi/*p*-Si two-contact structures with long (red/squares) and short R_{Si} (purple/triangles). (b) Corresponding measured I - V characteristics at $T=110$ K.

SBH reduction. More interestingly, a dramatic disagreement appears at low temperature between the experimental data and C&R's model. This is illustrated in Fig. 1(a) displaying the experimental Arrhenius plots for three different kinds of ErSi_{2-x}/n -Si contact pairs: (i) nonsegregated ($\Phi_{Bn} \approx 0.3$ eV, blue/stars, sample 1), (ii) segregated but without effective SBH reduction ($\Phi_{Bn}^{\text{eff}} \approx 0.3$ eV, green/diamonds, sample 2), and (iii) segregated with a moderate SBH reduction ($\Phi_{Bn}^{\text{eff}} \approx 0.2$ eV, brown/circles, sample 3). The voltage is swept between 0.1 and 1 V with a step of 0.15 V. The corresponding modeled curves are also displayed in full lines of the same color. A typical Arrhenius plot features two following distinct regions separated by a transition temperature: the Ohmic region where I is limited by R_{Si} (positive slope) and the Schottky region where I is limited by the Schottky contacts (negative slope). The temperature at which the transition occurs is indicative of the SBH and is used as criterion for data fit. C&R's model predicts an exponential drop of I upon decreasing temperature in the Schottky regime, as seen for sample 1. We can see that the fit is excellent for sample 1 at all temperatures while it diverges from the experiment below the transition temperature (230 K) for sample 2 (same fit as sample 1 in the Schottky zone). The effect is even stronger for sample 3, below 150 K. The current does decrease below 150 K and the Ohmic-to-Schottky transition occurs but the drop is far from exponential. In Fig. 1(b), the disparity is even better highlighted comparing the I - V characteristics at 150 K of samples 1 and 2, respectively. Even though there is no apparent SBH reduction for sample 2, as testified by Fig. 1(a), the current injection is visibly somehow influenced by the dopant implantation. In addition, Figs. 2(a) and 2(b) illustrate that deviations can also be observed at low temperatures (≤ 110 K) for nonsegregated PtSi/*p*-Si devices with a short R_{Si} ($L_{Si}=250$ nm, red/squares) as opposed to long R_{Si} ($L_{Si}=25$ μm , purple/triangles).

In order to explain why I in segregated or short devices increases with V at low temperature, instead of saturating, we perform two-dimensional (2D) self-consistent nonequilib-

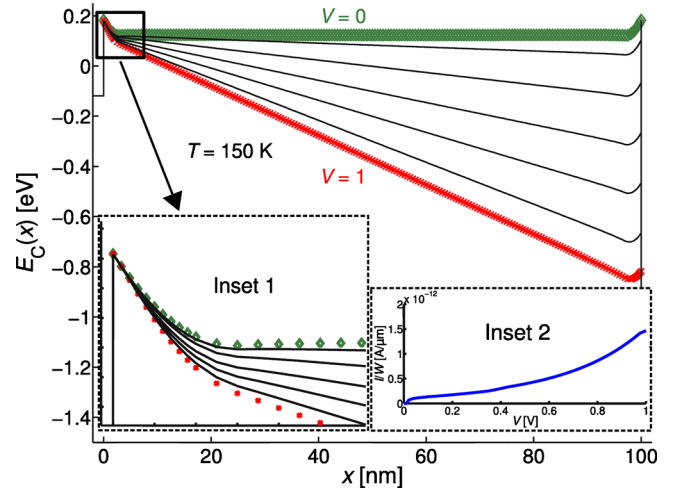


FIG. 3. (Color online) Energy band profile of a short segregated ErSi_{2-x}/n -Si device ($L_{Si}=100$ nm, $N_{DS}=10^{19}$ cm^{-3} , and $L_{DS}=3$ nm) at $T=150$ K given by 2D self-consistent NEGF simulations. Inset 1: zoom on the SB profile. Inset 2: corresponding I - V characteristics.

rium Green's function (NEGF) simulations. We use a coupled mode space approach assuming transport in the first subband only, an effective mass Hamiltonian, and ballistic transport approximation.¹⁷ The SB is described as a contact potential.¹⁸ For the DS case, the segregated region in Si is assumed uniformly doped with a concentration $N_{DS}=10^{19}$ cm^{-3} and a length $L_{DS}=3$ nm.¹⁹

The current spectrum $J(E)$ in a Schottky contact is the result of a competition between occupation of electrons in the metal, mainly a Fermi-Dirac distribution $f_{FD}(E, T)$ (with E the carrier energy above the Fermi level and T the absolute temperature), and transmission probability of an electron through the barrier $T(E)$: $J(E) \approx f_{FD}(E, T) \times T(E)$. The first decreases exponentially above the metal Fermi level for increasing E with a factor depending on the inverse of T : $f_{FD}(E, T) \propto \exp(-E/kT)$. On the other hand, $T(E)$ increases exponentially with a thinner energy-dependent barrier width $d(E)$ $\{T(E) \propto \exp[-d(E)]\}$ and becomes equal to 1 for $d(E)=0$ (i.e., above the SB). Moreover, it is weakly dependent on T . In turn, $d(E)$ decreases with E at a rate that gets steeper with the donor doping N_D : $\partial d / \partial E \propto -N_D$. In consequence, $J(E)$ is lowered in energy with decreasing T , passing from thermionic emission over the SB at high T to field emission (FE) through the SB at low T . In the temperature range considered here, transport essentially occurs via FE.

In Fig. 3, the energy band profile (conduction band minimum E_C) versus the transport direction x of a short ($L_{Si}=100$ nm) segregated ErSi_{2-x}/n -Si device at $T=150$ K is shown for increasing V . The excess of current at higher V pictured in Fig. 1(b) can be linked to the much steeper band profile in the segregated region (inset 1 to Fig. 3) compared with the long nonsegregated device, owing to a higher doping at the interface. In that case, the profile grows steeper with V , $d(E)$ decreases concomitantly, causing in turn an increase in $T(E)$ and I . This variation in the profile slope is not accounted for in C&R's model which supposes a fixed parabolic potential. As can be seen in inset 2 to Fig. 3, the corresponding I - V curve renders very well, at least qualitatively, the behavior observed experimentally. The effect is the same for a long device [as featured in Fig. 1(a)] since it is only due to the interfacial energy band profile. In addition,

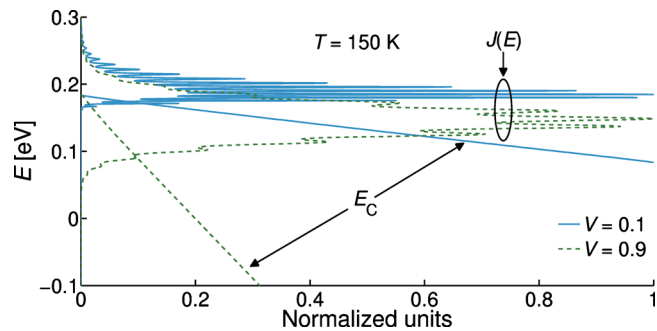


FIG. 4. (Color online) 2D self-consistent NEGF simulations of normalized $J(E)$ (rotated by 90°) vs E and E_C vs x/L_{Si} for $V=0.1$ and 0.9 V at $T=150$ K for a short nonsegregated $ErSi_{2-x}/n$ -Si device. The current spectrum is normalized with respect to its maximum.

as the nonsaturation effect of I with V is correlated with the doping profile in the DS area, it could be used to electrically determine important parameters like N_{DS} and L_{DS} , as a substitution or a complement to physical characterization methods.

In the case of a short nonsegregated device, a similar nonsaturation effect can also be observed at sufficiently low T , as shown in Fig. 2(b). The reason is that the rate of variation with V of the energy band profile increases compared to a long device because its slope is related to V/L_{Si} . In consequence, like in the segregated device, for a given T , a V increment causes the band profile to grow more abruptly. Therefore the portion of $J(E)$ under the SB is significantly enhanced (see Fig. 4), which leads to an excess of current. In a long nonsegregated device, however, the profile variation upon V is negligible. The current spectrum is mostly determined by T , and I mostly saturates with V as expected from C&R's model.

To conclude, we have reported low temperature disparities of the experimental I - V characteristics of various silicide/Si two-contact structures compared with simulations relying on C&R's model. Based on 2D self-consistent NEGF

simulations, it is highlighted that the dependence of the SB profile on V results in an enhanced FE at low temperature. That profile modulation should be considered for a proper extraction of the SBH of dopant-segregated contacts and could prove useful to get a better insight into the dopant profile at the silicide/Si interface.

This work was supported by the European Commission through the NANOSIL network of excellence (Grant No. FP7-IST-NoE-216171) and by FRS-FNRS Belgium.

¹ITRS International Technology Roadmap for Semiconductors.

²J. P. Snyder, C. R. Helms, and Y. Nishi, *Appl. Phys. Lett.* **67**, 1420 (1995).

³E. Dubois and G. Larrieu, *Solid-State Electron.* **46**, 997 (2002).

⁴G. Larrieu and E. Dubois, *IEEE Trans. Electron Devices* **52**, 2720 (2005).

⁵M. Jang, Y. Kim, J. Shin, S. Lee, and K. Park, *Appl. Phys. Lett.* **84**, 741 (2004).

⁶S. Zhu, J. Chen, M.-F. Li, S. J. Lee, J. Singh, C. X. Zhu, A. Du, C. H. Tung, A. Chin, and D. L. Kwong, *IEEE Electron Device Lett.* **25**, 565 (2004).

⁷M. Fritze, C. L. Chen, S. Calawa, D. Yost, B. Wheeler, P. Wyatt, C. L. Keast, J. Snyder, and J. Larson, *IEEE Electron Device Lett.* **25**, 220 (2004).

⁸G. Larrieu and E. Dubois, *IEEE Electron Device Lett.* **25**, 801 (2004).

⁹M. H. Unewisse and J. W. V. Storey, *J. Appl. Phys.* **73**, 3873 (1993).

¹⁰N. Reckinger, X. Tang, V. Bayot, D. A. Yarekha, E. Dubois, S. Godey, X. Wallart, G. Larrieu, A. Łaszcz, J. Ratajczak, P. J. Jacques, and J.-P. Raskin, *J. Appl. Phys.* **104**, 103523 (2008).

¹¹E. Dubois and G. Larrieu, *J. Appl. Phys.* **96**, 729 (2004).

¹²R. L. Thornton, *Electron. Lett.* **17**, 485 (1981).

¹³A. Kinoshita, Y. Tsuchiya, A. Yagishita, K. Uchida, and J. Koga, Dig. Tech. Pap. - Symp. VLSI Technol. **2004**, 168.

¹⁴S. M. Sze and K. K. Ng, *Physics of Semiconductor Devices*, 3rd ed. (Wiley, New York, 2007).

¹⁵C. R. Crowell and V. L. Rideout, *Solid-State Electron.* **12**, 89 (1969).

¹⁶G. Larrieu, D. A. Yarekha, E. Dubois, N. Breil, and O. Faynot, *IEEE Electron Device Lett.* **30**, 1266 (2009).

¹⁷A. Afzalian, N. D. Akhavan, C.-W. Lee, R. Yan, I. Ferain, P. Razavi, and J.-P. Colinge, *J. Comput. Electron.* **8**, 287 (2009).

¹⁸J. Guo and M. S. Lundstrom, *IEEE Trans. Electron Devices* **49**, 1897 (2002).

¹⁹A. Afzalian and D. Flandre, Proceedings of European Solid-State Device Research Conference (ESSDERC), 2010, p. 376.