



**HAL**  
open science

# Statistical Resolution Limit for the Multidimensional Harmonic Retrieval Model: Hypothesis Test and Cramer-Rao Bound Approaches

Mohammed Nabil El Korso, Remy Boyer, Alexandre Renaux, Sylvie Marcos

► **To cite this version:**

Mohammed Nabil El Korso, Remy Boyer, Alexandre Renaux, Sylvie Marcos. Statistical Resolution Limit for the Multidimensional Harmonic Retrieval Model: Hypothesis Test and Cramer-Rao Bound Approaches. EURASIP Journal on Advances in Signal Processing, 2011, 1 (12), pp.1-14. 10.1186/1687-6180-2011-12 . hal-00579002

**HAL Id: hal-00579002**

**<https://hal.science/hal-00579002>**

Submitted on 22 Mar 2011

**HAL** is a multi-disciplinary open access archive for the deposit and dissemination of scientific research documents, whether they are published or not. The documents may come from teaching and research institutions in France or abroad, or from public or private research centers.

L'archive ouverte pluridisciplinaire **HAL**, est destinée au dépôt et à la diffusion de documents scientifiques de niveau recherche, publiés ou non, émanant des établissements d'enseignement et de recherche français ou étrangers, des laboratoires publics ou privés.

# Statistical Resolution Limit for the Multidimensional Harmonic Retrieval Model: Hypothesis Test and Cramér-Rao Bound Approaches

Mohammed Nabil EL KORSO, Rémy BOYER, Alexandre RENAUX and Sylvie MARCOS

To appear in EURASIP Journal on Advances in Signal Processing, special issue on *Advances in Angle-of-Arrival and Multidimensional Signal Processing for Localization and Communications*.

**Abstract**—The Statistical Resolution Limit (SRL), which is defined as the minimal separation between parameters to allow a correct resolvability, is an important statistical tool to quantify the ultimate performance for parametric estimation problems. In this paper we generalize the concept of the SRL to the Multidimensional SRL (MSRL) applied to the multidimensional harmonic retrieval model. In this paper, we derive the SRL for the so-called multidimensional harmonic retrieval model by using a generalization of the previously introduced SRL concepts that we call Multidimensional SRL (MSRL). We first derive the MSRL using a hypothesis test approach. This statistical test is shown to be asymptotically an uniformly most powerful test which is the *strongest* optimality statement that one could expect to obtain. Second, we link the proposed asymptotic MSRL based on the hypothesis test approach to a new extension of the SRL based on the Cramér-Rao Bound approach. Thus, a closed-form expression of the asymptotic MSRL is given and analyzed in the framework of the multidimensional harmonic retrieval model. Particularly, it is proved that the optimal MSRL is obtained for equi-powered sources and/or an equi-distributed number of sensors on each multi-way array.

**Index Terms**— Statistical resolution limit, multidimensional harmonic retrieval, performance analysis, hypothesis test, Cramér-Rao bound, parameter estimation, multidimensional signal processing.

## I. INTRODUCTION

The multidimensional harmonic retrieval problem is an important topic which arises in several applications [2]. The main reason is that the multidimensional harmonic retrieval model is able to handle a large class of applications. For instance the joint angle and carrier estimation in surveillance radar system [3], [4], the underwater acoustic multisource azimuth and elevation direction finding [5], the 3-D harmonic retrieval problem for wireless channel sounding [6], [7] or the detection and localization of multiple targets in a MIMO radar system [8], [9].

One can find many estimation schemes adapted to the multidimensional harmonic retrieval estimation problem, see, *e.g.*, [2], [3], [5]–[8], [10], [11]. However, to the best of our knowledge, no work has been done on the resolvability of such a multidimensional model.

The resolvability of closely spaced signals, in terms of parameter of interest, for a given scenario (*e.g.*, for a given Signal-to-Noise Ratio (SNR), for a given number of snapshots and/or for a given number of sensors) is a former and challenging problem which was recently updated by Smith [12], Shahram and Milanfar [13], Liu and Nehorai [14], and Amar and Weiss [15]. More precisely, the concept of Statistical Resolution Limit (SRL), *i.e.*, the minimum distance

between two closely spaced signals<sup>1</sup> embedded in an additive noise that allows a correct resolvability/parameter estimation, is rising in several applications (especially in problems such as radar, sonar and spectral analysis [16].)

The concept of the SRL was defined/used in several manners [12]–[15], [17]–[25], which could turn in it to a confusing concept. There exist essentially three approaches to define/obtain the SRL. (i) The first is based on the concept of mean null spectrum: assuming, for example, that two signals are parameterized by the frequencies  $f_1$  and  $f_2$ , the Cox criterion [17] states that these sources are resolved, *w.r.t.* a given high-resolution estimation algorithm, if the mean null spectrum at each frequency  $f_1$  and  $f_2$  is lower than the mean of the null spectrum at the midpoint  $\frac{f_1+f_2}{2}$ . Another commonly used criterion, also based on the concept of the mean null spectrum, is the Sharman and Durrani criterion [18], which states that two sources are resolved if the second derivative of the mean of the null spectrum at the midpoint  $\frac{f_1+f_2}{2}$  is negative. It is clear that the SRL based on the mean null spectrum is relevant to a specific high-resolution algorithm (for some applications of these criteria one can see [17]–[20] and references therein.) (ii) The second approach is based on detection theory: the main idea is to use a hypothesis test to decide if one or two closely spaced signals are present in the set of the observations. Then, the challenge herein is to link the minimum separation, between two sources (for example, in terms of frequencies) that is detectable at a given SNR, to the probability of false alarm,  $P_{fa}$  and/or to the probability of detection  $P_d$ . In this spirit, Sharman and Milanfar [13] have considered the problem of distinguishing whether the observed signal contains one or two frequencies at a given SNR using the Generalized Likelihood Ratio Test (GLRT). The authors have derived the SRL expressions *w.r.t.*  $P_{fa}$  and  $P_d$  in the case of real received signals, and unequal and unknown amplitudes and phases. In [14], Liu and Nehorai have defined a statistical angular resolution limit using the asymptotic equivalence (in terms of number of observations) of the GLRT. The challenge was to determine the minimum angular separation, in the case of complex received signals, which allows to resolve two sources knowing the DOAs (Direction Of Arrival) of one of them for a given  $P_{fa}$  and a given  $P_d$ . Recently, Amar and Weiss [15] have proposed to determine the SRL of complex sinusoids with nearby frequencies using the Bayesian approach for a given correct decision probability. (iii) The third approach is based on an estimation accuracy criteria independent of the estimation algorithm. Since the Cramér-Rao Bound (CRB) expresses a lower bound on the covariance matrix of any unbiased estimator, then it expresses also the ultimate estimation accuracy [26], [27]. Consequently, it could be used to describe/obtain the

The authors are with Laboratoire des Signaux et Systèmes (L2S), Université Paris-Sud XI (UPS), CNRS, SUPELEC, 3 rue Joliot Curie, Gif-Sur-Yvette, 91192, France, phone: +331 6985 1763, fax: +331 6985 1765, {elkors, remy.boyer, alexandre.renaux, marcos}@lss.supelec.fr. This project is funded by region Île de France and Digiteo Research Park. This work has been partially presented in communication [1].

<sup>1</sup>The notion of distance and closely spaced signals used in the following, is *w.r.t.* to the metric space  $(d, C)$ , where  $d : C \times C \rightarrow \mathbb{R}$  in which  $d$  and  $C$  denote a metric and the set of the parameters of interest, respectively.

SRL. In this context, one distinguishes two main criteria for the SRL based on the CRB: 1) the first one was introduced by Lee in [21] and states that : *two signals are said to be resolvable w.r.t. the frequencies if the maximum standard deviation is less than twice the difference between  $f_1$  and  $f_2$* . Assuming that the CRB is a tight bound (under mild/weak conditions), the standard deviation,  $\sigma_{\hat{f}_1}$  and  $\sigma_{\hat{f}_2}$ , of an unbiased estimator  $\hat{\mathbf{f}} = [\hat{f}_1 \ \hat{f}_2]^T$  is given by  $\sqrt{\text{CRB}(f_1)}$  and  $\sqrt{\text{CRB}(f_2)}$ , respectively. Consequently, the SRL is defined, in the Lee criterion sense, as  $2\max\{\sqrt{\text{CRB}(f_1)}, \sqrt{\text{CRB}(f_2)}\}$ . One can find some results and applications in [21], [22] where this criterion is used to derive a matrix-based expression (*i.e.*, without analytic inversion of the Fisher information matrix) of the SRL for the frequency estimates in the case of the conditional and unconditional signal source models. On the other hand, Dilaveroglu [23] has derived a closed-form expression of the frequency resolution for the real and complex conditional signal source models. However, one can note that the coupling between the parameters,  $\text{CRB}(f_1, f_2)$  (*i.e.*, the CRB for the cross parameters  $f_1$  and  $f_2$ ), is ignored by this latter criterion. 2) To extend this, Smith [12] has proposed the following criterion: *two signals are resolvable w.r.t. the frequencies if the difference between the frequencies,  $\delta_f$ , is greater than the standard deviation of the DOA difference estimation*. Since, the standard deviation can be approximated by the CRB, then, the SRL, in the Smith criterion sense, is defined as the limit of  $\delta_f$  for which  $\delta_f < \sqrt{\text{CRB}(\delta_f)}$  is achieved. This means that, the SRL is obtained by solving the following implicit equation

$$\delta_f^2 = \text{CRB}(\delta_f) = \text{CRB}(f_1) + \text{CRB}(f_2) - 2\text{CRB}(f_1, f_2).$$

In [12] and [24], Smith has derived the SRL for two closely spaced sources in terms of DOA, each one modeled by one complex pole. In [25], Delmas and Abeida have derived the SRL based on the Smith criterion for DOA of discrete sources under QPSK, BPSK and MSK model assumptions. More recently, Kusuma and Goyal [28] have derived the SRL based on the Smith criterion in sampling estimation problems involving a powersum series.

It is important to note that all the criteria listed before take into account only one parameter of interest per signal. Consequently, all the criteria listed before can not be applied to the aforementioned the multidimensional harmonic model. To the best of our knowledge, no results are available on the SRL for multiple parameters of interest per signal. The goal of this paper is to fill this lack by proposing and deriving the so-called Multidimensional SRL (MSRL) for the multidimensional harmonic retrieval model.

More precisely, in this paper, the MSRL for multiple parameters of interest per signal using a hypothesis test is derived. This choice is motivated by the following arguments: *i)* the hypothesis test approach is not specific to a certain high-resolution algorithm (unlike the mean null spectrum approach), *ii)* in this paper, we link the asymptotic MSRL based on the hypothesis test approach to a new extension of the MSRL based on the CRB approach. Furthermore, we show that the MSRL based on the CRB approach is equivalent to the MSRL based on the hypothesis test approach for a fixed couple  $(P_{fa}, P_d)$ , and *iii)* the hypothesis test is shown to be asymptotically an uniformly most powerful test which is the *strongest* statement of optimality that one could expect to obtain [29].

The paper is organized as follows. We first begin by introducing the multidimensional harmonic model, in Section II. Then, based on this model, we obtain the MSRL based on the hypothesis test and on the CRB approach. The link between these two MSRLs is also described in Section III. Section IV is devoted to the derivation of the MSRL closed-form expression, where, as a by product the exact closed-form expressions of the CRB for the multidimensional retrieval model is

derived (note that to the best of our knowledge, no exact closed-form expressions of the CRB for such model is available in the literature). Furthermore, theoretical and numerical analysis are given in the same section. Finally, conclusions are given in Section V.

#### Glossary of notation

The following notations are used through the paper. Column vectors, matrices and multi-way arrays are represented by lower-case bold letters ( $\mathbf{a}, \dots$ ), upper-case bold letters ( $\mathbf{A}, \dots$ ) and bold calligraphic letters ( $\mathcal{A}, \dots$ ), whereas

- $\mathbb{R}$  and  $\mathbb{C}$  denote the body of real and complex values, respectively,
- $\mathbb{R}^{D_1 \times D_2 \times \dots \times D_I}$  and  $\mathbb{C}^{D_1 \times D_2 \times \dots \times D_I}$  denote the real and complex multi-way arrays (also called tensors) body of dimension  $D_1 \times D_2 \times \dots \times D_I$ , respectively,
- $j = \sqrt{-1}$ ,
- $\mathbf{I}_Q =$  the identity matrix of dimension  $Q$ ,
- $\mathbf{0}_{Q_1 \times Q_2} =$  the  $Q_1 \times Q_2$  matrix filled by zeros,
- $[\mathbf{a}]_i =$  the  $i^{\text{th}}$  element of the vector  $\mathbf{a}$ ,
- $[\mathbf{A}]_{i_1, i_2} =$  the  $i_1^{\text{th}}$  row and the  $i_2^{\text{th}}$  column element of the matrix  $\mathbf{A}$ ,
- $[\mathcal{A}]_{i_1, i_2, \dots, i_N} =$  the  $(i_1, i_2, \dots, i_N)^{\text{th}}$  entry of the multi-way array  $\mathcal{A}$ ,
- $[\mathbf{A}]_{i, p:q} =$  the row vector containing the  $(q - p + 1)$  elements  $[\mathbf{A}]_{i, k}$ , where  $k = p, \dots, q$ ,
- $[\mathbf{A}]_{p:q, k} =$  the column vector containing the  $(q - p + 1)$  elements  $[\mathbf{A}]_{i, k}$ , where  $i = p, \dots, q$ ,
- the derivative of vector  $\mathbf{a}$  w.r.t. to vector  $\mathbf{b}$  is defined as follows:  $\left[\frac{\partial \mathbf{a}}{\partial \mathbf{b}}\right]_{i, j} = \frac{\partial [\mathbf{a}]_i}{\partial [\mathbf{b}]_j}$ ,
- $\mathbf{A}^T =$  the transpose of the matrix  $\mathbf{A}$ ,
- $\mathbf{A}^* =$  the complex conjugate of the matrix  $\mathbf{A}$ ,
- $\mathbf{A}^H = (\mathbf{A}^*)^T$ ,
- $\text{tr}\{\mathbf{A}\} =$  the trace of the matrix  $\mathbf{A}$ ,
- $\det\{\mathbf{A}\} =$  the determinant of the matrix  $\mathbf{A}$ ,
- $\Re\{a\} =$  the real part of the complex number  $a$ ,
- $\mathbb{E}\{a\} =$  the expectation of the random variable  $a$ ,
- $\|\mathbf{a}\|^2 = \frac{1}{L} \sum_{t=1}^L [\mathbf{a}]_t^2$  denotes the normalized norm of the vector  $\mathbf{a}$  (in which  $L$  is the size of  $\mathbf{a}$ ),
- $\text{sgn}(a) = 1$  if  $a \geq 0$  and  $-1$  otherwise.
- $\text{diag}(\mathbf{a})$  is the diagonal operator which forms a diagonal matrix containing the vector  $\mathbf{a}$  on its diagonal,
- $\text{vec}(\cdot)$  is the vec-operator stacking the columns of a matrix on top of each other,
- $\odot$  stands for the Hadamard product,
- $\otimes$  stands for the Kronecker product,
- $\circ$  denotes the multi-way array outer-product (recall that for a given multi-way arrays  $\mathcal{A} \in \mathbb{C}^{A_1 \times A_2 \times \dots \times A_I}$  and  $\mathcal{B} \in \mathbb{C}^{B_1 \times B_2 \times \dots \times B_J}$ , the result of the outer-product of  $\mathcal{A}$  and  $\mathcal{B}$  denoted by  $\mathcal{C}^{A_1 \times \dots \times A_I \times B_1 \times \dots \times B_J}$  is given by  $[\mathcal{C}]_{a_1, \dots, a_I, b_1, \dots, b_J} = [\mathcal{A} \circ \mathcal{B}]_{a_1, \dots, a_I, b_1, \dots, b_J} = [\mathbf{A}]_{a_1, \dots, a_I} [\mathbf{B}]_{b_1, \dots, b_J}$ ).

## II. MODEL SETUP

In this section we introduce the multidimensional harmonic retrieval model in the multi-way array form (also known as *tensor form* [30]). Then, we use the PARAFAC (PARAllel FACtor) decomposition to obtain a vector form of the observation model. This vector form will be used to derive the closed-form expression of the MSRL.

Let us consider a multidimensional harmonic model consisting of the superposition of two harmonics each one of dimension  $P$  contaminated by an additive noise. Thus, the observation model is given as follows [9], [10], [27], [31]–[33]:

$$[\mathcal{Y}(t)]_{n_1, \dots, n_P} = [\mathcal{X}(t)]_{n_1, \dots, n_P} + [\mathcal{N}(t)]_{n_1, \dots, n_P}, \quad (1)$$

$$t = 1, \dots, L, \quad \text{and} \quad n_p = 0, \dots, N_p - 1,$$

where  $\mathcal{Y}(t)$ ,  $\mathcal{X}(t)$  and  $\mathcal{N}(t)$  denote the noisy observation, the noiseless observation and the noise multi-way array at the  $t^{\text{th}}$  snapshot. The number of snapshots and the number of sensors on each array are denoted by  $L$  and  $(N_1, \dots, N_P)$ , respectively. The noiseless observation multi-way array can be written as follows<sup>2</sup> [27], [31]–[33]:

$$[\mathcal{X}(t)]_{n_1, \dots, n_P} = \sum_{m=1}^2 s_m(t) \prod_{p=1}^P e^{j\omega_m^{(p)} n_p}, \quad (2)$$

where  $\omega_m^{(p)}$  and  $s_m(t)$  denote the  $m^{\text{th}}$  frequency viewed along the  $p^{\text{th}}$  dimension or array and the  $m^{\text{th}}$  complex signal source, respectively. Furthermore, the signal source is given by  $s_m(t) = \alpha_m(t) e^{j\phi_m(t)}$  where  $\alpha_m(t)$  and  $\phi_m(t)$  denote the real positive amplitude and the phase for the  $m^{\text{th}}$  signal source at the  $t^{\text{th}}$  snapshot, respectively.

Since,

$$\prod_{p=1}^P e^{j\omega_m^{(p)} n_p} = [\mathbf{a}(\omega_m^{(1)}) \circ \mathbf{a}(\omega_m^{(2)}) \circ \dots \circ \mathbf{a}(\omega_m^{(P)})]_{n_1, n_2, \dots, n_P},$$

where  $\mathbf{a}(\cdot)$  is a Vandermonde vector defined as

$$\mathbf{a}(\omega_m^{(p)}) = [1 \quad e^{j\omega_m^{(p)}} \quad \dots \quad e^{j(N_p-1)\omega_m^{(p)}}]^T,$$

then, the multi-way array  $\mathcal{X}(t)$  follows a PARAFAC decomposition [8], [34]. Consequently, the noiseless observation multi-way array can be rewritten as follows:

$$\mathcal{X}(t) = \sum_{m=1}^2 s_m(t) \left( \mathbf{a}(\omega_m^{(1)}) \circ \mathbf{a}(\omega_m^{(2)}) \circ \dots \circ \mathbf{a}(\omega_m^{(P)}) \right). \quad (3)$$

First, let us vectorize the noiseless observation as follows:

$$\text{vec}(\mathcal{X}(t)) = [[\mathcal{X}(t)]_{0, 0, \dots, 0} \quad \dots \quad [\mathcal{X}(t)]_{N_1-1, 0, \dots, 0} \quad (4)$$

$$[\mathcal{X}(t)]_{0, 1, \dots, 0} \quad \dots \quad [\mathcal{X}(t)]_{N_1-1, N_2-1, \dots, N_P-1}]^T.$$

Thus, the full noise-free observation vector is given by

$$\mathbf{x} = [\text{vec}^T(\mathcal{X}(1)) \quad \text{vec}^T(\mathcal{X}(2)) \quad \dots \quad \text{vec}^T(\mathcal{X}(L))]^T.$$

Second, and in the same way, we define  $\mathbf{y}$ , the noisy observation vector, and  $\mathbf{n}$ , the noise vector, by the concatenation of the proper multi-way array's entries, *i.e.*,

$$\mathbf{y} = [\text{vec}^T(\mathcal{Y}(1)) \quad \text{vec}^T(\mathcal{Y}(2)) \quad \dots \quad \text{vec}^T(\mathcal{Y}(L))]^T = \mathbf{x} + \mathbf{n}. \quad (5)$$

Consequently, in the following, we will consider the observation model in (5). Furthermore, the unknown parameter vector is given by

$$\boldsymbol{\xi} = [\boldsymbol{\omega}^T \quad \boldsymbol{\rho}^T]^T, \quad (6)$$

where  $\boldsymbol{\omega}$  denotes the unknown parameter vector of interest, *i.e.*, containing all the unknown frequencies

$$\boldsymbol{\omega} = \left[ \left( \omega^{(1)} \right)^T \quad \dots \quad \left( \omega^{(P)} \right)^T \right]^T,$$

in which

$$\omega^{(p)} = \left[ \omega_1^{(p)} \quad \omega_2^{(p)} \right]^T. \quad (7)$$

Whereas  $\boldsymbol{\rho}$  contains the unknown nuisance/unwanted parameters vector, *i.e.*, characterizing the noise covariance matrix and/or amplitude

and phase of each source (*e.g.*, in the case of a covariance noise matrix equal to  $\sigma^2 \mathbf{I}_{LN_1 \dots N_P}$  and unknown deterministic amplitudes and phases, the unknown nuisance/unwanted parameters vector  $\boldsymbol{\rho}$  is given by  $\boldsymbol{\rho} = [\alpha_1(1) \quad \dots \quad \alpha_2(L) \quad \phi_1(1) \quad \dots \quad \phi_2(L) \quad \sigma^2]^T$ ).

In the following we conduct a hypothesis test formulation on the observation model (5) to derive our MSRL expression in the case of two sources.

### III. DETERMINATION OF THE MSRL FOR TWO SOURCES

#### A. Hypothesis test formulation

Resolving two closely spaced sources, with respect to their parameters of interest, can be formulated as a binary hypothesis test [13]–[15] (for the special case of  $P = 1$ ). To determine the MSRL (*i.e.*,  $P \geq 1$ ), let us consider the hypothesis  $\mathcal{H}_0$  which represents the case where the two emitted signal sources are combined into one signal, *i.e.*, the two sources have the same parameters (this hypothesis is described by  $\forall p \in [1 \dots P], \omega_1^{(p)} = \omega_2^{(p)}$ ), whereas the hypothesis  $\mathcal{H}_1$  embodies the situation where the two signals are resolvable (the latter hypothesis is described by  $\exists p \in [1 \dots P]$ , such that  $\omega_1^{(p)} \neq \omega_2^{(p)}$ ). Consequently, one can formulate the hypothesis test, as a simple one-sided binary hypothesis test as follows:

$$\begin{cases} \mathcal{H}_0 : & \delta = 0, \\ \mathcal{H}_1 : & \delta > 0, \end{cases} \quad (8)$$

where the parameter  $\delta$  is the so-called MSRL which indicates us in which hypothesis our observation model belongs. Thus, the question addressed below is how can we define the MSRL  $\delta$  such that all the  $P$  parameters of interest are taken into account? A natural idea is that  $\delta$  reflects a distance between the  $P$  parameters of interest. Let the MSRL denotes the  $l_1$  norm<sup>3</sup> between two sets containing the parameters of interest of each source (which is the naturally used norm, since in the mono-parameter frequency case that we extend here, the SRL is defined as  $\delta = f_1 - f_2$  [14], [15], [37]). Meaning that, if we denote these sets as  $C_1$  and  $C_2$  where  $C_m = \{\omega_m^{(1)}, \omega_m^{(2)}, \dots, \omega_m^{(P)}\}$ ,  $m = 1, 2$ , thus,  $\delta$  can be defined as

$$\delta \triangleq \sum_{p=1}^P \left| \omega_2^{(p)} - \omega_1^{(p)} \right|. \quad (9)$$

First, note that the proposed MSRL describes well the hypothesis test (8) (*i.e.*,  $\delta = 0$  means that the two emitted signal sources are combined into one signal and  $\delta \neq 0$  the two signals are resolvable). Second, since the MSRL  $\delta$  is unknown, it is impossible to design an optimal detector in the Neyman-Pearson sense. Alternatively, the Generalized Likelihood Ratio Test (GLRT) [29], [38] is a well known approach appropriate to solve such a problem. To conduct the GLRT on (8), one has to express the probability density function (pdf) of (5) *w.r.t.*  $\delta$ . Assuming (without loss of generality) that  $\omega_1^{(1)} > \omega_2^{(1)}$ , one can notice that  $\boldsymbol{\xi}$  is known if and only if  $\delta$  and  $\boldsymbol{\vartheta} \triangleq [\omega_2^{(1)} \quad \left( \omega^{(2)} \right)^T \quad \dots \quad \left( \omega^{(P)} \right)^T]^T$  are fixed (*i.e.*, there is a one to one mapping between  $\delta, \boldsymbol{\vartheta}$  and  $\boldsymbol{\xi}$ ). Consequently, the pdf of (5) can be described as  $p(\mathbf{y}|\delta, \boldsymbol{\vartheta})$ . Now, we are ready to conduct the

<sup>3</sup>This study can be straightforwardly extended to other norms. The choice of the  $l_1$  is motivated by its calculation convenience (see the derivation of Result 1 and Appendix A). Furthermore, since the MSRL is considered to be small (this assumption can be argued by the fact that the high resolution algorithms have asymptotically an infinite resolving power [35]), thus all continuous  $p$ -norms are similar to (*i.e.*, *looks like*) the  $l_1$  norm. More importantly, in a finite dimensional vector space, all continuous  $p$ -norms are equivalent [36, p. 53], thus the choice of a specific norm is free.

<sup>2</sup>See [3]–[10] for some practical examples for the multidimensional harmonic retrieval model.

GLRT for this problem:

$$\begin{aligned} L_G(\mathbf{y}) &= \frac{\max_{\delta, \boldsymbol{\vartheta}_1} p(\mathbf{y}|\delta, \boldsymbol{\vartheta}_1, \mathcal{H}_1)}{\max_{\boldsymbol{\vartheta}_0} p(\mathbf{y}|\boldsymbol{\vartheta}_0, \mathcal{H}_0)} \\ &= \frac{p(\mathbf{y}|\hat{\delta}, \hat{\boldsymbol{\vartheta}}_1, \mathcal{H}_1)}{p(\mathbf{y}|\hat{\boldsymbol{\vartheta}}_0, \mathcal{H}_0)} \underset{\mathcal{H}_0}{\underset{\mathcal{H}_1}{\geq}} \zeta', \end{aligned} \quad (10)$$

where  $\hat{\delta}$ ,  $\hat{\boldsymbol{\vartheta}}_1$  and  $\hat{\boldsymbol{\vartheta}}_0$  denote the Maximum Likelihood Estimates (MLE) of  $\delta$  under  $\mathcal{H}_1$ , the MLE of  $\boldsymbol{\vartheta}$  under  $\mathcal{H}_1$  and the MLE of  $\boldsymbol{\vartheta}$  under  $\mathcal{H}_0$ , respectively, and where  $\zeta'$  denotes the test threshold. From (10), one obtains

$$T_G(\mathbf{y}) = \text{Ln } L_G(\mathbf{y}) \underset{\mathcal{H}_0}{\underset{\mathcal{H}_1}{\geq}} \zeta = \text{Ln} \zeta', \quad (11)$$

in which Ln denotes the natural logarithm.

### B. Asymptotic equivalence of the MSRL

Finding the analytical expression of  $T_G(\mathbf{y})$  in (11) is not tractable. This is mainly due to the fact that the derivation of  $\hat{\delta}$  is impossible since from (2) one obtains a multimodal likelihood function [39]. Consequently, in the following, and as in<sup>4</sup> [14], we consider the asymptotic case (in terms of the number of snapshots). In [38, eq (6C.1)] it has been proven that, for a large number of snapshots, the statistic  $T_G(\mathbf{y})$  follows a chi-square pdf under  $\mathcal{H}_0$  and  $\mathcal{H}_1$  given by

$$T_G(\mathbf{y}) \sim \begin{cases} \chi_1^2 & \text{under } \mathcal{H}_0, \\ \chi_1^2(\kappa'(P_{fa}, P_d)) & \text{under } \mathcal{H}_1, \end{cases} \quad (12)$$

where  $\chi_1^2$  and  $\chi_1^2(\kappa'(P_{fa}, P_d))$  denote the central chi-square and the noncentral chi-square pdf with one degree of freedom, respectively.  $P_{fa}$  and  $P_d$  are, respectively, the probability of false alarm and the probability of detection of the test (8). In the following,  $\text{CRB}(\delta)$  denotes the CRB for the parameter  $\delta$  where the unknown vector parameter is given by  $[\delta \ \boldsymbol{\vartheta}^T]^T$ . Consequently, assuming that  $\text{CRB}(\delta)$  exists (under  $\mathcal{H}_0$  and  $\mathcal{H}_1$ ), is well defined (see Section IV for the necessary<sup>5</sup> and sufficient conditions) and is a tight bound (*i.e.*, achievable under quite general/weak conditions [39], [40]), thus the noncentral parameter  $\kappa'(P_{fa}, P_d)$  is given by [38, p.239]

$$\kappa'(P_{fa}, P_d) = \delta^2 (\text{CRB}(\delta))^{-1}. \quad (13)$$

On the other hand, one can notice that the noncentral parameter  $\kappa'(P_{fa}, P_d)$  can be determined numerically by the choice of  $P_{fa}$  and  $P_d$  [14], [29] as the solution of

$$\mathcal{Q}_{\chi_1^2}^{-1}(P_{fa}) = \mathcal{Q}_{\chi_1^2(\kappa'(P_{fa}, P_d))}^{-1}(P_d), \quad (14)$$

in which  $\mathcal{Q}_{\chi_1^2}^{-1}(\varpi)$  and  $\mathcal{Q}_{\chi_1^2(\kappa'(P_{fa}, P_d))}^{-1}(\varpi)$  are the inverse of the right tail of the  $\chi_1^2$  and  $\chi_1^2(\kappa'(P_{fa}, P_d))$  pdf starting at the value  $\varpi$ . Finally, from (13) and (14) one obtains<sup>6</sup>

$$\delta = \kappa(P_{fa}, P_d) \sqrt{\text{CRB}(\delta)}, \quad (15)$$

where  $\sqrt{\kappa(P_{fa}, P_d)} = \kappa'(P_{fa}, P_d)$  is the so-called translation factor [14] which is determined for a given probability of false alarm and

<sup>4</sup>Note that, due to the specific definition of the SRL in [14] (*i.e.*, using the same notation as in [14],  $\delta = \cos(\mathbf{u}_1^T \mathbf{u}_2)$ ) and the restrictive assumption in [14] ( $\mathbf{u}_1$  and  $\mathbf{u}_2$  belong to the same plan), the SRL as defined in [14] cannot be used in the multidimensional harmonic context.

<sup>5</sup>One of the necessary conditions regardless the noise pdf is that  $\omega_1^{(p)} \neq \omega_2^{(p)}$ . Meaning that each parameter of interest *w.r.t.* to the first signal  $\omega_1^{(p)}$  can be as close as possible to the parameter of interest *w.r.t.* to the second signal  $\omega_2^{(p)}$ , but not equal. This is not really a restrictive assumptions, since in most applications, having two or more identical parameters of interest is a zero probability event [10, p. 53].

<sup>6</sup>Note that applying (15) for  $P = 1$  and for  $\kappa(P_{fa}, P_d) = 1$ , one obtains the Smith criterion [12].

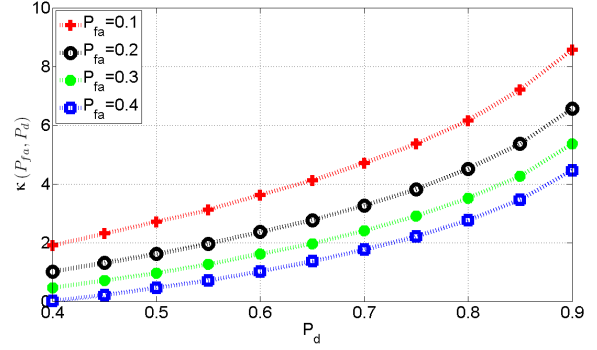


Fig. 1. The translation factor  $\kappa$  vs. the probability of detection  $P_d$  and  $P_{fa}$ . One can notice that increasing  $P_d$  or decreasing  $P_{fa}$  has the effect to increase the value of the translation factor  $\kappa$ . This is expected since increasing  $P_d$  or decreasing  $P_{fa}$  leads to a more selective decision [29], [38].

probability of detection (see Fig. 1 for the behavior of the translation factor versus  $P_{fa}$  and  $P_d$ ).

*Result 1:* The asymptotic MSRL for model (5) in the case of  $P$  parameters of interest per signal ( $P \geq 1$ ) is given by  $\delta$  which is the solution of the following equation:

$$\delta^2 - \kappa^2(P_{fa}, P_d) (A_{\text{direct}} + A_{\text{cross}}) = 0, \quad (16)$$

where  $A_{\text{direct}}$  denotes the contribution of the parameters of interest belonging to the same dimension as follows

$$A_{\text{direct}} = \sum_{p=1}^P \text{CRB}(\omega_1^{(p)}) + \text{CRB}(\omega_2^{(p)}) - 2\text{CRB}(\omega_1^{(p)}, \omega_2^{(p)}),$$

and where  $A_{\text{cross}}$  is the contribution of the cross terms between distinct dimension given by

$$\begin{aligned} A_{\text{cross}} = \sum_{p=1}^P \sum_{\substack{p'=1 \\ p' \neq p}}^P g_p g_{p'} (\text{CRB}(\omega_1^{(p)}, \omega_1^{(p')}) + \text{CRB}(\omega_2^{(p)}, \omega_2^{(p')}) \\ - 2\text{CRB}(\omega_1^{(p)}, \omega_2^{(p')})), \end{aligned}$$

in which  $g_p = \text{sgn}(\omega_1^{(p)} - \omega_2^{(p)})$ .

*Proof:* see Appendix A.

*Remark 1:* It is worth noting that, the hypothesis test (8) is a binary one-sided test and that the MLE used is an unconstrained estimator. Thus, one can deduce that the GLRT, used to derive the asymptotic MSRL [14], [38]: *i)* is the asymptotically uniformly most powerful test among all invariant statistical tests, and *ii)* has an asymptotic Constant False-Alarm Rate (CFAR). Which is, in the asymptotic case, considered as the *strongest* statement of optimality that one could expect to obtain [29].

*Remark 2:* • *Existence of the MSRL:* It is natural to assume that the CRB is a non-increasing (*i.e.*, decreasing or constant) function on  $\mathbb{R}^+$  *w.r.t.*  $\delta$  since it is more difficult to estimate two closely-spaced signals than two largely-spaced ones. In the same time the left hand side of (15) is a monotonically increasing function *w.r.t.*  $\delta$  on  $\mathbb{R}^+$ . Thus for a fixed couple  $(P_{fa}, P_d)$ , the solution of the implicit equation given by (15) always exists. However, theoretically, there is no assurance that the solution of equation (15) is unique.

• Note that, in practical situation, the case where  $\text{CRB}(\delta)$  is not a function of  $\delta$  is important since in this case,  $\text{CRB}(\delta)$  is constant *w.r.t.*  $\delta$  and thus the solution of (15) exists and is unique (see Section IV).

In the following subsection, we study the explicit effect of this so-called translation factor.

### C. The relationship between the MSRL based on the CRB and the Hypothesis Test approaches

In this subsection, we link the asymptotic MSRL (derived using the hypothesis test approach, see Result 1) to a new proposed extension of the SRL based on the Smith criterion [12]. First, we recall that the Smith criterion defines the SRL in the case of  $P = 1$  only. Then, we extend this criterion to  $P \geq 1$  (i.e., the case of the multidimensional harmonic model). Finally, we link the MSRL based on the hypothesis test approach (see Result 1) to the MSRL based on the CRB approach (i.e., the extended SRL based on the Smith Criterion).

1) *The Smith criterion:* Since the CRB expresses a lower bound on the covariance matrix of any unbiased estimator, then it expresses also the ultimate estimation accuracy. In this context, Smith proposed the following criterion for the case of two source signals parameterized each one by only one frequency [12]: *two signals are resolvable if the difference between their frequency,  $\delta_{\omega^{(1)}} = \omega_2^{(1)} - \omega_1^{(1)}$ , is greater than the standard deviation of the frequency difference estimation.* Since, the standard deviation can be approximated by the CRB, then, the SRL, in the Smith criterion sense, is defined as the limit of  $\delta_{\omega^{(1)}}$  for which  $\delta_{\omega^{(1)}} < \sqrt{\text{CRB}(\delta_{\omega^{(1)}})}$  is achieved. This means that, the SRL is the solution of the following implicit equation

$$\delta_{\omega^{(1)}}^2 = \text{CRB}(\delta_{\omega^{(1)}}).$$

2) *The extension of the Smith criterion to the case of  $P \geq 1$ :* Based on the above framework, a straightforward extension of the Smith criterion to the case of  $P \geq 1$  for the multidimensional harmonic model is as follows: *two multidimensional harmonic retrieval signals are resolvable if the distance between  $C_1$  and  $C_2$ , is greater than the standard deviation of the  $\delta_{\text{CRB}}$  estimation.* Consequently, assuming that the CRB exists and is well defined, the MSRL  $\delta_{\text{CRB}}$  is given as the solution of the following implicit equation

$$\begin{cases} \delta_{\text{CRB}}^2 = \text{CRB}(\delta_{\text{CRB}}) \\ \text{s.t. } \delta_{\text{CRB}} = \sum_{p=1}^P |\omega_2^{(p)} - \omega_1^{(p)}|. \end{cases} \quad (17)$$

3) *Comparison and link between the MSRL based on the CRB approach and the MSRL based on the hypothesis test approach:* The MSRL based on the hypothesis test approach is given as the solution of

$$\begin{cases} \delta = \kappa(P_{fa}, P_d) \sqrt{\text{CRB}(\delta)}, \\ \text{s.t. } \delta = \sum_{p=1}^P |\omega_2^{(p)} - \omega_1^{(p)}|, \end{cases}$$

whereas the MSRL based on the CRB approach is given as the solution of (17). Consequently, one has the following result:

*Result 2:* Upon to a translation factor, the asymptotic MSRL based on the hypothesis test approach (i.e., using the binary one-sided hypothesis test given in (8)) is equivalent to the proposed MSRL based on the CRB approach (i.e., using the extension of the Smith criterion). Consequently, the criterion given in (17) is equivalent to an asymptotically uniformly most powerful test among all invariant statistical tests for  $\kappa(P_{fa}, P_d) = 1$  (see Fig. 2 for the values of  $(P_{fa}, P_d)$  such that  $\kappa(P_{fa}, P_d) = 1$ ).

The following section is dedicated to the analytical computation of closed-form expression of the MSRL. In Subsection A we introduce the assumptions used to compute the MSRL in the case of a Gaussian random noise and orthogonal waveforms. Then we derive non matrix closed-form expressions of the CRB in Subsection B (note that to the best of our knowledge, no closed-form expressions of the CRB for such model is available in the literature). In Subsection C and thanks

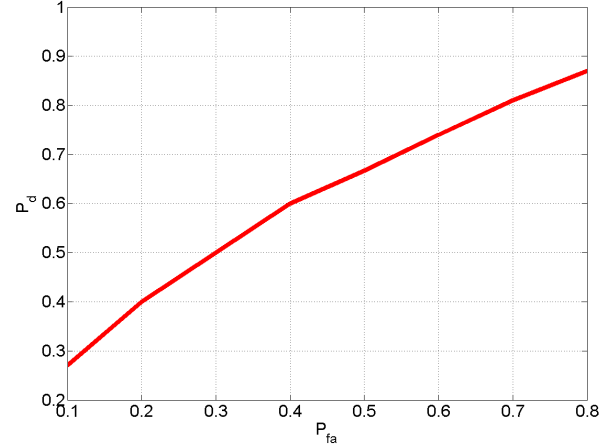


Fig. 2. All values of  $(P_{fa}, P_d)$  such that  $\kappa(P_{fa}, P_d) = 1$ .

to these expressions, the MSRL will be deduced using (16). Finally, the MSRL analysis is given in Subsection D.

## IV. MSRL CLOSED FORM EXPRESSION

In Section III we have defined the general model of the multidimensional harmonic model. To derive a closed form expression of the MSRL, we need more assumptions on the covariance noise matrix and/or on the signal sources.

### A. Assumptions

- The noise is assumed to be a complex circular white Gaussian random process i.i.d. with zero-mean and unknown variance  $\sigma^2 \mathbf{I}_{LN_1 \dots LN_P}$ .
- We consider a multidimensional harmonic model due to the superposition of two harmonics each of them of dimension  $P \geq 1$ . Furthermore, for sake of simplicity and clarity, the sources have been assumed known and orthogonal (e.g., [8], [41]). In this case, the unknown parameter vector is fixed and does not grow with the number of snapshots. Consequently, the CRB is an achievable bound [39].
- Each parameter of interest w.r.t. to the first signal,  $\omega_1^{(p)}$   $p = 1 \dots P$ , can be as close as possible to the parameter of interest w.r.t. to the second signal  $\omega_2^{(p)}$   $p = 1 \dots P$ , but not equal. This is not really a restrictive assumption, since in most applications, having two or more identical parameters of interest is a zero probability event [10, p. 53].

Under these assumptions, the joint probability density function of the noisy observations  $\mathbf{y}$  for a given unknown deterministic parameter vector  $\boldsymbol{\xi}$  is as follows:

$$p(\mathbf{y} | \boldsymbol{\xi}) = \prod_{t=1}^L p(\text{vec}(\mathcal{Y}(t)) | \boldsymbol{\xi}) = \frac{1}{(\pi\sigma^2)^{LN}} e^{-\frac{1}{\sigma^2}(\mathbf{y}-\mathbf{x})^H(\mathbf{y}-\mathbf{x})},$$

where  $N = \prod_{p=1}^P N_p$ . The multidimensional harmonic retrieval model with known sources is considered herein, and thus, the parameter vector is given by

$$\boldsymbol{\xi} = [\boldsymbol{\omega}^T \quad \sigma^2]^T, \quad (18)$$

where

$$\boldsymbol{\omega} = [(\boldsymbol{\omega}^{(1)})^T \quad \dots \quad (\boldsymbol{\omega}^{(P)})^T]^T,$$

in which

$$\boldsymbol{\omega}^{(p)} = \begin{bmatrix} \omega_1^{(p)} & \omega_2^{(p)} \end{bmatrix}^T. \quad (19)$$

### B. CRB for the multidimensional harmonic model with orthogonal known signal sources

The Fisher Information Matrix (FIM) of the noisy observations  $\mathbf{y}$  w.r.t. a parameter vector  $\boldsymbol{\xi}$  is given by [42]

$$\mathbf{FIM}(\boldsymbol{\xi}) = \mathbb{E} \left\{ \frac{\partial \ln p(\mathbf{y}|\boldsymbol{\xi})}{\partial \boldsymbol{\xi}} \left( \frac{\partial \ln p(\mathbf{y}|\boldsymbol{\xi})}{\partial \boldsymbol{\xi}} \right)^H \right\}.$$

For a complex circular Gaussian observation model, the  $(i^{th}, k^{th})$  element of the FIM for the parameter vector  $\boldsymbol{\xi}$  is given by [37]

$$[\mathbf{FIM}(\boldsymbol{\xi})]_{i,k} = \frac{LN}{\sigma^4} \frac{\partial \sigma^2}{\partial [\boldsymbol{\xi}]_i} \frac{\partial \sigma^2}{\partial [\boldsymbol{\xi}]_k} + \frac{2}{\sigma^2} \Re \left\{ \frac{\partial \mathbf{x}^H}{\partial [\boldsymbol{\xi}]_i} \frac{\partial \mathbf{x}}{\partial [\boldsymbol{\xi}]_k} \right\} \quad (i, k) = \{1, \dots, 2L\}. \quad (20)$$

Consequently, one can state the following Lemma.

*Lemma 1:* The FIM for the sum of two  $P$ -order harmonic models with orthogonal known sources, has a block diagonal structure and is given by

$$\mathbf{FIM}(\boldsymbol{\xi}) = \frac{2}{\sigma^2} \begin{bmatrix} \mathbf{F}_\omega & \mathbf{0}_{2P \times 1} \\ \mathbf{0}_{1 \times 2P} & \times \end{bmatrix}, \quad (21)$$

where, the  $(2P) \times (2P)$  matrix  $\mathbf{F}_\omega$  is also a block diagonal matrix given by

$$\mathbf{F}_\omega = LN(\boldsymbol{\Delta} \otimes \mathbf{G}), \quad (22)$$

in which  $\boldsymbol{\Delta} = \text{diag}\{\|\boldsymbol{\alpha}_1\|^2, \|\boldsymbol{\alpha}_2\|^2\}$  where

$$\boldsymbol{\alpha}_m = [\alpha_m(1) \quad \dots \quad \alpha_m(L)]^T \quad \text{for } m \in \{1, 2\}, \quad (23)$$

and

$$[\mathbf{G}]_{k,l} = \begin{cases} \frac{(2N_k-1)(N_k-1)}{6} & \text{for } k = l, \\ \frac{(N_k-1)(N_l-1)}{2} & \text{for } k \neq l. \end{cases}$$

*Proof:* see Appendix B.

After some calculation and using Lemma 1, one can state the following result.

*Result 3:* The closed-form expressions of the CRB for the sum of two  $P$ -order harmonic models with orthogonal known signal sources are given by

$$\text{CRB}(\omega_m^{(p)}) = \frac{6}{LNSNR_m} C_p, \quad m \in \{1, 2\}, \quad (24)$$

where  $\text{SNR}_m = \frac{\|\boldsymbol{\alpha}_m\|^2}{\sigma^2}$  denotes the Signal-to-Noise Ratio (SNR) of the  $m^{th}$  source and where

$$C_p = \frac{N_p(1-3V_P) + 3V_P + 1}{(N_p+1)(N_p^2-1)} \quad \text{in which } V_P = \frac{1}{1+3\sum_{p=1}^P \frac{N_p-1}{N_p+1}}.$$

Furthermore, the cross-terms are given by

$$\text{CRB}(\omega_m^{(p)}, \omega_{m'}^{(p')}) = \begin{cases} 0 & \text{for } m \neq m', \\ \frac{-6}{LNSNR_m} \tilde{C}_{p,p'} & \text{for } m = m' \text{ and } p \neq p', \end{cases} \quad (25)$$

where

$$\tilde{C}_{p,p'} = \frac{3V_P}{(N_p+1)(N_{p'}+1)}.$$

*Proof:* see Appendix C.

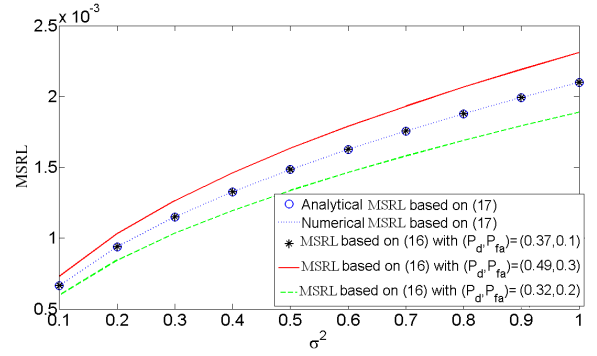


Fig. 3. MSRL vs.  $\sigma^2$  for  $L = 100$ .

### C. MSRL derivation

Using the previous result, one obtains the unique solution of (16), thus, the MSRL for model (1) is given by the following result:

*Result 4:* The MSRL for the sum of  $P$ -order harmonic models with orthogonal known signal sources, is given by

$$\delta = \sqrt{\frac{6}{L NESNR} \left( \sum_{p=1}^P C_p - \sum_{\substack{p, p'=1 \\ p \neq p'}}^P g_p g_{p'} \tilde{C}_{p,p'} \right)}, \quad (26)$$

where the so-called Extended SNR is given by  $\text{ESNR} = \frac{\text{SNR}_1 \text{SNR}_2}{\text{SNR}_1 + \text{SNR}_2}$ .

*Proof:* see Appendix D.

### D. Numerical Analysis

Taking advantage of the latter result, one can analyze the MSRL given by (26):

- First, from Fig. 3 note that the numerical solution of the MSRL based on (12) is in good agreement with the analytical expression of the MSRL (23), which validate the closed-form expression given in (23). On the other hand, one can notice that, for  $P_d = 0.37$  and  $P_{fa} = 0.1$  the MSRL based on the CRB is exactly equal to the MSRL based on hypothesis test approach derived in the asymptotic case. From the case  $P_d = 0.49$  and  $P_{fa} = 0.3$  or/and  $P_d = 0.32$  and  $P_{fa} = 0.1$ , one can notice the influence of the translation factor  $\kappa(P_{fa}, P_d)$  on the MSRL.
- The MSRL<sup>7</sup> is  $O\left(\sqrt{\frac{1}{\text{ESNR}}}\right)$  which is consistent with some previous results for the case  $P = 1$  (e.g., [13], [15], [25]).
- From (26) and for a large number of sensors  $N_1 = N_2 = \dots = N_P = N \gg 1$ , one obtains a simple expression

$$\delta = \sqrt{\frac{12}{LN^{P+1}\text{ESNR}} \frac{P}{1+3P}},$$

meaning that, the SRL is  $O\left(\sqrt{\frac{1}{N^{P+1}}}\right)$ .

- Furthermore, since  $P \geq 1$ , one has

$$\frac{(P+1)(3P+1)}{P(3P+4)} < 1,$$

and consequently, the ratio between the MSRL of a multidimensional harmonic retrieval with  $P$  parameters of interest, denoted by  $\delta_P$  and the MSRL of a multidimensional harmonic retrieval with  $P+1$  parameters of interest, denoted by  $\delta_{P+1}$ , is given by

$$\frac{\delta_{P+1}}{\delta_P} = \sqrt{\frac{(P+1)(3P+1)}{NP(3P+4)}}, \quad (27)$$

<sup>7</sup>Where  $O(\cdot)$  denotes the Landau notation [43].

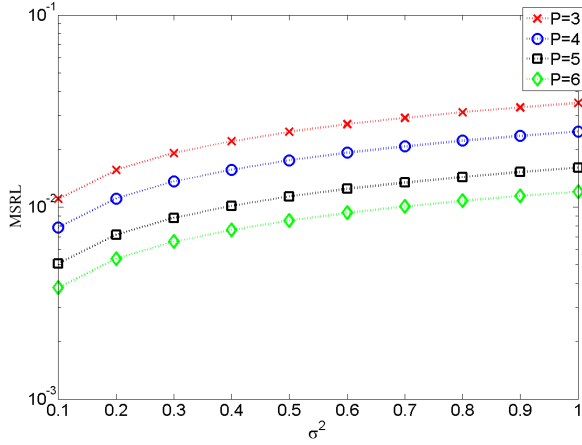


Fig. 4. The SRL for multidimensional harmonic retrieval with orthogonal known sources for  $M$  equally powered sources, where  $P = 3, 4, 5, 6$ ,  $L = 100$ , and the numbers of sensors are given by  $N_1 = 3$ ,  $N_2 = 5$ ,  $N_3 = 4$ ,  $N_4 = 4$ ,  $N_5 = 4$  and  $N_6 = 3$ .

meaning that the MSRL for  $P + 1$  parameters of interest is less than the one for  $P$  parameters of interest (see Fig. 4). This, can be explained by the estimation additional parameter and also by an increase of the received noisy data thanks to the additional dimension. One should note that this property is proved theoretically thanks to (27) using the assumption of an equal and large number of sensors. However, from Fig. 4 we notice that, in practice, this can be verified even for a small number of sensors (*e.g.*, in Fig. 4 one has  $3 \leq N_p \leq 5$  for  $p = 3, \dots, 6$ ).

- Furthermore, since

$$\sqrt{\frac{4}{LN^{P+1}ESNR}} \leq \delta_P < \delta_{P-1} < \dots < \delta_1$$

one can note that, the SRL is lower bounded by  $\sqrt{\frac{4}{LN^{P+1}ESNR}}$ .

- One can address the problem of finding the optimal distribution of power sources making the SRL the smallest as possible (*s.t.* the constraint of constant total source power). In this issue, one can state the following corollary:

*Corollary 1:* The optimal power's source distribution that ensures the smallest MSRL is obtained only for the equi-powered sources case.

*Proof:* see Appendix E.

This result was observed numerically for  $P = 1$  in [13] (see Fig. 5 for the multidimensional harmonic model). Moreover, it has been shown also by simulation for the case  $P = 1$  that the so-called maximum likelihood breakdown (*i.e.*, when the mean square error of the MLE increases rapidly) occurs at higher SNR in the case of different power signal sources than in the case of equi-powered signal sources [44]. The authors explained it by the fact that one source grabs most of the total power, then, this latter will be estimated more accurately, whereas the second one, will take an arbitrary parameter estimation which represents an outlier.

- In the same way, let us consider the problem of the optimal

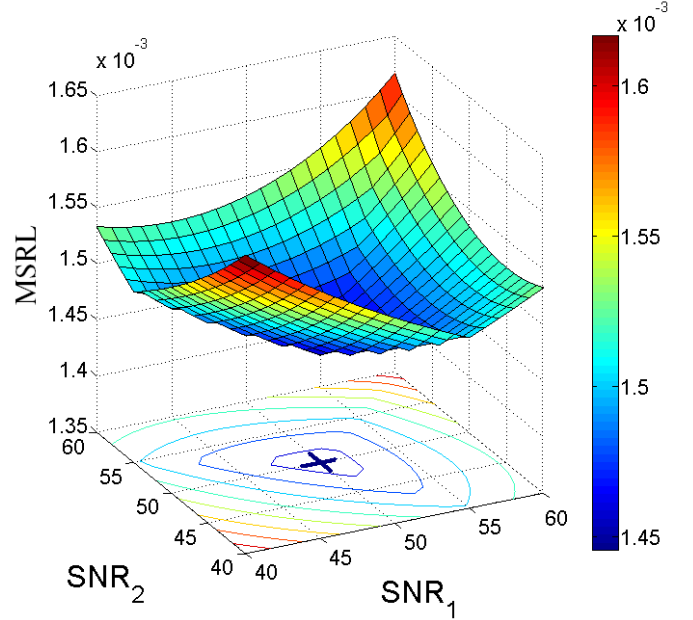


Fig. 5. MSRL vs.  $SNR_1$ , the SNR of the first source, and  $SNR_2$ , the SNR of the second source. One can notice that the optimal distribution of the SNR (which corresponds to the lowest MSRL) corresponds to  $SNR_1 = SNR_2 = \frac{SNR_{total}}{2}$  as predicted by Corollary 1.

placement of the sensors<sup>8</sup>  $N_1, \dots, N_P$ , making the minimum MSRL *s.t.* the constraint that the total number of sensors is constant (*i.e.*,  $N_{total} = \sum_{p=1}^P N_p$  in which we suppose that  $N_{total}$  is a multiple of  $P$ ).

*Corollary 2:* If the total number of sensors  $N_{total}$ , is a multiple of  $P$ , then an optimal placement of the sensors that ensure the lowest MSRL is (see Fig. 6 and Fig. 7)

$$N_1 = \dots = N_P = \frac{N_{total}}{P}. \quad (28)$$

*Proof:* see Appendix F.

*Remark 3:* Note that, in the case where  $N_{total}$  is not a multiple of  $P$ , one expects that the optimal MSRL is given in the case where the sensors distribution approaches the equi-sensors distribution situation given in corollary 3. Fig. 7 confirms that (in the case of  $P = 3$ ,  $N_1 = 8$  and a total number of sensors  $N = 22$ ). From Fig. 7, one can notice that the optimal distribution of the number of sensors corresponds to  $N_2 = N_3 = 7$  and  $N_1 = 8$  which is the nearest situation to the equi-sensors distribution.

## V. CONCLUSION

In this paper, we have derived the Multidimensional Statistical Resolution Limit (MSRL) for the multidimensional harmonic retrieval model. Toward this end, we have extended the concept of Statistical Resolution Limit (SRL) to multiple parameters of interest per signal. First, we have used a hypothesis test approach. The applied test is shown to be asymptotically an uniformly most powerful test which is the *strongest* statement of optimality that one could hope to obtain. Second, we have linked the asymptotic MSRL based on the hypothesis test approach to a new extension of the SRL based

<sup>8</sup>One should note, that we assumed a uniform linear multi-array, and the problem is to find the optimal distribution of the number of sensors on each array. The more general case, *i.e.*, where the optimization problem considers the non linearity of the multi-way array, is beyond the scope of the problem addressed herein.



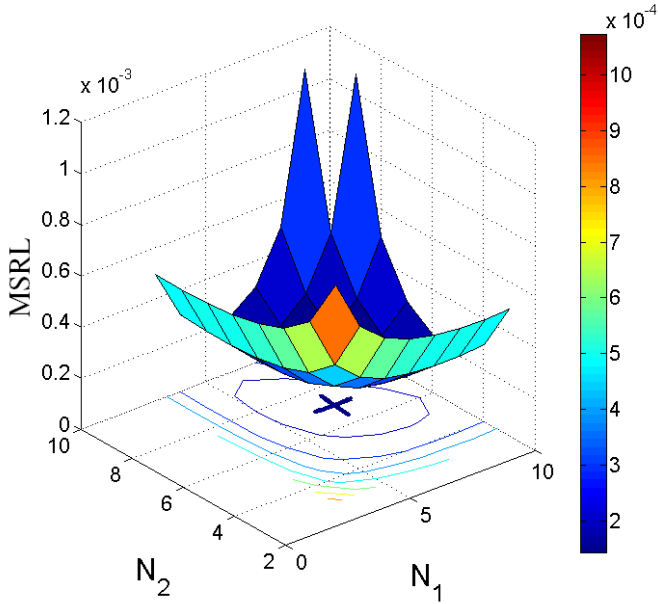


Fig. 6. The MSRL vs.  $N_1$  and  $N_2$  in the case of  $P = 3$  and a total number of sensors  $N_{\text{total}} = 21$ . One can notice that the optimal distribution of the number of sensors (which corresponds to the lowest SLR) corresponds to  $N_1 = N_2 = N_3 = \frac{N_{\text{total}}}{3}$  as predicted by (28).

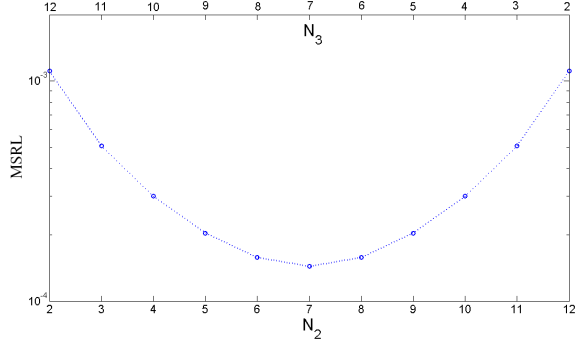


Fig. 7. The plot of the MSRL vs.  $N_2$  in the case of  $P = 3$ ,  $N_1 = 8$  and a total number of sensors  $N = 22$ .

on the Cramér-Rao bound approach. Using the Cramér-Rao bound and a proper change of variable formula, closed-form expression of the MSRL are given. Finally, note that the concept of the MSRL can be used to optimize, for example, the waveform and/or the array geometry for a specific problem.

#### APPENDIX A:

##### The proof of *Result 1*

**Appendix A.1 :** In this appendix, we derive the MSRL using the  $l_1$  norm.

From  $\mathbf{CRB}(\xi)$  where  $\xi = [\omega^T \ \rho^T]^T$  in which  $\omega = [\omega_1^{(1)} \ \omega_2^{(1)} \ \omega_1^{(2)} \ \omega_2^{(2)} \ \dots \ \omega_1^{(P)} \ \omega_2^{(P)}]^T$ , one can deduce  $\mathbf{CRB}(\check{\xi})$  where  $\check{\xi} = \mathbf{g}(\xi) = [\delta \ \vartheta^T]^T$  in which  $\vartheta \triangleq [\omega_2^{(1)} \ (\omega^{(2)})^T \ \dots \ (\omega^{(P)})^T]^T$ . Thanks to the Jacobian matrix given by

$$\frac{\partial \mathbf{g}(\xi)}{\partial \xi} = \begin{bmatrix} \mathbf{h}^T & \mathbf{0} \\ \mathbf{A} & \mathbf{0} \\ \mathbf{0} & \mathbf{I} \end{bmatrix},$$

where  $\mathbf{h} = [g_1 \ g_2 \ \dots \ g_P]^T \otimes [1 \ -1]^T$ , in which  $g_p = \frac{\partial \delta}{\partial \omega_1^{(p)}} = -\frac{\partial \delta}{\partial \omega_2^{(p)}} = \text{sgn}(\omega_1^{(p)} - \omega_2^{(p)})$  and  $\mathbf{A} = [\mathbf{0} \ \mathbf{I}]$ . Using the change of variable formula

$$\mathbf{CRB}(\check{\xi}) = \frac{\partial \mathbf{g}(\xi)}{\partial \xi} \mathbf{CRB}(\xi) \left( \frac{\partial \mathbf{g}(\xi)}{\partial \xi} \right)^T, \quad (29)$$

one has

$$\mathbf{CRB}(\check{\xi}) = \begin{bmatrix} \mathbf{h}^T \mathbf{CRB}(\omega) \mathbf{h} & \times \\ \times & \mathbf{I} \end{bmatrix}.$$

Consequently, after some calculus, one obtains

$$\begin{aligned} \mathbf{CRB}(\delta) &\triangleq \left[ \mathbf{CRB}(\check{\xi}) \right]_{1,1} = \mathbf{h}^T \mathbf{CRB}(\omega) \mathbf{h} \\ &= \sum_{p=1}^{2P} \sum_{p'=1}^{2P} [\mathbf{h}]_p [\mathbf{h}]_{p'} [\mathbf{CRB}(\omega)]_{p,p'} \\ &= \sum_{p=1}^P \sum_{p'=1}^P g_p g_{p'} \left( [\mathbf{CRB}(\xi)]_{2p,2p'} + [\mathbf{CRB}(\xi)]_{2p-1,2p'-1} - \right. \\ &\quad \left. [\mathbf{CRB}(\xi)]_{2p,2p'-1} - [\mathbf{CRB}(\xi)]_{2p-1,2p'} \right) \\ &\triangleq A_{\text{direct}} + A_{\text{cross}}, \end{aligned} \quad (30)$$

where  $A_{\text{direct}} = \sum_{p=1}^P \mathbf{CRB}(\omega_1^{(p)}) + \mathbf{CRB}(\omega_2^{(p)}) - 2\mathbf{CRB}(\omega_1^{(p)}, \omega_2^{(p)})$  and where  $A_{\text{cross}}(k) = \sum_{p=1}^P \sum_{p'=1}^P g_p g_{p'} \left( \mathbf{CRB}(\omega_1^{(p)}, \omega_1^{(p')}) + \mathbf{CRB}(\omega_2^{(p)}, \omega_2^{(p')}) - 2\mathbf{CRB}(\omega_1^{(p)}, \omega_2^{(p')}) \right)$ . Finally, using (30) one obtains (16).

**Appendix A.2 :** In this part, we derive the MSRL using the  $l_k$  norm for a given integer  $k \geq 1$ . The aim of this part is to support the footnote number 1, which states that using the  $l_1$  norm computing the MSRL using the  $l_1$  norm is for the calculation convenience.

Once again, from  $\mathbf{CRB}(\xi)$ , one can deduce  $\mathbf{CRB}(\check{\xi}_k)$  where  $\check{\xi}_k = \mathbf{g}_k(\xi) = [\delta(k) \ \vartheta^T]^T$  in which the distance between  $C_1$  and  $C_2$  using the  $l_k$  norm is given by  $\delta(k) \triangleq k$ -norm distance( $C_1, C_2$ ) =  $\left( \sum_{p=1}^P \delta_p^k \right)^{1/k}$  and where  $\vartheta \triangleq [\omega_2^{(1)} \ (\omega^{(2)})^T \ \dots \ (\omega^{(P)})^T]^T$ . The Jacobian matrix is given by

$$\frac{\partial \mathbf{g}_k(\xi)}{\partial \xi} = \begin{bmatrix} \mathbf{h}_k^T & \mathbf{0} \\ \mathbf{A} & \mathbf{0} \\ \mathbf{0} & \mathbf{I} \end{bmatrix},$$

where  $\mathbf{h}_k = [1 \ -1]^T \otimes [g_1(k) \ g_2(k) \ \dots \ g_P(k)]^T$ , in which  $g_p(k) = \frac{\partial \delta(k)}{\partial \omega_1^{(p)}} = -\frac{\partial \delta(k)}{\partial \omega_2^{(p)}}$  and  $\mathbf{A} = [\mathbf{0} \ \mathbf{I}]$ . Since  $|x|^k$  can be written as  $\sqrt{x^{2k}}$ . Thus, for  $x \neq 0$ , one has

$$\begin{aligned} g_p(k) &= \frac{\partial \left( \sum_{p'=1}^P \sqrt{(\omega_1^{(p')} - \omega_2^{(p')})^{2k}} \right)^{1/k}}{\partial \omega_1^{(p)}} \\ &= \frac{1}{k} \left( \sum_{i=1}^P \sqrt{(\omega_1^{(i)} - \omega_2^{(i)})^{2k}} \right)^{\frac{1}{k}-1} \frac{\partial \sqrt{(\omega_1^{(i)} - \omega_2^{(i)})^{2k}}}{\partial \omega_1^{(i)}} \\ &= \text{sgn}(\omega_1^{(p)} - \omega_2^{(p)}) \left( \sum_{p'=1}^P \sqrt{(\omega_1^{(p')} - \omega_2^{(p')})^{2k}} \right)^{\frac{1}{k}-1} \sqrt{(\omega_1^{(p)} - \omega_2^{(p)})^{2(k-1)}} \\ &= \text{sgn}(\omega_1^{(p)} - \omega_2^{(p)}) \delta^{1-k} \delta_p^{k-1}. \end{aligned} \quad (31)$$

Again, by using the change of variable formula (29), one has

$$\mathbf{CRB}(\check{\xi}_k) = \begin{bmatrix} \mathbf{h}_k^T \mathbf{CRB}(\omega) \mathbf{h}_k & \times \\ \times & \mathbf{I} \end{bmatrix}.$$

Consequently, after some calculus, one obtains

$$\begin{aligned} \text{CRB}(\delta(k)) &\triangleq \left[ \text{CRB}(\check{\xi}_k) \right]_{1,1} \\ &= \sum_{p=1}^P \sum_{p'=1}^P g_p(k) g_{p'}(k) \left( [\text{CRB}(\xi)]_{2p,2p'} + [\text{CRB}(\xi)]_{2p-1,2p'-1} \right. \\ &\quad \left. - [\text{CRB}(\xi)]_{2p,2p'-1} - [\text{CRB}(\xi)]_{2p-1,2p'} \right) \\ &= (\delta(k))^{2(1-k)} (A_{\text{direct}}(k) + A_{\text{cross}}(k)), \end{aligned} \quad (32)$$

where  $A_{\text{direct}}(k) = \sum_{p=1}^P \delta_p^{2(k-1)} \left( \text{CRB}(\omega_1^{(p)}) + \text{CRB}(\omega_2^{(p)}) - 2\text{CRB}(\omega_1^{(p)}, \omega_2^{(p)}) \right)$  and where  $A_{\text{cross}}(k) = \sum_{p=1}^P \sum_{p'=1, p' \neq p}^P \delta_p^{k-1} \delta_{p'}^{k-1} \text{sgn}(\omega_1^{(p)} - \omega_2^{(p)}) \text{sgn}(\omega_1^{(p')} - \omega_2^{(p')}) \left( \text{CRB}(\omega_1^{(p)}, \omega_1^{(p')}) + \text{CRB}(\omega_2^{(p)}, \omega_2^{(p')}) - 2\text{CRB}(\omega_1^{(p)}, \omega_2^{(p')}) \right)$ .

Consequently, note that resolving analytically the implicit equation (32) w.r.t.  $\delta(k)$  is intractable (aside from some special cases). Whereas, resolving analytically the implicit equation (30) can be tedious but feasible (see Section IV).

Furthermore, denoting  $g_p(1) = g_p$ ,  $A_{\text{cross}}(1) \triangleq A_{\text{cross}}$  and  $A_{\text{direct}}(1) \triangleq A_{\text{direct}}$  and using (32) one obtains (16).

#### APPENDIX B Proof of Lemma 1

From (20) one can note the well known property that the model signal parameters are decoupled from the noise variance [45]. Consequently, the block-diagonal structure in (21) is self-evident.

Now, let us prove (22). From (4), one obtains

$$\frac{\partial \text{vec}(\mathcal{X}(t))}{\partial \omega_m^{(p)}} =$$

$$j s_m(t) \left( \mathbf{a}(\omega_m^{(1)}) \otimes \mathbf{a}(\omega_m^{(2)}) \otimes \cdots \otimes \mathbf{a}'(\omega_m^{(p)}) \otimes \cdots \otimes \mathbf{a}(\omega_m^{(P)}) \right),$$

where

$$\mathbf{a}'(\omega_m^{(p)}) = \begin{bmatrix} 0 & e^{j\omega_m^{(p)}} & \cdots & (Np-1)e^{j(Np-1)\omega_m^{(p)}} \end{bmatrix}^T.$$

Thus,

$$\frac{\partial \mathbf{x}}{\partial \omega_m^{(p)}} =$$

$$j s_m \otimes \left( \mathbf{a}(\omega_m^{(1)}) \otimes \mathbf{a}(\omega_m^{(2)}) \otimes \cdots \otimes \mathbf{a}'(\omega_m^{(p)}) \otimes \cdots \otimes \mathbf{a}(\omega_m^{(P)}) \right),$$

where  $\mathbf{s}_m = [s_m(1) \cdots s_m(L)]^T$ . Using the distributivity of the Hermitian operator over the Kronecker product and the mixed-product property of the Kronecker product [46] and assuming, without loss of generality that  $p' < p$ , one obtains

$$\begin{aligned} &\left( \frac{\partial \mathbf{x}}{\partial \omega_m^{(p)}} \right)^H \frac{\partial \mathbf{x}}{\partial \omega_{m'}^{(p')}} \\ &= (\mathbf{s}_{m'}^H \otimes [\mathbf{a}^H(\omega_{m'}^{(1)}) \otimes \mathbf{a}^H(\omega_{m'}^{(2)}) \otimes \cdots \\ &\quad \otimes \mathbf{a}'^H(\omega_{m'}^{(p')}) \otimes \cdots \otimes \mathbf{a}^H(\omega_{m'}^{(P)})]) \\ &\quad \times (\mathbf{s}_m \otimes [\mathbf{a}(\omega_m^{(1)}) \otimes \mathbf{a}(\omega_m^{(2)}) \otimes \cdots \\ &\quad \otimes \mathbf{a}'(\omega_m^{(p)}) \otimes \cdots \otimes \mathbf{a}(\omega_m^{(P)})]) \\ &= (\mathbf{s}_{m'}^H \mathbf{s}_m) \otimes \left( \mathbf{a}^H(\omega_{m'}^{(1)}) \mathbf{a}(\omega_m^{(1)}) \otimes \right. \\ &\quad \cdots \otimes \left( \mathbf{a}'^H(\omega_{m'}^{(p')}) \mathbf{a}(\omega_m^{(p)}) \right) \otimes \cdots \\ &\quad \cdots \otimes \left( \mathbf{a}^H(\omega_{m'}^{(P)}) \mathbf{a}(\omega_m^{(P)}) \right) \otimes \cdots \\ &\quad \left. \otimes \left( \mathbf{a}^H(\omega_{m'}^{(P)}) \mathbf{a}(\omega_m^{(P)}) \right) \right). \end{aligned} \quad (33)$$

On the other hand, one has

$$\mathbf{a}^H(\omega_m^{(p)}) \mathbf{a}(\omega_m^{(p)}) = Np, \quad (34)$$

whereas

$$\mathbf{a}^H(\omega_m^{(p)}) \mathbf{a}'(\omega_m^{(p)}) = \frac{Np(Np-1)}{2} \quad (35)$$

and

$$\mathbf{a}'^H(\omega_m^{(p)}) \mathbf{a}'(\omega_m^{(p)}) = \frac{Np(2Np-1)(Np-1)}{6}$$

Finally, assuming known orthogonal wavefronts [41] (i.e.,  $\mathbf{s}_{m'}^H \mathbf{s}_m = 0$ ) and replacing (35) and (34) into (33), one obtains

$$\left( \frac{\partial \mathbf{x}}{\partial \omega_m^{(p)}} \right)^H \frac{\partial \mathbf{x}}{\partial \omega_{m'}^{(p')}} = \quad (36)$$

$$\begin{cases} 0 & \text{for } m \neq m', \\ L \|\alpha_m\|^2 N \frac{(Np-1)(Np'-1)}{4} & \text{for } m = m' \text{ and } p \neq p', \\ L \|\alpha_m\|^2 N \frac{(2Np-1)(Np-1)}{6} & \text{for } m = m' \text{ and } p = p', \end{cases}$$

where  $\alpha_m = [\alpha_m(1) \cdots \alpha_m(L)]$  for  $m \in \{1, 2\}$ . Consequently, using (36),  $\mathbf{F}_\omega$  can be expressed as a block diagonal matrix

$$\mathbf{F}_\omega = \begin{bmatrix} \mathbf{J}_1 & \mathbf{0} \\ \mathbf{0} & \mathbf{J}_2 \end{bmatrix}, \quad (37)$$

where each  $P \times P$  block  $\mathbf{J}_m$  is defined by

$$\mathbf{J}_m = L \|\alpha_m\|^2 \mathbf{N} \mathbf{G}, \quad (38)$$

where

$$\mathbf{G} = \begin{bmatrix} \frac{(N_1-1)(2N_1-1)}{6} & \frac{(N_1-1)(N_2-1)}{4} & \cdots & \frac{(N_1-1)(N_P-1)}{4} \\ \frac{(N_2-1)(N_1-1)}{4} & \frac{(N_2-1)(2N_2-1)}{6} & \cdots & \frac{(N_2-1)(N_P-1)}{4} \\ \vdots & \vdots & \ddots & \vdots \\ \frac{(N_P-1)(N_1-1)}{4} & \frac{(N_P-1)(N_2-1)}{4} & \cdots & \frac{(N_P-1)(2N_P-1)}{6} \end{bmatrix}.$$

Consequently, from (37) and (38) one obtains (22).

#### APPENDIX C Proof of result 3

Using (22) one obtains

$$\text{CRB}(\omega) = \frac{\sigma^2}{2} \mathbf{F}_\omega^{-1} = \frac{\sigma^2}{2LN} (\mathbf{\Delta}^{-1} \otimes \mathbf{G}^{-1}) \quad (39)$$

where  $\mathbf{\Delta}^{-1} = \text{diag} \left\{ \frac{1}{\|\alpha_1\|^2}, \frac{1}{\|\alpha_2\|^2} \right\}$ . In the following, we give a closed-form expression of  $\mathbf{G}^{-1}$ . One can notice that the matrix  $\mathbf{G}$  has a particular structure such that it can be rewritten as the sum of a diagonal matrix and of a rank-one matrix:  $\mathbf{G} = \mathbf{Q} + \gamma \gamma^T$  where  $\mathbf{Q} = \frac{1}{12} \text{diag} \{ N_1^2 - 1, \dots, N_P^2 - 1 \}$  and  $\gamma = \frac{1}{2} [N_1 - 1, \dots, N_P - 1]^T$ . Thanks to this particular structure, an analytical inverse of  $\mathbf{G}$  can easily be obtained. Indeed, using the matrix inversion Lemma

$$\begin{aligned} \mathbf{G}^{-1} &= (\mathbf{Q} + \gamma \gamma^T)^{-1} \\ &= \mathbf{Q}^{-1} - \frac{\mathbf{Q}^{-1} \gamma \gamma^T \mathbf{Q}^{-1}}{1 + \gamma^T \mathbf{Q}^{-1} \gamma}. \end{aligned} \quad (40)$$

A straightforward calculus leads to the following results,

$$\mathbf{Q}^{-1} \gamma \gamma^T \mathbf{Q}^{-1} = \quad (41)$$

$$36 \begin{bmatrix} \frac{1}{(N_1+1)^2} & \frac{1}{(N_1+1)(N_2+1)} & \cdots & \frac{1}{(N_1+1)(N_P+1)} \\ \frac{1}{(N_2+1)(N_1+1)} & \frac{1}{(N_2+1)^2} & \cdots & \frac{1}{(N_2+1)(N_P+1)} \\ \vdots & \vdots & \ddots & \vdots \\ \frac{1}{(N_P+1)(N_1+1)} & \frac{1}{(N_P+1)(N_2+1)} & \cdots & \frac{1}{(N_P+1)^2} \end{bmatrix},$$

and

$$\boldsymbol{\gamma}^T \mathbf{Q}^{-1} \boldsymbol{\gamma} = 3 \sum_{p=1}^P \frac{N_p - 1}{N_p + 1}. \quad (42)$$

Consequently, replacing (41) and (42) into (40), one obtains

$$[\mathbf{G}^{-1}]_{k,l} = \begin{cases} 12 \frac{N_p(1-3V_P)+3V_P+1}{(N_p+1)(N_p^2-1)} & \text{for } k=l, \\ -\frac{36V_P}{(N_p+1)(N_{p'}+1)} & \text{for } k \neq l, \end{cases} \quad (43)$$

where  $V_P = \left(1 + 3 \sum_{p=1}^P \frac{N_p - 1}{N_p + 1}\right)^{-1}$ . Finally, replacing (43) into (39) one finishes the proof.

#### APPENDIX D Proof of result 4

Using Result 1 and Result 3, one has

$$\begin{aligned} A_{\text{direct}} &= \sum_{p=1}^P \left( \text{CRB}(\omega_1^{(p)}) + \text{CRB}(\omega_2^{(p)}) \right) \\ &= \frac{6\sigma^2}{LN} \left( \frac{1}{\|\boldsymbol{\alpha}_1\|^2} + \frac{1}{\|\boldsymbol{\alpha}_2\|^2} \right) \sum_{p=1}^P \frac{N_p(1-3V_P)+3V_P+1}{(N_p+1)(N_p^2-1)}, \end{aligned} \quad (44)$$

and

$$\begin{aligned} A_{\text{cross}} &= \sum_{p=1}^P \sum_{\substack{p'=1 \\ p' \neq p}}^P g_p g_{p'} \left( \text{CRB}(\omega_1^{(p)}, \omega_1^{(p')}) + \text{CRB}(\omega_2^{(p)}, \omega_2^{(p')}) \right) \\ &= -\frac{6\sigma^2}{LN} \left( \frac{1}{\|\boldsymbol{\alpha}_1\|^2} + \frac{1}{\|\boldsymbol{\alpha}_2\|^2} \right) \sum_{\substack{p,p'=1 \\ p \neq p'}}^P \frac{3g_p g_{p'} V_P}{(N_p+1)(N_{p'}+1)}. \end{aligned} \quad (45)$$

Consequently, replacing (44) and (45) into (16), one finishes the proof.

#### APPENDIX E Proof of corollary 1

In this Appendix we minimize the MSRL under the constraint  $\text{SNR}_1 + \text{SNR}_2 = \text{SNR}_{\text{total}}$  (where  $\text{SNR}_{\text{total}}$  is a real fixed value). Since, the term  $\left( \sum_{p=1}^P C_p - \sum_{\substack{p,p'=1 \\ p \neq p'}}^P g_p g_{p'} \tilde{C}_{p,p'} \right)$  is independent from  $\text{SNR}_1$  and  $\text{SNR}_2$ , minimizing  $\delta$  is equivalent to minimize  $\mathcal{G}(\text{SNR}_1, \text{SNR}_2)$  where

$$\begin{aligned} \mathcal{G}(\text{SNR}_1, \text{SNR}_2) &= \delta^2 \frac{LN}{6} \left( \sum_{p=1}^P C_p - \sum_{\substack{p,p'=1 \\ p \neq p'}}^P g_p g_{p'} \tilde{C}_{p,p'} \right)^{-1} \\ &= \frac{\text{SNR}_1 + \text{SNR}_2}{\text{SNR}_1 \text{SNR}_2}. \end{aligned}$$

Using the method of Lagrange multipliers, the problem is as follows:

$$\begin{cases} \min_{\text{SNR}_1, \text{SNR}_2} \mathcal{G}(\text{SNR}_1, \text{SNR}_2) \\ \text{s.t.} \\ \text{SNR}_1 + \text{SNR}_2 = \text{SNR}_{\text{total}} \end{cases}$$

Thus, the Lagrange function is given by  $\mathcal{F}(\text{SNR}_1, \text{SNR}_2, \lambda) = \mathcal{G}(\text{SNR}_1, \text{SNR}_2) + \lambda(\text{SNR}_1 + \text{SNR}_2 - \text{SNR}_{\text{total}})$  where  $\lambda$  denotes

the so-called Lagrange multiplier. A simple derivation leads to,

$$\frac{\partial \mathcal{F}(\text{SNR}_1, \text{SNR}_2)}{\partial \text{SNR}_1} = \frac{-1}{\text{SNR}_1^2} + \lambda = 0 \quad (46)$$

$$\frac{\partial \mathcal{F}(\text{SNR}_1, \text{SNR}_2)}{\partial \text{SNR}_2} = \frac{-1}{\text{SNR}_2^2} + \lambda = 0 \quad (47)$$

$$\frac{\partial \mathcal{F}(\text{SNR}_1, \text{SNR}_2)}{\partial \lambda} = \text{SNR}_1 + \text{SNR}_2 - \text{SNR}_{\text{total}} = 0. \quad (48)$$

Consequently, from (46) and (47), one obtains  $\text{SNR}_1 = \text{SNR}_2$ . Using (48), one obtains  $\text{SNR}_1 = \text{SNR}_2 = \frac{\text{SNR}_{\text{total}}}{2}$ . Using the constraint  $\text{SNR}_1 + \text{SNR}_2 = \text{SNR}_{\text{total}}$  one deduces *corollary 1*.

#### APPENDIX F Proof of corollary 2

Minimizing  $\delta$  w.r.t.  $N_1, \dots, N_P$  is equivalent to minimizing the function  $f(\mathbf{N}) = \sum_{p=1}^P C_p - \sum_{\substack{p,p'=1 \\ p \neq p'}}^P g_p g_{p'} \tilde{C}_{p,p'}$ , where  $\mathbf{N} = [N_1 \dots N_P]^T$ . However, since the numbers of sensors on each array,  $N_1, \dots, N_P$ , are integers, the derivation of  $f(\mathbf{N})$  w.r.t.  $\mathbf{N}$  is meaningless. Consequently, let us define the function  $\bar{f}(\cdot)$  exactly as  $f(\cdot)$  where the set of definition is  $\mathbb{R}^P$  instead of  $\mathbb{N}^P$ . Consequently,

$$\bar{f}(\bar{\mathbf{N}})|_{\bar{\mathbf{N}}=\mathbf{N}} = f(\mathbf{N}), \quad \text{where } \bar{\mathbf{N}} = [\bar{N}_1 \dots \bar{N}_P]^T,$$

in which  $\bar{N}_1, \dots, \bar{N}_P$  are real (continuous) variables.

Using the method of Lagrange multipliers, the problem is as follows:

$$\begin{cases} \min_{\bar{\mathbf{N}}} \bar{f}(\bar{\mathbf{N}}) \\ \sum_{p=1}^P \bar{N}_p = \bar{N}_{\text{total}} \end{cases}$$

where  $\bar{N}_{\text{total}}$  is a real positive constant value. Thus, the Lagrange function is given by  $\Lambda(\bar{\mathbf{N}}, \lambda) = \bar{f}(\bar{\mathbf{N}}) + \lambda \left( \sum_{p=1}^P \bar{N}_p - \bar{N}_{\text{total}} \right)$  where  $\lambda$  denotes the Lagrange multiplier. For a sufficient number of sensors, the Lagrange function can be approximated by

$$\begin{aligned} \Lambda(\bar{\mathbf{N}}, \lambda) &\approx \sum_{p=1}^P \frac{\bar{N}_p(1-3V)+3V+1}{\bar{N}_p^3} \\ &- \sum_{\substack{p,p'=1 \\ p \neq p'}}^P \frac{3g_p g_{p'} V}{\bar{N}_p \bar{N}_{p'}} + \lambda \left( \sum_{p=1}^P \bar{N}_p - \bar{N}_{\text{total}} \right) \end{aligned}$$

where  $V = \frac{1}{1+3P}$ . A simple derivation leads to,

$$\frac{\partial \Lambda(\bar{\mathbf{N}}, \lambda)}{\partial \bar{N}_1} = \frac{3(V-1)}{\bar{N}_1^3} - \frac{3V+1}{\bar{N}_1^4} + \frac{3V}{\bar{N}_1^2} \sum_{\substack{p,p'=1 \\ p \neq p'}}^P \frac{g_p g_{p'}}{\bar{N}_{p'}} + \lambda = 0$$

⋮

$$\frac{\partial \Lambda(\bar{\mathbf{N}}, \lambda)}{\partial \bar{N}_P} = \frac{3(V-1)}{\bar{N}_P^3} - \frac{3V+1}{\bar{N}_P^4} + \frac{3V}{\bar{N}_P^2} \sum_{\substack{p,p'=1 \\ p \neq p'}}^P \frac{g_p g_{p'}}{\bar{N}_{p'}} + \lambda = 0$$

$$\frac{\partial \Lambda(\bar{\mathbf{N}}, \lambda)}{\partial \lambda} = \sum_{p=1}^P \bar{N}_p - \bar{N}_{\text{total}} = 0.$$

This system of equations seems hard to solve. However, an obvious solution is given by  $\bar{N}_1 = \dots = \bar{N}_P = \bar{N}$  and  $\lambda = \frac{3V+1}{\bar{N}^4} - 3 \frac{V(P\nu-1)+V-1}{\bar{N}^3}$  in which  $\nu = \sum_{\substack{p,p'=1 \\ p \neq p'}}^P g_p g_{p'}$ . Since,

$\sum_{p=1}^P N_p = \bar{N}_{\text{total}}$ , thus the trivial solution is given by  $\bar{N}_1 = \dots = \bar{N}_P = \frac{\bar{N}_{\text{total}}}{P}$ . Consequently, if  $\bar{N}_{\text{total}}$  is a multiple of  $P$  then, the solution of minimizing the function  $\bar{f}(\bar{\mathbf{N}})$  in  $\mathbb{R}^P$  coincides the solution of minimizing the function  $f(\mathbf{N})$  in  $\mathbb{N}^P$ . Thus, the optimal placement minimizing the MSRL is  $N_1 = \dots = N_P = \frac{\bar{N}_{\text{total}}}{P}$ . This concludes the proof.

## REFERENCES

- [1] M. N. El Korso, R. Boyer, A. Renaux, and S. Marcos, "Statistical resolution limit for multiple signals and parameters of interest," in *Proc. of IEEE Int. Conf. Acoust., Speech, Signal Processing*, Dallas, TX, 2010.
- [2] T. Jiang, N. Sidiropoulos, and J. ten Berge, "Almost-sure identifiability of multidimensional harmonic retrieval," *IEEE Trans. Signal Processing*, vol. 49, no. 9, pp. 1849–1859, Sep. 2001.
- [3] F. Vanpoucke, *Algorithms and Architectures for Adaptive Array Signal Processing*. Universiteit Leuven, Leuven, Belgium: Ph. D. dissertation, 1995.
- [4] M. Haardt and J. Nosssek, "3-D unitary ESPRIT for joint 2-D angle and carrier estimation," in *Proc. of IEEE Int. Conf. Acoust., Speech, Signal Processing*, vol. 1, Munich, Germany, 1997, pp. 255–258.
- [5] K. Wong and M. Zoltowski, "Uni-vector-sensor ESPRIT for multisource azimuth, elevation, and polarization estimation," *IEEE Trans. Antennas Propagat.*, vol. 45, no. 10, pp. 1467–1474, Oct. 1997.
- [6] K. Mokios, N. Sidiropoulos, M. Pesavento, and C. Mecklenbrauker, "On 3-D harmonic retrieval for wireless channel sounding," in *Proc. of IEEE Int. Conf. Acoust., Speech, Signal Processing*, vol. 2, Philadelphia, U.S.A., 2004, pp. 89–92.
- [7] C. Schneider, U. Trautwein, W. Wirmitzer, and R. Thoma, "Performance verification of MIMO concepts using multi-dimensional channel sounding," in *Proc. EUSIPCO*, Florence, Italy, Sep. 2006.
- [8] D. Nion and N. Sidiropoulos, "A PARAFAC-based technique for detection and localization of multiple targets in a MIMO radar system," in *Proc. of IEEE Int. Conf. Acoust., Speech, Signal Processing*, Taipei, Taiwan, 2009.
- [9] D. Nion and D. Sidiropoulos, "Tensor algebra and multi-dimensional harmonic retrieval in signal processing for MIMO radar," *IEEE Trans. Signal Processing*, vol. 58, pp. 5693–5705, Nov. 2010.
- [10] A. Gershman and N. Sidiropoulos, *Space-time processing for MIMO communications*. New York: Wiley, 2005.
- [11] R. Boyer, "Decoupled root-MUSIC algorithm for multidimensional harmonic retrieval," in *Proc. IEEE Int. Work. Signal Processing, Wireless Communications*, Recife, Brazil, 2008, pp. 16–20.
- [12] S. T. Smith, "Statistical resolution limits and the complexified Cramér Rao bound," *IEEE Trans. Signal Processing*, vol. 53, pp. 1597–1609, May 2005.
- [13] M. Shahram and P. Milanfar, "On the resolvability of sinusoids with nearby frequencies in the presence of noise," *IEEE Trans. Signal Processing*, vol. 53, no. 7, pp. 2579–2585, Jul. 2005.
- [14] Z. Liu and A. Nehorai, "Statistical angular resolution limit for point sources," *IEEE Trans. Signal Processing*, vol. 55, no. 11, pp. 5521–5527, Nov. 2007.
- [15] A. Amar and A. Weiss, "Fundamental limitations on the resolution of deterministic signals," *IEEE Trans. Signal Processing*, vol. 56, no. 11, pp. 5309–5318, Nov. 2008.
- [16] H. L. VanTrees, *Detection, Estimation and Modulation Theory*. New York: Wiley, 1968, vol. 1.
- [17] H. Cox, "Resolving power and sensitivity to mismatch of optimum array processors," *J. Acoust. Soc. Am.*, vol. 54, no. 3, pp. 771–785, 1973.
- [18] K. Sharman and T. Durrani, "Resolving power of signal subspace methods for finite data lengths," in *Proc. of IEEE Int. Conf. Acoust., Speech, Signal Processing*, Florida, USA, 1995, pp. 1501–1504.
- [19] M. Kaveh and A. Barabell, "The statistical performance of the MUSIC and the minimum-norm algorithms in resolving plane waves in noise," in *Proc. ASSP Workshop on Spectrum Estimation and Modeling*, vol. 34, no. 2, 1986, pp. 331–341.
- [20] H. Abeida and J.-P. Delmas, "Statistical performance of MUSIC-like algorithms in resolving noncircular sources," *IEEE Trans. Signal Processing*, vol. 56, no. 6, pp. 4317–4329, Sep. 2008.
- [21] H. B. Lee, "The Cramér-Rao bound on frequency estimates of signals closely spaced in frequency," *IEEE Trans. Signal Processing*, vol. 40, no. 6, pp. 1507–1517, 1992.
- [22] —, "The Cramér-Rao bound on frequency estimates of signals closely spaced in frequency (unconditional case)," *IEEE Trans. Signal Processing*, vol. 42, no. 6, pp. 1569–1572, 1994.
- [23] E. Dilaveroglu, "Nonmatrix Cramér-Rao bound expressions for high-resolution frequency estimators," *IEEE Trans. Signal Processing*, vol. 46, no. 2, pp. 463–474, Feb. 1998.
- [24] S. T. Smith, "Accuracy and resolution bounds for adaptive sensor array processing," in *Proceedings in the ninth IEEE SP Workshop on Statistical Signal and Array Processing*, 1998, pp. 37–40.
- [25] J.-P. Delmas and H. Abeida, "Statistical resolution limits of DOA for discrete sources," in *Proc. of IEEE Int. Conf. Acoust., Speech, Signal Processing*, vol. 4, Toulouse, France, 2006, pp. 889–892.
- [26] X. Liu and N. Sidiropoulos, "Cramér-Rao lower bounds for low-rank decomposition of multidimensional arrays," *IEEE Trans. Signal Processing*, vol. 49, pp. 2074–2086, Sep. 2002.
- [27] R. Boyer, "Deterministic asymptotic Cramér-Rao bound for the multidimensional harmonic model," *Signal Processing*, vol. 88, pp. 2869–2877, 2008.
- [28] J. Kusuma and V. Goyal, "On the accuracy and resolution of powersum-based sampling methods," *IEEE Trans. Signal Processing*, vol. 57, no. 1, pp. 182–193, Jan. 2009.
- [29] L. L. Scharf, *Statistical Signal Processing: Detection, Estimation, and Time Series Analysis*. Reading: Addison Wesley, 1991.
- [30] C. Westin, *A Tensor Framework For Multidimensional Signal Processing*. Citeseer, 1994.
- [31] M. Haardt and J. Nosssek, "Simultaneous Schur decomposition of several nonsymmetric matrices to achieve automatic pairing in multidimensional harmonic retrieval problems," *IEEE Trans. Signal Processing*, vol. 46, no. 1, pp. 161–169, Jan. 1998.
- [32] F. Roemer, M. Haardt, and G. D. Galdo, "Higher order SVD based subspace estimation to improve multi-dimensional parameter estimation algorithms," in *Proc. IEEE Int. Conf. Signals, Systems, and Computers Work*, 2007.
- [33] M. Pesavento, C. Mecklenbrauker, and J. Bohme, "Multidimensional rank reduction estimator for parametric MIMO channel models," *EURASIP Journal on Applied Signal Processing*, vol. 9, pp. 1354–1363, 2004.
- [34] R. Harshman, *Foundations of the PARAFAC procedure: Models and conditions for an "explanatory" multi-modal factor analysis*. UCLA Working Papers in Phonetics, 1970.
- [35] H. L. VanTrees, *Detection, Estimation and Modulation theory: Optimum Array Processing*. New York: Wiley, 2002, vol. 4.
- [36] G. H. Golub and C. F. V. Loan, *Matrix Computations*. London: Johns Hopkins, 1989.
- [37] P. Stoica and R. Moses, *Spectral Analysis of Signals*. NJ: Prentice Hall, 2005.
- [38] S. M. Kay, *Fundamentals of Statistical Signal Processing : Detection Theory*. NJ: Prentice Hall, 1998, vol. 2.
- [39] B. Ottersten, M. Viberg, P. Stoica, and A. Nehorai, "Exact and large sample maximum likelihood techniques for parameter estimation and detection in array processing," in *Radar Array Processing*, S. Haykin, J. Litva, and T. J. Shepherd, Eds. Berlin: Springer-Verlag, 1993, ch. 4, pp. 99–151.
- [40] A. Renaux, P. Forster, E. Chaumette, and P. Larzabal, "On the high SNR conditional maximum-likelihood estimator full statistical characterization," *IEEE Trans. Signal Processing*, vol. 12, no. 54, pp. 4840–4843, Dec. 2006.
- [41] J. Li and R. T. Compton, "Maximum likelihood angle estimation for signals with known waveforms," *IEEE Trans. Signal Processing*, vol. 41, pp. 2850–2862, Sep. 1993.
- [42] H. Cramér, *Mathematical Methods of Statistics*. New York: Princeton University, Press, 1946.
- [43] T. Cormen, C. Leiserson, and R. Rivest, *Introduction to algorithms*. The MIT press, 1990.
- [44] Y. Abramovich, B. Johnson, and N. Spencer, "Statistical nonidentifiability of close emitters: Maximum-likelihood estimation breakdown," in *EUSIPCO*, Glasgow, Scotland, Aug. 2009.
- [45] S. M. Kay, *Fundamentals of Statistical Signal Processing*. NJ: Prentice Hall, 1993, vol. 1.
- [46] K. B. Petersen and M. S. Pedersen, "The matrix cookbook," available at <http://matrixcookbook.com>, ver. nov. 14, 2008.