



HAL
open science

Early Cambrian eclogites in SW Mongolia: evidence that the Palaeo-Asian Ocean suture extends further east than expected

P. Štípská, K. Schulmann, J. Lehmann, M. Corsini, O. Lexa, D. Tomurhuu

► To cite this version:

P. Štípská, K. Schulmann, J. Lehmann, M. Corsini, O. Lexa, et al.. Early Cambrian eclogites in SW Mongolia: evidence that the Palaeo-Asian Ocean suture extends further east than expected. *Journal of Metamorphic Geology*, 2010, 28 (9), pp.915-933. 10.1111/j.1525-1314.2010.00899.x . hal-00572840

HAL Id: hal-00572840

<https://hal.science/hal-00572840v1>

Submitted on 18 Oct 2024

HAL is a multi-disciplinary open access archive for the deposit and dissemination of scientific research documents, whether they are published or not. The documents may come from teaching and research institutions in France or abroad, or from public or private research centers.

L'archive ouverte pluridisciplinaire **HAL**, est destinée au dépôt et à la diffusion de documents scientifiques de niveau recherche, publiés ou non, émanant des établissements d'enseignement et de recherche français ou étrangers, des laboratoires publics ou privés.



Proceedings of the Second Russia–China International Meeting on the
Central Asian Orogenic Belt (September 6–12, 2017, Irkutsk, Russia)

PETROGRAPHY AND MINERALOGY OF RETROGRADE METAPERIDOTITES FROM ALAG KHADNY ACCRETIONARY WEDGE (SW MONGOLIA): FLUID MODIFICATION IN SUPRASUBDUCTION ZONE

M. A. Gornova¹, D. Enkhbat², A. A. Karimov¹,
V. A. Belyaev^{1,3}, O. Gerel⁴, O. Javkhlan⁴

¹A.P. Vinogradov Institute of Geochemistry, Siberian Branch of RAS, Irkutsk, Russia

²Institute of Paleontology and Geology, Mongolian Academy of Sciences, Ulaanbaatar, Mongolia

³Institute of Earth Sciences, Academia Sinica, Taipei, Taiwan

⁴Mongolian University of Science and Technology, Ulaanbaatar, Mongolia

For citation: Gornova M.A., Enkhbat D., Karimov A.A., Belyaev V.A., Gerel O., Javkhlan O., 2017. Petrography and mineralogy of retrograde metaperidotites from Alag Khadny accretionary wedge (SW Mongolia): fluid modification in suprasubduction zone. *Geodynamics & Tectonophysics* 8 (3), 465–469. doi:10.5800/GT-2017-8-3-0263.

The Main Mongolian Lineament (MML) separates northern “Caledonian” tectonic province from southern “Hercynian” in SW part of Mongolia of the Central Asian Orogenic Belt (CAOB). The position of Eastern part of MML is widely discussed at recent time, since, this is an important for reconstruction of geodynamic evolution of this region. Some researchers suggest that ophiolite from the Erdene Uul and Maykhan Tsakhir Uul mountain ranges are Eastern part of an ophiolitic nappe system thrust northwards over the Dzabkhan-Baydrag continent, namely the Khantaishir and the Dariv ophiolites [Štípská *et al.*, 2010; Buriánek *et al.*, 2017]. Others have a different view, they suggest that investigated ophiolites refers to Gobi-Altai ophiolite system (523±5

– 518±6 Ma), which likely formed in front of the Gobi Altai microcontinent by initiation of a new south-dipping subduction zone following arc-microcontinent collision in Northwest Mongolia [Jian *et al.*, 2014]. However, ophiolites of this critical region of Mongolian the CAOB have not been investigated in detail.

Geological setting and petrography. The studied metaperidotites are situated in the area of the Maykhan Tsakhir Uul mountain range. After recent mapping by Czech geologists, the serpentines were included into the Alag Khadny crystalline complex interpreted as an accretionary wedge [Hanžl, Aichler, 2007]. The Alag Khadny crystalline complex overlies Neoproterozoic crystalline basement rocks of the Zamtyu Nuruu Crys-

talline Complex. The Alag Khadny accretionary wedge forms 10 km long and up to 4 km wide E-W oriented belt. The northern part of the belt is built of orthogneiss bodies alternating with layers of mica schists and paragneisses. Retrogressed eclogites, marbles and serpentinites form lenses and boudins enclosed in mica schists and orthogneisses. The southern part of the belt contains large body of serpentized peridotite rimmed by lenticular bodies of ophicarbonates. The matrix of the mélange is fragment of Neoproterozoic to Early Cambrian carbonate platform scrapped off the subducting plate during the mid-Cambrian accretion [Buriánek et al., 2017]. The eclogites geochemically correspond to T-MORB modified by fluid circulation and were metamorphosed at peak pressure–temperature (PT) conditions of 20–22.5 kbar and 590–610 °C [Štípská et al., 2010]. The subduction event is dated at ca. 538±20 Ma on zircon from orthogneisses [Buriánek et al., 2017].

The serpentized peridotites are dominantly massive. Samples with LOI less than 9 wt. % show a diagnostic mineral assemblage of olivine + orthopyroxene + tremolite + chlorite + spinel. Olivine (Ol1) grains are large and cut by serpentine veinlets. Ol2 is formed after Ol1 in veinlets. The rocks contain both large (up to 7 mm) and small (up to 300 µm) pseudomorphs after orthopyroxene, composed of tremolite + olivine₃ + clinopyroxene₂ + serpentine ± Cr-magnetite. In the centers of pseudomorphs there are relics of orthopyroxene with clinopyroxene lamellae. Olivine 3 from pseudomorphs forms small crystals 20–60 µm in size. There are three generations of clinopyroxene. Cpx1 composes irregular grains up to first hundred µm in size; it is located close to former orthopyroxene and does not have orthopyroxene lamellae. Cpx2 represents fine needle-like crystals in association with tremolite, formed after orthopyroxene. Cpx3 is irregular-shaped, up to 0.5 mm in size, and contains small olivine grains (up to 20 µm) and spinel; lamellae of orthopyroxene lack. Cpx3 develops after olivine and orthopyroxene pseudomorphs, as well as in cracks within olivine. Spinel grains are rounded and irregular, size is rather small with rare grains reaching 500–600 µm. Homogeneous central parts of grains are surrounded by thin ferrite-chromite rims, rim's thickness is wider in more serpentized rocks. Chlorite occurs as coronas around metamorphosed chromian spinel. Flakes of chlorite are sometimes associated with tremolite and serpentine. Tremolite occurs as fine needle-like crystals after orthopyroxene and as prismatic crystals between olivine grains. Serpentine occurs either as needles or blades after both orthopyroxene and tremolite or as flame-like interpenetrating laths after olivine.

The rocks are tremolite-chlorite peridotites formed mainly after harzburgite with a porphyroclastic texture.

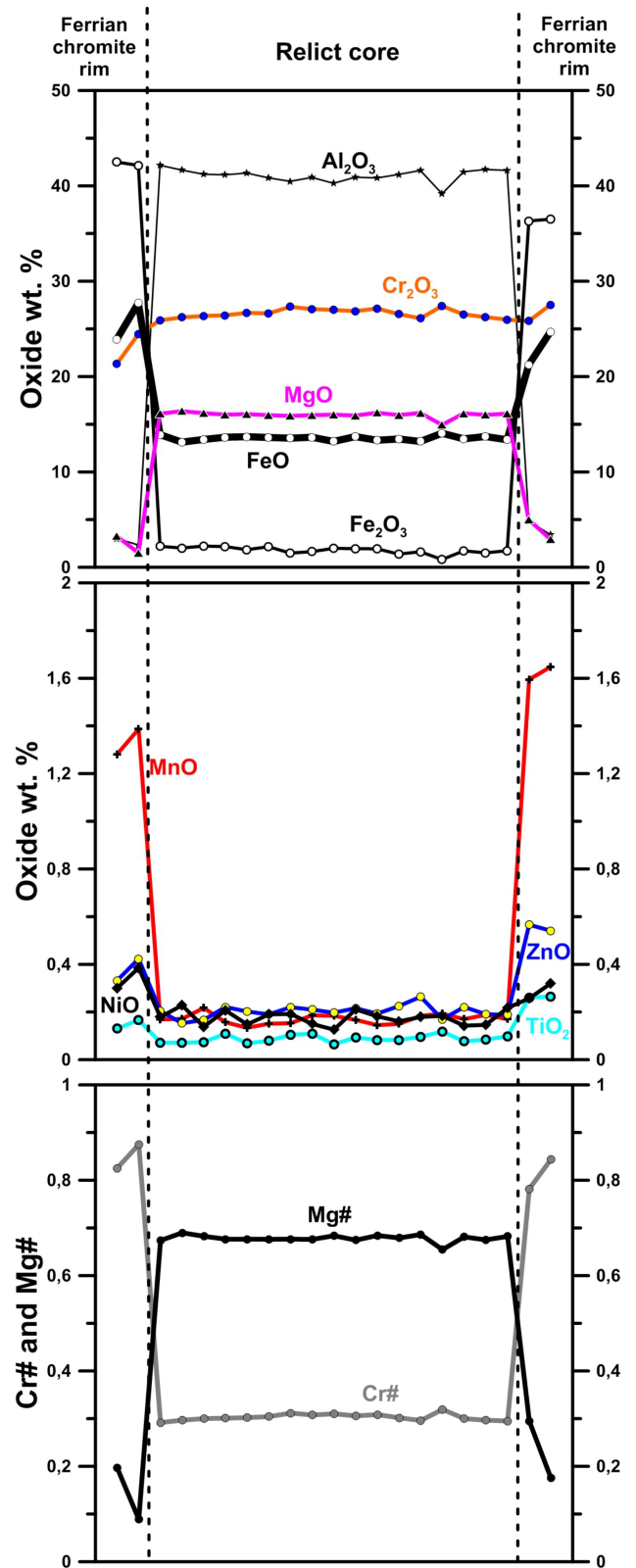


Fig. 1. Microanalysis profiles across spinel in Alag Khadny metaperidotites.

Bulk-rock and mineral chemistry. Loss on ignition varies 5 to 13 wt. % in the rocks. Oxide contents varies: SiO₂ 44 to 46 wt. %, MgO 43 to 47 %, Al₂O₃ 0.65 to 1.6 wt. %, CaO 0.26 to 3.01 wt. %, FeO 6 to 7.7 wt. %, TiO₂ 0.01 to 0.06 wt. %. Na₂O and K₂O abundances

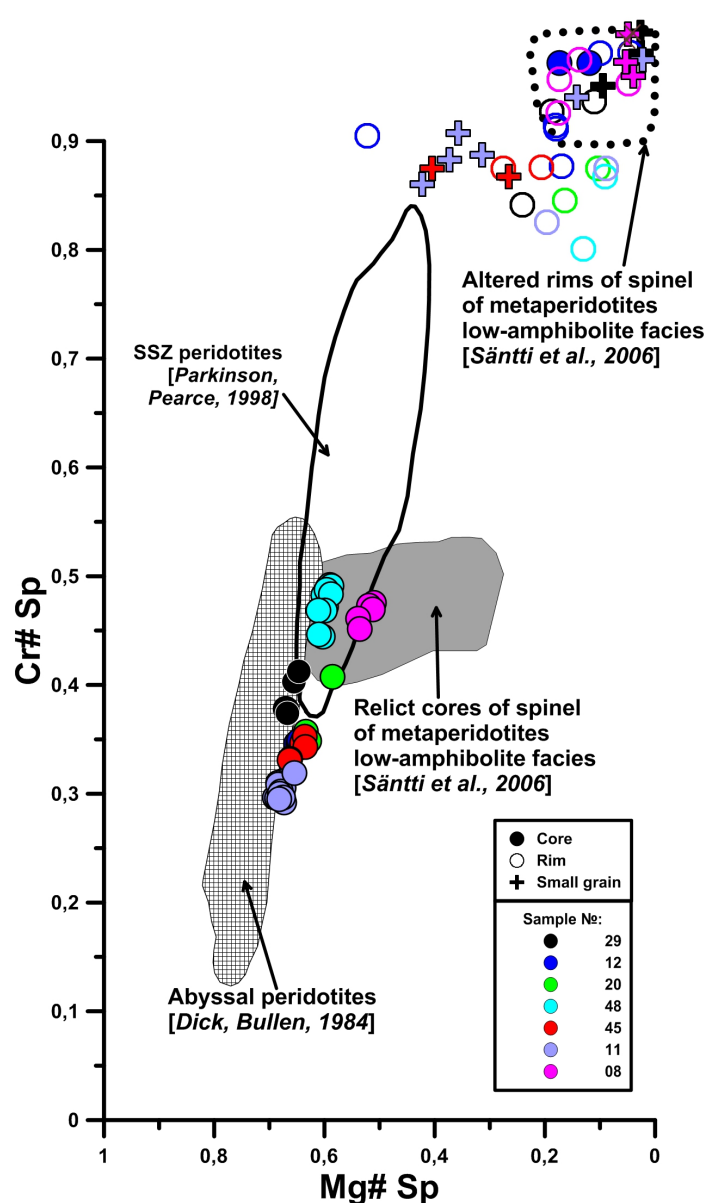


Fig. 2. Cr/(Cr+Al) vs. Mg/(Mg+Fe²⁺) of spinel from Alag Khadny metaperidotites.

are below 0.1 and 0.01 wt. %, respectively. In the Alag Khadny metaperidotites MgO exceeds and Al₂O₃, CaO, TiO₂, Na₂O and K₂O are below primitive mantle abundances. The rocks show decrease in Al₂O₃, CaO, TiO₂ with increase in MgO, as would be expected in residues after varying melting degree. At the same time, CaO – Al₂O₃ positive correlation lacks, and samples with similar Al₂O₃ contents show large scatter in CaO. This indicates apparent gain of CaO during metamorphism. Based on MgO, Al₂O₃ and TiO₂ abundances, the protoliths of the Alag Khadny metaperidotites were harzburgites with intermediate depletion degree.

Central parts of spinel grains are homogeneous (Fig. 1) with Cr# 0.3–0.5, Mg# 0.65–0.50 and low Fe₂O₃ (1.6–4.6 wt. %), TiO₂ (<0.1 wt. %), MnO (<0.3 wt. %)

and ZnO (<0.4 wt. %). Such composition is common for primary spinels of mantle residual peridotites. On Mg# – Cr# plot (Fig. 2), the studied spinels correspond to abyssal peridotites. The ferrite-chromite rims are more Cr# (0.80–0.99) with lower Mg# (<0.3), Al₂O₃, MgO, and higher Fe₂O₃ (38–42 wt. %) and MnO (1–2 wt. %). During prograde metamorphism of peridotites in the greenschist facies, their spinels attain FeO, MnO, ZnO zoning due to release of these oxides from olivine and pyroxenes serpentinization. In the epidote-amphibolite facies, ferrite-chromite forms around the zonal spinel core because of Al₂O₃, MgO loss and FeO, Fe₂O₃ gain. In the Alag Khadny metaperidotites the spinel cores are not zoned and thus ferrite-chromite rims formation is not related to prograde regional epidote-facies metamorphism, but is caused by the retrograde metamorphic event.

Olivine 1 has MgO (0.90–0.92) and NiO (0.31–0.45) abundances similar to residual mantle olivines testifying their primary nature (Fig. 3). Olivine 2 and olivine 3 contain 0.81–0.87 and 0.85–0.89 wt. % MgO, 0.02–0.44 and 0.33–0.48 wt. % NiO, respectively, and have a metamorphic genesis. In the Mg#Ol – Cr#Sp space (Fig. 4), compositions of Ol1 and Al-Cr Sp of the Alag Khadny metaperidotites are located within the olivine-spinel mantle array and abyssal peridotite field, arguing for residual origin.

Orthopyroxenes are enstatite with high Mg#s (0.91–0.92), Al₂O₃ and Cr₂O₃ contents are 1.7–2.6 wt. % and 0.33–0.59 wt. %, respectively. Such compositions are common for orthopyroxenes in alpine-type peridotites. Presence of clinopyroxene lamellae within orthopyroxene also points at magmatic genesis of the orthopyroxene.

Clinopyroxenes of all the three generations are diopsides of similar composition with a narrow range of Mg#, 0.94–0.97. They have contents of Al₂O₃ (1.0–2.4 wt. %) and Cr₂O₃ (0.35–0.77 wt. %) similar to those in orthopyroxenes and tremolites. Cpx 1 is considered as a retrogressive product of clinopyroxene lamellae in orthopyroxenes. Cpx 2 and Cpx 3 could have formed during metamorphism, and Cpx 3 in course of Ca addition.

Tremolites have high Mg# (0.98), appreciable amounts of Al₂O₃ (1.5–2.1 wt. %), Na₂O (1.1–2.4 wt. %) and Cr₂O₃ (0.31–0.52). High Al₂O₃ and Cr₂O₃ are probably derived from precursor orthopyroxene. They are similar to retrograde tremolites in terms of Na–Si relationship [Khedr et al., 2010].

P-T conditions of the Alag Khadny peridotite and geodynamic implications. The Alag Khadny peridotite preserved both primary magmatic paragenesis (olivine1 + orthopyroxene + Cr-Al spinel) and metamorphic associations (chlorite + tremolite + olivine 2 + olivine 3 + clinopyroxene 2 + clinopyroxene 3 + serpentine + ferrite-chromite rims of spinels).

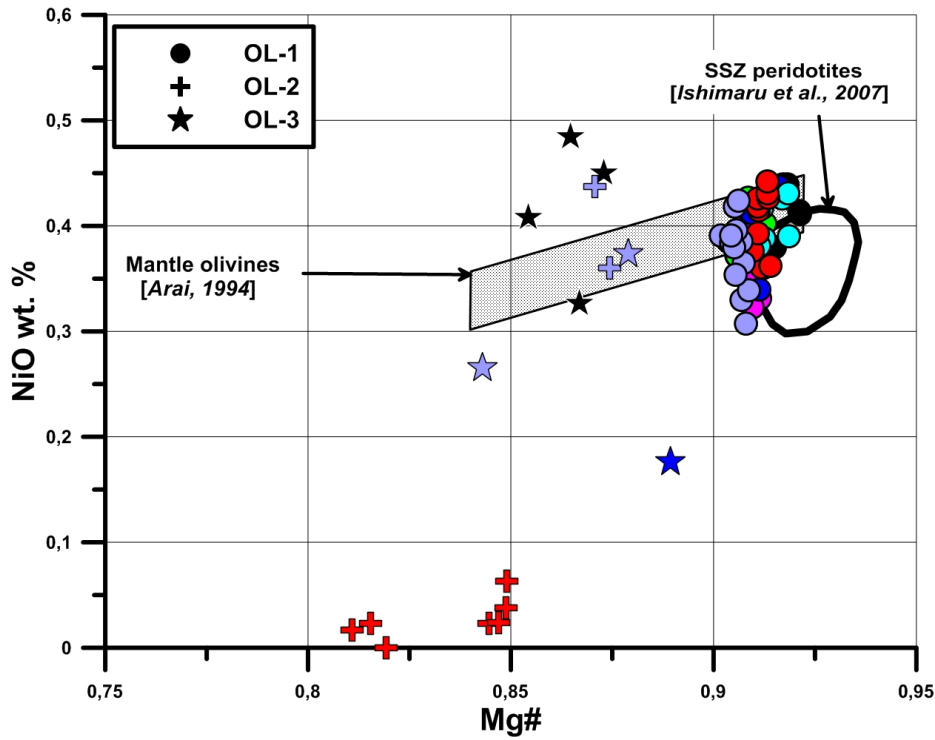
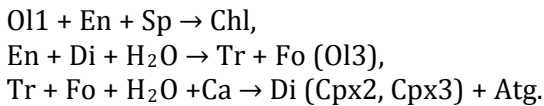


Fig. 3. Mg/(Mg+Fe²⁺) vs. NiO (wt. %) content for olivine of the Alag Khadny metaperidotites.

According to primary mineral compositions, the Alag Khadny primary harzburgites are residual after 13–23 % of melting of depleted mantle (DM) during basalt formation in mid-ocean ridges, forearc or back-arc basins.

Petrographic observations and mineral compositions argue for the retrograde metamorphism of the rocks. Water addition to anhydrous harzburgites could trigger secondary mineral formation as a result of reactions:



Association olivine + orthopyroxene + tremolite + chlorite without anthophyllite and talc is stable at 640–750 °C and 16–20 kbar [Khedr et al., 2010, Fig. 12; Padrón-Navarta et al., 2010]. The pressure range corresponds to spinel facies of the mantle, but temperature estimates are lower compared to the ocean geotherm. Lower temperature can be caused by water addition. Middle-temperature (400–700 °C) metamorphism of abyssal peridotites as result downward seawater flow alteration refers to retrograde type. But it happens at lower part of oceanic earth crust (P<5 kbar) during the mantle rise up and characterized by Ca elution [Bazylev et al., 1990]. The Alag Khadny metaperidotites are associated with eclogites and have P-T conditions of metamorphism similar to the latter. Therefore, it is more probable that Alag Khadny peridotites (olivine1 + orthopyroxene + Cr-Al spinel) were in mantle wedge

above the subduction zone. The subducted metamorphosed oceanic crust experienced dehydration could be the source of water. The water penetrated mantle

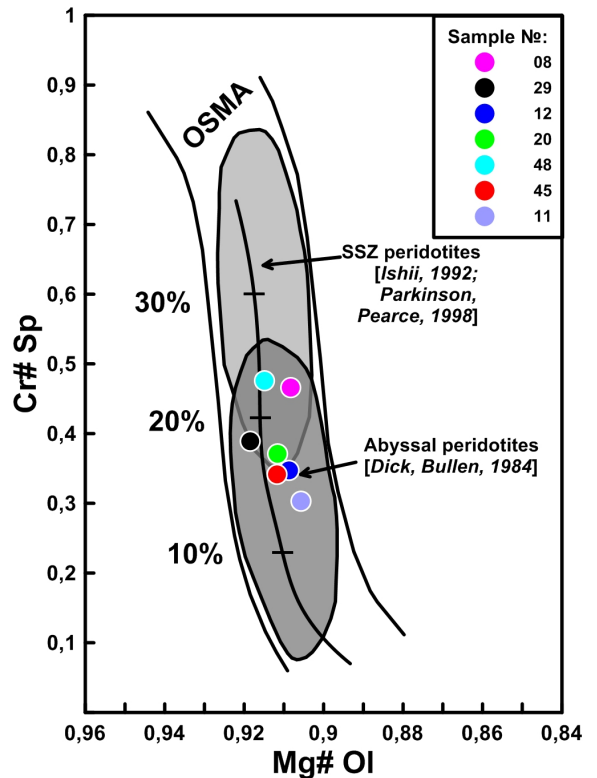


Fig. 4. Olivine-spinel mantle array (OSMA) of the Alag Khadny metaperidotites.

wedge peridotites leading to formation of metaperidotites containing water-bearing minerals. Finally, the Alag Khadny metaperidotites together with eclogites were exhumed into the crust.

Acknowledgements. The study was supported by the Russian Foundation for Basic Research, Project 16-05-44038 Mong_a.

REFERENCES

- Arai S., 1994. Compositional variation of olivine-chromian spinel in Mg-rich magmas as a guide to their residual spinel peridotites. *Journal of Volcanology and Geothermal Research* 59 (4), 279–293. [https://doi.org/10.1016/0377-0273\(94\)90083-3](https://doi.org/10.1016/0377-0273(94)90083-3).
- Bazylev B.A., Silantiev S.A., Kononkova N.N., 1990. Hyperbasite metamorphism at the oceanic crust. In: Yu.M. Pushcharovsky, B.P. Zolotarev (Eds.), *Magmatism and tectonics of ocean*. Nauka, Moscow, p. 296–318 (in Russian).
- Buriánek D., Schulmann K., Hrdličková K., Hanžl P., Janoušek V., Gerdes A., Lexa O., 2017. Geochemical and geochronological constraints on distinct Early-Neoproterozoic and Cambrian accretionary events along southern margin of the Baydrag continent in western Mongolia. *Gondwana Research* 47, 200–227. <https://doi.org/10.1016/j.gr.2016.09.008>
- Dick H.J.B., Bullen T., 1984. Chromium-spinel as a petrogenetic indicator in abyssal and alpine-type peridotites and spatially associated lavas. *Contributions to Mineral Petrology* 86, 54–76. <https://doi.org/10.1007/BF00373711>.
- Hanžl P., Aichler J., 2007. Geological Survey of the Mongolian Altay at a Scale 1:50000 (Zamtyň nuruu – 50). Final Report. Czech Geological Survey, Prague, Czech Republic, 389 p.
- Ishii T., 1992. Petrological studies of peridotites from diapiric serpentinite seamounts in the Izu-Ogasawara-Mariana forearc, Leg 125. *Proceedings of the Ocean Drilling Program, Scientific Results* 125, 445–485. <https://doi.org/10.2973/odp.proc.sr.125.129.1992>.
- Ishimaru S., Arai S., Ishida Y., Shirasaka M., Okrugin V.M., 2007. Melting and multi-stage metasomatism in the mantle wedge beneath a frontal arc inferred from highly depleted peridotite xenoliths from the Avacha volcano, southern Kamchatka. *Journal of Petrology* 48 (2), 395–433. <https://doi.org/10.1093/petrology/egl065>.
- Jian P., Kröner A., Jahn B., Windley B.F., Shi Y., Zhang W., Zhang F., Miao L., Tomurhuu D., Liu D., 2014. Zircon dating of Neoproterozoic and Cambrian ophiolites in West Mongolia and implications for the timing of orogenic processes in the central part of the Central Asian Orogenic Belt. *Earth-Science Reviews* 133, 62–93. <https://doi.org/10.1016/j.earscirev.2014.02.006>.
- Khedr M.Z., Arai S., Tamura A., Morishita T., 2010. Clinopyroxenes in high-P metaperidotites from Happo-O'ne, central Japan: implications for wedge-transversal chemical change of slab-derived fluids. *Lithos* 119 (3), 439–456. <https://doi.org/10.1016/j.lithos.2010.07.021>.
- Padrón-Navarta J.A., Hermann J., Garrido C. J., Sánchez-Vizcaíno V.L., Gómez-Pugnaire M.T., 2010. An experimental investigation of antigorite dehydration in natural silica-enriched serpentinite. *Contributions to Mineralogy and Petrology* 159 (1), 25–42. <https://doi.org/10.1007/s00410-009-0414-5>.
- Parkinson I.J., Pearce J.A., 1998. Peridotites from the Izu–Bonin–Mariana forearc (ODP Leg 125): evidence for mantle melting and melt–mantle interaction in a supra-subduction zone setting. *Journal of Petrology* 39 (9), 1577–1618. <https://doi.org/10.1093/etroj/39.9.1577>.
- Säntti J., Kontinen A., Sorjonen-Ward P., Johanson B., Pakkanen L., 2006. Metamorphism and chromite in serpentinitized and carbonate-silica-altered peridotites of the Paleoproterozoic Outokumpu-Jormua Ophiolite Belt, Eastern Finland. *International Geology Review* 48 (6), 494–546. <https://doi.org/10.2747/0020-6814.48.6.494>.
- Štípská P., Schulmann K., Lehmann J., Corsini M., Lexa O., Tomurhuu D., 2010. Early Cambrian eclogites in SW Mongolia: evidence that the Palaeo-Asian ocean suture extends further east than expected. *Journal of Metamorphic Geology* 28 (9), 915–933. <https://doi.org/10.1111/j.1525-1314.2010.00899.x>.