



HAL
open science

Noise correlations of a strongly attractive spin-1/2 Fermi gas in an optical lattice

O Fialko, K Ziegler

► **To cite this version:**

O Fialko, K Ziegler. Noise correlations of a strongly attractive spin-1/2 Fermi gas in an optical lattice. Journal of Physics B: Atomic, Molecular and Optical Physics, 2010, 43 (6), pp.65304. 10.1088/0953-4075/43/6/065304 . hal-00569888

HAL Id: hal-00569888

<https://hal.science/hal-00569888>

Submitted on 25 Feb 2011

HAL is a multi-disciplinary open access archive for the deposit and dissemination of scientific research documents, whether they are published or not. The documents may come from teaching and research institutions in France or abroad, or from public or private research centers.

L'archive ouverte pluridisciplinaire **HAL**, est destinée au dépôt et à la diffusion de documents scientifiques de niveau recherche, publiés ou non, émanant des établissements d'enseignement et de recherche français ou étrangers, des laboratoires publics ou privés.

Noise correlations of a strongly attractive spin-1/2 Fermi gas in an optical lattice

O. Fialko

Institut für Physik, Iniversität Augsburg, D-86135, Germany

E-mail: Oleksandr.Fialko@physik.uni-augsburg.de

K. Ziegler

Institut für Physik, Iniversität Augsburg, D-86135, Germany

E-mail: klaus.ziegler@physik.uni-augsburg.de

Abstract. We calculate density-density correlations of an expanding gas of strongly attractive ultra-cold spin-1/2 fermions in an optical lattice. The phase diagram of the tightly bound fermion pairs exhibits a Bose-Einstein condensed state and a Mott insulating state with a single molecule per lattice site. We study the effects of quantum fluctuations on the correlations in both phases and show that they are especially important in the Bose-Einstein condensate state, leading to the appearance of singular peaks. In the Mott insulating state the correlations are characterized by sharp dips. This can be utilized in experiments to distinguish between these two phases.

PACS numbers: 68.85.-d, 05.30.Jp, 05.30.Fk

1. Introduction

Experiments with ultra-cold atoms have opened many directions to study ground state properties of complex many-body systems, such as Bose-Einstein condensation and fermion pairing. The introduction of optical lattices has added the possibility of creating new ground states [1]. A prominent example is the formation of a Mott insulating (MI) phase for strongly interacting bosons [2] or fermions [3].

Another interesting direction was brought to the field by the unprecedented control over the interaction between atoms via a magnetic Feshbach resonance [4]. By means of the latter it became possible to turn fermions with two hyperfine internal states into bosons [5] by pairing. For weak attraction the Bardeen-Cooper-Schrieffer (BCS) theory predicts an instability towards formation of large Cooper pairs, whose size can be much larger than the separation between atoms in the Fermi gas. If the attraction is turned on stronger, then these Cooper pairs become smaller and eventually, for very strong interaction, they behave as point-like (hard-core) bosonic molecules. Although there is no sharp distinction between the BCS state and a condensate of local pairs of fermions, the cross-over from the weakly interacting to the strongly interacting Fermi gas is of substantial interest [6]. In the presence of an optical lattice the tightly bound molecules in the BEC regime may undergo a quantum phase transition from a BEC state to a MI state with one particle per lattice site. This leaves us with question how to identify the two phases by simple measurements.

A clear signature of superfluidity in a system of bosons is the presence of sharp density peaks due to phase coherence in time-of-flight experiments [2]. In the MI phase, on the other hand, the density peaks are washed out due to the absence of phase coherence (see [7]). To characterize this phase it is useful to study the noise correlations in the Fermi gas [8]. Noise correlations have been investigated for weakly interacting Fermi gases in an optical lattice. As a characteristic feature a correlation hole was observed experimentally [9].

In this paper, we study density-density correlations of an expanding gas of ultra-cold spin-1/2 fermions realized in an optical lattice. We discuss that the density-density correlations reveal the fermionic nature of the gas in the MI state and its bosonic nature in the Bose-Einstein condensate (BEC). We show that the effects of quantum fluctuations on the correlations are important.

2. Model

An effective Hamiltonian for fermions in an optical lattice near a Feshbach resonance was derived in Ref. [10]. Under typical experimental conditions, the resulting Hamiltonian can be mapped to an effective single-band model, which comprises the local dressed bosonic molecules and individual fermionic atoms separately. In this paper we consider a purely fermion model in an optical lattice with attractive interaction and with two internal states, denoted by the pseudospin projections \uparrow and \downarrow , respectively. The number

of fermions in the two components is equal. The fermionic field operator $\hat{\psi}_\sigma(\mathbf{r})$ is expanded in a basis of Wannier functions [11] as

$$\hat{\psi}_\sigma(\mathbf{r}) = \sum_{i,n} w_n(\mathbf{r} - \mathbf{R}_i) \hat{c}_{i,n,\sigma}. \quad (1)$$

which allows us to use the tight-binding representation. Here, $\hat{c}_{i,n,\sigma}$ is the annihilation operator for particles in the Wannier state n at lattice site \mathbf{R}_i . For a deep optical lattice only the lowest Wannier state is taken into account with $\hat{c}_{i,\sigma} \equiv \hat{c}_{i,0,\sigma}$. In this case the lattice Hamiltonian in d dimensions reads

$$\hat{H} = -\frac{\bar{t}}{2d} \sum_{\sigma=\uparrow,\downarrow} \sum_{\langle i,j \rangle} \hat{c}_{i\sigma}^\dagger \hat{c}_{j\sigma} - \frac{J}{2d} \sum_{\langle i,j \rangle} \hat{c}_{i\uparrow}^\dagger \hat{c}_{j\uparrow} \hat{c}_{i\downarrow}^\dagger \hat{c}_{j\downarrow} - \sum_{\sigma=\uparrow,\downarrow} \sum_i \mu_\sigma \hat{c}_{i\sigma}^\dagger \hat{c}_{i\sigma}. \quad (2)$$

Nearest-neighbor tunneling of the individual fermions is described by the parameter \bar{t} . Moreover, there is also a nearest-neighbor attraction with parameter J which can be understood as a tunneling term of fermionic pairs (molecular tunneling). A similar model of a mixture of hard-core bosons and fermions in a lattice was discussed in Ref. [12]. However, in our model the hard-core bosons \hat{b}_i are given by pairs of fermion operators $\hat{c}_{i\uparrow} \hat{c}_{i\downarrow}$. This means that the fermions can transmute dynamically into hard-core bosons by local pairing.

3. Phase diagram

We apply the functional integral formalism developed for the Hamiltonian in Eq. (2) in [13, 14]. The partition function of a grand-canonical ensemble of fermions with chemical potential μ at inverse temperature β can be expressed in terms of an integral over a fermionic (Grassmann) field ψ and complex molecular fields ϕ, χ as

$$Z = \int e^{-\int_0^\beta d\tau \mathcal{L}} \mathcal{D}[\psi, \phi, \chi] \quad (3)$$

with the Lagrangian

$$\mathcal{L} = \sum_{i,j} \bar{\phi}_i \hat{v}_{i,j}^{-1} \phi_j + \frac{1}{2J} \sum_i \bar{\chi}_i \chi_i - \sum_{i,j} \hat{c}_i^\dagger \hat{\mathbf{G}}_{ij}^{-1} \hat{c}_j, \quad (4)$$

where we have used the notation $\hat{\mathcal{C}}^\dagger = (\psi_\uparrow, \bar{\psi}_\downarrow)$ and $\hat{\mathcal{C}} = (\psi_\downarrow, \bar{\psi}_\uparrow)^T$, and with the inverse fermionic Green's matrix

$$\hat{\mathbf{G}}^{-1} = \begin{pmatrix} -i\phi - \chi & \partial_\tau + \mu + \bar{t} \\ \partial_\tau - \mu - \bar{t} & i\bar{\phi} + \bar{\chi} \end{pmatrix}. \quad (5)$$

Here $\hat{v}_{i,j} = \frac{J}{2d} \delta_{|i-j|,1}$. \hat{t} is the nearest-neighbor tunneling matrix with elements $\bar{t}/2d$.

The integration over the complex molecular fields ϕ, χ can be performed in saddle-point approximation [13, 14]. For a vanishing fermionic tunneling, i.e. by assuming a situation where all fermions are paired up, the phase diagram is depicted in Fig. 1. There are three phases: the BEC of molecules with the condensed fraction $n_0 = (J^2 - 4\mu^2)/(4J^2)$, the MI state with one particle per site and $n_0 = 0$ and the

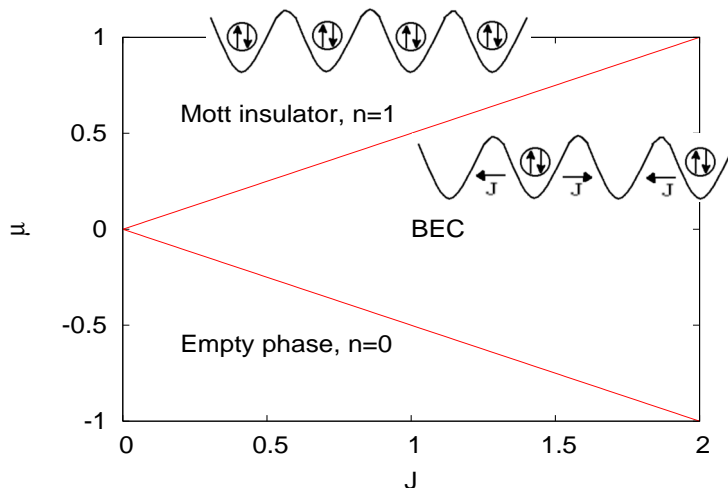


Figure 1. Phase diagram for $\bar{t} = 0$ and $k_B T = 0$. The three phases are the BEC with a non-vanishing condensed density, the MI states with vanishing condensed density and with one molecules per lattice site and the empty phase. μ and J are in arbitrary energy units.

empty phase. Fluctuations around the saddle point provide the low-energy excitations of the bosonic molecules. They are gapless in the BEC phase:

$$\epsilon_{\mathbf{k}} = \sqrt{4J^2 g_{\mathbf{k}} n_0 + 4g_{\mathbf{k}}^2 \mu^2}, \quad (6)$$

where $g_{\mathbf{k}} = 1 - 1/d \sum_{i=1}^d \cos k_i$ is the dispersion of the free Bose gas. On the other hand, the excitations of the MI state have a gap $\Delta = 2\mu - J > 0$:

$$\epsilon_{\mathbf{k}} = \Delta + Jg_{\mathbf{k}}. \quad (7)$$

4. Density-density correlations

In a typical experiment with ultra-cold atoms it is not easy to identify the spin projection. Therefore, the detected fermion density should be described by a superposition of both spin projections. For this purpose we introduce the spin-independent fermionic density $\hat{n} = \hat{n}_{\uparrow} + \hat{n}_{\downarrow}$. Then the truncated density-density correlation function in a time-of-flight experiment is given under the assumption that the atoms expand freely after they have been released from the optical lattice as [15]

$$C_{\mathbf{r},\mathbf{r}'} \equiv \langle \hat{n}(\mathbf{r}) \hat{n}(\mathbf{r}') \rangle - \langle \hat{n}(\mathbf{r}) \rangle \langle \hat{n}(\mathbf{r}') \rangle = \left(\frac{M}{\hbar t} \right)^{2d} \langle \hat{n}(\mathbf{k}) \hat{n}(\mathbf{k}') \rangle - \langle \hat{n}(\mathbf{r}) \rangle \langle \hat{n}(\mathbf{r}') \rangle. \quad (8)$$

Here \mathbf{k} is related to \mathbf{r} by $\mathbf{k} = M\mathbf{r}/\hbar t$ with the mass of atoms $M \propto \hbar/J$. Free expansion assumes that atoms evolve independently. This can be achieved by switching off an optical lattice as well as by switching the magnetic field to values far from the strongly attractive regime suddenly before the expansion [8, 16]. The above formula reveals then that the density distribution, observed after a fixed time-of-flight, is related to the momentum distribution of the particles trapped in the lattice before the expansion. It

is widely used to analyze ground state properties of ultra-cold atoms trapped by an optical lattice [17].

Now we use the expansion of Eq. (1) to express the density-density correlation of Eq. (8) in terms of the coordinates of the underlying optical lattice as

$$C_{\mathbf{r},\mathbf{r}'} = \left(\frac{M}{\hbar t}\right)^{2d} |\tilde{w}(\mathbf{k})|^2 |\tilde{w}(\mathbf{k}')|^2 \sum_{i,i',j,j'} \sum_{\alpha,\beta=\uparrow,\downarrow} e^{i\mathbf{k}(\mathbf{R}_i-\mathbf{R}_{i'})+i\mathbf{k}'(\mathbf{R}_j-\mathbf{R}_{j'})} \langle \hat{c}_{i\alpha}^\dagger \hat{c}_{j\beta}^\dagger \hat{c}_{j'\beta} \hat{c}_{i'\alpha} \rangle, \\ + \langle \hat{n}(\mathbf{r}) \rangle \delta(\mathbf{r} - \mathbf{r}') - \langle \hat{n}(\mathbf{r}) \rangle \langle \hat{n}(\mathbf{r}') \rangle, \quad (9)$$

where \tilde{w} is a Fourier transform of the Wannier function. Using the saddle-point approximation of the complex fields (ϕ, χ) we can evaluate $\langle \hat{c}_{i\alpha}^\dagger \hat{c}_{j\beta}^\dagger \hat{c}_{j'\beta} \hat{c}_{i'\alpha} \rangle$. Since the fermion field appears only in a quadratic form in Eq. (4), the integration are given by a Wick contraction of pairs of fermions:

$$\langle \hat{c}_{i\alpha}^\dagger \hat{c}_{j\beta}^\dagger \hat{c}_{j'\beta} \hat{c}_{i'\alpha} \rangle = \langle \hat{c}_{i\alpha}^\dagger \hat{c}_{i'\alpha} \rangle \langle \hat{c}_{j\beta}^\dagger \hat{c}_{j'\beta} \rangle - \langle \hat{c}_{i\alpha}^\dagger \hat{c}_{j'\beta} \rangle \langle \hat{c}_{j\beta}^\dagger \hat{c}_{i'\alpha} \rangle + \langle \hat{c}_{i\alpha}^\dagger \hat{c}_{j\beta}^\dagger \rangle \langle \hat{c}_{j'\beta} \hat{c}_{i'\alpha} \rangle. \quad (10)$$

The fermionic expectation values on the right-hand side are matrix elements of the fermionic Green's function $\hat{\mathbf{G}}$ of Eq. (5):

$$\langle \hat{c}_{i\uparrow}^\dagger \hat{c}_{j\uparrow} \rangle = \langle \hat{c}_{i\downarrow}^\dagger \hat{c}_{j\downarrow} \rangle = \frac{1}{\beta} \sum_n \mathbf{G}_{ij}^{12}(\omega_n) \quad (11)$$

and

$$\langle \hat{c}_{i\downarrow}^\dagger \hat{c}_{j\uparrow} \rangle = \frac{1}{\beta} \sum_n \mathbf{G}_{ij}^{11}(\omega_n), \quad \langle \hat{c}_{i\uparrow} \hat{c}_{j\downarrow} \rangle = \frac{1}{\beta} \sum_n \mathbf{G}_{ij}^{22}(\omega_n), \quad (12)$$

where we have summed over Matsubara frequencies ω_n . These expressions include also quantum fluctuations of the bosonic molecules when we take into account Gaussian fluctuations around the saddle-point solutions. For instance, we can integrate over these fluctuations to evaluate the correlation function

$$\langle \hat{c}_{i\alpha}^\dagger \hat{c}_{j\beta}^\dagger \hat{c}_{j'\beta} \hat{c}_{i'\alpha} \rangle - \langle \hat{c}_{i\alpha}^\dagger \hat{c}_{j\beta}^\dagger \rangle \langle \hat{c}_{j'\beta} \hat{c}_{i'\alpha} \rangle. \quad (13)$$

In general, the Green's function $\hat{\mathbf{G}}_{ij}$ is not diagonal in space due to the presence of the fermionic tunneling \bar{t} but the decay is exponential with distance $|\mathbf{R}_i - \mathbf{R}_j|$. The exponential behavior can be approximated by taking only the diagonal part into account. In other words, in a strongly interacting Fermi gas the formation of bosonic molecules and their dynamics is the dominant feature, and the individual tunneling of fermions is negligible. Moreover, the Green's function depends on the fields ϕ and χ . In that case the density-density correlations reduces to

$$C_{\mathbf{r},0} = \langle \hat{n}(\mathbf{r}) \rangle \delta(\mathbf{r}) + 2 \left(\frac{M}{\hbar t}\right)^{2d} |\tilde{w}(\mathbf{k})|^2 |\tilde{w}(0)|^2 \times \\ \left[- \left| \sum_i e^{i\mathbf{k}\mathbf{R}_i} \langle \hat{c}_{i\uparrow}^\dagger \hat{c}_{i\uparrow} \rangle \right|^2 + \left| \sum_i e^{i\mathbf{k}\mathbf{R}_i} \langle \hat{c}_{i\uparrow} \hat{c}_{i\downarrow} \rangle \right|^2 + \mathcal{S}(\mathbf{k}) \right]. \quad (14)$$

The first two terms constitute the density-density correlation function for fermions [15], whereas the third and the fourth terms account for the presence of the condensed

molecules. In particular, the fourth term describes the effect of quantum fluctuations and can be expressed as a momentum distribution of the molecules [14]

$$\mathcal{S}(\mathbf{k}) = \sum_{i,j} e^{\mathbf{k}(\mathbf{R}_i - \mathbf{R}_j)} (\langle \hat{b}_i^\dagger \hat{b}_j \rangle - \langle \hat{b}_i^\dagger \rangle \langle \hat{b}_j \rangle) \quad (15)$$

with $\hat{b}_i^\dagger = \hat{c}_{i\downarrow}^\dagger \hat{c}_{i\uparrow}^\dagger$. Phase fluctuations can destroy these terms, for instance, in the case of a MI state of the molecules. It is important to notice that fermionic terms contribute with a negative sign in Eq. (14), in contrast to the phase-coherent molecules, which contribute with a positive sign. This indicates a competition of the fermionic and the molecular contribution to the density-density correlation function. This provides a concept for measuring the properties of a strongly interacting Fermi gas.

5. Results

The expressions $\langle \hat{c}_{i\uparrow}^\dagger \hat{c}_{i\uparrow} \rangle$ and $\langle \hat{c}_{i\uparrow} \hat{c}_{i\downarrow} \rangle$ are constant due to translational invariance:

$$C_{\mathbf{r},0} \propto N^2 \delta_{\mathbf{k},\mathbf{G}} \left(-1 + \frac{N_0 \mathcal{N}}{N^2} \right) + \mathcal{S}(\mathbf{k}), \quad (16)$$

where we have denoted $2N = 2 \sum_i \langle \hat{c}_{i\uparrow}^\dagger \hat{c}_{i\uparrow} \rangle$ as the total number of fermions and $N_0 \mathcal{N} = |\sum_i \langle \hat{c}_{i\uparrow} \hat{c}_{i\downarrow} \rangle|^2 \propto \mathcal{N}^2 |i\phi + \chi|^2$. \mathcal{N} is the number of lattice sites. The ratio $n_0 = N_0/N$ is the condensate fraction, i.e. the relative contribution of condensed molecules.

5.1. BEC

For momenta close to the reciprocal lattice vectors \mathbf{G} the main contribution in the BEC comes from the term $\mathcal{S}(\mathbf{k})$, since it is singular for $\epsilon_{\mathbf{k}} \sim 0$:

$$C_{\mathbf{r},0} \propto \mathcal{S}(\mathbf{k}) \approx \frac{4Jn_0 + Jg_{\mathbf{k}}}{\epsilon_{\mathbf{k}}} (1 - 2g_{\mathbf{k}}). \quad (17)$$

This result connects the density-density correlation function with the spectrum of the molecular condensate given in Eq. (6). The infrared divergence of the momentum distribution is a general property of a BEC at $T = 0$ [18]. The related 2D plot of the correlation function is shown in Fig. 2.

5.2. MI

For larger densities the phase coherence in the molecular state is destroyed and a MI state with one bosonic molecule (i.e. a pair of fermions) appears. Due to strong phase fluctuations the second term in Eq. (16) vanishes, and the correlation function becomes

$$C_{\mathbf{r},0} \propto -N^2 \delta_{\mathbf{k},\mathbf{G}} + \mathcal{S}(\mathbf{k}) \quad (18)$$

with the non-singular term

$$\mathcal{S}(\mathbf{k}) \approx \frac{J^2}{4\mu^2} (1 - 2g_{\mathbf{k}}). \quad (19)$$

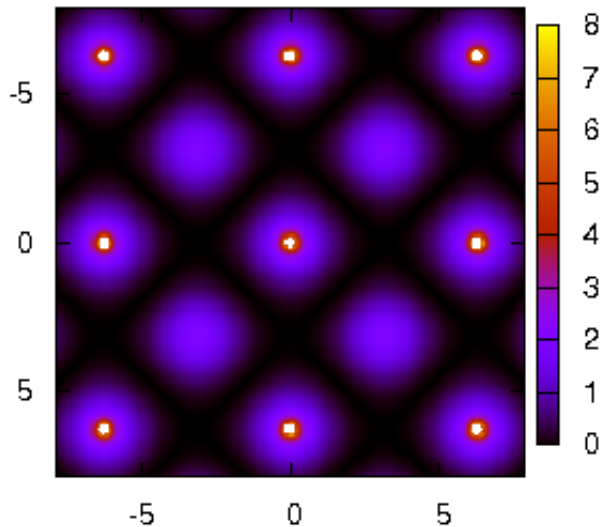


Figure 2. Density-density correlation function in units of $(\hbar t/Ma)^{-2d}$ of a strongly attractive spin-1/2 Fermi gas in an optical lattice with $J = 1$, $\mu = 0.4$, $k_B T = 0$, where the gas forms a BEC. The number of molecules per lattice site is 0.9. The singular behavior at the positions corresponding to the reciprocal lattice vectors is due to long range phase coherence of the condensed molecules. There is also small modulation due to the tunneling of molecules. The axes are given in units of $\hbar t/Ma$, where a is a lattice spacing.

Since the number of fermions N is large in Eq. (18), the contribution of $\mathcal{S}(\mathbf{k})$ is negligible in time-of-flight experiments of the MI. Thus the MI state is characterized by sharp *dips* in contrast to the singular *peaks* in the BEC, which appear on positions corresponding to the reciprocal lattice vectors \mathbf{G} , similar to a Bragg diffraction pattern. However, in contrast to the latter, where the diffraction pattern is created by light scattering on atoms of a crystal, here the pattern is created by the atomic state itself in the expansion process of the cloud.

Eq. (19) describes the bosonic nature of the molecules in the MI state: There are hole excitations in the MI phase (particle excitations are suppressed by the hard-core nature of the bosons) and their dynamics contributes to the interference pattern via the factor $\propto g_{\mathbf{k}}$. A similar situation was observed experimentally in the case of bosonic Mott insulator in Ref. [19]. The 2D plot of the correlation function is shown in Fig. 3.

6. Discussion

The density-density correlation function of an expanding cloud provides a clear picture of the state when it was still trapped by an optical lattice. It consists of four different contributions in Eq. (14), two of them are related to the fermionic nature of the atoms. The second term leads to a fermionic dip in the density-density correlation function in the MI state. A third term measures the condensate fraction in the case of condensed bosonic molecules and together with the singular fourth term leads to the sharp peaks.

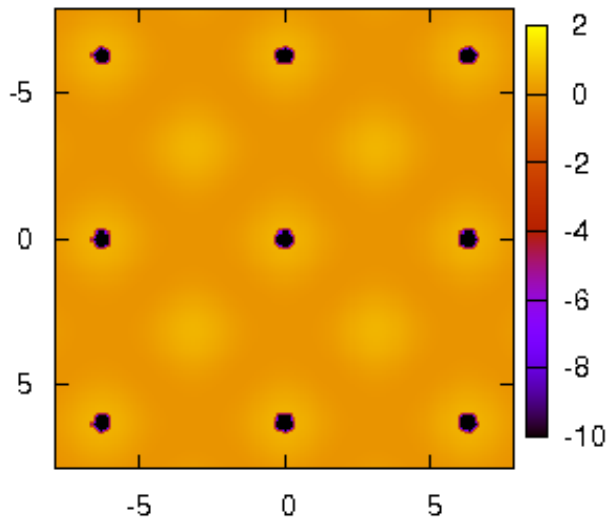


Figure 3. Density-density correlation function as in Fig. 2 but with $J = 1$, $\mu = 0.6$, $k_B T = 0$. The number of molecules per lattice site is 1. The singular behavior in Fig. 2 is replaced by dips here. This is due to the anticommuting nature of fermionic operators and thus reflects the fermionic nature of the MI state.

Even though the third term can compete with the second term, the singular term is the most relevant in the BEC phase.

The competing behavior of the fermionic dips and the condensate peaks in the density-density correlation function are a result of the anticommuting properties of the fermionic operators. This provides a simple concept to distinguish different states in a cloud of attractively interacting fermions. This behavior is rather different in a bosonic cloud, where all atoms contribute with the same sign to density-density correlation function because the bosonic operators commute [20].

In conclusion, we have studied an expanding cloud of strongly interacting spin-1/2 fermions after its release from an optical lattice. The properties are described in terms of the density-density correlation function. At lower densities a BEC is formed by the paired fermions, visible in the density-density correlation function as sharp peaks. At higher densities a Mott-insulating phase appears, characterized by dips in the density-density correlation function. This distinct behavior can be used in future experiments to distinguish between these two phases in a gas of strongly attractive spin-1/2 fermions in an optical lattice.

7. References

- [1] I. Bloch, *Science* **319**, 1202 (2008)
- [2] M. Greiner, O. Mandel, T. Esslinger, T. W. Hänsch, I. Bloch, *Nature* **415**, 39 (2002)
- [3] R. Jördens, N. Strohmaier, K. Günter, H. Moritz, T. Esslinger, *Nature* **455**, 204 (2008)
- [4] R. A. Duine, H. T. C. Stoof, *Phys. Rep.* **396**, 115 (2004)
- [5] C. A. R. Sa de Melo, *Phys. Today* **61**, 45 (2008)

- [6] P. Nozieres, S. Schmitt-Rink, J. Low Temp. Phys., **59**, 195 (1985)
- [7] Y. Kato, Q. Zhou, N. Kawashima, N. Trivedi, Nature Phys. **4**, 617 (2008)
- [8] E. Altman, E. Demler, M. Lukin, Phys. Rev. A **70**, 013603 (2004)
- [9] T. Rom, Th. Best, D. van Oosten, U. Schneider, S. Fölling, B. Paredes, I. Bloch, Nature **444**, 733 (2006)
- [10] L.-M. Duan, Phys. Rev. Lett. **95**, 243202 (2005)
- [11] W. Kohn, Phys. Rev. **115**, 809 (1959)
- [12] R. Micnas, Phys. Rev. B **76**, 184507 (2007)
- [13] K. Ziegler, Laser Phys. **15**, 650 (2005)
- [14] O. Fialko, Ch. Moseley, K. Ziegler, Phys. Rev. A **75**, 053616 (2007)
- [15] I. Bloch, J. Dalibard, W. Zwerger, Rev. Mod. Phys. **80**, 885 (2008)
- [16] R. Bücker, A. Perrin, S. Manz, T. Betz, Ch. Koller, T. Plisson, J. Rottmann, T. Schumm, J. Schmiedmayer, New Journal of Physics, **11**, 103039 (2009)
- [17] A. Imambekov, I. E. Mazets, D. S. Petrov, V. Gritsev, S. Manz, S. Hofferberth, T. Schumm, E. Demler, J. Schmiedmayer, Phys. Rev. A **80**, 033604 (2009); G. M. Bruun, O. F. Syljuasen, K. G. L. Pedersen, B. M. Andersen, E. Demler, A. S. Sorensen, Phys. Rev. A **80**, 033622 (2009)
- [18] L. Pitaevskii and S. Stringari, "Bose-Einstein Condensation" (Clarendon Press, Oxford, 2003)
- [19] F. Gerbier, A. Widera, S. Fölling, O. Mandel, T. Gericke, I. Bloch, Phys. Rev. Lett. **95**, 050404 (2005)
- [20] F. Gerbier, A. Widera, S. Fölling, O. Mandel, T. Gericke, I. Bloch, Phys. Rev. A **72**, 053606 (2005); F. Gerbier, S. Trotzky, S. Fölling, U. Schnorrberger, J. D. Thompson, A. Widera, I. Bloch, L. Pollet, M. Troyer, B. Capogrosso-Sansone, N. V. Prokof'ev, B. V. Svistunov, Phys. Rev. Lett. **101**, 155303 (2008)