



HAL
open science

Unified bijections for maps with prescribed degrees and girth

Olivier Bernardi, Eric Fusy

► **To cite this version:**

Olivier Bernardi, Eric Fusy. Unified bijections for maps with prescribed degrees and girth. 2011. hal-00566762v2

HAL Id: hal-00566762

<https://hal.science/hal-00566762v2>

Preprint submitted on 11 Oct 2011 (v2), last revised 12 Mar 2012 (v3)

HAL is a multi-disciplinary open access archive for the deposit and dissemination of scientific research documents, whether they are published or not. The documents may come from teaching and research institutions in France or abroad, or from public or private research centers.

L'archive ouverte pluridisciplinaire **HAL**, est destinée au dépôt et à la diffusion de documents scientifiques de niveau recherche, publiés ou non, émanant des établissements d'enseignement et de recherche français ou étrangers, des laboratoires publics ou privés.

UNIFIED BIJECTIONS FOR MAPS WITH PRESCRIBED DEGREES AND GIRTH

OLIVIER BERNARDI* AND ÉRIC FUSY†

ABSTRACT. This article presents unified bijective constructions for planar maps, with control on the face degrees and on the girth. Recall that the girth is the length of the smallest cycle so that maps of girth at least $d = 1, 2, 3$ are respectively the general, loopless, and simple maps. We first present bijections for planar maps with one root-face (plane maps) of degree d equal to the girth. We then present more general bijective constructions for maps with two root-faces (annular maps) with girth at least d and root-faces of arbitrarily fixed degrees. Our bijections associate a decorated plane tree to each map, and non-root faces of degree k of the map correspond to vertices of degree k of the tree. As special cases we recover several known bijections for bipartite maps, loopless triangulations, simple triangulations, simple quadrangulations, etc.

In terms of counting, we obtain for each integer d an expression of the generating function $F_d(x_d, x_{d+1}, x_{d+2}, \dots)$ of rooted plane maps of girth d with root-face of degree d , where the variable x_k marks the number of non-root faces of degree k . The expression for F_1 was already obtained (bijectively) by Bouttier, Di Francesco and Guitter, but for $d \geq 2$ the expression of F_d is new. We also obtain an expression for the generating function $G_{p,q}^{(d,e)}(x_d, x_{d+1}, \dots)$ of rooted annular maps with root-faces of degrees p and q such that cycles separating the two root-faces have length at least e while other cycles have length at least d , where the variable x_k marks the number of non-root faces of degree k .

Our strategy is to obtain all the bijections as specializations of a single “master bijection” introduced by the authors in a previous article. The master bijection sends a class \mathcal{O} of oriented maps to a class of decorated trees, and the core of our approach is to exhibit certain “canonical orientations” for maps with prescribed girth constraints so as to identify these classes of maps with subclasses of \mathcal{O} on which the master bijection specializes nicely.

1. INTRODUCTION

A planar map is a connected graph embedded without edge-crossing in the sphere. There is a very rich literature on the enumeration of maps, going back to the seminal work of Tutte [26, 27] via generating functions. The approach of Tutte applies to many map families (triangulations, bipartite maps, 2-connected maps, etc.) but involves some technical calculations (the *quadratic method* or its generalizations [10]; see also [16] for a more analytic approach). For many families of maps, the generating function turns out to be algebraic, and to have a simple expression in terms of the generating function of a family of trees. Enumerative

*Department of Mathematics, MIT, Cambridge, USA, bernardi@math.mit.edu. Supported by the French ANR project A3 and the European project ExploreMaps – ERC StG 208471

†LIX, École Polytechnique, Palaiseau, fusy@lix.polytechnique.fr. Supported by the European project ExploreMaps – ERC StG 208471.

results for maps can alternatively be obtained by a matrix integral approach [13], an algebraic approach [20], or a bijective approach [24].

In the bijective approach one typically establishes a bijection between a class of maps and a class of “decorated” plane trees (which are easy to count). This usually gives transparent proofs of the enumerative formulas together with algorithmic byproducts. Moreover this approach has proved very powerful for studying the metric properties of maps and solving statistical mechanics models on maps. There exist now bijections for many different classes of maps [11, 12, 18, 19, 24, 23]. In an attempt to put several of these bijections under one roof, the authors have recently defined a “master bijection” Φ for planar maps [9]. It was shown there that for each integer $d \geq 3$ the master bijection Φ could be specialized into a bijection for the class of d -angulations of *girth* d (the girth of a graph is the minimal length of its cycles). This approach has the advantage of unifying two known bijections corresponding to the cases $d = 3$ [24, Sec.2.3.4] and $d = 4$ [19, Thm. 4.10]. More importantly, for $d \geq 5$ it gives new enumerative results which seem difficult to obtain by a non-bijective approach (a former limitation of the bijective approach to maps was that in order to design a bijection one had to first guess the correct family of decorated plane trees using enumerative formulas obtained by a non-bijective approach).

In the present article, we use again the “master bijection strategy” and obtain a considerable extension of the results in [9]. We first consider *plane maps*, that is, maps with one distinguished face called *root-face*. For any positive integer d , we describe a bijection between plane maps of girth d with a root-face of degree d and a specific family of decorated plane trees called *d -branching mobiles*. The bijection is such that each non-root face of degree k in the map ($k \geq d$ since the girth is d) corresponds to a black vertex of degree k in the mobile. For $d \geq 3$, the bijection specializes to the one in [9] when all faces have degree d . Enumerating the mobiles then yields for any integer d an explicit system of algebraic equations defining the series $F_d(x_d, x_{d+1}, x_{d+2}, \dots)$ counting *rooted maps* (plane maps with a distinguished corner in the root-face) of girth d with a root-face of degree d , where x_k marks the number of non-root faces of degree k . For $d = 1$ (corresponding to unconstrained rooted maps) the system defining F_1 has already been obtained (bijectively) by Bouttier, Di Francesco and Guitter in [11]. For $d \geq 2$ the enumerative results and bijections are new, except in a few special cases (we actually unify the bijections for general maps [11], bipartite maps [23], loopless triangulations [24, Sec.2.3.4], simple triangulations [24, Sec.2.3.3], and simple quadrangulations [19, Thm. 4.10]). We then consider *annular maps*, that is, maps with two distinguished faces called *root-faces*. Annular maps have two girth parameter: the *separating girth* (minimal length of the cycles separating the two root-faces) and the *non-separating girth* (minimal length of the other cycles). For any positive integers p, q, d, e , our bijection gives an algebraic characterization of the series $G_{p,q}^{(d,e)}(x_d, x_{d+1}, \dots)$ counting rooted annular maps (rooted means that there is a marked corner in each root-face) with root-faces of degrees p and q , with non-separating girth at least d and separating girth at least e , where the variable x_k marks the number of non-root faces of degree k .

As a corollary we obtain a (new) closed formula for the number of rooted simple bipartite maps with given number of faces of each degree. We also prove a universal asymptotic behavior for the number of rooted maps of girth at least d with face-degrees belonging to a *finite* set Δ : the number $c_{d,\Delta}(n)$ of such maps with n faces satisfies $c_{d,\Delta}(n) \sim \kappa n^{-5/2} \gamma^n$ for certain computable constants κ, γ depending

on d and Δ . This asymptotic behavior was already established by Bender and Canfield [2] in the case of bipartite maps with no girth constraint (their statement actually holds for any set Δ , not necessarily finite).

In order to explain our strategy, we must point out that the master bijection Φ is a mapping between a certain class of *oriented maps* $\tilde{\mathcal{O}}$ and a class of decorated plane trees. Therefore, in order to obtain a bijection for a particular class of maps \mathcal{C} , one can try to define a “canonical orientation” for each map in \mathcal{C} so as to identify the class \mathcal{C} with a subset $\tilde{\mathcal{O}}_{\mathcal{C}} \subset \tilde{\mathcal{O}}$ on which the master bijection Φ specializes nicely. This is the approach we adopt in this paper, and our main ingredient is a proof that certain (generalized) orientations, called $d/(d-2)$ -orientations, characterize the maps of girth d . A special case of $d/(d-2)$ -orientations was already used in [9] to characterize d -angulations of girth d . These orientations are also related to combinatorial structures known as *Schnyder woods* [8].

Relation with known bijections. The bijective approach to maps was greatly developed by Schaeffer [24] after initial constructions by Cori and Vauquelin [15], and Arquès [1]. Most of the bijections for maps are between a class of maps and a class of decorated plane trees. These bijections can be divided into two categories: (A) bijections in which the decorated tree is a spanning tree of the map (and the “decorations” are part of the edges not in the spanning trees), and (B) bijections in which the decorated plane tree associated to a map M has vertices of two colors black and white corresponding respectively to the faces and vertices of the map (these bicolored trees are called *mobiles* in several articles)¹. The first bijection of type A is Schaeffer’s construction for Eulerian maps [23]. The first bijection of type B is Schaeffer’s construction for quadrangulations [24] (which can be seen as a reformulation of [15]) later extended by Bouttier, Di Francesco and Guitter [12]. Bijections of both types require to first endow the maps with a “canonical structure” (typically an orientation) characterizing the class of maps: *Schnyder woods* for simple triangulations, 2 -orientations for simple quadrangulations, *Eulerian orientations* for Eulerian maps, etc. For several classes of maps, there exists both a bijection of type A and of type B. For instance, the bijections [23] and [12] both allow one to count bipartite maps.

The master bijection Φ obtained in [9] can be seen as a meta construction for all the known bijections of type B (for maps without matter). The master bijection is actually a slight extension of a bijection introduced by the first author in [3] and subsequently reformulated in [5] (and extended to maps on orientable surfaces). In [5] it was already shown that the master bijection could be specialized in order to recover the bijection for bipartite maps presented in [12, Sec. 2].

In the present article, for any integer d we specialize the master bijection Φ into a bijection for plane maps of girth d with root-face degree d . This generalizes several known bijections. In the case $d = 1$ our bijection coincides with the one described by Bouttier, Di Francesco and Guitter in [11]. In the case $d = 2$ (loopless maps), our bijection generalizes and unifies two bijections obtained by Schaeffer in the dual setting. Indeed the bijection for Eulerian maps described in [23] coincides

¹This classification comes with two subtleties. First, there are two *dual versions* for bijections of type B: in one version the decorations of the mobiles are some dangling half-edges, while in the dual version the decorations are some labellings of the vertices; see [5, Sec.7]. Second, it sometimes happens that a bijection of type A can be identified with a “degenerate form” of a bijection of type B in which all the white vertices of the mobiles are leaves; see Section 7.

via duality with our bijection for $d = 2$ applied to bipartite maps, and the bijection for bridgeless cubic maps described in [24, Sec.2.3.4] (which is also described and extended in [21]) coincides via duality with our bijection for $d = 2$ applied to triangulations. For all $d \geq 3$, our bijection generalizes the bijection for d -angulations of girth d given in [9]. This includes the cases $d = 3$ and $d = 4$ (simple triangulations and simple quadrangulations) previously obtained in [19, Thm. 4.10] and [24, Sec.2.3.3]. Lastly, a slight reformulation of our construction allows us to include the case $d = 0$, recovering a bijection described in [12] for vertex-pointed maps.

In two articles to come [6, 7], we further generalize the results presented here. In [6] we extend the master bijection to hypermaps, and we count hypermaps with control on a certain girth parameter (which extends the definition of girth of a map) and on the degrees of the hyperedges and of the faces. In [7], relying on more involved orientations, we count so-called *irreducible* maps (and hypermaps), and recover in particular the bijections for irreducible triangulations [18] and for irreducible quadrangulations [19].

Outline. In Section 2 we gather our definitions on maps and orientations. In Section 3, we recall the master bijection introduced in [9] between a set $\tilde{\mathcal{O}}$ of (weighted) oriented maps and a set of (weighted) mobiles. From there, our strategy is to obtain bijections for (plane and annular) maps with control on the girth and face-degrees by specializing the master bijection. As explained above, this requires to define some (generalized) orientations characterizing the different classes of maps.

Section 4 deals with the class of plane maps of girth d with root-face degree d . We define a class of (weighted) orientations, called $d/(d-2)$ -orientations, and show that a plane map M of root-face degree d has girth d if and only if it admits a $d/(d-2)$ -orientation. Moreover in this case there is a unique $d/(d-2)$ -orientation such that M endowed with this orientation is in $\tilde{\mathcal{O}}$. The class of plane maps of girth d with root-face degree d is thus identified with a subset of $\tilde{\mathcal{O}}$. Moreover, the master bijection Φ specializes nicely on this subset, so that for each $d \geq 1$ we obtain a bijection between plane maps of girth d with root-face degree d , and a family of decorated plane trees called *d -branching mobiles* specifiable by certain degree constraint. Through this bijection, each inner face of degree k in the map corresponds to a black vertex of degree k in the associated mobile. Some simplifications occur for the subclass of bipartite maps when $d = 2b$ (in particular one can use simpler orientations called $b/(b-1)$ -orientations) and our presentation actually starts with this simpler case.

In Section 5, we extend our bijections to annular maps. More precisely, for any integers p, q, d we obtain a bijection for annular maps with root-faces of degrees p and q , with separating girth p and non-separating girth d . The strategy parallels the one of the previous section and the class of mobiles obtained, called *d -branching mobiles* of type (p, q) , are similar to d -branching mobiles except that they have a marked vertex at which the local constraints depend on p and q . Again our presentation starts with the bipartite case which is simpler.

In Section 6, we enumerate the families of mobiles associated to the above mentioned families of plane maps and annular maps. Concerning plane maps, we obtain, for each $d \geq 1$, an explicit system of algebraic equations characterizing the series $F_d(x_d, x_{d+1}, x_{d+2}, \dots)$ counting rooted plane maps of girth d with root-face of degree d , where each variable x_k counts the non-root faces of degree k . Concerning annular maps, we obtain for each quadruple p, q, d, e of positive integers, an expression

for the series $G_{d,e}^{(p,q)}(x_d, x_{d+1}, \dots)$ counting rooted annular maps of non-separating girth at least d and separating girth at least e with root-faces of degrees p and q , where the variable x_k marks the number of non-root faces of degree k . From these expressions we show that the number $c_{d,\Delta}(n)$ of rooted maps with n faces, girth at least d , and face-degrees restricted to a fixed integer set Δ satisfies the universal asymptotic behavior $c_{d,\Delta}(n) \sim \kappa \gamma^n n^{-5/2}$. Moreover we obtain a (new) closed formula for the number of rooted simple bipartite maps with given number of faces of each degree, and give an alternative derivation of the number of rooted loopless maps with n edges (the formula was first given in [28]).

In Section 7, we take a closer look at the cases $b = 1$ and $d = 1, 2$, and we also describe a slight reformulation which allows us to include the further case $d = 0$. The relation between our bijections and the bijections described in [11, 12, 24, 23] are explained.

In Section 8, we prove the missing results about $d/(d-2)$ -orientations and $b/(b-1)$ -orientations for plane maps and annular maps.

2. MAPS, BIORIENTATIONS AND MOBILES

This section gathers definitions about maps, orientations, and mobiles.

Maps. A (planar) *map* is a connected planar graph embedded (without edge-crossing) in the oriented sphere and considered up to continuous deformation. The *faces* are the connected components of the complementary of the graph. A *plane tree* is a map without cycles (it has a unique face). The numbers v, e, f of vertices, edges and faces of a map are related by the *Euler relation*: $v - e + f = 2$. Cutting an edge e at its middle point gives two *half-edges*, each incident to an endpoint of e (they are both incident to the same vertex if e is a loop). A *corner* is the angular section between two consecutive half-edges around a vertex. The *degree* of a vertex or face x , denoted $\deg(x)$, is the number of incident corners. A *d -angulation* is a map such that every face has degree d . *Triangulations* and *quadrangulations* correspond to the cases $d = 3$ and $d = 4$ respectively. The *girth* of a graph is the minimum length of its cycles. Obviously, a map of girth d does not have faces of degree less than d . Note that a map is *loopless* if and only if it has girth at least 2 and is *simple* (has no loops nor multiple edges) if and only if it has girth at least 3. A graph is *bipartite* if its vertices can be bicolored in such a way that every edge connects two vertices of different colors. Clearly, the girth of a bipartite graph is even. Lastly, it is easy to see that a planar map is bipartite if and only if every face has even degree.

A *plane map* (also called *face-rooted map*) is a planar map with a marked face, called the *root-face*. We think of a plane map as embedded in the plane with the root-face taken as the (infinite) outer face. A *rooted map* (also called *corner-rooted map*) is a map with a marked corner, called the *root*; in that case the *root-face* and *root-vertex* are the face and vertex incident to the root. The *outer degree* of a plane (or rooted) map is the degree of the root-face. The faces distinct from the root-face are called *inner faces*. The vertices, edges, and corners are called *outer* if they are incident to the root-face and *inner* otherwise. An half-edge is *outer* if it lies on an outer edge, and is *inner* otherwise.

An *annular map* is a plane map with a marked inner face. Equivalently, it is a planar map with two distinguished *root-faces* called *outer root-face* and *inner*

root-face respectively. There are two types of cycles in an annular map: those enclosing the inner root-face are called *separating* and those not enclosing the inner root-face are called *non-separating*. Accordingly, there are two girth parameters: the *separating* (resp. *non-separating*) girth is the minimal length of a separating (resp. non-separating) cycle. We say that an annular map is *rooted* if a corner is marked in each of the root-faces.

Biorientations. A *biorientation* of a map G , is a choice of an orientation for each half-edge of G : each half-edge can be either *ingoing* (oriented toward the vertex), or *outgoing* (oriented toward the middle of the edge). For $i \in \{0, 1, 2\}$, we call *i-way* an edge with exactly i ingoing half-edges. Our convention for representing 0-way, 1-way, and 2-way edges is given in Figure 1 (top line). The ordinary notion of *orientation* corresponds to biorientations having only 1-way edges. The *indegree* of a vertex v of G is the number of ingoing half-edges incident to v .

Given a biorientation O of a map G , a *directed path* of O is a path $P = (v_0, \dots, v_k)$ of G such that $\{v_i, v_{i+1}\}$ is either 2-way or 1-way from v_i to v_{i+1} for $i \in \{0, \dots, k-1\}$. The orientation O is said to be *accessible* from a vertex v if any vertex is reachable from v by a directed path. If O is a biorientation of a plane map, a *clockwise circuit* of O is a simple cycle C of G such that each edge of C is either 2-way or 1-way with the interior of C on its right. A *counterclockwise circuit* is defined similarly. A biorientation of a plane map is said to be *minimal* if it has no counterclockwise circuit.

A biorientation is *weighted* if a *weight* is associated to each half-edge h (in this article the weights will be integers). The *weight* of an edge is the sum of the weights of its half-edges. The *weight* of a vertex v is the sum of the weights of the ingoing half-edges incident to v . The *weight* of a face f , denoted $w(f)$, is the sum of the weights of the outgoing half-edges incident to f and having f on their right. A \mathbb{Z} -*biorientation* is a weighted biorientation where the weight of each half-edge h is an integer which is positive if h is ingoing and non-positive if h is outgoing. An \mathbb{N} -*biorientation* is a \mathbb{Z} -biorientation where the weights are non-negative (positive for ingoing half-edges, and zero for outgoing half-edges). A weighted biorientation of a plane map is said to be *admissible* if the contour of the outer face is a simple cycle of 1-way edges with weights 0 and 1 on the outgoing and ingoing half-edges, and the inner half-edges incident to the outer vertices are outgoing.

Definition 1. A \mathbb{Z} -*biorientation* of a plane map is said to be *suitable* if it is *minimal*, *admissible*, and *accessible* from every outer vertex. We denote by $\tilde{\mathcal{O}}$ the set of suitably \mathbb{Z} -*bioriented* plane maps.

Mobiles. A *mobile* is a plane tree with vertices colored either black or white, and where the black vertices can be incident to some dangling half-edges called *buds*. Buds are represented by outgoing arrows as in Figure 2 (right). The *degree* of a black vertex is its number of incident half-edges (including the buds). The *excess* of a mobile is the number of half-edges incident to the white vertices minus the number of buds. A \mathbb{Z} -*mobile* is a mobile where each non-bud half-edge h carries a *weight* which is a positive integer if h is incident to a white vertex, and a non-positive integer if h is incident to a black vertex. The *weight* of an edge is the sum of the weight of its half-edges. The *weight* of a vertex is the sum of weights of all its incident (non-bud) half-edges.

3. MASTER BIJECTION BETWEEN BIORIENTED MAPS AND MOBILES

In this section we recall the “master bijection” Φ defined in [9] (where it is denoted Φ_-) between the set $\tilde{\mathcal{O}}$ of suitably \mathbb{Z} -bioriented plane maps and a set of *mobiles*. The bijection Φ is illustrated in Figure 2. It will be specialized in Sections 4 and 5 to count classes of plane and annular maps.

Definition 2. Let M be a suitably \mathbb{Z} -bioriented plane map (Definition 1) with root-face f_0 . We view the vertices of M as white and place a black vertex b_f in each face f of M . The embedded graph $\Phi(M)$ with black and white vertices is obtained as follows:

- Reverse the orientation of all the edges of the root-face (which is a clockwise directed cycle of 1-way edges).
- For each edge e perform the following operation represented in Figure 1. Let h and h' be the half-edges of e with respective weights w and w' . Let v and v' be respectively the vertices incident to h and h' , let c, c' be the corners preceding h, h' in clockwise order around v, v' , and let f, f' be the faces containing these corners.
 - If e is 0-way, then create an edge between the black vertices b_f and $b_{f'}$ across e , and give weight w and w' to the half-edges incident to $b_{f'}$ and b_f respectively. Then, delete the edge e .
 - If e is 1-way with h being the ingoing half-edge, then create an edge joining the black vertex b_f to the white vertex v in the corner c , and give weight w and w' to the half-edges incident to v and b_f respectively. Then, glue a bud on $b_{f'}$ in the direction of c' , and delete the edge e .
 - If e is 2-way, then glue buds on b_f and $b_{f'}$ in the directions of the corners c and c' respectively (and leave intact the weighted edge e).
- Delete the black vertex b_{f_0} , the outer vertices of M , and the edges between them (no other edge or bud is incident to these vertices).

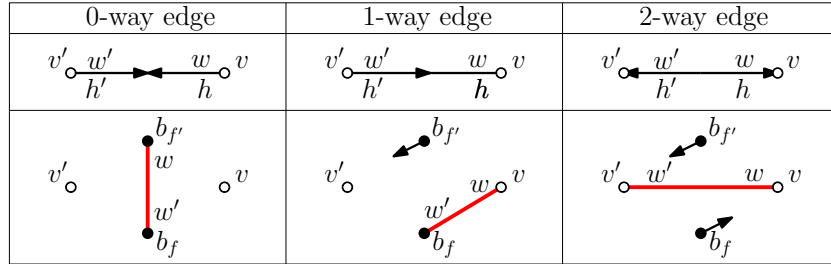


FIGURE 1. Local transformation of 0-way, 1-way and 2-way edges done by the bijection Φ .

The following theorem is proved in [9]:

Theorem 3. The mapping Φ is a bijection between the set $\tilde{\mathcal{O}}$ of suitably \mathbb{Z} -bioriented plane maps (Definition 1) and the set of \mathbb{Z} -mobiles of negative excess, with the parameter-correspondence given in Figure 3.

For M a suitably \mathbb{Z} -bioriented plane map of outer degree d , and $T = \Phi(M)$ the corresponding mobile, we call *exposed* the d buds of the mobile $T = \Phi(M)$

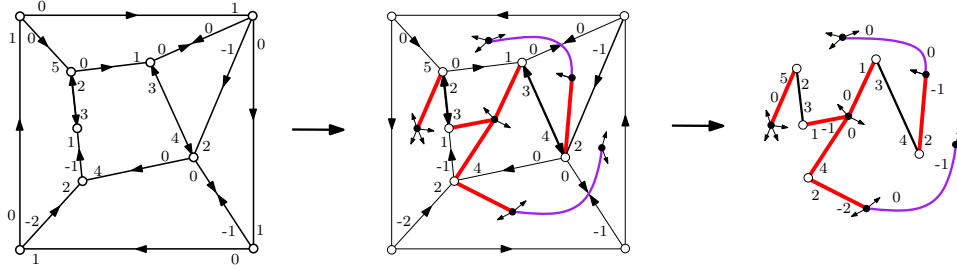


FIGURE 2. The master bijection Φ applied to a suitably \mathbb{Z} -bioriented plane map.

Bioriented map $M \in \tilde{\mathcal{O}}$		Mobile $\Phi(M)$
inner vertex	\longleftrightarrow same weight	white vertex
inner face	\longleftrightarrow same degree same weight	black vertex
inner edge	\longleftrightarrow same weight	edge
	$\left\{ \begin{array}{l} 0\text{-way} \longleftrightarrow \text{black-black} \\ 1\text{-way} \longleftrightarrow \text{black-white} \\ 2\text{-way} \longleftrightarrow \text{white-white} \end{array} \right\}$	
outer degree d	\longleftrightarrow	excess $-d$

FIGURE 3. Parameter-correspondence of the master bijection Φ .

created by applying the local transformation to the outer edges of M (which have preliminarily been returned). The following additional claim, proved in [9], will be useful for counting purposes.

Claim 4. *Let M be a suitably \mathbb{Z} -bioriented plane map of outer degree d , and let $T = \Phi(M)$ be the corresponding mobile. There is a bijection between the set \vec{M} of all distinct corner-rooted maps obtained from M by marking an outer corner (note that the cardinality of \vec{M} can be less than d), and the set \vec{T} of all distinct mobiles obtained from T by marking one of the d exposed buds. Moreover, there is a bijection between the set T_{\rightarrow} of mobiles obtained from T by marking a non-exposed bud, and the set $T_{\rightarrow\circ}$ of mobiles obtained from T by marking a half-edge incident to a white vertex.*

Before we close this section we recall from [9] how to recover the map starting from a mobile (this description will be useful in Section 7 to compare our bijection with other known bijections). Let T be a mobile (weighted or not) with non-positive excess δ . The corresponding *fully blossoming* mobile T' is obtained from T by inserting a *fake* black vertex in the middle of each white-white edge, and then for each black vertex v (fake or not) inserting a dangling half-edge called *stem* in each corner preceding a black-white edge in clockwise order around v . A fully blossoming mobile is represented in solid lines in Figure 4 (buds and stems are respectively indicated by outgoing and ingoing arrows). Turning in counterclockwise direction around the mobile T' , one sees a sequence of buds and stems. The *partial closure*

of T' is obtained by drawing an edge from each bud to the next available stem in counterclockwise order around T' (these edges can be drawn without crossings). This leaves $|\delta|$ buds unmatched (since the excess δ is equal to the number of stems minus the number of buds). The *complete closure* $\Psi(T)$ of T is the vertex-rooted bioriented map obtained from the partial closure by first creating a *root-vertex* v_0 in the face containing the unmatched buds and joining it to all the unmatched buds, and then deleting all the white-white and black-white edges of the mobile T and erasing the fake black vertices (these were at the middle of some edges); see Figure 4.

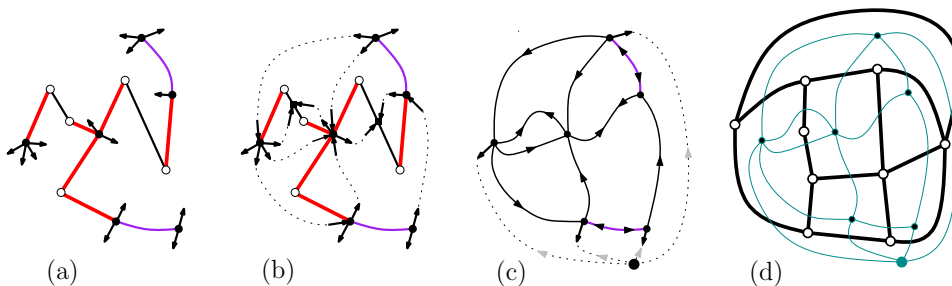


FIGURE 4. The mapping Ψ . (a) A mobile T . (b) The fully blossoming mobile T' (drawn in solid lines with buds represented as outgoing arrows, and stems represented by ingoing arrows) and its partial closure (drawn in dashed lines). (c) The complete closure $\Psi(T)$. (d) The dual map.

Proposition 5 ([9]). *Let M be in $\tilde{\mathcal{O}}$, and let $T = \Phi(M)$ be the associated mobile. Then the plane map underlying M is dual to the vertex-rooted map underlying the complete closure $\Psi(T)$.*

4. BIJECTIONS FOR MAPS WITH ONE ROOT-FACE

In this section, we present our bijections for plane maps. For each positive integer d , we consider the class \mathcal{C}_d of plane maps of outer degree d and girth d . We define some \mathbb{Z} -biorientations that characterize the maps in \mathcal{C}_d . This allows us to identify the class \mathcal{C}_d with a subset of $\tilde{\mathcal{O}}$. We then specialize the master bijection to this subset of $\tilde{\mathcal{O}}$ and obtain a bijection for maps in \mathcal{C}_d with control on the number of inner faces in each degree $i \geq d$. For the sake of clarity we start with the bipartite case, where the orientations and bijections are simpler.

4.1. Bipartite case. In this section, b is a fixed positive integer. We start with the definition of the \mathbb{Z} -biorientations that characterize the bipartite maps in \mathcal{C}_{2b} .

Definition 6. *Let M be a bipartite plane map of outer degree $2b$ having no face of degree less than $2b$. A $b/(b-1)$ -orientation of M is an admissible \mathbb{Z} -biorientation such that every outgoing half-edge has weight 0 or -1 and*

- (i) *each inner edge has weight $b-1$,*
- (ii) *each inner vertex has weight b ,*
- (iii) *each inner face f has degree and weight satisfying $\deg(f)/2 + w(f) = b$.*

Figure 6 shows $b/(b-1)$ -orientations for $b = 2$ and $b = 3$, while Figure 10 (middle) shows the case $b = 1$. Observe that for $b \geq 2$, a $b/(b-1)$ -orientation has no 0-way edges, while for $b \leq 2$ it has no 2-way edges. Definition 6 of $b/(b-1)$ -orientations actually generalizes the one given in [9] for $2b$ -angulations. Note that $b/(b-1)$ -orientations of $2b$ -angulations are in fact \mathbb{N} -biorientations since Condition (iii) implies that the weight of every outgoing half-edge is 0.

Theorem 7. *Let M be a bipartite plane map of outer degree $2b$ having no face of degree less than $2b$. Then M admits a $b/(b-1)$ -orientation if and only if M has girth $2b$. In this case, there exists a unique suitable $b/(b-1)$ -orientation of M .*

The proof of Theorem 7 (which extends a result given in [9] for $2b$ -angulations) is delayed to Section 8. We now define the class of \mathbb{Z} -mobiles that we will show to be in bijection with bipartite maps in \mathcal{C}_{2b} .

Definition 8. *A b -dibranching mobile is a \mathbb{Z} -mobile such that half-edges incident to black vertices have weight 0 or -1 and*

- (i) *each edge has weight $b-1$,*
- (ii) *each white vertex has weight b ,*
- (iii) *each black vertex v has degree and weight satisfying $\deg(v)/2 + w(v) = b$; equivalently a black vertex of degree $2i$ is adjacent to $i-b$ white leaves.*

The two ways of phrasing Condition (iii) are equivalent because a half-edge incident to a black vertex has weight -1 if and only if it belongs to an edge incident to a white leaf. The possible edges of a b -dibranching mobile are represented for different values of b in Figure 7. Examples of b -dibranching mobiles are given in Figure 6.

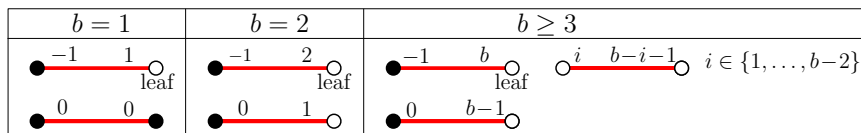


FIGURE 5. The possible edges of b -dibranching mobiles. The white leaves are indicated.

Claim 9. *Any b -dibranching mobile has excess $-2b$.*

Proof. Let T be a b -dibranching mobile. Let e be the number of edges and β be the number of buds. Let v_b and v_w be the number of black and white vertices respectively. Let h_b and h_w be the number of non-bud half-edges incident to black and white vertices, respectively. By definition, the excess δ of the mobile is $\delta = h_w - \beta$. Now, by Condition (iii) on black vertices, one gets $(h_b + \beta)/2 + S = b v_b$, where S is the sum of weights of the half-edges incident to black vertices. By Conditions (i) and (ii), one gets $e(b-1) = b v_w + S$. Eliminating S between these relations gives $2e(b-1) + h_b + \beta = 2b(v_b + v_w)$. Lastly, plugging $v_b + v_w = e + 1$ and $2e = h_b + h_w$ in this relation, one obtains $h_w - \beta = -2b$. \square

By Theorem 7, the set of bipartite maps in \mathcal{C}_{2b} can be identified with the set of $b/(b-1)$ -oriented plane maps in $\tilde{\mathcal{O}}$. Thus, it remains to show that the master bijection Φ induces a bijection between the $b/(b-1)$ -oriented plane maps in $\tilde{\mathcal{O}}$

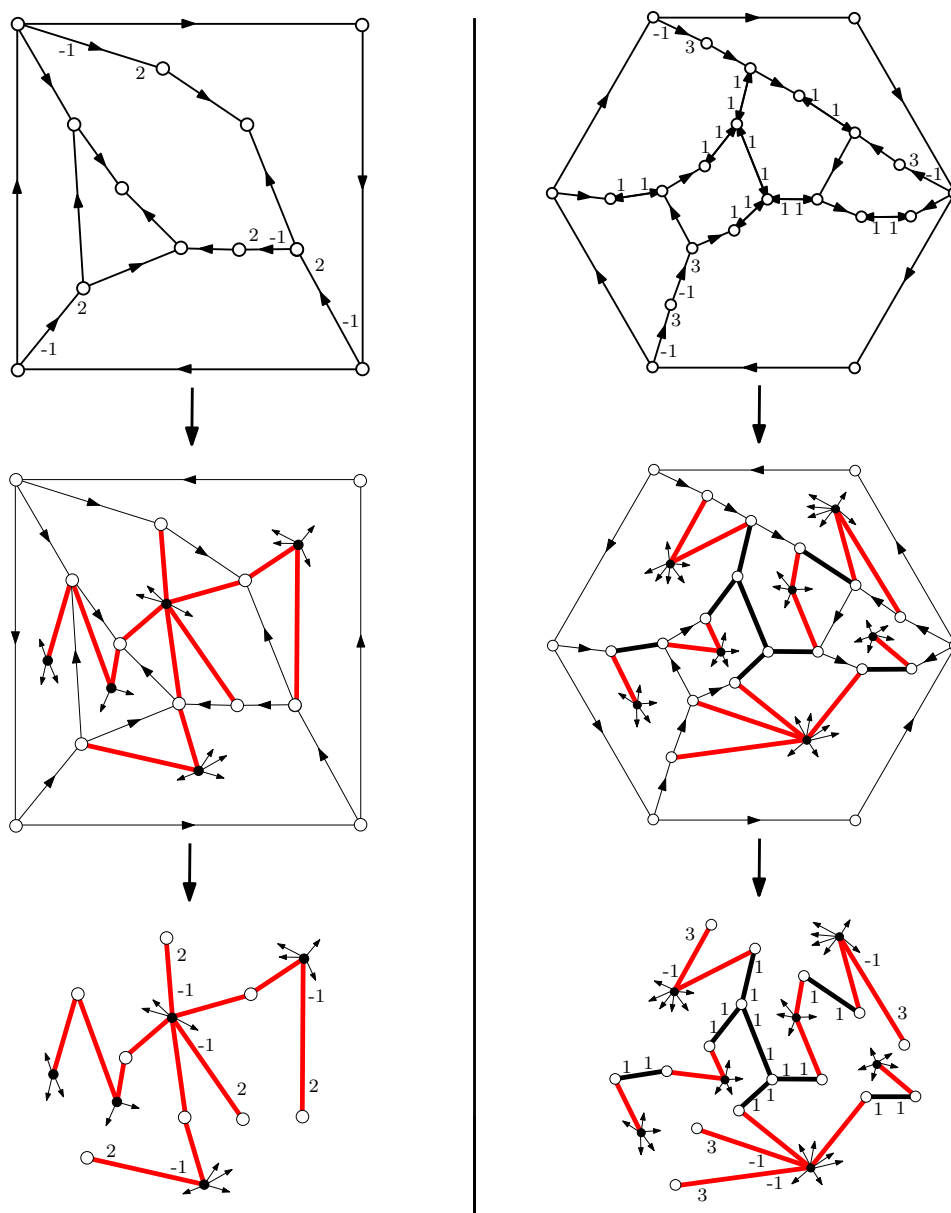


FIGURE 6. Bijections for bipartite maps in the cases $b = 2$ (left) and $b = 3$ (right). Top: a plane bipartite map of girth $2b$ and outer degree $2b$ endowed with its suitable $b/(b-1)$ -orientation. The weights are not indicated for 1-way edges with weight 0 on the outgoing half-edge. Bottom: the associated dibranching mobiles. The weights are not indicated for black-white edges with weight 0 at the black extremity.

and the b -dibranching mobiles. In view of the parameter-correspondence induced by the master bijection Φ (Theorem 3), it is clear that Conditions (i), (ii), (iii) of the $b/(b-1)$ -orientations correspond respectively to Conditions (i), (ii), (iii) of the b -dibranching mobiles. Thus, by Theorem 3, the master bijection Φ induces a bijection between the set of $b/(b-1)$ -oriented plane maps in $\tilde{\mathcal{O}}$ and the set of b -dibranching mobiles of excess $-2b$. Moreover, by Claim 9 the constraint on the excess is redundant. We conclude:

Theorem 10. *For any positive integer b , bipartite plane maps of girth $2b$ and outer degree $2b$ are in bijection with b -dibranching mobiles. Moreover, each inner face of degree $2i$ in the map corresponds to a black vertex of degree $2i$ in the mobile.*

Figure 6 illustrates the bijection on two examples ($b = 2, b = 3$). The cases $b = 1$ and its relation with [23] is examined in more details in Section 7.

4.2. General case. We now treat the case of general (not necessarily bipartite) maps. In this subsection, d is a fixed positive integer.

Definition 11. *Let M be a plane map of outer degree d having no face of degree less than d . A $d/(d-2)$ -orientation of M is an admissible \mathbb{Z} -biorientation such that every outgoing half-edge has weight $0, -1$ or -2 and*

- (i) *each inner edge has weight $d - 2$,*
- (ii) *each inner vertex has weight d ,*
- (iii) *each inner face f has degree and weight satisfying $\deg(f) + w(f) = d$.*

Figure 6 shows some $d/(d-2)$ -orientations for $d = 3$ and $d = 5$. The cases $d = 1$ and $d = 2$ are represented in Figures 12 and 10 respectively. Definition 11 of $d/(d-2)$ -orientations actually generalizes the one given in [9] for d -angulations. Note that $d/(d-2)$ -orientations of d -angulations are in fact \mathbb{N} -biorientations since Condition (iii) implies that the weight of every outgoing half-edge is 0.

Theorem 12. *Let M be a plane map of outer degree d having no face of degree less than d . Then, M admits a $d/(d-2)$ -orientation if and only if M has girth d . In this case, there exists a unique suitable $d/(d-2)$ -orientation of M .*

Remark 13. If $d = 2b$ and M is a bipartite plane map of outer degree d and girth d , then the unique suitable $d/(d-2)$ -orientation of M is obtained from its suitable $b/(b-1)$ -orientation by doubling the weight of every inner half-edge (since the \mathbb{Z} -biorientation obtained in this way is clearly a suitable $d/(d-2)$ -orientation).

The proof of Theorem 12 is delayed to Section 8. We now define the class of mobiles that we will show to be in bijection with \mathcal{C}_d .

Definition 14. *For a positive integer d , a d -branching mobile is a \mathbb{Z} -mobile such that half-edges incident to black vertices have weight $0, -1$ or -2 and*

- (i) *each edge has weight $d - 2$,*
- (ii) *each white vertex has weight d ,*
- (iii) *each black vertex v has degree and weight satisfying $\deg(v) + w(v) = d$.*

The possible edges of a d -branching mobile are represented for different values of d in Figure 7. The following claim can be proved by an argument similar to the one used in Claim 9.

Claim 15. *Any d -branching mobile has excess $-d$.*

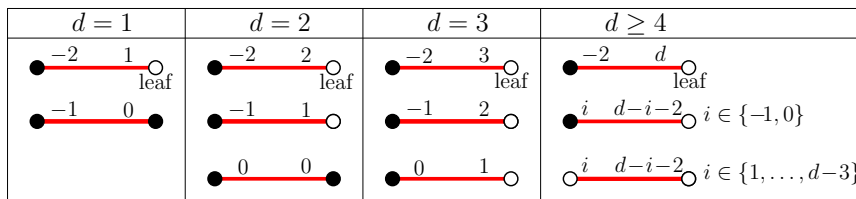


FIGURE 7. The possible edges of d -branching mobiles. The white leaves are indicated.

By Theorem 12, the class \mathcal{C}_d of maps can be identified with the subset of $d/(d-2)$ -oriented plane maps in $\tilde{\mathcal{O}}$. Moreover, as in the bipartite case, it is easy to see from Theorem 3 that the master bijection Φ induces a bijection between the set of $d/(d-2)$ -oriented plane maps in $\tilde{\mathcal{O}}$ and the set of d -branching mobiles. We conclude:

Theorem 16. *For any positive integer d , plane maps of girth d and outer degree d are in bijection with d -branching mobiles. Moreover, each inner face of degree i in the map corresponds to a black vertex of degree i in the mobile.*

Figure 8 illustrates the bijection on two examples ($d = 3$, $d = 5$). The bijection of Theorem 16 is actually a generalization of the bijection given in [9] for d -angulations of girth $d \geq 3$ (for d -angulations there is no negative weights). The cases $d = 1$ and $d = 2$ of Theorem 16 are examined in more details in Section 7, in particular the relation between our bijection in the case $d = 1$ and the bijection described by Bouttier, Di Francesco and Guitter in [11] (we also show a link with another bijection described by the same authors in [12]).

Remark 17. For $d = 2b$ it is clear from Remark 13 that the bijection of Theorem 10 is equal to the specialization of the bijection of Theorem 16 to bipartite maps, except that the weights of the mobiles have to be divided by two.

5. BIJECTIONS FOR MAPS WITH TWO ROOT-FACES

In this section we describe bijections for annular maps. An annular map is of type (p, q) if the outer and inner root-faces have degrees p and q respectively. We denote by $\mathcal{A}_d^{(p,q)}$ the class of annular maps of type (p, q) with non-separating girth at least d and separating girth p (in particular $\mathcal{A}_d^{(p,q)} = \emptyset$ unless $q \geq p$). In the following we obtain a bijection between $\mathcal{A}_d^{(p,q)}$ and a class of mobiles. Our strategy parallels the one of the previous section, and we start again with the bipartite case which is simpler. In Section 6.2 we will show that counting results for the classes $\mathcal{A}_d^{(p,q)}$ can be used to enumerate also the annular maps with separating girth smaller than the outer degree.

5.1. Bipartite case. In this subsection we fix positive integers b, r, s with $r \leq s$. We start with the definition of the \mathbb{Z} -biorientations that characterize the bipartite maps in $\mathcal{A}_{2b}^{(2r, 2s)}$.

Definition 18. *Let M be a bipartite annular map of type $(2r, 2s)$ having no face of degree less than $2b$. A $b/(b-1)$ -orientation of M is an admissible \mathbb{Z} -biorientation such that every outgoing half-edge has weight 0 or -1 and*

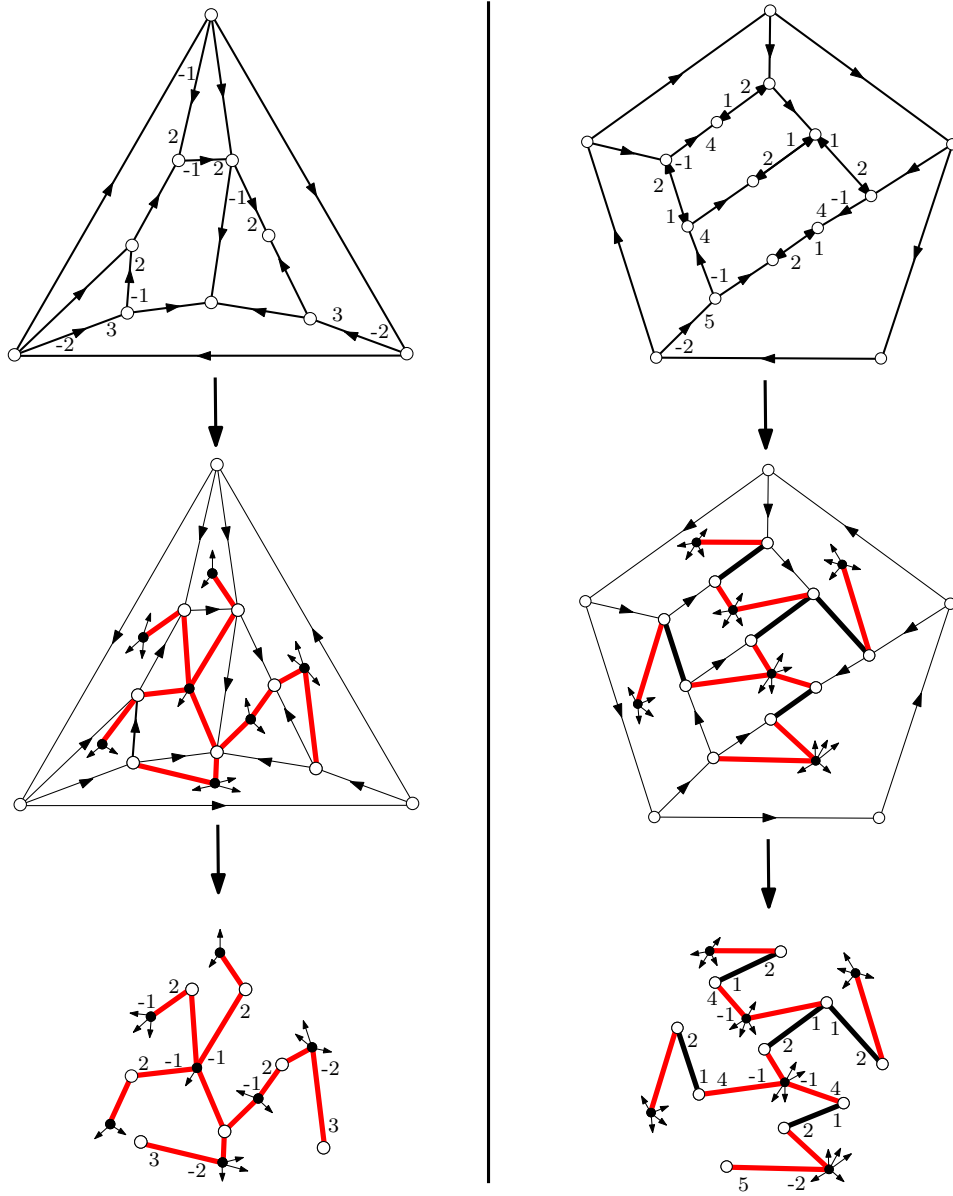


FIGURE 8. The bijection applied to maps in \mathcal{C}_d ($d = 3$ on the left and $d = 5$ on the right). Top: a plane map of girth d and outer degree d endowed with its suitable $d/(d-2)$ -orientation. The weights are not indicated for 1-way edges with weight 0 on the outgoing half-edge. Bottom: the associated mobile. The weights are not indicated for black-white edges with weight 0 at the black extremity.

- (i) each inner edge has weight $b - 1$,
- (ii) each inner vertex has weight b ,
- (iii) each non-root face f has degree and weight satisfying $\deg(f)/2 + w(f) = b$,
- (iv) the inner root-face has degree $2s$ and weight $r - s$.

Figure 9 (top left) shows a $b/(b-1)$ -orientation for $b = 2$. Note that when $r = b$ (outer root-face of degree $2b$) every inner face (including the inner root-face) satisfies $\deg(f)/2 + w(f) = b$, in which case we recover the definition of $b/(b-1)$ -orientations for plane bipartite maps of outer degree $2b$, as given in Section 4.

Theorem 19. *Let M be an annular bipartite map of type $(2r, 2s)$. Then M admits a $b/(b-1)$ -orientation if and only if M is in $\mathcal{A}_{2b}^{(2r, 2s)}$. In this case, there exists a unique suitable $b/(b-1)$ -orientation of M .*

The proof of Theorem 19 (which extends Theorem 7, corresponding to the case $r = b$) is delayed to Section 8. We now define the class of \mathbb{Z} -mobiles that we will show to be in bijection with bipartite maps in $\mathcal{A}_{2b}^{(2r, 2s)}$.

Definition 20. *A b -dibranching mobile of type $(2r, 2s)$ is a \mathbb{Z} -mobile with a marked black vertex called special vertex such that half-edges incident to black vertices have weight 0 or -1 and*

- (i) each edge has weight $b - 1$,
- (ii) each white vertex has weight b ,
- (iii) each non-special black vertex v has degree and weight satisfying $\deg(v)/2 + w(v) = b$; equivalently a non-special black vertex of degree $2i$ is adjacent to $i - b$ white leaves.
- (iv) the special vertex v_0 has degree $2s$ and weight $r - s$; equivalently v_0 has degree $2s$ and is adjacent to $s - r$ white leaves.

A 2-dibranching mobile of type $(6, 8)$ is represented in Figure 9 (bottom left). As a straightforward extension of Claim 9 we obtain:

Claim 21. *Any b -dibranching mobile of type $(2r, 2s)$ has excess $-2r$.*

Theorem 19 ensures that the set of annular bipartite maps in $\mathcal{A}_{2b}^{(2r, 2s)}$ can be identified with the subset of $b/(b-1)$ -oriented annular maps of type $(2r, 2s)$ in $\tilde{\mathcal{O}}$. Thus, it remains to show that the master bijection induces a bijection between this subset and the set of b -dibranching mobiles of type $(2r, 2s)$. In view of the parameter-correspondence of the master bijection Φ (Theorem 3), it is clear that Conditions (i), (ii), (iii), (iv) of the $b/(b-1)$ -orientations correspond respectively to Conditions (i), (ii), (iii), (iv) of the b -dibranching mobiles. Thus, by Theorem 3, the master bijection Φ induces a bijection between the set of $b/(b-1)$ -oriented annular maps of type $(2r, 2s)$ in $\tilde{\mathcal{O}}$ and the set of b -dibranching mobiles of type $(2r, 2s)$ and excess $-2r$. Moreover, by Claim 21 the constraint on the excess is redundant. We conclude:

Theorem 22. *Bipartite annular maps in $\mathcal{A}_{2b}^{(2r, 2s)}$ are in bijection with b -dibranching mobiles of type $(2r, 2s)$. Moreover, each non-root face of degree $2i$ in the map corresponds to a non-special black vertex of degree $2i$ in the mobile.*

Theorem 22 is illustrated in Figure 9 (left). Observe that the case $b = r$ in Theorem 22 corresponds to the bijection of Theorem 10 where an inner face is marked.

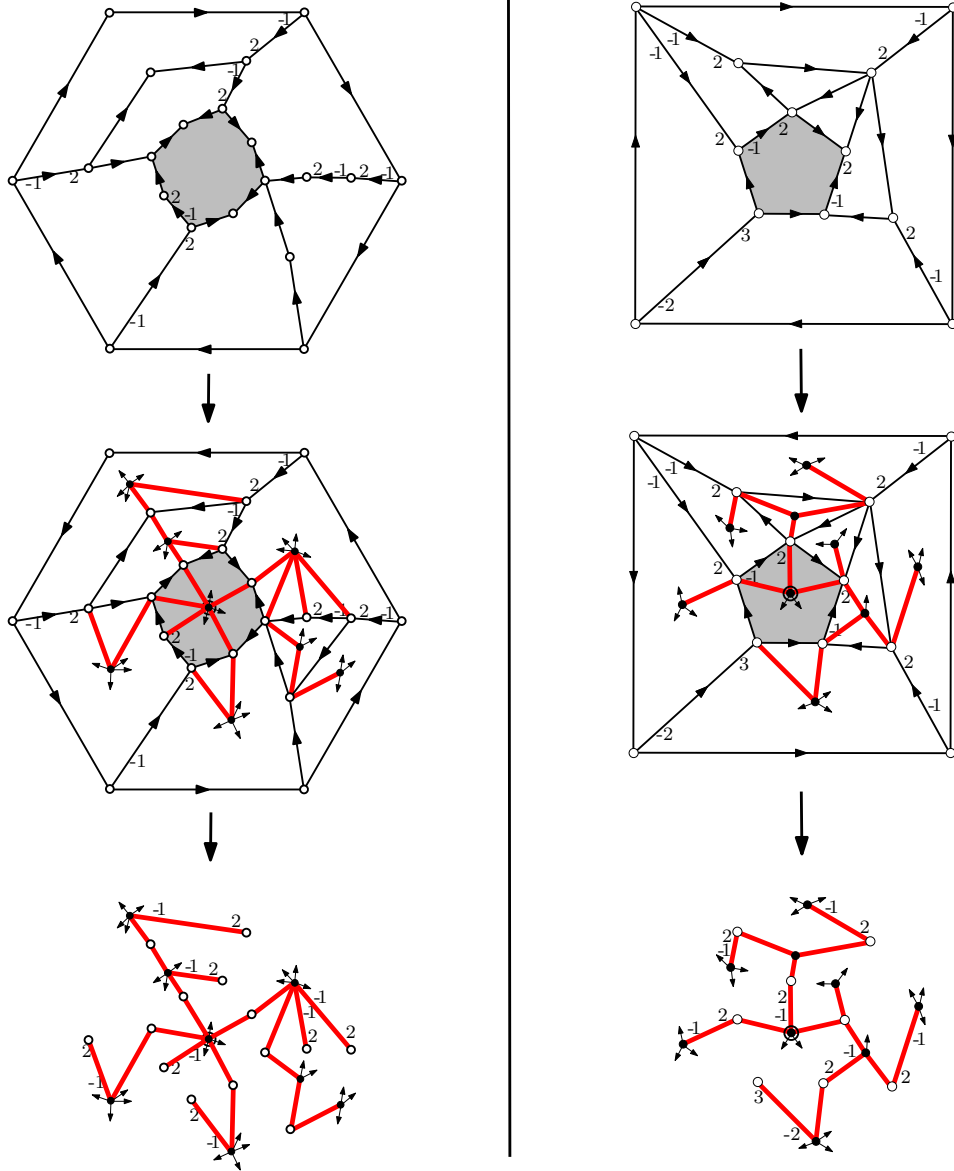


FIGURE 9. Bijection for annular maps. Left: a bipartite annular map in $\mathcal{A}_{2b}^{(2r,2s)}$ with $\{b = 2, r = 3, s = 4\}$ endowed with its suitable $b/(b-1)$ -orientation, and the associated b -dibranching mobile of type $(2r, 2s)$; to be compared with the left part of Figure 6 ($b = 2$, one root-face). Right: annular map in $\mathcal{A}_d^{(p,q)}$ with $\{d = 3, p = 4, q = 5\}$ endowed with its suitable $d/(d-2)$ -orientation, and the associated d -branching mobile of type (p, q) ; to be compared with the left part of Figure 8 ($d = 3$, one root-face). For the suitable orientations the weights are not indicated for 1-way edges with weight 0 on the outgoing half-edge; for the mobiles, the weights are not indicated for black-white edges with weight 0 at the black extremity.

5.2. General case. We now treat the case of general (not necessarily bipartite) maps. In this subsection we fix positive integers d, p, q with $p \leq q$.

Definition 23. *Let M be an annular map of type (p, q) having no face of degree less than d . A $d/(d-2)$ -orientation of M is an admissible \mathbb{Z} -biorientation such that every outgoing half-edge has weight $0, -1$ or -2 and*

- (i) *each inner edge has weight $d - 2$,*
- (ii) *each inner vertex has weight d ,*
- (iii) *each non-root face f has degree and weight satisfying $\deg(f) + w(f) = d$,*
- (iv) *the inner root-face has degree q and weight $p - q$.*

Figure 9 (top right) shows a $d/(d-2)$ -orientation for $d = 3$. Note that when $p = d$ every inner face satisfies $\deg(f) + w(f) = d$, in which case we recover the definition of $d/(d-2)$ -orientations for plane maps of outer degree d , as given in Section 4.

Theorem 24. *Let M be an annular map of type (p, q) having no face of degree less than d . Then, M admits a $d/(d-2)$ -orientation if and only if M is in $\mathcal{A}_d^{(p,q)}$. In this case, there exists a unique suitable $d/(d-2)$ -orientation of M .*

Remark 25. If $d = 2b$ and M is a bipartite annular map in $\mathcal{A}_d^{(p,q)}$, then the unique suitable $d/(d-2)$ -orientation of M is obtained from its suitable $b/(b-1)$ -orientation by doubling the weight of every inner half-edge.

The proof of Theorem 24 is delayed to Section 8.

Definition 26. *A d -branching mobile of type (p, q) is a \mathbb{Z} -mobile with a marked black vertex called special vertex such that half-edges incident to black vertices have weight $0, -1$ or -2 and*

- (i) *each edge has weight $d - 2$,*
- (ii) *each white vertex has weight d ,*
- (iii) *each non-special black vertex v has degree and weight satisfying $\deg(v) + w(v) = d$,*
- (iv) *the special vertex has degree q and weight $p - q$.*

The proof of the following claim is similar to the one used for Claim 9.

Claim 27. *Any d -branching mobile of type (p, q) has excess $-p$.*

By Theorem 24, the class $\mathcal{A}_d^{(p,q)}$ of annular maps can be identified with the set of $d/(d-2)$ -oriented annular maps of type (p, q) in $\tilde{\mathcal{O}}$. Moreover, as in the bipartite case, it is easy to see that the master bijection Φ induces a bijection between this subset of $\tilde{\mathcal{O}}$ and the set of d -branching mobiles of type (p, q) . We conclude:

Theorem 28. *Annular maps in $\mathcal{A}_d^{(p,q)}$ are in bijection with d -branching mobiles of type (p, q) . Moreover, each non-root face of degree i in the map corresponds to a non-special black vertex of degree i in the mobile.*

Theorem 28 is illustrated in Figure 9 (right). The case $d = p$ in Theorem 28 corresponds to the bijection of Theorem 16 where an inner face is marked.

Remark 29. For $d = 2b$ it is clear from Remark 25 that the bijection of Theorem 22 is equal to the specialization of the bijection of Theorem 28, except that the weights of the mobiles have to be divided by two.

6. COUNTING RESULTS

6.1. Counting maps with one root-face. In this subsection we give, for each positive integer d , a system of equations specifying the generating function F_d of rooted maps of girth d and outer degree d counted according to the number of inner face of each degree.

We first set some notation. For any integers p, q we denote by $[p..q]$ the set of integers $\{k \in \mathbb{Z}, p \leq k \leq q\}$. If $G(x)$ is a (Laurent) formal power series in x , we denote by $[x^k]G(x)$, the coefficient of x^k in $G(x)$. For each non-negative integer j we define the polynomial h_j in the variables w_1, w_2, \dots by:

$$(1) \quad h_j(w_1, w_2, \dots) := [t^j] \frac{1}{1 - \sum_{i>0} t^i w_i} = \sum_{r \geq 0} \sum_{\substack{i_1, \dots, i_r > 0 \\ i_1 + \dots + i_r = j}} w_{i_1} \cdots w_{i_r}.$$

In other words, h_j is the (polynomial) generating function of integer compositions of j where the variable w_i marks the number of parts of size i . Note that $h_0 = 1$.

Let d be a positive integer. By Theorem 10 and Claim 4, counting rooted plane maps of girth d and outer degree d reduces to counting d -branching mobiles rooted at an exposed bud. To carry out the latter task we simply write the generating function equation corresponding to the recursive decomposition of trees. We call *planted d -branching mobile* a mobile with a dangling half-edge that can be obtained as one of the two connected components after cutting a d -branching mobile M at the middle of an edge. The weight of the dangling half-edge h is called the *root-weight*, and the vertex incident to h is called the *root-vertex*. Recall that the half-edges of a d -branching mobiles have weight in $[-2..d]$. For j in $[-2..d]$, we denote by \mathcal{W}_j the family of planted d -branching mobiles of root-weight $d - 2 - j$. We denote by $W_j \equiv W_j(x_d, x_{d+1}, x_{d+2}, \dots)$ the generating function of \mathcal{W}_j , where for $k \geq d$ the variable x_k marks the black vertices of degree k . We now consider the recursive decomposition of planted mobiles and obtain equations characterizing the series W_j .

Let j be in $[-2..d-3]$, and let T be a planted mobile in \mathcal{W}_j . Since $d - 2 - j > 0$, the root-vertex v of T is white. Let e_1, \dots, e_r be the edges incident to v . For all $i = 1 \dots r$, let T_i be the planted mobile obtained by cutting the edge e_i in the middle (T_i is the subtree not containing v), and let $\alpha(i) > 0$ be the weight of the half-edge of e_i incident to v (so that T_i is in $\mathcal{W}_{\alpha(i)}$). Since the white vertex v has weight d , one gets the constraint $\sum_i \alpha(i) = j + 2$. Conversely any sequence of planted mobiles T_1, \dots, T_r in $\mathcal{W}_{\alpha(1)}, \dots, \mathcal{W}_{\alpha(r)}$ such that $\alpha(i) > 0$ and $\sum_i \alpha(i) = j + 2$ gives a planted mobile in \mathcal{W}_j . Thus for all j in $[-2..d-3]$,

$$W_j = \sum_{r > 0} \sum_{\substack{i_1, \dots, i_r > 0 \\ i_1 + \dots + i_r = j + 2}} W_{i_1} \cdots W_{i_r} = h_{j+2}(W_1, \dots, W_{d-1}).$$

Note that the special case $W_{-2} = 1$ is consistent with our convention $h_0 = 1$. Observe also that $W_{-1} = h_1(W_1) = W_1$ whenever $d > 1$.

Let j be in $[d-2..d]$, let T be a planted mobile in \mathcal{W}_j , and let v be its root-vertex, which is black. If v has degree i , then there is a sequence of $i - 1$ buds and non-dangling half-edges incident to v . Each non-dangling half-edge h has weight $\alpha \in \{0, -1, -2\}$, and cutting the edge containing h gives a planted mobile in \mathcal{W}_α . Lastly, Condition (iii) of d -branching mobiles implies that the sum of weights of non-dangling half-edges is $d - \deg(v) - (d - 2 - j) = j + 2 - i$. Thus for all j in

$[d - 2 .. d]$,

$$W_j = [u^{j+2}] \sum_{i \geq d} x_i u^i (1 + W_0 + u^{-1}W_{-1} + u^{-2})^{i-1},$$

where the summands 1 , W_0 , $u^{-1}W_{-1}$ and $u^{-2} = u^{-2}W_{-2}$ in the parenthesis correspond respectively to the buds and non-dangling half-edges of weight 0 , -1 , -2 incident to v . We summarize:

Theorem 30. *Let d be a positive integer, and let $F_d \equiv F_d(x_d, x_{d+1}, x_{d+2}, \dots)$ be the generating function of rooted maps of girth d with outer degree d , where each variable x_i counts the number of inner faces of degree i . Then,*

$$(2) \quad F_d = W_{d-2} - \sum_{j=-2}^{d-3} W_j W_{d-2-j},$$

where $W_{-2} = 1, W_{-1}, W_0, \dots, W_d$ are the unique formal power series satisfying:

$$(3) \quad \begin{cases} W_j = h_{j+2}(W_1, \dots, W_{d-1}) & \text{for all } j \text{ in } [-2 .. d-3], \\ W_j = [u^{j+2}] \sum_{i \geq d} x_i u^i (1 + W_0 + u^{-1}W_{-1} + u^{-2})^{i-1} & \text{for all } j \text{ in } [d-2 .. d], \end{cases}$$

where the polynomials h_j are defined by (1). In particular, for any finite set $\Delta \subset \{d, d+1, d+2, \dots\}$, the specialization of F_d obtained by setting $x_i = 0$ for all i not in Δ is algebraic (over the field of rational function in $x_i, i \in \Delta$).

For $d = 1$, Theorem 30 gives exactly the system of equations obtained by Bouttier, Di Francesco and Guitter in [11]. Observe that for any integer $d \geq 2$ the series W_{-1} and W_1 are equal, so the number of unknown series is $d + 1$ in these cases. Moreover for $d \geq 1$ the series W_d is not needed to define the other series W_0, W_1, \dots, W_{d-1} . Lastly, under the specialization $\{x_d = x, x_i = 0 \forall i > d\}$ one gets $W_{d-1} = W_d = 0$ and $W_{d-2} = x(1 + W_0)^{d-1}$; in this case we recover the system of equations given in [9] for the generating function of rooted d -angulations of girth d .

Proof. The fact that the solution of the system (3) is unique is clear. Indeed, it is easy to see that the series W_{-1}, W_0, \dots, W_d have no constant terms, and from this it follows that the coefficients of these series are uniquely determined by induction on the total degree.

We now prove (2). By Theorem 16 and Claim 4 (first assertion) the series F_d is equal to the generating function of d -branching mobiles with a marked exposed bud (where x_k marks the black vertices of degree k). Moreover by the second assertion of Claim 4, F_d is equal to the difference between the generating function B_d of d -branching mobiles with a marked bud, and the generating function H_d of d -branching mobiles with a marked half-edge incident to a white vertex. Lastly, $B_d = W_{d-2}$ because d -branching mobiles with a marked bud identify with planted mobiles in \mathcal{W}_{d-2} , and $H_d = \sum_{j=-2}^{d-3} W_j W_{d-2-j}$ because d -branching mobiles with a marked half-edge incident to a white vertex are in bijection (by cutting the edge) with ordered pairs (T, T') of planted d -branching mobiles in $\mathcal{W}_j \times \mathcal{W}_{d-2-j}$ for some j in $[-2 .. d-3]$. \square

We now explore the simplifications occurring in the bipartite case.

Theorem 31. *Let $b \geq 1$, and let $E_b \equiv F_{2b}(x_{2b}, 0, x_{2b+2}, 0, x_{2b+4}, \dots)$ be the generating function of rooted bipartite maps of girth $2b$ with outer degree $2b$, where each variable x_{2i} marks the number of inner faces of degree $2i$. Then,*

$$(4) \quad E_b = V_{b-1} - \sum_{j=-1}^{b-2} V_j V_{b-j-1},$$

where $V_{-1} = 1, V_0, \dots, V_b$ are the unique formal power series satisfying:

$$(5) \quad \begin{cases} V_j = h_{j+1}(V_1, \dots, V_{b-1}) & \text{for all } j \text{ in } [-1 .. b-2], \\ V_j = \sum_{i \geq b} x_{2i} \binom{2i-1}{i-j-1} (1+V_0)^{i+j} & \text{for all } j \text{ in } \{b-1, b\}. \end{cases}$$

Theorem 31 can be obtained by a direct counting of b -dibranching mobiles (which are a bit simpler than d -branching mobiles). However in the proof below we derive Theorem 31 as a consequence of Theorem 30.

Proof. Equations (4) and (5) are obtained respectively from (2) and (3) simply by setting for all integer i , $x_{2i+1} = 0$, $W_{2i} = V_i$, $W_{2i+1} = 0$. Hence we only need to prove that the series W_i defined by (2) satisfy for all i , $W_{2i+1}(x_{2b}, 0, x_{2b+2}, 0, \dots) = 0$. This property holds because one can show that *every monomial in the series $W_{2i+1}(x_{2b}, x_{2b+1}, x_{2b+2}, \dots)$, $i \in \mathbb{Z}$ contains at least one variable x_r with r odd*, by a simple induction on the total degree of these monomials. \square

6.2. Counting maps with two root-faces. In this subsection we count rooted annular maps according to the face degrees and according to the two girth parameters. For positive integers d, e, p, q , we denote by $\mathcal{A}_{d,e}^{(p,q)}$ the class of annular maps of type (p, q) having non-separating girth at least d and separating girth at least e . Recall that an annular map is *rooted* if a corner is marked in each of the root-faces. We denote by $G_{d,e}^{(p,q)} \equiv G_{d,e}^{(p,q)}(x_d, x_{d+1}, \dots)$ and $G_d^{(p,q)} \equiv G_d^{(p,q)}(x_d, x_{d+1}, \dots)$ respectively the generating function of rooted annular maps from $\mathcal{A}_{d,e}^{(p,q)}$ and $\mathcal{A}_d^{(p,q)} \equiv \mathcal{A}_{d,p}^{(p,q)}$, where x_k marks the number of non-root faces of degree k .

By Theorem 28 (and the definition of the master bijection Φ) it is easy to see that annular maps from $\mathcal{A}_d^{(p,q)}$ with a marked corner in the inner root-face are in bijection with the d -branching mobiles of type (p, q) with a marked corner at the special vertex. Hence rooted annular maps from $\mathcal{A}_d^{(p,q)}$ are in p -to-1 correspondence with the d -branching mobiles of type (p, q) with a marked corner at the special vertex. Let M be such a mobile and let v_0 be the special vertex. The black vertex v_0 has degree q , is incident to some buds and to some half-edges. Each non-bud half-edge h has weight $\alpha \in \{0, -1, -2\}$, and cutting the edge containing h gives a planted mobile in \mathcal{W}_α . Moreover the total weight of these half-edges is $p - q$. This gives

$$(6) \quad G_d^{(p,q)} = p \cdot [u^{p-q}](1 + W_0 + u^{-1}W_{-1} + u^{-2}W_{-2})^q,$$

where the summands $1, W_0, u^{-1}W_{-1}$ and $u^{-2}W_{-2}$ in the parenthesis correspond respectively to the buds and to the half-edges of weight $0, -1, -2$ incident to v_0 . We now give an expression for $G_{d,e}^{(p,q)}$.

Theorem 32. *For any positive integers d, e, p, q , the series $G_{d,e}^{(p,q)} = G_{d,e}^{(p,q)}(x_d, x_{d+1}, \dots)$ counting rooted annular maps of type (p, q) with non-separating girth at least d and*

separating girth at least e (where x_k marks the number of non-root faces of degree k) is

$$(7) \quad G_{d,e}^{(p,q)} = \sum_{i=0}^{p-e} \sum_{j=0}^{q-e} \mathbf{1}_{i+j \equiv p+q \pmod{2}} \frac{2\beta(p,i,e)\beta(q,j,e)}{p+q-i-j} (1+W_0)^{(p+q-i-j)/2} W_{-1}^{i+j},$$

where the formal power series W_{-1}, W_0, \dots, W_d are specified by (3), and where

$$\beta(p,i,e) := \frac{p!}{i! \lfloor \frac{p-i-e}{2} \rfloor! \lfloor \frac{p-i+e-1}{2} \rfloor!}.$$

Proof. For $a \leq \min(p, q)$, we denote by $\tilde{\mathcal{A}}_{d,a}^{(p,q)}$ the class of annular maps of type (p, q) having non-separating girth at least d , and separating girth *exactly* a . Let $\tilde{G}_{d,a}^{(p,q)} \equiv \tilde{G}_{d,a}^{(p,q)}(x_d, x_{d+1}, \dots)$ be the generating function counting rooted annular maps from $\tilde{\mathcal{A}}_{d,a}^{(p,q)}$. Clearly, $\mathcal{A}_{d,e}^{(p,q)} = \uplus_{a=e}^{\min(p,q)} \tilde{\mathcal{A}}_{d,a}^{(p,q)}$, so that $G_{d,e}^{(p,q)} = \sum_{a=e}^{\min(p,q)} \tilde{G}_{d,a}^{(p,q)}$.

For $p \leq q$ we denote by $\hat{\mathcal{A}}_d^{(p,q)}$ the subfamily of $\mathcal{A}_d^{(p,q)}$ where the unique separating cycle of length p is the contour of the outer face, and we denote by $\hat{G}_d^{(p,q)} \equiv \hat{G}_d^{(p,q)}(x_d, x_{d+1}, \dots)$ the generating function counting rooted annular maps from $\hat{\mathcal{A}}_d^{(p,q)}$. Let M be a rooted annular map from $\mathcal{A}_d^{(p,q)}$. It is easy to see that there exist a unique *innermost* cycle C of length p enclosing the inner root-face (i.e., any other cycle of length p enclosing the inner root-face also encloses C). The cycle C is simple, and after distinguishing one of the p vertices on C , one can identify the part of M outside and inside C as rooted annular map M_1 and M_2 from $\mathcal{A}_d^{(p,p)}$ and $\hat{\mathcal{A}}_d^{(p,q)}$ respectively (the marked vertex of C gives the marked corners of the inner root-face of M_1 and the outer root-face of M_2). This decomposition of M is a bijection yielding $p G_d^{(p,q)} = G_d^{(p,p)} \cdot \hat{G}_d^{(p,q)}$, or equivalently,

$$\hat{G}_d^{(p,q)} = p \frac{G_d^{(p,q)}}{G_d^{(p,p)}}.$$

Now, given a rooted annular map M from $\tilde{\mathcal{A}}_{d,a}^{(p,q)}$ with root-faces f_1 and f_2 , we consider the outermost and innermost cycles C_1 and C_2 of length a separating f_1 from f_2 . By distinguishing some vertices v_1 and v_2 from C_1 and C_2 and cutting M along C_1 and C_2 one obtains three rooted annular maps respectively from $\hat{\mathcal{A}}_d^{(a,p)}$, $\mathcal{A}_d^{(a,a)}$, and $\hat{\mathcal{A}}_d^{(a,q)}$ (one places the root at v_1 in the face enclosed by C_1 , and at v_2 in the face enclosed by C_2). This decomposition yields

$$a^2 \tilde{G}_{d,a}^{(p,q)} = \hat{G}_d^{(a,p)} G_d^{(a,a)} \hat{G}_d^{(a,q)} = a^2 \frac{G_d^{(a,p)} G_d^{(a,q)}}{G_d^{(a,a)}}.$$

By (6),

$$G_d^{(a,p)} = a \sum_{i=0}^{p-a} \gamma(p, i, a) (1+W_0)^{(p+a-i)/2} W_{-1}^i$$

where $\gamma(p, i, a) = \mathbf{1}_{p-i \equiv a \pmod{2}} \frac{p!}{i! \binom{p-i-a}{2}! \binom{p-i+a}{2}!}$. Hence, for $a \leq \min(p, q)$,

$$\tilde{G}_{d,a}^{(p,q)} = \sum_{i=0}^{p-a} \sum_{j=0}^{q-a} a \gamma(p, i, a) \gamma(q, j, a) (1 + W_0)^{(p+q-i-j)/2} W_{-1}^{i+j}.$$

To conclude we have

$$G_{d,e}^{(p,q)} = \sum_{i=0}^{p-e} \sum_{j=0}^{q-e} \sum_{a=e}^{\min(p-i, q-j)} a \gamma(p, i, a) \gamma(q, j, a) (1 + W_0)^{(p+q-i-j)/2} W_{-1}^{i+j}.$$

Moreover, the identity

$$\sum_{a=e}^{\min(p-i, q-j)} a \gamma(p, i, a) \gamma(q, j, a) = \mathbf{1}_{i+j \equiv p+q \pmod{2}} \cdot \frac{2\beta(p, i, e)\beta(q, j, e)}{p+q-i-j}$$

can be obtained by a simple induction on e , decreasing from the base case $e = \min(p-i, q-j)$. Indeed, if $e \equiv p-i \equiv q-j \pmod{2}$, one has

$$\frac{2}{p+q-i-j} (\beta(p, i, e)\beta(q, j, e) - \beta(p, i, e+1)\beta(q, j, e+1)) = e \gamma(p, i, e) \gamma(q, j, e),$$

and $\beta(p, i, e-1) = \beta(p, i, e)$, $\beta(q, j, e-1) = \beta(q, j, e)$. \square

As a corollary we obtain the following universal asymptotic behavior for the number of n -faces rooted maps with restrictions on the girth and face-degrees (as mentioned in the introduction, a result of a similar flavor was established by Bender and Canfield for bipartite maps [2], with no control on the girth):

Corollary 33. *For any non-empty finite set $\Delta \subset \{d, d+1, d+2, \dots\}$, the specialization of $G_{d,e}^{(p,q)}$ obtained by setting $x_i = 0$ for all i not in Δ is algebraic (over the field of rational function in $x_i, i \in \Delta$). Moreover, there exist computable constants κ, γ depending on d and Δ such that if Δ contains at least one even integer (resp. Δ contains only odd integers) the number $c_{d,\Delta}(n)$ of rooted plane maps of girth at least d with n faces (resp. $2n$ faces), all of them having degrees in Δ , is asymptotically equivalent to $\kappa n^{-5/2} \gamma^n$.*

Proof. The algebraicity of the series $W_{-2} \dots W_d$ is obvious from the system (3), hence $G_{d,e}^{(p,q)}$ is algebraic (as soon as Δ is finite).

We now consider the specialization of the series $W_{-2} \dots W_d$ and $G_{d,e}^{(p,q)}$ obtained by replacing all the variable $x_i, i \in \Delta$ by t (and setting the other variables x_i to 0). We suppose first that Δ contains at least one even integer. Given the form of the system (3), the Drmota-Lalley-Wood theorem (see [17, VII.6]) implies that the series $W_i, i \in [-1..d-1]$ all have the same ‘‘square-root type’’ singularity at their unique dominant singularity γ . Therefore, the same applies to $G_{d,e}^{(p,q)}$, implying $[t^n]G_{d,e}^{(p,q)} \sim \alpha n^{-3/2} \gamma^n$ for some computable constants α, γ (depending on p, q, d, e, Δ). Observe that $\frac{1}{q}[t^n]G_{d,d}^{(p,q)}$ counts rooted plane maps with girth at least d with a root-face of degree p , a marked inner face of degree q , and n additional inner faces having degree in Δ . Therefore,

$$(n+1) c_{d,\Delta}(n+2) = \sum_{p,q \in \Delta} \frac{1}{q} [t^n] G_{d,d}^{(p,q)}.$$

This gives the claimed asymptotic form of $c_{d,\Delta}(n)$ when Δ contains an even integer.

If Δ contains only odd integers, one has to deal with the *periodicity* of the series $W_i, i \in [-1..d-1]$ (one can easily check that $[t^i]W_j = 0$ unless $i \equiv j \pmod{2}$), and $[t^n]G_{d,e}^{(p,q)} = 0$ unless $n \equiv p+q \pmod{2}$). However, up to using a variable $z = t^2$, one can still use the Drmota-Lalley-Wood theorem to prove the asymptotic form $[t^{2n}]G_{d,e}^{(p,q)} \sim \alpha n^{-3/2} \gamma^n$ for $p, q \in \Delta$, from which the stated result follows. \square

As in Section 6.1, the generating functions have a simpler expression in the bipartite case:

Theorem 34. *For b, c, r, s positive integers, let $B_{b,c}^{(r,s)} \equiv G_{2b,2c}^{(2r,2s)}(x_{2b}, 0, x_{2b+2}, 0, \dots)$ be the generating function of rooted annular bipartite maps from $\mathcal{A}_{2b,2c}^{(2r,2s)}$, where each variable x_{2i} marks the number of inner faces of degree $2i$. Then,*

$$(8) \quad B_{b,c}^{(r,s)} = \frac{4rs}{r+s} \binom{2r-1}{r-c} \binom{2s-1}{s-c} (1+V_0)^{r+s},$$

where V_0, \dots, V_b are given by (5).

Proof. Again the expression can either be obtained by a direct counting of b -dibranching mobiles (which are a bit simpler than d -branching mobiles), or just by specializing the expression in Theorem 32. As we have seen in the proof of Theorem 31, when $x_{2i+1} = 0$ for all integer i , then $W_r = 0$ for all odd $r \in [-1..d]$ and the series $V_i := W_{2i}$ satisfy (5). Since $W_{-1} = 0$, there remains only the initial term ($i = 0$ and $j = 0$) in the expression (7) of $G_{2b,2c}^{(2r,2s)}(x_{2b}, 0, x_{2b+2}, 0, x_{2b+4}, \dots)$, which gives (8). \square

6.3. Exact formula for simple bipartite maps. In this subsection, we obtain a closed formula for the number of rooted simple bipartite maps from the case $b = 2$ of Proposition 34.

Proposition 35 (simple bipartite maps). *Let $k \geq 2$, and let n_2, n_3, \dots, n_k be non-negative integers not all equal to zero. The number of rooted simple bipartite maps with n_i faces of degree $2i$ for $i = 2 \dots k$ is*

$$(9) \quad 2 \frac{(e+n-3)!}{(e-1)!} \prod_{i=2}^k \frac{1}{n_i!} \binom{2i-1}{i-2}^{n_i},$$

where $n = \sum_i n_i$ is the number of faces, and $e = \sum_i i n_i$ is the number of edges.

Proof. Let $a(n_2, \dots, n_k)$ be the number of rooted simple bipartite maps with n_i faces of degree $2i$ for $i \in [2..k]$. If $\sum_i n_i = 1$ (i.e., the map has a single face), Formula (9) gives the i th Catalan number, which indeed counts rooted plane trees with i edges. We now suppose $n \geq 2$ and consider integers r, s such that $\bar{n}_i := n_i - \mathbf{1}_{i=r} - \mathbf{1}_{i=s}$ is non-negative for all $i \in [2..k]$. Let N be the number of rooted annular maps of type $(2r, 2s)$ with \bar{n}_i non-root faces of degree $2i$ for $i \in [2..k]$. Counting in two different ways rooted annular maps with a third root (a marked corner) placed anywhere, we obtain $2eN = 4rsn_r n_s a(n_2, \dots, n_k)$ if $r \neq s$ and $2eN = 4rsn_r(n_r - 1)a(n_2, \dots, n_k)$ if $r = s$. Thus it remains to prove

$$(10) \quad N = 4rs \frac{(e+n-3)!}{e!} \prod_{i=2}^k \frac{1}{\bar{n}_i!} \binom{2i-1}{i-2}^{n_i}.$$

By Theorem 31, N is the coefficient $[x_2^{\bar{n}_2} \dots x_k^{\bar{n}_k}]$ of the series

$$B_{r,s}^{(2,2)} = \frac{4rs}{r+s} \binom{2r-1}{r-2} \binom{2s-1}{s-2} R^{r+s},$$

where the series R is specified by $R = 1 + \sum_{i \geq 2} x_{2i} \binom{2i-1}{i-2} R^{i+1}$. The Lagrange inversion formula yields

$$(11) \quad [x_2^{\bar{n}_2} \dots x_k^{\bar{n}_k}] R^a = a \frac{(\sum_i (i+1)\bar{n}_i + a - 1)!}{(\sum_i i\bar{n}_i + a)! \bar{n}_2! \dots \bar{n}_k!} \prod_{i=2}^k \binom{2i-1}{i-2}^{\bar{n}_i},$$

which gives (10). \square

Remark 36. With some little efforts, the proof above could be made bijective. Indeed it is not very hard to obtain the expression (11) of the coefficients of R^a bijectively starting from the combinatorial description of the 2-dibranching mobiles.

6.4. Counting loopless maps. In this subsection, we focus on the case $d = 2$ of Theorem 30 and show how to deduce from it the formula given in [28] (where it is obtained by a substitution approach) for the number of rooted loopless maps with n edges. First observe that, up to collapsing the root-face of degree 2 into an edge, rooted maps in \mathcal{C}_2 identify with rooted loopless maps with at least one edge (without constraint on the degree of the root-face). Hence, the multivariate series F_2 counts rooted loopless maps (with at least one edge), where x_i marks the number of faces of degree i . In that case, with the notation $R := 1 + W_0$ and $S := W_{-1} = W_1$ the system (3) can be written as

$$R = 1 + [u^1]X, \quad S = [u^2]X, \quad X = \sum_j x_j (uR + S + u^{-1})^{j-1},$$

and

$$F_2 = R - 1 - S^2 - [u^3]X.$$

Consider the specialization $x_i = t^i$ in F_2 , which gives the series of rooted loopless maps according to the number of half-edges. First, note that

$$B_k := [u^k] \sum_j t^j (uR + S + u^{-1})^j$$

is the series of Motzkin paths ending at height k where down steps, horizontal steps, and up steps have respective weights t , tS , and tR . Such paths ending at height 0 are called *Motzkin bridges*, those ending at 0 and having non-negative height all the way are called *Motzkin excursions*. Let $B := B_0$ be the series of Motzkin bridges and M the series of Motzkin excursions. It is a classical exercise to show:

$$(i) M = 1 + tSM + t^2RM^2, \quad (ii) B = 1 + tSB + 2t^2RMB \quad \text{and} \quad (iii) B_k = B(tRM)^k.$$

In particular, (iii) shows that under the specialization $x_i = t^i$ one gets

$$(iv) R = 1 + t^2BMR, \quad \text{and} \quad (v) S = t^3BM^2R^2.$$

So we have a system of four equations $\{(i), (ii), (iv), (v)\}$ for the unknown series $\{M, B, R, S\}$, and this system has clearly a unique power series solution. With the help of a computer algebra system, one can extract the first coefficients and then guess and check that the solution is $\{M = \alpha, B = \alpha^2, R = \alpha, S = t^3\alpha^6\}$, where the series $\alpha \equiv \alpha(t)$ is specified by $\alpha = 1 + t^2\alpha^4$. Hence, under the specialization $x_i = t^i$, the expression of F_2 becomes $F_2 = \alpha^2(2 - \alpha) - 1$. We summarize:

Proposition 37. *Let c_n be the number of rooted loopless maps with n edges and let $C(t) = \sum_{n \geq 0} c_n t^n$. Then, $C(t) = \alpha^2(2 - \alpha)$, where $\alpha \equiv \alpha(t)$ is the unique formal power series satisfying $\alpha = 1 + t\alpha^4$. Hence, by the Lagrange inversion formula,*

$$(12) \quad c_n = \frac{2(4n+1)!}{(n+1)!(3n+2)!}.$$

Formula (12) was already obtained in [28] using a substitution approach, but no completely bijective proof is known (here we rely on a bijection, but also do a few algebraic manipulations). The sequence $\frac{2(4n+1)!}{(n+1)!(3n+2)!}$ appears recurrently in combinatorics, for instance it also counts rooted simple triangulations with $n+3$ vertices [25, 22], and intervals in the n th Tamari lattice [14, 4].

7. SPECIAL CASES $b = 1$ AND $d = 0, 1, 2$.

In this section, we take a closer look at the bijections given in Section 4 in the particular cases $b = 1$ and $d = 1, 2$. We also explain how to include the case $d = 0$.

7.1. Case $b = 1$ (general bipartite maps) and relation with [23]. The case $b = 1$ of Theorem 10 (illustrated in Figure 10) gives a bijection between the class \mathcal{B} of bipartite plane maps of girth 2 and outer degree 2, and the class of 1-dibranching mobiles. Observe that \mathcal{B} identifies with the class of general bipartite maps with a marked edge (since the girth condition is satisfied by any bipartite map and the root-face of degree 2 can be collapsed into a marked edge). We explain now the relation with the bijection of Schaeffer [23] for *Eulerian maps* (maps with vertices of even degree; these are the dual of bipartite maps) with a marked edge.

First observe from Figure 5 that the weight on the half-edges in 1-dibranching mobiles are redundant and that the white vertices are leaves. Hence the class of 1-dibranching mobiles identifies with the class of (unweighted) bicolored plane trees such that white vertices are leaves, and any black vertex adjacent to ℓ white leaves has degree $2 + 2\ell$. These are exactly the *blossoming trees* defined by Schaeffer in [23] (the white leaves are called “stems” there). Moreover the bijection of Schaeffer coincides with ours via duality: to obtain the map from the tree, the closure operations described respectively in Proposition 5 and in [23] are the same.

The following formula (originally due to Tutte [26]) for the number $b[n_1, \dots, n_k]$ of rooted bipartite maps with n_i faces of degree $2i$ for $1 \leq i \leq k$ can be obtained by counting blossoming trees (i.e., 1-dibranching mobiles) as done by Schaeffer in [23]:

$$b[n_1, \dots, n_k] = 2 \frac{e!}{v!} \prod_{i=1}^k \frac{1}{n_i!} \binom{2i-1}{i-1}^{n_i},$$

where $e = \sum_i i n_i$ and $v = 2 + e - \sum_i n_i$.

7.2. Case $d = 2$ (loopless maps) and relation with [24, Thm. 2.3.4]. The class \mathcal{C}_2 (plane maps of girth 2 and outer degree 2) easily identifies with the class of loopless planar maps with a marked edge (since the root-face of degree 2 can be collapsed into a marked edge). Hence, for $d = 2$, Theorem 16 gives a bijection between edge-marked loopless maps and 2-branching mobiles. Several cases of this bijection are represented in Figure 10.

Observe from Figure 7 that there are only three types of edges in 2-branching mobiles, and that the weights are redundant. Up to forgetting these weights, the 2-branching mobiles are the bicolored plane trees such that there is no white-white

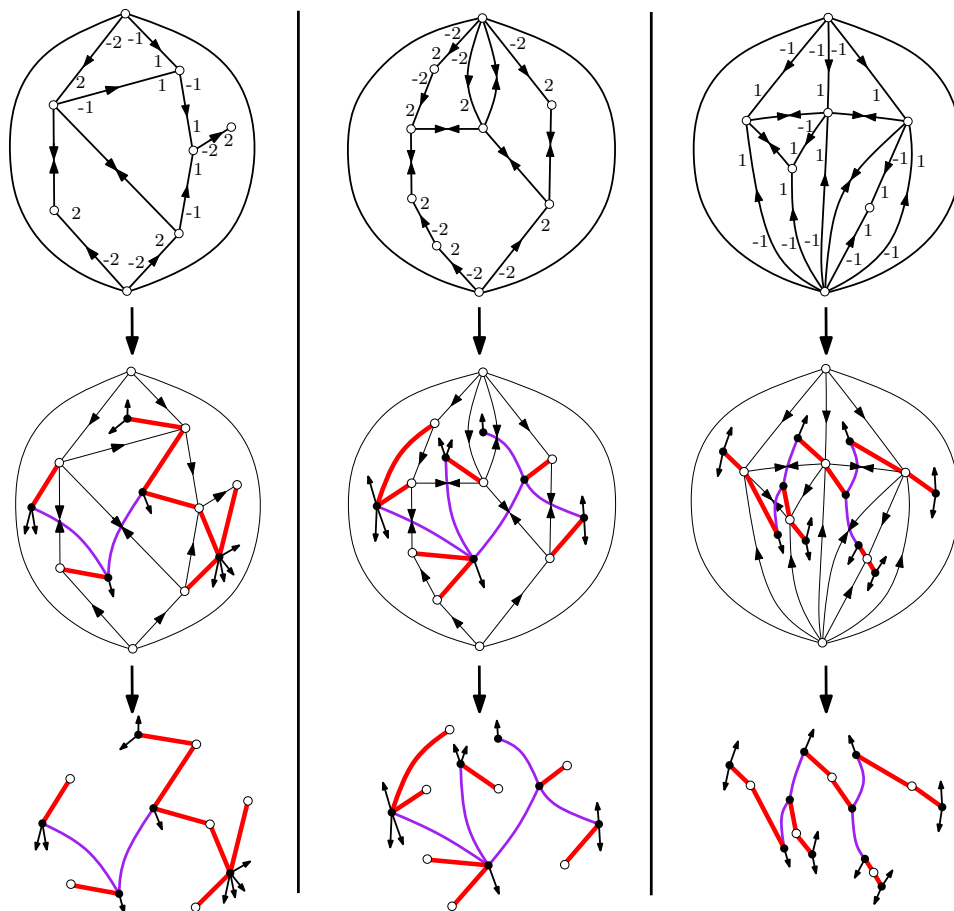


FIGURE 10. Bijection for $d = 2$ on 3 examples. For $2/0$ -orientations, the weights 0 are omitted on 2-way edges. The example in the middle column is bipartite hence gives a 1-dibranching mobile (in that case all the white vertices are leaves). The example in the right column has all its inner faces of degree 3 (in that case all the white vertices have degree 2).

edges, white vertices have degree 1 or 2, and black vertices adjacent to ℓ white leaves are incident to a total of $\ell + 2$ buds or black-black edges. We now consider the specialization of our bijection for $d = 2$ to triangulations (right of Figure 10), and its relation with the bijection described by Schaeffer in [24, Thm. 2.3.4] for *bridgeless cubic maps* (these are the dual of loopless triangulations). By the preceding remarks, Theorem 16 yields a bijection between edge-marked loopless triangulations and the mobiles with no white-white edge such that every white vertex has degree 2, and every black vertex has degree 3 and is adjacent to a unique white vertex. Clearly, these mobiles identify with the (unicolored) binary trees endowed with a perfect matching of the inner nodes. These are exactly the *blossoming trees* shown to be in bijection with bridgeless cubic maps in [24, Thm. 2.3.4] (see

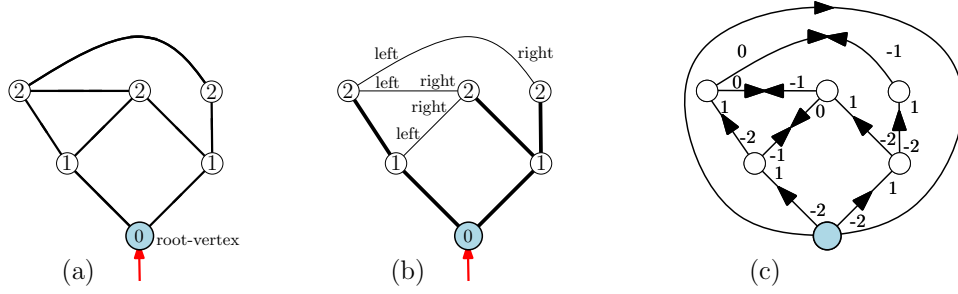


FIGURE 11. (a) A rooted map M and the root-distances. (b) The rightmost BFS-tree (thick lines) and the *left* and *right* half-edges. (c) The map in \mathcal{C}_1 corresponding to M endowed with its suitable $1/(-1)$ -orientation.

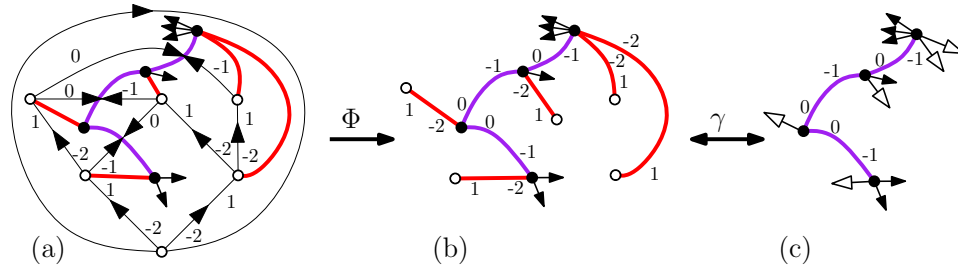


FIGURE 12. Bijection in the case $d = 1$ and its relation with [11]. (a) The bijection Φ . (b) The resulting 1-branching mobile B . (c) The well-charged tree $\gamma(B)$.

also [21]). Moreover, the bijection in [24, Thm. 2.3.4] coincides with ours via duality: to obtain the map from the tree, the closure operations described respectively in Proposition 5 and in [24, Thm. 2.3.4] are the same.

7.3. Case $d = 1$ (general maps) and relation with [11]. The class \mathcal{C}_1 is the class of plane maps of girth 1 and outer degree 1 (i.e., a loop as root-face), which is the same as the class of plane maps of outer degree 1. These identify via duality with the class of plane maps with a marked vertex of degree 1 (marked leg) in the outer face; such maps are called *1-legged* and have been counted bijectively by Bouttier, Di Francesco and Guitter in [11]. The case $d = 1$ of Theorem 16 gives a bijection between plane maps of outer degree 1 and 1-branching mobiles; and we now explain the relation with the bijection described in [11].

We first characterize the suitable $1/(-1)$ -orientations. Let M be a rooted map. We call *root-distance* of a vertex v the minimum length of the paths joining the root-vertex and v . A spanning tree of M is a *BFS-tree* (or *bread-first-search tree*) if the root-distance of any vertex is the same in the map and in the tree. The root-distances and a BFS-tree are shown in Figure 11. Let T be a BFS-tree and let e be an edge not in T . The edge e creates a cycle with T which separates two regions of the plane. We call *left-to-right orientation* of e the orientation such that the region on the left of e contains the root-face. The outgoing and ingoing half-edges of e are

then called *left* and *right* half-edges. It is easy to see (see e.g. [5]) that there exists a unique BFS-tree, called *rightmost BFS-tree*, such that the root-distance does not decrease along edges not in T traversed left-to-right. The following characterization of suitable $1/(-1)$ -orientations is illustrated in Figure 11.

Proposition 38. *Let M be a map in \mathcal{C}_1 and let T be its rightmost BFS-tree. Then, the suitable $1/(-1)$ -orientation of M is obtained as follows:*

- *Every edge in T is 1-way, oriented from parent to child with weight -2 on the outgoing half-edge and weight 1 on the ingoing half-edge.*
- *Every inner edge e not in T is 0-way with weight 0 and -1 on the half-edges. The weight 0 is given to the left half-edge if the root-distance of the two endpoints of e is the same and to the right half-edge otherwise.*

We omit the (easy but tedious) proof of Proposition 38. We now examine 1-branching mobiles and their relation with the *well-charged trees* considered in [11]. A *charged tree* is a plane tree with two types of dangling half-edges called *white arrows* and *black arrows*. The *charge* of a subtree T' is the number of white arrows minus the number of black arrows in T' . A *well-charged tree* is a charged tree such that cutting any edge gives two subtrees of charge 0 and -1 respectively. Now, observe from Figure 7 that there are only two types of edges in 1-branching mobiles. It is easily seen that 1-branching mobiles are the mobile with these edges such that white vertices are leaves and each black vertex v satisfies $\deg(v) + w(v) = 1$. For a 1-branching mobile B , we denote by $\gamma(B)$ the charged tree obtained by replacing white leaves and buds respectively by white arrows and black arrows. The mapping γ is represented in Figure 12. It is easy to check that for any black-black edge e of B , the charges of the subtrees obtained by deleting the edge e from $\gamma(B)$ are equal to the weights of the half-edges of e incident to these subtrees. From this observation it easily follows that γ is a bijection between 1-branching mobiles and well-charged trees.

In [11] a bijection was described between 1-legged maps and well-charged trees. This bijection actually coincide with ours via duality (and the identification γ between 1-branching mobiles and well-charged trees). Indeed to obtain the map from the tree, the closure operations, described respectively in Proposition 5 and in [11], are the same.

7.4. The case $d = 0$ and relation with [12]. We show here that a slight reformulation of our bijections allows us to include the case $d = 0$, thereby recovering a bijection obtained by Bouttier, Di Francesco and Guitter in [12].

We call *plane maps of outer degree 0* a planar map with a marked vertex called *outer vertex*. Any face, any edge and any non-marked vertex of such a map is called *inner*. A biorientation of a plane map of outer degree 0 is called *accessible* if every inner vertex can be reached from the outer vertex, it is called *minimal* if every directed simple cycle has the outer vertex strictly on its left, and it is called *admissible* if every half-edge incident to the outer vertex is outgoing. We then say that a biorientation of a plane map of outer degree 0 is *suitable* if it is minimal, admissible and accessible. We now reformulate the definition of $d/(d-2)$ -orientations so as to include the case $d = 0$: these are the admissible biorientations of plane maps of outer degree d with inner and outer half-edges having weight in $d \cup \{1, 2, 3, \dots\}$ and $\{-2, -1, 0\} \setminus \{d\}$ respectively, and satisfying the conditions (i),(ii),(iii) of Definition 11 (hence the definition is unchanged for $d > 0$).

For a plane map of outer degree 0, we consider the *root-distance* $D(v)$ of each vertex v (its graph distance to the outer vertex) and the *geodesic biorientation*, that is, the biorientation where an edge $\{v, v'\}$ with $D(v') = D(v)$ is oriented 0-way with weight -1 on each half-edge, while an edge $\{v, v'\}$ with $D(v') = D(v) + 1$ is oriented 1-way toward v' with weight -2 on the outgoing half-edge and 0 on the ingoing half-edge.

Proposition 39. *Theorem 12 holds for all $d \geq 0$: a plane map of outer degree d admits a $d/(d-2)$ -orientation if and only if it has girth at least d , and in this case it admits a unique suitable $d/(d-2)$ -orientation. Moreover, in the case $d = 0$, the unique suitable $0/(-2)$ -orientation is the geodesic biorientation.*

Proof. We only need to prove the case $d = 0$ of this statement (since the case $d > 0$ is proved in Section 8). Let M be a plane map of outer degree 0. Define a *vertex-labelling* of M as a labelling of its inner vertices by values in \mathbb{Z} such that the difference of label between two adjacent vertices is at most 1 (in absolute value) and the label of the outer vertex is 0. To a vertex-labelling of M we associate a weighted biorientation as follows: an edge $\{v, v'\}$ with $\text{label}(v') = \text{label}(v)$ is oriented 0-way with weight -1 on each half-edge, while an edge $\{v, v'\}$ with $\text{label}(v') = \text{label}(v) + 1$ is oriented 1-way from v to v' with weight -2 on the outgoing half-edge and 0 on the ingoing half-edge. This mapping is easily seen to be a bijection between the vertex-labellings and the $0/(-2)$ -orientations of M . Moreover, a $0/(-2)$ -orientation is accessible if and only if each inner vertex has a neighbor of smaller label in the associated vertex-labelling. Furthermore the unique vertex-labelling such that each inner vertex has a neighbor of smaller label is the *distance labelling* (where each vertex is labelled by its root-distance $D(v)$). Lastly the geodesic biorientation is minimal (it is even acyclic), hence suitable. Thus the geodesic biorientation is the unique suitable $0/(-2)$ -orientation of M . \square

We now consider the specialization of the master bijection to suitably $0/(-2)$ -oriented maps. It is proved in [9] that the master bijection Φ as described in Definition 2 gives a bijection between plane maps of outer degree 0 endowed with a suitable weighted biorientation, and the weighted mobiles of excess 0, with the parameter correspondence indicated in Figure 3. We can now reformulate the definition of d -branching mobiles so as to include $d = 0$: the definition is unchanged except that half-edges are required to have weight in $d \cup \{1, 2, 3 \dots\}$ if they are incident to white vertices and in $\{-2, -1, 0\} \setminus \{d\}$ if they are incident to black vertices (thus the definition is unchanged for $d > 0$). The above discussion (and the easy fact that 0-branching mobiles have excess 0) implies the following result.

Proposition 40. *Theorem 16 holds for all $d \geq 0$, that is, plane maps of outer degree d and girth at least d are in bijection with d -branching mobiles.*

We now explain the relation between the case $d = 0$ of our bijections and the bijection obtained by Bouttier, Di Francesco and Guitter [12]. A *labelled mobile* is a mobile without buds nor white-white edges, with a *fake* white vertex added in the middle of each black-black edge, and having an integer label on each white vertex which is positive on non-fake white vertices and nonnegative on fake white vertices. For a corner c incident to a black vertex, the *jump* $\delta(c)$ is obtained from the labels ℓ, ℓ' of the white vertices v, v' preceding and following c around the mobile by: $\delta(c) = \ell - \ell'$ if v' is fake and $\delta(c) = \ell - \ell' + 1$ otherwise. A *well-labeled mobile*

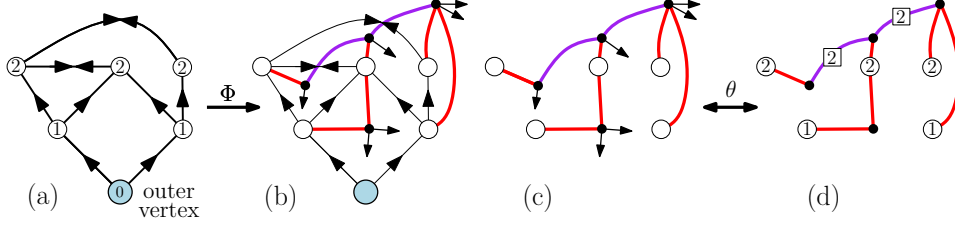


FIGURE 13. Bijection in the case $d = 0$. (a) The suitable $0/(-2)$ -orientation (i.e., geodesic biorientation). (b) The master bijection. (c) The 0-branching mobile (without the half-edges weights which are redundant). (d) The corresponding well-labelled mobile.

is a labelled mobile such that every jump is non-negative, and there is a non-fake white vertex of label 1 or a fake white vertex of label 0; an example is shown in Figure 13(d). In [12] it was shown that plane maps of outer degree 0 are in bijection with well-labelled mobiles. The bijection can be described as follows: given a plane map M of outer degree 0, one first endows M with its geodesic biorientation (i.e., its suitable $0/(-2)$ -orientation), and then draws the mobile in the same way as the master bijection Φ , but forgets the buds and instead records the root-distance of each vertex and add a fake white vertex with label ℓ on each black-black edge of the mobile corresponding to a 0-way edge of M between vertices both at root-distance ℓ .

It remains to explain the relation between well-labeled mobiles and 0-branching mobiles. Observe first that the weights are redundant for $0/(-2)$ -orientations and 0-branching mobiles. In particular, 0-branching mobiles identify with unweighted mobiles without white-white edges such that every black vertex has as many buds as white neighbors. Now, given a well-labelled mobile L , one obtains a 0-branching mobile $\theta(L)$ by adding $\delta(c)$ buds in each corner c incident to a black vertex (and forgetting the labels and fake white vertices); see Figure 13(c)–(d). The mapping θ is clearly a bijection. Moreover, if L is the image of a plane map M through the bijection described in [12], then $\theta(L)$ is the image of M through the master bijection Φ . To summarize, well-labelled mobiles can be identified with 0-branching mobiles and the bijection described in [12] coincides with the case $d = 0$ of our bijections up to this identification.

8. PROOFS

In this section we prove Theorems 19 and 24 (which extend Theorems 7 and 12) about $b/(b-1)$ -orientations and $d/(d-2)$ -orientations. In Subsection 8.1 we prove that the conditions on girth are necessary to admit a $b/(b-1)$ -orientation or $d/(d-2)$ -orientation. In Subsection 8.2 we prove that for $b \geq 2$, any bipartite annular map A in $\mathcal{A}_{2b}^{(2r, 2s)}$ admits a unique suitable $b/(b-1)$ -orientation. In Subsection 8.2 we prove that for $d \geq 2$, any annular map A in $\mathcal{A}_d^{(p, q)}$ admits a unique suitable $d/(d-2)$ -orientation. Lastly, in Subsection 8.4 we treat the cases $b = 1$ and $d = 1$.

8.1. Necessity of the conditions on cycle lengths.

Lemma 41. *Let d, p, q be positive integers with $p \leq q$. Let M be an annular map of type (p, q) . If M admits a $d/(d-2)$ -orientation, then $M \in \mathcal{A}_d^{(p,q)}$, that is, separating cycles have length at least p , and non-separating cycles have length at least d .*

Proof. Let M be an annular map of type (p, q) admitting a $d/(d-2)$ -orientation. Let C be a simple cycle of M , and let ℓ be its length. Let v , e , and n be the numbers of vertices, edges, and faces strictly inside of C . Let S be the sum of weights of the outgoing half-edges having a face inside C on their right. Clearly Conditions (i) and (ii) of $d/(d-2)$ -orientations imply $dv \leq (d-2)e - S$. Suppose now that C is non-separating. In this case, Condition (iii) of $d/(d-2)$ -orientations gives $dn = S + \sum_f \deg(f)$, where the sum is over the faces strictly inside C . Since $\sum_f \deg(f) = 2e + \ell$, we get $S = dn - 2e - \ell$. Thus, $dv \leq (d-2)e - dn + 2e + \ell$, that is, $\ell \geq d(v - e + n) = d$, where the last equation is the Euler relation. Suppose now that C is separating. One still has $dv \leq (d-2)e - S$ and $\sum_f \deg(f) = 2e + \ell$, but now Condition (iv) gives $dn + p - d = S + \sum_f \deg(f)$, hence $S = dn + p - d - 2e - \ell$, so that $dv \leq (d-2)e - dn + d - p + 2e + \ell$, and then $\ell \geq d(v - e + n) + p - d = p$. \square

Corollary 42. *Let b, r, s be positive integers such that $r \leq s$. Let M be a bipartite annular map of type $(2r, 2s)$. If M admits a $b/(b-1)$ -orientation, then M is in $\mathcal{A}_{2b}^{(2r, 2s)}$.*

Proof. If M admits a $b/(b-1)$ -orientation, then doubling the weights of inner half-edges gives a $d/(d-2)$ -orientation for $d = 2b$. Hence M is in $\mathcal{A}_{2b}^{(2r, 2s)}$ by Lemma 41. \square

8.2. Existence and uniqueness of suitable $b/(b-1)$ -orientations for $b \geq 2$. In this subsection we prove Theorem 19 for $b \geq 2$. This is done in three steps which are represented in Figure 14. First we prove the existence of $b/(b-1)$ -orientations for annular $2b$ -angulations in $\mathcal{A}_{2b}^{(2r, 2r)}$ (Proposition 44). Then, for a bipartite map M in $\mathcal{A}_{2b}^{(2r, 2s)}$, we obtain the existence of certain orientations, called *coherent regular orientations*, on a related map denoted Q_M (Proposition 47). Lastly, we use the coherent orientations of Q_M in order to establish the existence and uniqueness of a suitable $b/(b-1)$ -orientation for M (Proposition 48).

We start with some definitions and preliminary results. Let M be a map, let α be a function from the vertex set to $\mathbb{N} = \{0, 1, \dots\}$ and let β be a function from the edge set to \mathbb{N} . An α/β -orientation of M is an \mathbb{N} -biorientation such that any vertex v has weight $\alpha(v)$, and any edge e has weight $\beta(e)$. We now recall a criterion given in [9] for the existence of an α/β -orientation.

Lemma 43. *Let M be a map with vertex set V and edge set E , let α be a function from V to \mathbb{N} , and let β be a function from E to \mathbb{N} . The map M admits an α/β -orientation if and only if*

- (i) $\sum_{v \in V} \alpha(v) = \sum_{e \in E} \beta(e)$,
- (ii) for each subset S of vertices, $\sum_{v \in S} \alpha(v) \geq \sum_{e \in E_S} \beta(e)$ where E_S is the set of edges with both ends in S .

Moreover, α -orientations are accessible from a vertex u if and only if

- (iii) for each subset $S \neq \emptyset$ of vertices not containing u , $\sum_{v \in S} \alpha(v) > \sum_{e \in E_S} \beta(e)$.

For b, r positive integers, we denote by $\mathcal{B}_r^{(b)}$ the family of bipartite maps in $\mathcal{A}_{2b}^{(2r, 2r)}$ with all non-root faces of degree $2b$ (if $r = b$ this is the family of $2b$ -angulations of girth $2b$).

Proposition 44. *For b, r positive integers with $b \geq 2$, any map M in $\mathcal{B}_r^{(b)}$ admits a $b/(b-1)$ -orientation, and the $b/(b-1)$ -orientations of M are accessible.*

Proof. Let M be in $\mathcal{B}_r^{(b)}$. It is clear from the definitions that the $b/(b-1)$ -orientations of M do not have half-edges with negative weight. Hence, the $b/(b-1)$ -orientations of M are exactly the α/β -orientations, where $\alpha(v) = b$ for inner vertices, $\alpha(v) = 1$ for outer vertices, $\beta(e) = (b-1)$ for inner edges, and $\beta(e) = 1$ for outer edges. We will now use Lemma 43 to prove the existence (and accessibility from each outer vertex) of $b/(b-1)$ -orientations of M .

Let us check Condition (i) first. Let v , e and f be the numbers of vertices, edges, and faces of M . Two faces of M have degree $2r$ and all the other faces have degree $2b$, hence $2e = 2b(f-2) + 4r$. Combining this with the Euler relation gives $bv = (b-1)e + 2r$. This can be rewritten as $b(v-2r) + 2r = (b-1)(e-2r) + 2r$, so Condition (i) holds. Now we check Conditions (ii) and (iii). Note that it is enough to check these conditions on *connected subsets* S (subsets such that the graph induced by S is connected). Indeed both quantities $\sum_{v \in S} \alpha(v)$ and $\sum_{e \in E_S} \beta(e)$ are additive over non-adjacent connected subsets. So we consider a subset S of vertices of M forming a connected submap, which we denote by M_S . Let E_S and F_S be respectively the sets of edges and faces of M_S , and let $v_S = |S|$, $e_S = |E_S|$ and $f_S = |F_S|$. We treat three cases.

Assume first that S contains all the outer vertices of M . Since the separating girth is $2r$, the inner face of M_S containing the inner root-face of M has degree at least $2r$. In addition the outer face of M_S has degree $2r$, and all the other faces have degree at least $2b$ (since the non-separating girth is at least $2b$). Hence $2e_S \geq 2b(f_S - 2) + 4r$, which together with the Euler relation gives $bv_S \geq (b-1)e_S + 2r$. By definition of $b/(b-1)$ -orientations, we have $\sum_{v \in S} \alpha(v) = b(v_S - 2r) + 2r$, and $\sum_{e \in E_S} \beta(e) = (b-1)(e_S - 2r) + 2r$. Hence $\sum_{v \in S} \alpha(v) - \sum_{e \in E_S} \beta(e) = bv_S - (b-1)e_S - 2r \geq 0$.

Assume now that S contains at least one but not all outer vertices of M . Let A be the set of outer vertices not in S , and let B be the set of outer edges not in E_S . Note that $|A| < |B|$. Let $S' = S \cup A$. The submap $M_{S'}$ contains all outer vertices (case already treated), hence $\sum_{v \in S'} \alpha(v) - \sum_{e \in E_{S'}} \beta(e) \geq 0$. Moreover $\sum_{v \in S'} \alpha(v) = |A| + \sum_{v \in S} \alpha(v)$ and $\sum_{e \in E_{S'}} \beta(e) \geq |B| + \sum_{e \in E_S} \beta(e)$. Thus,

$$\sum_{v \in S} \alpha(v) - \sum_{e \in E_S} \beta(e) \geq \left(\sum_{v \in S'} \alpha(v) - \sum_{e \in E_{S'}} \beta(e) \right) + |B| - |A| > 0.$$

Assume now that S contains no outer vertex. In this case, $\sum_{v \in S} \alpha(v) = bv_S$ and $\sum_{e \in E_S} \beta(e) = (b-1)e_S$. Note that the contours of at most two faces of M_S separate the two marked faces, such faces have degree at least $2r$ (since the separating girth is at least $2r$) and the other faces have degree at least $2b$ (since the non-separating girth is at least $2b$). Hence $e_S \geq b(f_S - 2) + 2 \min(r, b)$, which together with the Euler relation gives $bv_S \geq (b-1)e_S + 2 \min(r, b)$, so $\sum_{v \in S} \alpha(v) > \sum_{e \in E_S} \beta(e)$.

Hence in all three cases, Condition (ii) holds. Note that the only case where the inequality $\sum_{v \in S} \alpha(v) \geq \sum_{e \in E_S} \beta(e)$ could be tight is in case (i), when all outer vertices are in S . Hence Condition (iii) also holds. \square

We now fix positive integers b, r, s with $2 \leq b, r \leq s$, and a bipartite map M in $\mathcal{A}_{2b}^{(2r, 2s)}$, and we prove the existence of a unique suitable $b/(b-1)$ -orientation of M (thereby completing the proof of Theorem 19 for $b \geq 2$). In order to prove this result, we consider some orientations on a related map denoted Q_M .

We call *inner-quadrangulation* of M the map Q obtained from M by inserting a vertex v_f , called *face-vertex*, in each inner face f of M , adding an edge from v_f to each corner around f , and finally deleting the edges (but not the vertices) of M . The face-vertex in the inner root-face is called *special*. Inner faces of Q have degree 4 and correspond to the inner edges of M . We denote by Q_M the map obtained by superimposing M and Q .

Definition 45. We call regular orientation of Q_M , an admissible \mathbb{N} -biorientation such that

- (i) inner edges of M have weight $b-1$, edges of Q have weight 1,
- (ii) inner vertices of M have weight b ,
- (iii) any non-special face-vertex v has a weight and degree satisfying $w(v) - \deg(v)/2 = b$,
- (iv) the special face-vertex v has a weight and degree satisfying $w(v) - \deg(v)/2 = r$.

We now prove the existence of a regular orientation of Q_M . Roughly speaking, we will use Proposition 44, the fact that M can be completed into a map in $\mathcal{B}_r^{(b)}$, and the following result.

Claim 46. Let B be a map in $\mathcal{B}_r^{(b)}$ endowed with a $b/(b-1)$ -orientation. Let C be a simple cycle of length $2c$ having only inner vertices. Then, the sum S of weights of the ingoing half-edges incident to C but strictly outside of the region enclosed by C is $b+c$ if C does not enclose the inner root-face, and is $r+c$ if C encloses the inner root-face.

Proof. By the Euler relation (and the incidence relation between faces and edges), the numbers v and e of vertices and edges inside of C (including vertices and edges on C) satisfy $(b-1)e + b + c = bv$ if C does not enclose the inner root-face and satisfy $(b-1)e + r + c = bv$ if C encloses the inner root-face (which has degree $2r$). Moreover $bv = S + (b-1)e$ since both sides equal the sum of weights of ingoing half-edges incident to vertices inside C (including vertices on C). \square

Proposition 47. There exists a regular orientation of Q_M which is accessible from every outer vertex of M .

Proof. The proof is illustrated in Figure 14. The first step is to complete M into a map $B \in \mathcal{B}_r^{(b)}$, by adding vertices and edges inside each inner face of M . We make use of the following basic facts (valid for $b \geq 2$):

- For each integer $j \leq b$, there exists a plane map L_j of girth $2b$, whose outer face is a simple cycle C of length $2j$, whose inner faces have degree $2b$, and such that for any pair u, v of vertices on C the distance between u and v on C is the same as the distance between u and v in L_j .
- For $r \leq s$ there exists an annular map $L_{s,r}$ where the contour C of the outer face (of degree $2s$) and the contour of the inner root-face (of degree $2r$) are simple cycles, with all non-root faces of degree $2b$, with separating girth $2r$, non-separating girth $2b$, and with the following property: “For

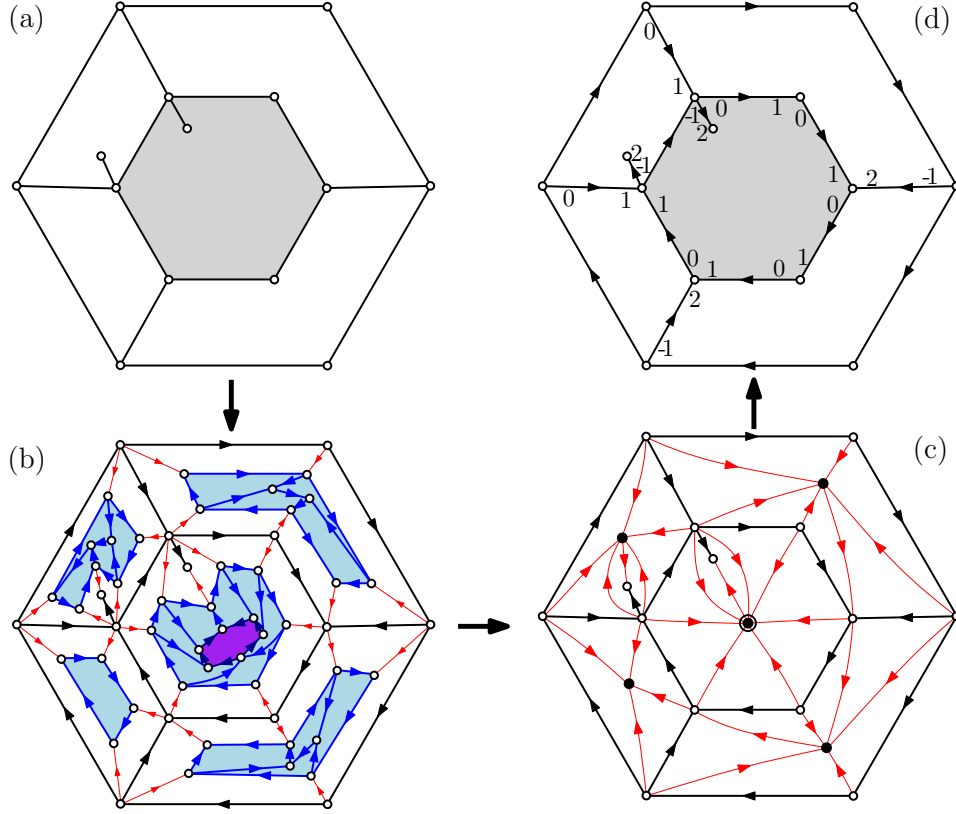


FIGURE 14. Process for constructing a $b/(b-1)$ -orientation of a bipartite map $M \in \mathcal{A}_{2b}^{(2r, 2s)}$ ($b = 2$, $r = 3$, $s = 4$ here). In (b) M is completed into a map $B \in \mathcal{B}_r^{(b)}$, and B is endowed with a $b/(b-1)$ -orientation. In (c) the $b/(b-1)$ -orientation of B is contracted into a regular orientation X of Q_M . In (d) the map M gets the $b/(b-1)$ -orientation $\sigma(X)$.

any path $P \subset C$, and any path P' having the same endpoints, if the cycle $P \cup P'$ is not separating, then the length of P' is greater or equal to the length of P ."

Now, for each inner face f of M , we consider the sequence of the corners $c_1, \dots, c_{\deg(f)}$ in clockwise order around f (note that the incident vertices of these corners might not be all distinct). We "throw" a simple path P_i of length $(b-1)$, called a *transition-path*, from each corner c_i toward the interior of f . Denote by v_i the vertex at the free extremity of each path P_i . We then connect the vertices v_i along a simple cycle C_f (of length $\deg(f)$), the order of the vertices along the cycle corresponding to the order of the corners around f . Then we patch a copy of the plane map $L_{\deg(f)/2}$ inside C_f if f is not the inner root-face, and we patch a copy of $L_{r,s}$ in the cycle C_f in the inner root-face. We obtain a bipartite map $B \in \mathcal{B}_r^{(b)}$ (it is easily checked that, thanks to the distance properties of the patched maps, the non-separating girth stays greater or equal to $2b$, and the separating girth stays the

same). By Proposition 44, B admits a $b/(b-1)$ -orientation O . Let P be a transition path, and let w, w' be the weights of the half-edges h, h' at the extremities of P . We claim that $\{w, w'\} = \{0, 1\}$. Indeed, since the weight of each edge of P is $b-1$, and since the weights of the two half-edges incident to each inner vertex of P add up to b , we have $w + w' = 1$ (and the two weights are non-negative). We then perform the following operations to obtain an orientation of Q_M :

- (1) we shrink each transition-path P into a single 1-way edge of weight 1 by only keeping the extremal half-edges h, h' of weight w, w' ,
- (2) we contract the cycle inserted inside each inner face (and the map L_j contained therein) into a single vertex, which becomes a face-vertex of Q .

We claim that the obtained orientation X of Q_M is a regular orientation. Indeed, the weights of the vertices and edges of M are the same as in the $b/(b-1)$ -orientation O , that is, inner (resp. outer) vertices of M has weight b (resp. 1) and inner (resp. outer) edges of M have weight $b-1$ (resp. 1). Moreover, Claim 46 implies that any non-special face-vertex v has weight $w(v) = \deg(v)/2 + b$, and the special face-vertex v has weight $w(v) = \deg(v)/2 + r$. Thus X is a regular orientation of Q_M , and it only remains to show that it is accessible from every outer vertex. Now, the orientation O is accessible from the outer vertices, and moreover the operations for going from O to X can only increase the accessibility between vertices. Thus, X is accessible from the outer vertices. \square

We have established the existence of a regular orientation of Q_M . We will now complete the proof of the existence and uniqueness of a suitable $b/(b-1)$ -orientation of M . We first define a mapping between certain regular orientations of Q_M and the $b/(b-1)$ -orientations of M .

For an edge e of Q with endpoint in M denoted v , we call M -edge of e the edge of M following e in clockwise order around v . A regular orientation of Q_M is called *coherent* if for each edge e of Q directed toward its endpoint v in M , the corresponding M -edge e' is a 1-way edge oriented toward v (observe that in this case v is an inner vertex and e' is an inner edge of M). Given a coherent regular orientation X of Q_M , we denote by $\sigma(X)$ the \mathbb{Z} -biorientation of M obtained by

- keeping the biorientation of every edge e of M in X
- keeping the weights on the half-edges, except if e is the M -edge of an edge of Q directed toward its endpoint in M , in which case the weights 0 and $b-1$ are replaced by -1 and b respectively.

It is now sufficient to show the following property of the mapping σ .

Proposition 48. *The mapping σ is a bijection between the coherent regular orientations of Q_M and the $b/(b-1)$ -orientations of M . Moreover, there exists a unique coherent regular orientation O of Q_M such that its image $\sigma(O)$ is suitable.*

The first part of Proposition 48 is easy to establish.

Lemma 49. *The mapping σ is a bijection between the coherent regular orientations of Q_M and the $b/(b-1)$ -orientations of M .*

Proof. For any coherent regular orientation X of Q_M , the image $\sigma(X)$ is a $b/(b-1)$ -orientation of M since Conditions (i), (ii), (iii), and (iv) of regular orientations correspond respectively to Conditions (i), (ii), (iii), and (iv) of $b/(b-1)$ -orientations. Moreover, the mapping σ is easily seen to be surjective and invertible. \square

In order to establish the second part of Proposition 48, we need to examine the properties of the regular orientations of Q_M .

Lemma 50. *The regular orientations of Q_M are all accessible from the outer vertices. Moreover there exists a unique minimal regular orientation of Q_M , and this orientation is coherent.*

We use the following general result proved in [9].

Lemma 51. *Let $G = (V, E)$ be a plane map. Let α be a function from V to \mathbb{N} and β a function from E to \mathbb{N} . If G has an α/β -orientation, then G has a unique minimal α/β -orientation.*

Proof of Lemma 50. Observe that there exists functions α, β depending on M such that the regular orientations of Q_M are exactly the α/β -orientations of Q_M . Now, Proposition 47 asserts the existence of a regular orientation of Q_M which is accessible. Since the accessibility of the α/β -orientations only depends on α and β (see Condition (iii) of Lemma 43), this implies that all the regular orientations are accessible from the outer vertices of M . Moreover Lemma 51 ensures that Q_M has a unique minimal regular orientation X . It only remains to prove that X is coherent.

Let $e = \{a, v\}$ be an edge of Q oriented toward its endpoint v in M . Let $\epsilon = \{u, v\}$ be the M -edge of e , and let f be the face of M containing e . We want to show that ϵ is oriented 1-way toward v . Assume this is not the case, that is, the weight i of the half-edge incident to u is positive. Let $e' = \{a, u\}$ be the edge preceding e in clockwise order around a . Since ϵ can be traversed from v to u , the edge e' must be oriented away from a (otherwise the triangle $\{a, v, u\}$ would form a counterclockwise circuit, in contradiction with the minimality of X). Let ϵ' be the M -edge of e' . Since the vertex u has total weight b , with contribution $i > 0$ by the edge ϵ and contribution 1 by the edge e' , we conclude that the weight of ϵ' at u is at most $b - 2$, hence ϵ' is not 1-way toward v . By the same arguments, the edge e'' preceding e' in clockwise order around a is also oriented away from a . Continuing in this way around the face f we reach the contradiction that all edges incident to a are oriented away from a . \square

The next two lemmas complete the proof of Proposition 48 by showing that the image of a coherent regular orientation X by the mapping σ is suitable if and only if X is the minimal regular orientation of Q_M .

Lemma 52. *The minimal regular orientation of Q_M is mapped by σ to a suitable $b/(b-1)$ -orientation of M .*

Proof. Let X be the minimal regular orientation of Q_M , and let $Y = \sigma(X)$. We want to prove that Y is minimal and accessible from every outer vertex. The minimality of Y is obvious since Y is a suborientation (forgetting the weights) of X . We now consider an outer vertex v_0 and prove that Y is accessible from v_0 . Let k be the number of inner faces of M , and let b_1, \dots, b_k be the face-vertices of Q_M . Let H_0 to be the underlying biorientation of X (forgetting the weights), and for $i \in \{1, \dots, k\}$ let H_i be the biorientation obtained from H_0 by deleting the face-vertices b_1, \dots, b_i and their incident edges. Note that H_k is the underlying biorientation of Y . Recall that H_0 is accessible from v_0 . We will now show that H_i is accessible from v_0 by induction on i . We assume that H_{i-1} is accessible from v_0 and suppose for contradiction that a vertex w is not accessible from v_0 in H_i . In

this case, each directed path P from v_0 to w in H_{i-1} goes through b_i . Let P be such a path, and let e_0 and e_1 be the edges arriving at and leaving b_i along P . We call *left-degree* of P the number of edges of Q between e_0 and e_1 in clockwise order around b_i . We choose P so as to minimize the left-degree. Call P_0 the portion of P before b_i , and P_1 the portion of P after b_i . Let u be the origin of e_0 , let v be the end of e_1 and let ϵ be the M -edge of e_1 ; see Figure 15. Since the regular orientation X is coherent, the edge ϵ is oriented 1-way toward v . Call v' the origin of ϵ . Note that $v' \neq u$ (if $v' = u$ one could pass by ϵ , thus avoiding b_i , to go from v_0 to w) and that the edge $e'_1 = \{b_i, v'\}$ preceding e_1 in clockwise order around b_i must be directed from v' to b_i (otherwise one could replace in P the portion $u \rightarrow b_i \rightarrow v$ by $u \rightarrow b_i \rightarrow v' \rightarrow v$, yielding a path with smaller left-degree, a contradiction). Since H_{i-1} is accessible from v_0 , there exists a directed path P' in H_{i-1} from v_0 to v' . We can choose P' in such a way that it shares an initial portion with P but does not meet again P once it leaves it. Note that v' is not accessible from v_0 in H_i (if it was, so would be v , hence so would be w), so P' has to pass by b_i , so the portion of P' before b_i equals P_0 . Let e' be the edge taken by P' when it leaves b_i and let P'_1 be the portion of P' after e' . Note that e' can not be strictly between e_0 and e_1 in clockwise order around b_i (otherwise by a similar argument as above, it would be possible to produce a path from v_0 to w with smaller left-degree than in P). Since P'_1 can not meet P_0 again, it has to form a counterclockwise circuit together with the two edges e'_1 and e' , see Figure 15. We reach a contradiction. This concludes the proof that H_i is accessible from v_0 . By induction on i , the biorientation H_k underlying Y is accessible from v_0 . Thus Y is accessible from every outer vertex. Hence Y is suitable. \square

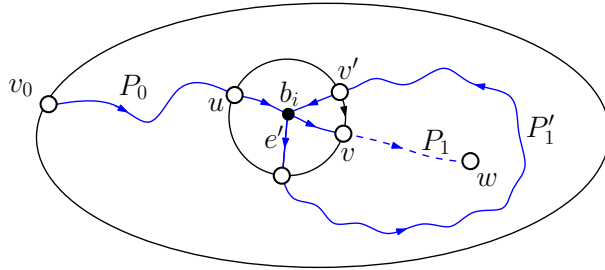


FIGURE 15. The situation in the proof of Lemma 52.

Lemma 53. *If X is a coherent regular orientation of Q_M which is not minimal, then its image by σ is not suitable.*

Proof. Suppose for contradiction that the $b/(b-1)$ -orientation $Y = \sigma(X)$ is suitable. Since X is not minimal, it has a simple counterclockwise circuit C . By choosing C to enclose no other counterclockwise circuit, we can assume that C has no *chordal path* (a chordal path is a directed path strictly inside of C connecting two vertices of C). Since Y has no counterclockwise circuit, C must contain at least one edge e of Q oriented toward its endpoint v in M . Since X is coherent, the M -edge ϵ of e (note that ϵ is strictly inside C) is oriented 1-way toward v . Let v_0 be an outer vertex. Since X is accessible from v_0 (by Lemma 50), there exists an oriented path

in X from v_0 to v ending at the edge ϵ . The portion P of the path inside C is a chordal path for C , yielding a contradiction. \square

We have proved Proposition 48 through Lemmas 49, 50, 52 and 53. This establishes that any bipartite map $M \in \mathcal{A}_{2b}^{(2r, 2s)}$ has a unique suitable $b/(b-1)$ -orientation. The necessity of being in $\mathcal{A}_{2b}^{(2r, 2s)}$ was established in Corollary 42. This concludes the proof of Theorem 19 for $b \geq 2$.

8.3. Existence and uniqueness of a $d/(d-2)$ -orientation for $d \geq 2$. In this subsection, we fix positive integers d, p, q such that $p \leq q$, and consider a map $M \in \mathcal{A}_d^{(p, q)}$. We will prove that if $d \geq 2$, then M admits a unique suitable $d/(d-2)$ -orientation (thereby completing the proof of Theorem 24 for $d \geq 2$). This will be done by a reduction to the bipartite case as illustrated in Figure 16.

We denote by M' the map obtained from M by inserting a vertex v_e , called an *edge-vertex*, in the middle of each edge e of M . Clearly M' is bipartite and is in $\mathcal{A}_{2d}^{(2p, 2q)}$ since cycle lengths are doubled. Given a \mathbb{Z} -orientation of M' , the *induced orientation* on M is the \mathbb{Z} -biorientation of M obtained by contracting the edge-vertices and their two incident half-edges (the two other half-edges get glued together).

Claim 54. *Let X be a $d/(d-1)$ -orientation of M' , and let Y be the induced orientation on M . Then for any inner edge of M the weights i, j on the half-edges satisfy either $i < d, j < d$ and $i + j = d - 2$, or $\{i, j\} = \{-1, d\}$ in which case the edge is called special.*

Proof. This is an easy consequence of the fact that the edge-vertex v_e has weight d , and the two edges of M' incident to v_e have weight $d - 1$. \square

Let X be a $d/(d-1)$ -orientation of M' , and let Y be the induced orientation on M . We denote by $\tau(X)$ the admissible \mathbb{Z} -biorientation of M obtained from Y by replacing the weights -1 on special inner edges by -2 .

Lemma 55. *The mapping τ is a bijection between the $d/(d-1)$ -orientations of M' and the $d/(d-2)$ -orientations of M . Moreover, a $d/(d-1)$ -orientation X is suitable if and only if $\tau(X)$ is suitable.*

Proof. Let X be a $d/(d-1)$ -orientation. Claim 54 implies that $\tau(X)$ satisfies Conditions (i) and (ii) of $d/(d-2)$ -orientations. Moreover Condition (iii) follows from the fact that the weights of faces are preserved by τ . Thus $\tau(X)$ is a $d/(d-2)$ -orientation. Clearly τ is a bijection; indeed a $d/(d-1)$ -orientation of M' is completely determined by its contraction (the weight of every edge is fixed), and the rule (replacing each edge $(-1, d)$ by an edge $(-2, d)$) to go from contracted $d/(d-1)$ -orientations to $d/(d-2)$ -orientations of M is invertible.

It remains to prove the second assertion. Let X be any $d/(d-1)$ -orientation of M' . For any inner edge $e = \{u, v\}$ of M , it is easy to see that the edge e can be traversed from u to v in $\tau(X)$ (that is, e is 2-way or 1-way toward v) if and only if the path of M' made of the edges $e_1 = \{u, v_e\}$ and $e_2 = \{v_e, v\}$ can be traversed from u to v in X . Therefore, the orientation $\tau(X)$ is minimal if and only if X is minimal. Moreover, for any edge $e = \{u, v\}$ of M , it is either possible to traverse $e_1 = \{u, v_e\}$ from u to v_e , or to traverse $e_2 = \{v_e, v\}$ from v to v_e (since the weight of v_e is positive). Hence, the orientation $\tau(X)$ is accessible from a vertex v_0 if and

	outer edges	inner edges	
M'			
M			

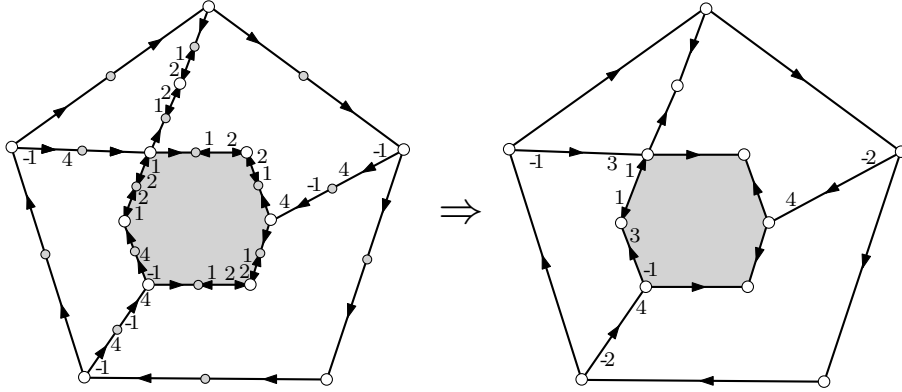


FIGURE 16. Top: The mapping τ between $d/(d-1)$ -orientations of the bipartite map M' (obtained from M by inserting a vertex in the middle of each edge) and $d/(d-2)$ -orientations of M . Bottom: example in the case $d = 4$, with type $(p, q) = (5, 6)$.

only if X is accessible from v_0 . Thus a $d/(d-1)$ -orientation X is suitable if and only if $\tau(X)$ is suitable. \square

We now suppose that $d \geq 2$ and prove that M admits a unique suitable $d/(d-2)$ -orientation. Since $d \geq 2$, it has been proved in subsection 8.2 that M' admits a unique suitable $d/(d-1)$ -orientation. Therefore, Lemma 55 implies that the map M admits a unique suitable $d/(d-2)$ -orientation. This concludes the proof that for all positive integers d, p, q with $2 \leq d$ and $p \leq q$, every map in $\mathcal{A}_d^{(p,q)}$ admits a unique suitable $d/(d-2)$ -orientation. The necessity of being in $\mathcal{A}_d^{(p,q)}$ has been proved in Lemma 41. This concludes the proof of Theorem 24 in the case $d \geq 2$.

8.4. Existence and uniqueness for $b = 1$ and $d = 1$. We first prove the case $b = 1$ of Theorem 19. Let M be a bipartite map in $\mathcal{A}_2^{(2r, 2s)}$. The case $d = 2$ of Theorem 24 (which has already been proved) implies that M admits a unique suitable $2/0$ -orientation O . Now in order to prove that M has a unique suitable $1/0$ -orientation, it suffices to show that every inner half-edge of O has even weight. Indeed, in this case one obtains a suitable $1/0$ -orientation by dividing the inner weights of O by two (and it is unique because any suitable $1/0$ -orientation gives a suitable $2/0$ -orientation by doubling the weights). In order to prove that the inner weights of O are even, we consider the 2-branching mobile T of type $(2r, 2s)$ associated to the map M endowed with O (we are using the case $d = 2$ of Theorem 28

which has already been proved). We say that an edge of T is odd if one of the half-edges has odd weight; in this case both half-edges have in fact odd weights since the weight of an edge is 0. It is easy to see that every vertex of T has even weight (since the black vertices have even degree), so is incident to an even number of odd edges. This implies that the set of odd edges of T is empty (since any non-empty forest has at least one leaf). The weight of every half-edge of T is even, hence the weight of every inner half-edge of O is even. This completes the proof of the case $b = 1$ of Theorem 19.

We now establish the case $d = 1$ of Theorem 24 by using the same strategy as in Subsection 8.3. We want to prove that, for positive integers p, q with $p \leq q$, a map $M \in \mathcal{A}_1^{(p,q)}$ admits a unique suitable $1/(-1)$ -orientation. We consider the bipartite map M' obtained by inserting a vertex at the middle of each edge. As we have just proved (case $b = 1$), the bipartite map M' admits a unique suitable $1/0$ -orientation. Therefore, Lemma 55 implies that the map M admits a unique suitable $1/(-1)$ -orientation. This concludes the proof of the case $d = 1$ of Theorem 24.

REFERENCES

- [1] D. Arquès. Les hypercartes planaires sont des arbres très bien étiquetés. *Discrete math.*, 58(1):11–24, 1986.
- [2] E. A. Bender and E. R. Canfield. The number of degree-restricted rooted maps on the sphere. *SIAM J. Discrete Math.*, 7(1):9–15, 1994.
- [3] O. Bernardi. Bijective counting of tree-rooted maps and shuffles of parenthesis systems. *Electron. J. Combin.*, 14(1):R9, 2007.
- [4] O. Bernardi and N. Bonichon. Intervals in catalan lattices and realizers of triangulations. *J. Combin. Theory Ser. A*, 116(1):55–75, 2009.
- [5] O. Bernardi and G. Chapuy. A bijection for covered maps, or a shortcut between Harer-Zagier’s and Jackson’s formulas. *J. Combin. Theory Ser. A*, 118(6):1718–1748, 2011.
- [6] O. Bernardi and É. Fusy. A master bijection for hypermaps, and its applications. In preparation (title subject to change).
- [7] O. Bernardi and É. Fusy. Unified bijections for irreducible maps. In preparation (title subject to change).
- [8] O. Bernardi and É. Fusy. Schnyder decompositions for regular plane graphs and application to drawing. To appear in *Algorithmica*, DOI 10.1007/s00453-011-9514-5, 2010.
- [9] O. Bernardi and É. Fusy. A bijection for triangulations, quadrangulations, pentagulations, etc. *J. Combin. Theory. Ser. A*, 119(1):218–244, 2012.
- [10] M. Bousquet-Mélou and A. Jehanne. Polynomial equations with one catalytic variable, algebraic series and map enumeration. *J. Combin. Theory Ser. B*, 96(5):623 – 672, 2006.
- [11] J. Bouttier, P. Di Francesco, and E. Guitter. Census of planar maps: from the one-matrix model solution to a combinatorial proof. *Nuclear Phys.*, B 645:477–499, 2002.
- [12] J. Bouttier, P. Di Francesco, and E. Guitter. Planar maps as labeled mobiles. *Electron. J. Combin.*, 11(1):R69, 2004.
- [13] É. Brézin, C. Itzykson, G. Parisi, and J.-B. Zuber. Planar diagrams. *Comm. Math. Phys.*, 59:35–51, 1978.
- [14] F. Chapoton. Sur le nombre d’intervalles dans les treillis de tamari. *Sém. Lothar. Combin.*, pages Art. B55f, 18 pp. (electronic), 2006.
- [15] R. Cori and B. Vauquelin. Planar maps are well labeled trees. *Canad. J. Math.*, 33(5):1023–1042, 1981.
- [16] B. Eynard. *Counting surfaces*. Birkhauser Verlag AG, Progress in Mathematical Physics, 2011.
- [17] Philippe Flajolet and Robert Sedgewick. *Analytic Combinatorics*. Cambridge University Press, New York, NY, USA, 2009.
- [18] É. Fusy. Transversal structures on triangulations: a combinatorial study and straight-line drawings. *Discrete Math.*, 309:1870–1894, 2009.

- [19] É. Fusy, D. Poulalhon, and G. Schaeffer. Dissections, orientations, and trees, with applications to optimal mesh encoding and to random sampling. *Transactions on Algorithms*, 4(2):Art. 19, 2008.
- [20] D.M. Jackson and T. Visentin. A character theoretic approach to embeddings of rooted maps in an orientable surface of given genus. *Trans. Amer. Math. Soc.*, 322:343–363, 1990.
- [21] D. Poulalhon and G. Schaeffer. A bijection for triangulations of a polygon with interior points and multiple edges. *Theoret. Comput. Sci.*, 307(2):385–401, 2003.
- [22] D. Poulalhon and G. Schaeffer. Optimal coding and sampling of triangulations. *Algorithmica*, 46(3-4):505–527, 2006.
- [23] G. Schaeffer. Bijective census and random generation of Eulerian planar maps with prescribed vertex degrees. *Electron. J. Combin.*, 4(1):# 20, 14 pp., 1997.
- [24] G. Schaeffer. *Conjugaison d'arbres et cartes combinatoires aléatoires*. PhD thesis, Université Bordeaux I, 1998.
- [25] W. T. Tutte. A census of planar triangulations. *Canad. J. Math.*, 14:21–38, 1962.
- [26] W. T. Tutte. A census of slicings. *Canad. J. Math.*, 14:708–722, 1962.
- [27] W. T. Tutte. A census of planar maps. *Canad. J. Math.*, 15:249–271, 1963.
- [28] T. R. S. Walsh and A. B. Lehman. Counting rooted maps by genus. III: Non-separable maps. *J. Combin. Theory Ser. B*, 18:222–259, 1975.