



HAL
open science

Systematic Review with Meta-Analyses of Randomized Trials on Isosorbide-Mononitrate Alone or With Beta-Blockers or Endoscopic Therapy for Esophageal Varices

Lise Lotte Gluud, Ebbe Langholz, Aleksander Krag

► **To cite this version:**

Lise Lotte Gluud, Ebbe Langholz, Aleksander Krag. Systematic Review with Meta-Analyses of Randomized Trials on Isosorbide-Mononitrate Alone or With Beta-Blockers or Endoscopic Therapy for Esophageal Varices. *Alimentary Pharmacology and Therapeutics*, 2010, 32 (7), pp.859. 10.1111/j.1365-2036.2010.04418.x . hal-00565916

HAL Id: hal-00565916

<https://hal.science/hal-00565916>

Submitted on 15 Feb 2011

HAL is a multi-disciplinary open access archive for the deposit and dissemination of scientific research documents, whether they are published or not. The documents may come from teaching and research institutions in France or abroad, or from public or private research centers.

L'archive ouverte pluridisciplinaire **HAL**, est destinée au dépôt et à la diffusion de documents scientifiques de niveau recherche, publiés ou non, émanant des établissements d'enseignement et de recherche français ou étrangers, des laboratoires publics ou privés.

**Systematic Review with Meta-Analyses of Randomized
Trials on Isosorbide-Mononitrate Alone or With Beta-
Blockers or Endoscopic Therapy for Esophageal Varices**

Journal:	<i>Alimentary Pharmacology & Therapeutics</i>
Manuscript ID:	APT-0303-2010.R1
Wiley - Manuscript type:	Systematic Review
Date Submitted by the Author:	30-Jun-2010
Complete List of Authors:	Gluud, Lise; Department of Internal Medicine Langholz, Ebbe; Department of Internal Medicine Krag, Aleksander; Department of Internal Medicine
Keywords:	Cirrhosis < Hepatology, Portal hypertension < Hepatology, Varices < Hepatology, Liver < Organ-based

1
2 **Systematic Review with Meta-Analyses of Randomized Trials on Isosorbide-**
3
4 **Mononitrate Alone or With Beta-Blockers or Endoscopic Therapy for Esophageal**
5
6 **Varices**

7
8 LL. Gluud,¹ E. Langholz,¹ A. Krag,^{1,2}
9

10
11
12 ¹Department of Internal Medicine, Copenhagen University Hospital Gentofte, Denmark,
13

14 ²Department of Medical Gastroenterology, Copenhagen University Hospital Hvidovre,
15
16 Denmark

17
18 **Correspondence:** Lise Lotte Gluud, M.D., Dm.Sc., Department of Internal Medicine,
19
20 Copenhagen University Hospital, Niels Andersens Vej 65, 2900 Hellerup, Denmark. E-
21
22 mail: liselottegluud@yahoo.dk; fax: +(45) 3977 7121
23
24
25
26
27
28
29
30
31
32
33
34
35
36
37
38
39
40
41
42
43
44
45
46
47
48
49
50
51
52
53
54
55
56
57
58
59
60

1
2 BACKGROUND

3
4 The evidence concerning the use of Isosorbide-Mononitrate (IsMn) for esophageal
5
6 varices is equivocal.

7
8 METHODS

9
10 Systematic review with meta-analyses of randomized trials on IsMn alone or with beta-
11
12 blockers or endoscopic therapy for esophageal varices. Electronic and manual
13
14 searches were combined. Randomized trials on primary and secondary prevention

15 were included. The primary outcome measure was mortality. Intention-to-treat random
16
17 effects meta-analyses were performed. The robustness of the results were assessed in
18
19 trial sequential analyses.

Deleted: Data on all patients randomized were sought and included in intention-to-treat random effects meta-analyses.

20
21 RESULTS

22
23 Ten randomized trials on primary and 17 on secondary prevention were included.
24
25 Evidence of bias was identified. No apparent effect of IsMn on mortality compared with
26
27 placebo or beta-blockers or IsMn plus beta-blockers versus beta-blockers was

Deleted: trials

Deleted: The treatment comparisons included IsMn alone or combined with beta-blockers versus placebo, beta-blockers, banding ligation, sclerotherapy, or transjugular intrahepatic portosystemic shunts. Clear evidence

28 identified. Compared with endoscopic therapy, IsMn plus beta-blockers had no
29
30 apparent effect on bleeding, but did seem to reduce mortality in secondary (RR 0.73,
31
32 95% CI 0.59-0.89), but not in primary prevention. The effect of IsMn plus beta-blockers

Deleted:

33
34 on mortality in secondary prevention was not confirmed in trial sequential analysis.

35
36 CONCLUSIONS

37
38 IsMn used alone or in combination with beta blockers does not seem to offer any
39
40 reduction in bleeding in the primary or secondary prevention of esophageal varices.

Deleted: Additional trials on IsMn plus beta-blockers versus beta-blockers are needed before any recommendations can be made. Future trials should only include the combined pharmacological treatment in the control group if a clear benefit of this treatment has been documented. ¶

41
42 Compared to endoscopic therapy, there may be a survival advantage to using IsMn
43
44 and beta-blockers, but additional large multicentre trials are needed to verify this
45
46 finding.

1
2 The prevalence of esophageal varices is about 50% among patients who are
3
4 diagnosed as having cirrhosis of the liver and at least two thirds of patients with
5
6 cirrhosis will develop esophageal or gastric varices.¹ The risk of bleeding once the
7
8 varices are developed, depends on the severity of the liver disease assessed by the
9
10 Child-Pugh class, the variceal size, severity of red color signs, and the portal
11
12 pressure.^{2,3} Without treatment, about one third of patients with esophageal varices will
13
14 experience their first bleeding episode within two years after the diagnosis is made.
15
16 The subsequent risk of rebleeding after one year is about 65% if treatment is not
17
18 initiated. Treatment with non-selective beta-blockers or endoscopic therapy reduces
19
20 the risk of bleeding considerably.^{4,5} Still, the prognosis remains poor. About 50% of
21
22 patients are non-responders to beta-blockers or cannot continue treatment due to
23
24 adverse effects.⁶ A meta-analysis of randomized trials on patients with esophageal
25
26 varices and no history of bleeding have found overall mortality rates of about 34% after
27
28 banding ligation and 27% after beta-blockers.⁷ Although both interventions appear to
29
30 reduce mortality compared with no treatment, the mortality rates suggest that
31
32 additional therapeutic options should be assessed. Isosorbide-mononitrate (IsMn) has
33
34 been suggested used alone or combined with beta-blockers.⁵ However, one
35
36 randomized trial found that IsMn increased the risk of bleeding compared with
37
38 placebo.⁸ Other randomized trials on IsMn versus beta-blockers or IsMn plus beta-
39
40 blockers versus beta-blockers or endoscopic therapy have reached equivocal
41
42 results.^{9,10} Recent meta-analyses including between four and 25 randomized trials
43
44 have found that the combination of endoscopic and pharmacological therapy with beta-
45
46 blockers alone or combined with IsMn may be more effective in reducing the risk of
47
48 rebleeding than either therapeutic option used alone.¹¹⁻¹³ No clear effect on mortality
49
50 was identified. The meta-analyses also found considerable inter-trial heterogeneity and

Deleted: severe.

1
2 some evidence of bias. Accordingly, we performed a systematic review of randomized
3
4 trials to evaluate the strength of the evidence on IsMn alone or in combination with
5
6 beta blockers or endoscopic therapy for the primary or secondary prevention of
7
8 bleeding in patients with esophageal varices.
9

Deleted: -

10 11 **METHODS**

12
13 The objective of the present review was to assess the effects of IsMn for patients with
14
15 esophageal varices and no previous bleeding (primary prevention) or previous variceal
16
17 bleeding (secondary prevention). Randomized trials were included irrespective of
18
19 publication status or language. The treatment comparisons assessed included IsMn
20
21 alone or with beta-blockers versus placebo, no intervention, beta-blockers, endoscopic
22
23 therapy (banding ligation or sclerotherapy), transjugular intrahepatic portosystemic
24
25 shunts (TIPS), or the combination of IsMn plus beta-blockers and endoscopic therapy.
26
27 The primary outcome measure was mortality. Secondary outcomes included upper
28
29 gastrointestinal bleeding, variceal bleeding, bleeding-related mortality, and adverse
30
31 events. The review is based on a protocol published in the Cochrane Library.
32
33

34
35 Eligible trials were identified through searches in The Cochrane Hepato-Biliary Group
36
37 Controlled Trials Register, The Cochrane Library, MEDLINE via PubMed and
38
39 SilverPlatter, EMBASE, and Science Citation Index Expanded . The last search update
40
41 was January 2010. The searches were performed with help from the Cochrane
42
43 Hepato-Biliary Group, Denmark and included the terms 'isosorbide-mononitrate' and
44
45 'varices', combined with a search strategy developed for the identification of
46
47 randomized trials
48
49 (http://www.mrw.interscience.wiley.com/cochrane/cochrane_clsystrev_crglist_fs.html).
50
51

1
2 Manual searches including scanning of reference lists in relevant papers, conference
3
4 proceedings, correspondence with experts, and online trial registers through
5
6 controlled-trials.com were also performed. Two authors (LG and AK) searched for
7
8 eligible trials and extracted data. The primary authors of the included trials were
9
10 contacted for additional information if data were not included in the published trial
11
12 reports.

13 14 15 16 **Methodological quality.**

17
18 Based on previous evidence the primary assessment of bias control focused on
19
20 randomization methods (allocation sequence generation and allocation
21
22 concealment).^{14,15} The allocation sequence generation was classified as adequate if
23
24 based on computer generated random numbers, a table of random numbers, or
25
26 similar. The allocation concealment was classified as adequate if patients were
27
28 randomized through a central independent unit, serially numbered indistinguishable
29
30 drug containers or bottles, serially numbered opaque sealed envelopes, or similar.
31
32 Additional measures of bias control included blinding (whether the trial was double or
33
34 single blind, whether patients, outcome assessors or other persons involved in the trial
35
36 were blinded, and whether the effect of blinding was assessed), handling of missing
37
38 outcome data, reporting of outcome measures (reporting bias), and other apparent
39
40 biases including sample size calculations and whether the preset sample size was
41
42 reached. The risk of reporting bias was assessed through comparisons between trial
43
44 protocols, abstracts, and full paper articles.

Deleted: included

Statistical analysis.

All analyses were performed in RevMan version 5 (The Nordic Cochrane Centre, Copenhagen, Denmark) and STATA version 10.0 (Stata Corp, Texas, USA). Analyses were performed using the intention-to-treat principle including all patients, irrespective of compliance or follow up. For patients with missing outcome data, carry forward of the last observed response was used. Due to expected clinical heterogeneity, all meta-analyses were performed using random effects models. Results were expressed as risk ratios (RR) with 95% confidence intervals (CI) and the degree of intertrial heterogeneity as I-square values (I^2). Meta-analyses of all outcome measures except adverse events were performed stratified for subgroups of trials on primary prevention and secondary prevention. The analyses of adverse events were performed without stratification for previous variceal bleeding. To estimate the potential influence of bias, the primary meta-analyses were repeated including only trials with adequate randomization. Regression analyses of funnel plot asymmetry were performed to assess the risk of bias (or small trial effects). Since we identified discrepancies between the number of patients and events in abstracts and full paper articles, we also performed post hoc analyses including data from the abstracts. We originally planned to perform multiple intervention comparison meta-analyses, but were unable to perform these analyses due to the limited number of trials. To account for multiple comparisons associated with the design of our review, we performed trial sequential analysis for statistically significant outcome measures with alpha set to 5% and power to 80%.¹⁶

RESULTS

Forty-nine of 451 potentially relevant references identified in the electronic and manual searches were retrieved for further assessment (**Figure 1**). Forty-five references

Formatted: Heading 2, None, Space Before: 0 pt, After: 0 pt, Line spacing: single, Don't keep with next

Formatted: Font: Not Bold

1
2 referred to randomized trials that fulfilled our inclusion criteria. One ongoing trial
3
4 (ISRCTN16334693) had to be excluded (data not yet available). In total, 27
5
6 randomized trials (described in 44 references) were included in our analyses.^{8-10,17-42}
7
8 Six trials were published in abstract form.^{21,26-28,33,35} Remaining trials were published
9
10 as full paper articles. One trial was translated from Chinese.³² Remaining trials were
11
12 published in English. The trials were performed in Argentina, China, Egypt, France,
13
14 Great Britain, India, Italy, Pakistan, Spain, and Taiwan. The maximum duration of
15
16 follow up ranged from 8 to 91 months (median 24 months). Ten trials assessed primary
17
18 prevention and remaining trials secondary prevention (**Table 1**). Patient characteristics
19
20 were reported in all full paper articles. In two trials 85 to 86% of included patients had
21
22 cirrhosis.^{34,40} The remaining trials only included patients with cirrhosis. The mean age
23
24 of included patients ranged from 51 to 66 years and the proportion of men from 53% to
25
26 85%. In one trial, all included patients had ascites.²⁹ In remaining trials, 16% to 67% of
27
28 included patients had ascites. The proportion of patients with large varices ranged from
29
30 36% to 100% in trials on primary prevention and from 77% to 100% in trials on
31
32 secondary prevention. The reported exclusion criteria included contraindications to
33
34 IsMn or beta-blockers (heart disease with aortic stenosis or atrioventricular block,
35
36 peripheral ischemic disease, or chronic pulmonary disease), chronic renal failure, and
37
38 malignant disease.

39
40
41 All trials used a parallel group design. The number of comparison groups was 2 in 21
42
43 trials, 3 in five trials, and 4 in one trial (**Table 1**). Trials on primary prevention assessed
44
45 IsMn versus placebo, beta-blockers, or banding ligation or IsMn plus beta-blockers
46
47 versus beta-blockers or banding ligation. Trials on secondary prevention assessed
48
49 IsMn plus beta-blockers alone or with banding ligation versus beta-blockers,
50

Deleted: 16-41

Deleted: 20,25-27,32,34

Deleted: 31

Deleted: 33,39

Deleted: 28

1
2 endoscopic therapy, or TIPS. The initial dose of IsMn ranged from 20 to 40 mg/day.
3
4 The dose was increased to a maximum of 40 to 80 mg/day. The mean dose
5
6 administered in the trials ranged from 30 to 73 mg/day. In trials on IsMn and beta-
7
8 blockers, IsMn was initiated after the maintenance dose of beta-blocker was achieved.
9
10 The beta-blockers assessed included nadolol and propranolol. The initial dose ranged
11
12 from 40 to 80 mg/day. In most trials, the dose was adjusted to achieve a resting heart
13
14 rate of about 55 to 60 beats per minute, a 20% to 25% reduction in the resting heart
15
16 rate, or a maximum of 160 to 240 mg/day if tolerated. The mean dose of beta-blockers
17
18 administered in the trials ranged from 40 mg to 125 mg/day. Most trials were initiated
19
20 after the introduction of multiple band ligation devices in 1995. Patients randomized to
21
22 endoscopic therapy with banding ligation or sclerotherapy initially underwent
23
24 endoscopy every two to four weeks until variceal eradication was achieved.
25
26 Subsequently, control endoscopy was performed monthly to every third month. In trials
27
28 with long term follow up, patients randomized to endoscopic therapy alone underwent
29
30 control endoscopy with about six months intervals. The TIPS procedure was performed
31
32 using radiologic/ultrasonographic guidance using wall-stent endoprosthesis. The
33
34 diameter was initially dilated to 8 mm in diameter and then to 10 mm if the portocaval
35
36 pressure gradient remained more than 12 mmHg.
37
38
39

40 **Methodological quality of included trials**

41
42 Randomization methods (allocation sequence generation and allocation concealment)
43
44 were classified as adequate in 17 trials (**Figure 2**). Two trials had adequate allocation
45
46 sequence generation, but unclear allocation concealment.^{34,40} In the remaining trials,
47
48 randomization methods were unclear. For two trials,^{27,38} there were considerable
49
50 differences between the characteristics of patients randomized to the treatment and
51
52
53
54
55
56
57
58
59
60

Deleted: 33,39

Deleted: 26,37

control groups (number of patients and proportion with large varices, respectively).

Adequate double blinding of patients and investigators using IsMn placebo was used in

six trials.^{8,9,20,23,25,26} One trial was described as single blind without specification of the method of blinding.²⁰ None of the trials assessed the effect of blinding.

Deleted: 19,22,24

Deleted: 19

Sample size calculations were reported for 18 trials.^{8-10,17,18,22-26,30,31,34,36-38,40,41} Two

trials performed simultaneously at one clinical site were terminated prematurely after

interim analysis of a similar study suggested that IsMn increases mortality in patients

with esophageal varices.^{25,26} Another trial, which was planned to include 352 patients,

was terminated due to low recruitment rates.³⁷ One single centre trial included 137

patients although the reported sample size calculation suggested that the planned size

was 120 patients.³⁴ The authors did not describe whether the trial was continued

beyond the planned size due to unexpectedly low event rates or for some other

reason.

Deleted: 16,

Deleted: 21-25,29

Deleted: 33,35-37,39

Deleted: 24,

Deleted: 36

Deleted: 33

Three trials were included in clinical trial registers.^{24,40,41} All trials were registered after

their completion date. Two trials described the same primary outcome measures in the

protocol and published report.^{24,40} The protocol for one trial defined rebleeding as the

primary outcome measure and complications as the secondary outcome measure.⁴¹ In

the published paper of the trial, the primary outcome measure was variceal rebleeding

and the secondary outcome was mortality. The protocol and published report for the

second trial defined upper gastrointestinal bleeding due to causes not related to portal

hypertension and adverse events requiring treatment discontinuation as the secondary

outcomes assessed.⁴⁰ An abstract describing the trial reported that the secondary

outcomes were complications of cirrhosis including encephalopathy, hepatorenal

Deleted: 23,39

Deleted: 23,39

Deleted: 40

Deleted: 39

1
2 syndrome, spontaneous bacterial peritonitis, and jaundice.⁴² The abstract also reported
3 that the number of patients randomized and the overall mortality rates in the treatment
4 and control group was 9/79 versus 5/92, respectively. In the full paper article the
5 numbers were 2/88 versus 3/89, respectively. The reason for the discrepancy including
6 the total number of patients randomized was not clear. There were no notable
7 differences between the abstracts and published reports of remaining trials.
8
9
10
11
12
13

Deleted: ⁴¹

17 Primary prevention

18
19 Ten trials on primary prevention reported mortality (**Figure 3**). No apparent effect of
20 IsMn was identified for the intervention comparisons assessed. No differences in
21 mortality were seen between IsMn and beta-blockers versus beta-blockers (49/277
22 versus 50/275; RR 0.95; 95% CI 0.68-1.32), or banding ligation (6/31 versus 8/30; RR
23 0.73; 95% CI 0.29-1.84). There was little evidence of intertrial heterogeneity (I^2 0%-
24 6%).
25
26
27
28

Deleted: No differences in mortality rates were seen between IsMn versus placebo (15/67 versus 9/66; RR 1.64; 95% CI 0.77-3.49), beta-blockers (77/261 versus 72/270; RR 1.11; 95% CI 0.84-1.47), or banding ligation (42/177 versus 72/270; RR 0.99; 95% CI 0.67-1.47). Likewise no

29
30
31
32 Two meta-analyses included trials with unclear randomization methods.^{20,21,33}

Deleted: Likewise, regression analyses of funnel plot asymmetry found little evidence of bias for IsMn versus beta-blockers ($P = 0.993$), IsMn versus banding ligation ($P = 0.107$), or IsMn plus beta-blockers versus beta-blockers ($P = 0.323$).

Deleted: ¹⁹Deleted: ³²

33
34 Excluding these trials from the meta-analyses did not change the overall conclusions.
35 Regression analyses of funnel plot asymmetry found little evidence of bias ($P = 0.323-$
36 0.993).
37
38
39
40

Deleted: After excluding these trials, no differences in mortality were seen between IsMn versus beta-blockers (RR 1.25; 95% CI 0.59-2.63) or IsMn versus banding ligation (RR 0.91; 95% CI 0.51-1.63)

41
42 Nine trials reported bleeding (**Figure 3**). IsMn increased the risk of bleeding compared
43 with placebo (RR 2.34; 95% CI 1.10-4.97) or banding ligation (RR 4.33; 95% CI 1.57-
44 11.92). There were no apparent differences between bleeding rates of patients
45 randomized to IsMn alone or with beta-blockers versus beta-blockers or banding
46
47
48
49
50

ligation. Considering the small number of trials and patient, we did not perform trial sequential analysis for this outcome measure.

Meta-analyses of variceal bleeding found a detrimental effect of IsMn compared with banding ligation (RR 3.31; 95% CI 1.01-10.84). There was no apparent difference in variceal bleeding for remaining treatment comparisons. (Table 2). No effects on bleeding-related mortality was seen for any of the treatment comparisons assessed.

Deleted: The statistical intertrial heterogeneity ranged from 0% to 31%. The trial on IsMn versus placebo

Deleted: report variceal bleeding (Table 2). A meta-

Deleted: of three trials reporting

Deleted: found that IsMn increased the risk

Deleted: . No beneficial or detrimental

Secondary Prevention

Sixteen trials on secondary prevention reported mortality in trials on IsMn plus beta-blockers alone or with endoscopic therapy (Figure 4). Random effects meta-analyses found that IsMn plus beta-blockers reduced mortality compared with endoscopic therapy (111/496 versus 137/502; RR 0.73; 95% CI 0.59-0.89; I^2 0%). The findings were confirmed in sensitivity analyses excluding trials on sclerotherapy (RR 0.69; 95% CI 0.55-0.88) and trials without adequate randomization methods (RR 0.76; 95% CI 0.62-0.95). No differences in mortality were seen between remaining intervention comparisons. Regression analyses revealed no clear evidence of bias ($P = 0.141$; 0.291).

Deleted: when including all trials

Deleted: (%) or after

Deleted: . No differences in mortality were seen between IsMn plus beta-blockers versus beta-blockers (RR 1.04; 95% CI 0.73-1.50), TIPS (RR 0.90; 95% CI 0.45-1.80), or IsMn plus beta-blockers

Deleted: banding ligation (RR 0.88; 95% CI 0.56-1.39) or between IsMn plus beta-blockers and banding ligation versus banding ligation (RR 0.86; 95% CI 0.38-1.94). After excluding trials with unclear

Deleted: , there was no apparent difference between IsMn plus beta-blockers versus beta-blockers (RR 1.34; 95% CI 0.81-2.21) whereas IsMn plus beta-blockers reduced mortality compared with endoscopic therapy

Deleted: IsMn plus beta-blockers versus beta-blockers

Deleted: and IsMn plus beta-blockers versus banding ligation $P =$

We performed a trial sequential analysis to assess the potential effect of the effect of IsMn plus beta-blockers versus endoscopic therapy on mortality. The a priori intervention effect and the control group event rate were based on the findings of the random effects meta-analysis. The analysis confirmed that the cumulated z-curve (the estimated intervention effect) crossed the traditional boundary of 5% significance. However, the z-curve did not cross the trial sequential monitoring boundary, implying

1
2
3
4
5
6
7
8
9
10
11
12
13
14
15
16
17
18
19
20
21
22
23
24
25
26
27
28
29
30
31
32
33
34
35
36
37
38
39
40
41
42
43
44
45
46
47
48
49
50
51
52
53
54
55
56
57
58
59
60

that there is no firm evidence of a survival benefit of IsMn plus beta-blockers when the analysis was adjusted for multiple testing.

Fifteen trials reported overall bleeding (**Figure 4**). The risk of bleeding was higher among patients randomized to IsMn plus beta-blockers compared with TIPS (22/44 versus 8/47, RR 2.94; 95% CI 1.46-5.90). No other differences in bleeding were seen for remaining treatment comparisons. IsMn plus beta-blockers increased the risk of variceal bleeding compared with banding ligation or TIPS (RR 1.61; 95% CI 1.14-2.27 and RR 3.03; 95% CI 1.31-6.98, **Table 2**). No differences in variceal bleeding were seen for the remaining treatment comparisons. The risk of bleeding related mortality did not differ for any of the treatment comparisons assessed.

Deleted: Only 13 trials reported variceal bleeding (**Table 2**). The

Deleted: was higher for patients randomized to IsMn plus beta-blockers

Deleted:) or TIPS (

Deleted: (**Table 2**).

Based on identified discrepancies between the published report and abstract for one of the included trials, we repeated our meta-analyses including data described in the abstract.^{40,42} These post hoc analyses did not change our overall conclusions.

Deleted: performed a post hoc analysis

Deleted: the

Deleted:^{39,41}

Deleted: The trial compared IsMn plus beta-blockers versus banding ligation versus banding ligation. No differences between the two treatment were seen for mortality (16/116 versus 13/131; RR 1.33; 95% CI 0.60-2.96) or bleeding (19/79 versus 20/92; RR 1.11; 95% CI 0.64-1.92).

Adverse events

A considerable number of adverse events were registered (**Table 3**). There was little evidence of intertrial heterogeneity (I^2 0% in all analyses). There was no clear difference between the total number of adverse events

Deleted: Although the definitions and the methods used to register adverse events varied in individual trials, there

compared with placebo (14/67 versus 7/66; RR 1.97; 95% CI 0.85-4.57) or beta-blockers (30/62 versus 26/66; RR 1.23; 95% CI 0.83-1.82). No differences in the number of withdrawals were seen between IsMn versus placebo (10/67 versus 3/66; RR 3.28; 95% CI 0.95-11.40) or beta-blockers (19/146 versus 32/156; RR 0.63; 95%

CI 0.38-1.05). Compared with beta-blockers, IsMn plus beta-blockers increased the total number of adverse events (96/251 versus 57/251; RR 1.65; 95% CI 1.25-2.17) and the number of withdrawals due to adverse events (49/322 versus 18/325; RR 2.60; 95% CI 1.55-4.38). IsMn used alone or with beta-blockers mainly increased the risk of headache, but was not clearly associated with the risk of hypotension (**Table 3**). As expected, the risk of developing hepatic encephalopathy was lower for patients randomized to IsMn plus beta-blockers compared with TIPS (6/44 versus 18/47; RR 0.36; 95% CI 0.16-0.81). The risk of ascites was not different for these two treatment groups (RR 1.07; 95% CI 0.16-7.26). Among patients randomized to banding ligation, 28 of 442 developed clinically relevant esophageal ulcers (RR 0.10; 95% CI 0.03-0.31) and 10 of 216 dysphagia (RR 0.12; 95% CI 0.02-0.68). One case of perforation of the esophagus and one case of glottis edema was registered following banding ligation.

One trial reported adverse events following sclerotherapy.¹⁷ Among 43 patients randomized to sclerotherapy, bleeding ulcers were seen for seven patients and esophageal strictures for 2 patients.

Deleted: to

Deleted: ¹⁶

DISCUSSION

The available evidence presented in this review suggests that IsMn used alone or in combination with beta-blockers has no effect on bleeding in primary or secondary prevention of esophageal varices. In secondary prevention, IsMn plus beta-blockers appeared to reduce mortality compared with endoscopic therapy. The potential improved survival benefit did seem related to a reduced risk of bleeding. The combined evidence does not support the use of IsMn for prevention of esophageal varices, but suggests that additional large randomized trials with long term follow up are warranted.

Deleted: present

Deleted: included data from 27 randomized trials on

Deleted: combined

Deleted: or endoscopic therapy for esophageal varices. The combined evidence does not support the use of IsMn as monotherapy. Likewise, the evidence on IsMn combined with beta-blockers is weak. The combined pharmacological therapy had

Deleted: clear

Deleted: mortality or

Deleted: , but seemed to increase the risk of adverse events.

Deleted: reduced

Deleted: alone, but had no clear effect on remaining outcome measures including overall or variceal bleeding. Whether the effect on mortality is

Deleted: beta-blockers or the combination of IsMn and beta-blockers remains to be established.

The need for additional trials is underlined by the identification of reporting bias.

Previous studies have found discrepancies between protocols and full paper articles

regarding the defined primary and secondary outcomes.⁴³ We found similar evidence

when comparing published protocols, abstracts and full paper articles. Abstracts often

report preliminary data, but may also indicate dropouts or withdrawals. We found

evidence of losses to follow up based on the comparison between the abstract and full

paper article for one of the included trials. Accordingly, performing intention-to-treat

analysis in systematic reviews without the original data may be difficult. Access to

individual patient data would also make subgroup analyses possible. Questions such

as the benefit of IsMn for patients with gastric as well as esophageal varices would

have been interesting to analyze. Unfortunately, the available data did not allow such

analyses to be done in a reliable manner.

The present review found that IsMn plus beta-blockers reduced mortality compared

with endoscopic therapy, but had no clear effect on overall bleeding. This suggests

that the medical therapy had beneficial effects not directly related to a reduced risk of

bleeding. For beta-blockers, non-hemodynamic effects such as protection against

infections may explain our findings.^{6,44,45}

The hemodynamic effects of the medical therapy are related to a reduction in the

hepatic venous pressure gradient (HVPG). Clinical studies found that the risk of

bleeding is considerably reduced when the HVPG is reduced to less than 12 mmHg or

by at least 20% compared with baseline values.⁴⁶ The effects of beta-blockers on the

portal venous inflow include a decrease in cardiac output and splanchnic

Deleted: ⁴²

Deleted: One

Deleted: trials in

Deleted: present review was registered three days before

Deleted: trial was submitted for publication.

Deleted: ^{3940,42} There were only few discrepancies between the protocol and published paper. However, an abstract describing the same trial revealed clear discrepancies in the outcomes, number of patients randomized, and number of events.⁴¹ The value of entering clinical trials in trial registries after their termination date is debatable. If the trial registration number is published along with the trial report, the date of registration should be noted. ¶

¶ One of the limitations of the present review is that we did not have the individual patient data. Although a number of authors provided us with additional information, we only had access to the published data for most trials. One of the included trials compared IsMn plus beta-blockers and banding ligation versus banding ligation alone.³⁸ A previously reported abstract describing the same trial suggested that there were several losses to follow up.⁴¹ The number of patients randomized to IsMn plus beta-blockers and banding ligation was higher in the published paper than in the abstract (88 and 79). Conversely, the number of patients randomized to banding ligation was lower in the paper than in the abstract (89 and 92). For both groups, the mortality rates were lower in the paper than in the abstract (combination therapy versus banding ligation full paper article 2/88 and 3/89 and abstract 9/79 and 5/92). Likewise, the bleeding rates were 14/88 versus 16/89 in the published paper and 19/79 versus 20/92 in the published paper. Including data from the abstract had no clear effect on our overall conclusions. Still, the identified discrepancies support the importance of assessing reporting biases when evaluating the results of clinical trials. ¶

Deleted: ⁴³,

Deleted: ⁴⁵

1 vasoconstriction. IsMn decreases the intra-hepatic resistance through vasodilatation.

2 The addition of IsMn to beta-blockers has a synergistic effect on the portal pressure,
3
4 but no additional effect on the collateral blood flow.⁴⁷ Therefore a combination may not
5
6 translate into a clinical effect on the risk of variceal bleeding.
7
8

9 Sample size calculations are an essential part of the planning of randomized trials.

10
11 When the calculation is not reported, the reader does not know whether the planned
12 sample size was reached or the trial terminated at an arbitrary time. Two of the trials in
13 the present review were terminated based on concurrent evidence from a concurrent
14 trial suggesting a detrimental effect of the interventions assessed.^{25,26} Another trial was
15 planned to include 352 patients, but was terminated after inclusion of 61 patients due
16 to low recruitment rates. Less than one third of included trials reported sample size
17 calculations or achieved the planned size. We cannot exclude that the total number of
18 patients in the individual subgroups was too low to determine intervention effects with
19 sufficient power. The combined considerations suggests that additional trials are
20 warranted before IsMn can be recommended for prevention in esophageal varices.
21
22
23
24
25
26
27
28
29
30
31
32
33
34
35
36
37
38
39
40
41
42
43
44
45
46
47
48
49
50
51
52
53
54
55
56
57
58
59
60

Deleted: ⁴⁶

Deleted: Likewise,

Deleted: reported sample size calculations are essential to the assessment of clinical trials. When sample size calculations are

Deleted: a sample size was performed, whether the required

Deleted: Alternatively, trials may be stopped prematurely based on the preliminary results or accumulating evidence from other trials. In

Deleted: , about one third of the included trials did not report sample size calculations. None of the included trials

Deleted: interim analyses

Deleted: benefit

Deleted: treatments

Deleted: ⁴⁷

Deleted: Two were terminated based on concurrent evidence from a trial suggesting a detrimental effect of the interventions assessed.

Deleted: ^{24,25,37} One trial was performed without preliminary sample size calculations since the authors expected recruitment rates would be insufficient.²⁸ The trial included 52 patients. Another trial was planned to include 352 patients, but was terminated after inclusion of 61 patients due to low recruitment rates.³⁶ The reported sample size calculation for one of the included single centre trials included 137 patients although the planned size was only 120 patients.³² The authors do not describe whether the trial was continued beyond the planned size due to unexpectedly low event rates or for some other reason. Accordingly, the total number of trials that reported sample size calculations and achieved the required sample size was lower than one third. The benefit of performing a systematic review is that the statistical power of the overall conclusions is increased. The limitation of the review process is that individual patient data are rarely available. Although we found no evidence of statistical heterogeneity, the inclusion criteria and trial settings suggested that clinical heterogeneity was present. Likewise, since we only had access to the published data from most trials, we were unable to ensure adequate bias control. Likewise, although we attempted to perform intention to treat analyses, based on the available data, we were unable to ensure that all patients randomized had actually been included in our analyses. These combined considerations support additional trials to assess the effect of IsMn for esophageal varices. ¶

CONFLICT OF INTEREST

Author contributions: study concept and design: L.Gluud and A. Krag. Data extraction, analysis and interpretation of data: L.Gluud, E. Langholz, A. Krag. Drafting of the review: L. Gluud. All authors have read and approved the paper.

Financial support: this study received no external funding

Potential competing interests: there were no conflicts of interest.

Formatted: Normal, Line spacing: single

For Peer Review

1
2
3
4
5
6
7
8
9
10
11
12
13
14
15
16
17
18
19
20
21
22
23
24
25
26
27
28
29
30
31
32
33
34
35
36
37
38
39
40
41
42
43
44
45
46
47
48
49
50
51
52
53
54
55
56
57
58
59
60

Table 1. Table of Included Randomized Trials

Trials on Pharmacological Therapy in Primary

Prevention

Garcia-Pagan et al⁸	IsMn versus placebo.
Angelico et al²⁰	IsMn versus propranolol.
Borroni et al²⁹	IsMn versus nadolol.
D'Amico et al²⁵	IsMn plus nadolol versus placebo plus nadolol.
Garcia-Pagan et al	IsMn plus propranolol versus placebo plus propranolol.
Merkel et al	IsMn plus nadolol versus placebo plus nadolol.
Deplano et al²⁷	IsMn plus nadolol versus nadolol.*

Trials on Pharmacological and Endoscopic Therapy in Primary Prevention

Wang et al³⁷	IsMn plus nadolol versus banding ligation.
Lui et al³⁰	IsMn versus propranolol versus banding ligation.
Abdelfattah et al²¹	IsMn versus propranolol versus banding ligation.*
Abulfutuh et al³³	IsMn versus propranolol versus

- Deleted: Trial ... [1]
- Deleted: Treatment compar ... [2]
- Formatted ... [2]
- Deleted: Abstract
- Formatted ... [3]
- Formatted ... [4]
- Deleted: Abdelfattah
- Field Code Changed ... [5]
- Formatted ... [6]
- Deleted: versus banding ligation ... [7]
- Deleted: Abulfutuh
- Field Code Changed ... [8]
- Deleted: ³²
- Formatted ... [9]
- Deleted: propranolol versus ... [10]
- Formatted ... [11]
- Formatted ... [12]
- Formatted ... [13]
- Deleted: Agrawal...²⁷²³ ... [14]
- Formatted ... [15]
- Deleted: banding ligation for ... [16]
- Formatted ... [17]
- Deleted: Deplano...²⁶⁹ ... [18]
- Formatted ... [19]
- Deleted: for primary prevention.
- Formatted ... [20]
- Deleted: Patti
- Field Code Changed ... [21]
- Deleted: ²⁵
- Formatted ... [22]
- Deleted: placebo plus
- Formatted ... [23]
- Deleted: for secondary prevention.
- Formatted ... [24]
- Deleted: Shiha
- Field Code Changed ... [25]
- Deleted: ³⁴... ... [26]
- Deleted: for secondary prevention.
- Deleted: Full paper articles ... [27]
- Field Code Changed ... [28]
- Deleted: ³⁸
- Formatted ... [29]
- Deleted: plus propranolol
- Formatted ... [30]
- Deleted: IsMn plus propranolol and
- Formatted ... [31]
- Deleted: versus banding ligation ... [32]
- Formatted ... [33]
- Deleted: Angelico
- Field Code Changed ... [34]
- Deleted: ¹⁹
- Formatted ... [35]
- Deleted: for primary prevention.

1
2
3
4
5
6
7
8
9
10
11
12
13
14
15
16
17
18
19
20
21
22
23
24
25
26
27
28
29
30
31
32
33
34
35
36
37
38
39
40
41
42
43
44
45
46
47
48
49
50
51
52
53
54
55
56
57
58
59
60

		banding ligation.*
<u>Trials on Pharmacological Therapy in Secondary Prevention</u>		
<u>Patti et al</u> ²⁶	IsMn plus nadolol versus placebo plus nadolol.*	
<u>Gournay et al</u>	IsMn plus propranolol versus propranolol.	
<u>Zhang et al</u> ³²	IsMn plus propranolol versus propranolol.	
<u>Trials on Pharmacological and Endoscopic Therapy in Primary Prevention</u>		
<u>Agrawal et al</u> ²⁸	IsMn plus propranolol versus banding ligation.*	
<u>Lo et al</u> ³⁸	IsMn plus nadolol versus banding ligation.	
<u>Patch et al</u>	IsMn plus propranolol versus banding ligation.	
<u>Sarin et al</u>	IsMn plus propranolol versus banding ligation.	
<u>Villanueva et al</u> ¹⁸	IsMn plus nadolol versus banding ligation.	
<u>Villanueva et al</u> ¹⁷	IsMn plus nadolol versus sclerotherapy.	

Formatted	...	[36]
Deleted: Borroni et al		
Deleted: IsMn versus nadolol	...	[37]
Formatted	...	[38]
Formatted	...	[39]
Deleted: D'Amico		
Deleted: ²⁴		
Formatted	...	[40]
Field Code Changed	...	[41]
Deleted: for primary prevention.		
Formatted	...	[42]
Deleted: Escorsell et al ²¹	...	[43]
Deleted: ²²¹⁰		
Formatted	...	[44]
Deleted: placebo plus		
Formatted	...	[45]
Deleted: for primary prevention.		
Formatted	...	[46]
Deleted: Garcia-Pagan et al ²	...	[47]
Field Code Changed	...	[48]
Deleted: ¹⁰		
Formatted	...	[49]
Deleted: for secondary prevention.		
Formatted	...	[50]
Deleted: Kumar		
Field Code Changed	...	[51]
Deleted: ³⁹		
Formatted	...	[52]
Deleted: and banding ligation		
Formatted	...	[53]
Deleted: for secondary prevention.		
Formatted	...	[54]
Formatted	...	[55]
Field Code Changed	...	[56]
Deleted: ³⁷		
Formatted	...	[57]
Formatted	...	[58]
Deleted: for secondary prevention.		
Formatted	...	[59]
Deleted: Lo		
Formatted	...	[60]
Deleted: ⁴⁰³¹		
Formatted	...	[61]
Deleted: nadolol		
Formatted	...	[62]
Deleted: IsMn plus nadolol and		
Formatted	...	[63]
Deleted: for secondary prevention.		
Formatted	...	[64]
Deleted: Lui... ²⁹³⁴	...	[65]
Formatted	...	[66]
Deleted: versus		
Formatted	...	[67]
Deleted: for primary prevention.		
Formatted	...	[68]
	...	[69]
Formatted	...	[70]
	...	[71]
Formatted	...	[72]
	...	[73]
Formatted	...	[74]
	...	[75]
	...	[76]
Formatted	...	[77]

1
2
3
4
5
6
7
8
9
10
11
12
13
14
15
16
17
18
19
20
21
22
23
24
25
26
27
28
29
30
31
32
33
34
35
36
37
38
39
40
41
42
43
44
45
46
47
48
49
50
51
52
53
54
55
56
57
58
59
60

Romero et al ³⁶	IsMn plus nadolol versus banding ligation plus sclerotherapy.	Deleted: ³⁵ Formatted: French (France) Deleted: for secondary prevention. Formatted: French (France)
Escorsell et al ²²	IsMn plus propranolol versus transjugular intrahepatic portosystemic shunt (TIPS) for secondary prevention.	Deleted: Sarin Deleted: ³³ Deleted: banding ligation
Garcia-Pagan et al	IsMn plus nadolol versus IsMn plus nadolol and banding ligation.	Deleted: Villanueva Deleted: ¹⁶²⁴ Formatted: French (France) Deleted: sclerotherapy for secondary prevention.
Lo et al	IsMn plus nadolol versus IsMn plus nadolol and banding ligation.	Formatted: French (France) Deleted: Villanueva Deleted: ¹⁷⁴¹
Kumar et al ⁴⁰	IsMn plus propranolol and banding ligation versus banding ligation.	Formatted: French (France) Formatted: French (France) Deleted: for secondary prevention Formatted: French (France) Deleted: Wang Field Code Changed
Shiha et al ³⁵	IsMn plus propranolol versus propranolol versus banding ligation.*	Deleted: ³⁶ Deleted: nadolol Deleted: for primary prevention.
Ahmad et al ³⁹	IsMn plus propranolol versus propranolol versus IsMn plus propranolol and banding ligation versus banding ligation for secondary prevention.	Deleted: Zhang Formatted: French (France) Field Code Changed Deleted: ³¹ Formatted Formatted Deleted: . Formatted: Font: Times New Roman

*Abstract

Table 2. Random-Effects Meta-Analyses on Variceal Bleeding and Bleeding-Related Mortality in Randomized Trials on Primary and Secondary Prevention.

Variceal bleeding in trials on primary prevention					
Treatment comparison	Exp*		Ctr*		RR (95% CI)
	n	N	n	N	
IsMn versus placebo	15	67	7	66	2.11 (0.92-4.84)
IsMn versus beta-blockers	44	181	33	193	1.41 (0.94-2.11)
IsMn versus banding ligation	28	124	7	88	2.82 (1.29-6.16)
IsMn plus beta-blockers versus beta-blockers	28	279	38	273	0.71 (0.45-1.13)
IsMn plus beta-blockers versus banding ligation	7	31	3	30	2.26 (0.64-7.93)
Bleeding-related mortality in meta-analyses of trials on primary prevention					
IsMn versus placebo	4	67	1	66	3.94 (0.45-34.33)
IsMn versus beta-blockers	12	146	12	152	1.04 (0.33-3.26)
IsMn versus banding ligation	1	62	2	44	0.35 (0.03-3.79)
IsMn plus beta-blockers versus beta-blockers	11	279	8	273	1.30 (0.52-3.25)
Variceal bleeding in meta-analyses of trials on secondary prevention					
IsMn plus beta-blockers versus beta-blockers	44	141	65	148	0.71 (0.52-0.96)
IsMn plus beta-blockers versus endoscopic therapy	146	445	133	449	1.07 (0.87-1.32)
IsMn plus beta-blockers alone or with banding ligation	60	173	38	177	1.61 (1.14-2.27)

1						
2	IsMn plus beta-blockers versus TIPS	17	44	6	47	3.03 (1.31-6.98)
3						
4	IsMn plus beta-blockers and banding ligation					
5		11	88	11	89	1.01 (0.46-2.21)
6	versus banding ligation					
7						
8						
9	Bleeding-related mortality in meta-analyses of trials on primary prevention					
10						
11	IsMn plus beta-blockers versus beta-blockers	13	99	13	100	1.01 (0.49-2.09)
12						
13	IsMn plus beta-blockers versus endoscopic					
14	therapy	22	299	26	298	0.87 (0.50-1.52)
15						
16						
17	IsMn plus beta-blockers alone or with banding					
18	ligation	11	138	5	140	1.95 (0.71-5.33)
19						
20						
21	IsMn plus beta-blockers versus TIPS	4	44	3	47	1.42 (0.34-6.01)
22						
23	IsMn plus beta-blockers and banding ligation					
24		4	79	1	92	4.66 (0.53-40.82)
25	versus banding ligation					
26						

*Number of events (n) and patients (N) in the experimental (exp) and control (group).

Table 3. Random Effects Meta-analyses on Adverse Events in Randomized Trials for Primary or Secondary Prevention in Esophageal Varices.

Treatment comparison	Exp		Ctr		RR (95% CI)
	n	N	n	N	
IsMn versus beta-blockers					
Ascites, 1 trial	12	57	10	61	1.28 (0.60-2.74)
Asthenia or dizziness, 3 trials	15	146	12	152	1.34 (0.66-2.74)
Diarrhea, 1 trial	3	62	0	66	7.44 (0.39-141.26)
Dyspnea, 2 trials	5	89	25	91	0.23 (0.10-0.54)
Heart failure, 1 trial	0	57	2	61	0.21 (0.01-4.36)
Hypotension2 trials	2	84	3	86	0.72 (0.14-3.65)
Impotence, 2 trials	0	84	2	86	0.33 (0.04-3.12)
Insomnia, 1 trial	4	62	3	66	1.42 (0.33-6.09)
Nausea, 1 trial	3	62	4	66	0.80 (0.19-3.42)
Poor memory, 1 trial	0	62	3	66	0.15 (0.01-2.88)
Headache, 1 trial	16	119	0	127	11.69 (1.21-113.15)
IsMn plus beta-blockers versus beta-blockers					
Ascites, 3 trials	29	155	23	152	1.23 (0.74-2.03)
Angina or stroke, 3 trials	5	251	2	250	1.94 (0.48-7.80)
Asthenia or dizziness, 3 trials	21	240	22	240	0.94 (0.53-1.67)
Bradycardia, 3 trials	4	256	7	262	0.67 (0.19-2.35)
Arrhythmia, 1 trial	1	30	0	27	2.71 (0.12-63.84)
Cutaneous reaction, 1 trial	0	175	4	174	0.11 (0.01-2.04)

Dyspnea, 2 trials	4	76	1	76	2.46 (0.33-18.12)
Hypotension, 1 trial	3	30	0	27	6.32 (0.34-117.09)
Hepatic encephalopathy, 1 trial	2	27	4	30	0.56 (0.11-2.80)
Impotence, 1 trial	0	46	1	49	0.35 (0.01-8.49)
Nausea, 1 trial	1	30	0	27	2.71 (0.12-63.84)
Raynaud, 1 trial	0	46	1	49	0.35 (0.01, 8.49)
Headache, 5 trials	56	385	17	363	2.92 (1.77-4.82)
IsMn plus beta-blockers versus endoscopic therapy					
Ascites, 2 trials	59	104	57	103	1.06 (0.85-1.32)
Asthenia or dizziness, 2 trials	14	161	0	155	9.04 (1.69-48.50)
Bradycardia, 2 trials	4	100	0	95	4.55 (0.53-39.28)
Dyspnea, 3 trials	8	160	0	165	6.43 (1.16-35.57)
Headache, 3 trials	16	174	0	174	9.86 (1.81-53.72)
Hypotension, 1 trial	5	51	0	51	11.00 (0.62, 193.90)
Hepatic encephalopathy, 1 trial	44	61	39	60	1.11 (0.87-1.41)
Impotence, 2 trials	2	100	0	95	2.87 (0.30-27.10)
Headache, 3 trials	16	174	0	174	9.86 (1.81-53.72)

*Number of events (n) and patients (N) in the experimental (exp) and control (group).

Reference List

1. [de Franchis R, Primignani M. Natural history of portal hypertension in patients with cirrhosis. *Clin Liver Dis* 2001;5:645-663.](#)
2. [Merkel C, Zoli M, Siringo S et al. Prognostic indicators of risk for first variceal bleeding in cirrhosis: a multicenter study in 711 patients to validate and improve the North Italian Endoscopic Club \(NIEC\) index. *Am J Gastroenterol* 2000;95:2915-2920.](#)
3. [D'Amico G, Pagliaro L, Bosch J. The treatment of portal hypertension: a meta-analytic review. *Hepatology* 1995;22:332-354.](#)
4. [Garcia-Tsao G, Sanyal AJ, Grace ND, Carey W. Prevention and management of gastroesophageal varices and variceal hemorrhage in cirrhosis. *Hepatology* 2007;46:922-938.](#)
5. [Garcia-Tsao G, Bosch J, Groszmann RJ. Portal hypertension and variceal bleeding--unresolved issues. Summary of an American Association for the study of liver diseases and European Association for the study of the liver single-topic conference. *Hepatology* 2008;47:1764-1772.](#)
6. [Thalheimer U, Bosch J, Burroughs AK. How to prevent varices from bleeding: shades of grey--the case for nonselective beta blockers. *Gastroenterology* 2007;133:2029-2036.](#)

Deleted: References

1. de Franchis R, Primignani M. Natural history of portal hypertension in patients with cirrhosis. *Clin Liver Dis* 2001;5:645-663.
2. Merkel C, Zoli M, Siringo S et al. Prognostic indicators of risk for first variceal bleeding in cirrhosis: a multicenter study in 711 patients to validate and improve the North Italian Endoscopic Club (NIEC) index. *Am J Gastroenterol* 2000;95:2915-2920.
3. D'Amico G, Pagliaro L, Bosch J. The treatment of portal hypertension: a meta-analytic review. *Hepatology* 1995;22:332-354.
4. Garcia-Tsao G, Sanyal AJ, Grace ND, Carey W. Prevention and management of gastroesophageal varices and variceal hemorrhage in cirrhosis. *Hepatology* 2007;46:922-938.
5. Garcia-Tsao G, Bosch J, Groszmann RJ. Portal hypertension and variceal bleeding--unresolved issues. Summary of an American Association for the study of liver diseases and European Association for the study of the liver single-topic conference. *Hepatology* 2008;47:1764-1772.
6. Thalheimer U, Bosch J, Burroughs AK. How to prevent varices from bleeding: shades of grey--the case for nonselective beta blockers. *Gastroenterology* 2007;133:2029-2036.
7. Gluud LL, Klingenberg S, Nikolova D, Gluud C. Banding ligation versus beta-blockers as primary prophylaxis in esophageal varices: systematic review of randomized trials. *Am J Gastroenterol* 2007;102:2842-2848.
8. Garcia-Pagan JC, Villanueva C, Vila MC et al. Isosorbide mononitrate in the prevention of first variceal bleed in patients who cannot receive beta-blockers. *Gastroenterology* 2001;121:908-914.
9. Merkel C, Marin R, Sacerdoti D et al. Long-term results of a clinical trial of nadolol with or without isosorbide mononitrate for primary prophylaxis of variceal bleeding in cirrhosis. *Hepatology* 2000;31:324-329.
10. Gournay J, Masliah C, Martin T, Perrin D, Galmiche JP. Isosorbide mononitrate and propranolol compared with propranolol alone for the prevention of variceal rebleeding. *Hepatology* 2000;31:1239-1245.
11. Gonzalez R, Zamora J, Gomez-Camarero J, Molinero LM, Banares R, Albillos A. Meta-analysis: Combination endoscopic and drug therapy to prevent variceal rebleeding. *Am J Gastroenterol* 2007;102:2842-2848.

Formatted: Danish

Formatted: Danish

Formatted: Danish

Formatted: Danish

1
2
3
4
5
6
7
8
9
10
11
12
13
14
15
16
17
18
19
20
21
22
23
24
25
26
27
28
29
30
31
32
33
34
35
36
37
38
39
40
41
42
43
44
45
46
47
48
49
50
51
52
53
54
55
56
57
58
59
60

7. Glud LL, Klingenberg S, Nikolova D, Glud C. Banding ligation versus beta-blockers as primary prophylaxis in esophageal varices: systematic review of randomized trials. *Am J Gastroenterol* 2007;102:2842-2848.

Formatted: Danish

Formatted: Danish

8. Garcia-Pagan JC, Villanueva C, Vila MC et al. Isosorbide mononitrate in the prevention of first variceal bleed in patients who cannot receive beta-blockers. *Gastroenterology* 2001;121:908-914.

Formatted: Danish

Formatted: Danish

9. Merkel C, Marin R, Sacerdoti D et al. Long-term results of a clinical trial of nadolol with or without isosorbide mononitrate for primary prophylaxis of variceal bleeding in cirrhosis. *Hepatology* 2000;31:324-329.

10. Gournay J, Masliah C, Martin T, Perrin D, Galmiche JP. Isosorbide mononitrate and propranolol compared with propranolol alone for the prevention of variceal rebleeding. *Hepatology* 2000;31:1239-1245.

11. Gonzalez R, Zamora J, Gomez-Camarero J, Molinero LM, Banares R, Albillos A. Meta-analysis: Combination endoscopic and drug therapy to prevent variceal rebleeding in cirrhosis. *Ann Intern Med* 2008;149:109-122.

12. Ravipati M, Katragadda S, Swaminathan PD, Molnar J, Zarling E. Pharmacotherapy plus endoscopic intervention is more effective than pharmacotherapy or endoscopy alone in the secondary prevention of esophageal variceal bleeding: a meta-analysis of randomized, controlled trials. *Gastrointest Endosc* 2009;70:658-664.

1
2
3
4
5
6
7
8
9
10
11
12
13
14
15
16
17
18
19
20
21
22
23
24
25
26
27
28
29
30
31
32
33
34
35
36
37
38
39
40
41
42
43
44
45
46
47
48
49
50
51
52
53
54
55
56
57
58
59
60

13. [Ding SH, Liu J, Wang JP. Efficacy of beta-adrenergic blocker plus 5-isosorbide mononitrate and endoscopic band ligation for prophylaxis of esophageal variceal rebleeding: a meta-analysis. *World J Gastroenterol* 2009;15:2151-2155.](#)

14. [Gluud LL. Bias in clinical intervention research. *Am J Epidemiol* 2006;163:493-501.](#)

Formatted: Danish

Formatted: Danish

15. [Wood L, Egger M, Gluud LL et al. Empirical evidence of bias in treatment effect estimates in controlled trials with different interventions and outcomes: meta-epidemiological study. *BMJ* 2008;336:601-605.](#)

Formatted: Danish

Formatted: Danish

16. [Wetterslev J, Thorlund K, Brok J, Gluud C. Trial sequential analysis may establish when firm evidence is reached in cumulative meta-analysis. *J Clin Epidemiol* 2008;61:64-75.](#)

Formatted: Danish

Formatted: Danish

17. [Villanueva C, Balanzo J, Novella MT et al. Nadolol plus isosorbide mononitrate compared with sclerotherapy for the prevention of variceal rebleeding. *N Engl J Med* 1996;334:1624-1629.](#)

Formatted: Danish

Formatted: Danish

Formatted: Danish

Formatted: Danish

18. [Villanueva C, Minana J, Ortiz J et al. Endoscopic ligation compared with combined treatment with nadolol and isosorbide mononitrate to prevent recurrent variceal bleeding. *N Engl J Med* 2001;345:647-655.](#)

Formatted: Danish

Formatted: Danish

Formatted: Danish

Formatted: Danish

19. [Villanueva C, Aracil C, Colomo A et al. Clinical trial: a randomized controlled study on prevention of variceal rebleeding comparing nadolol + ligation vs.](#)

Formatted: Danish

Formatted: Danish

1
2 hepatic venous pressure gradient-guided pharmacological therapy. *Aliment*
3 *Pharmacol Ther* 2009;29:397-408.

4
5
6
7
8 20. Angelico M, Carli L, Piat C, Gentile S, Capocaccia L. Effects of isosorbide-5-
9 mononitrate compared with propranolol on first bleeding and long-term survival
10 in cirrhosis. *Gastroenterology* 1997;113:1632-1639.

11
12
13
14
15 21. Abdelfattah MH, Rashed MA, Elfakhry AA, Soliman MA, Shiha GE. Endoscopic
16 variceal ligation versus pharmacologic treatment of primary prophylaxis of
17 variceal bleeding: a randomised study. *J Hepatol* 2001;44:S83.

18
19
20
21
22 22. Escorsell A, Banares R, Garcia-Pagan JC et al. TIPS versus drug therapy in
23 preventing variceal rebleeding in advanced cirrhosis: a randomized controlled
24 trial. *Hepatology* 2002;35:385-392.

25
26
27
28
29
30 23. Garcia-Pagan JC, Morillas R, Banares R et al. Propranolol plus placebo versus
31 propranolol plus isosorbide-5-mononitrate in the prevention of a first variceal
32 bleed: a double-blind RCT. *Hepatology* 2003;37:1260-1266.

33
34
35
36
37
38 24. Garcia-Pagan JC, Villanueva C, Albillos A et al. Nadolol plus isosorbide
39 mononitrate alone or associated with band ligation in the prevention of recurrent
40 bleeding: A multicenter randomized controlled trial. *Gut* 2009;58:1144-1150.

41
42
43
44
45 25. D'Amico G, Pasta L, Politi F et al. Isosorbide mononitrate with nadolol compared
46 to nadolol alone for prevention of the first bleeding in cirrhosis. A double-blind
47
48
49

1
2
3
4
5
6
7
8
9
10
11
12
13
14
15
16
17
18
19
20
21
22
23
24
25
26
27
28
29
30
31
32
33
34
35
36
37
38
39
40
41
42
43
44
45
46
47
48
49
50
51
52
53
54
55
56
57
58
59
60

placebo-controlled randomised trial. *Gastroenterology International* 2002;15:40-50.

26. Patti R, Pasta L, D'Amico G et al. Isosorbide mononitrate with nadolol compared to nadolol alone for prevention of recurrent bleeding in cirrhosis. A double blind placebo controlled randomized trial. Final report. *J Hepatol* 2001;34:63.

27. Deplano A, Careddu G, Reho A et al. The long-term variceal pressure response to nadolol alone vs. nadolol plus isosorbide mononitrate. *J Hepatol* 2001;34:53.

28. Agrawal SA, Gupta R, Murthy NS, Sarin SK. Comparable efficacy of propranolol plus isosorbide mononitrate and variceal ligation in prevention of variceal rebleed. *J Hepatol* 2002;36:178-179.

Formatted: Danish

Formatted: Danish

29. Borroni G, Salerno F, Cazzaniga M et al. Nadolol is superior to isosorbide mononitrate for the prevention of the first variceal bleeding in cirrhotic patients with ascites. *J Hepatol* 2002;37:315-321.

Formatted: Danish

Formatted: Danish

Formatted: Danish

Formatted: Danish

30. Lui HF, Stanley AJ, Forrest EH et al. Primary prophylaxis of variceal hemorrhage: a randomized controlled trial comparing band ligation, propranolol, and isosorbide mononitrate. *Gastroenterology* 2002;123:735-744.

Formatted: Danish

Formatted: Danish

31. Patch D, Sabin CA, Goulis J et al. A randomized, controlled trial of medical therapy versus endoscopic ligation for the prevention of variceal rebleeding in patients with cirrhosis. *Gastroenterology* 2002;123:1013-1019.

- 1
2
3
4
5
6
7
8
9
10
11
12
13
14
15
16
17
18
19
20
21
22
23
24
25
26
27
28
29
30
31
32
33
34
35
36
37
38
39
40
41
42
43
44
45
46
47
48
49
50
51
52
53
54
55
56
57
58
59
60
32. Zhang Q, Yuan R, Wang H. The randomized controlled trial of isosorbide mononitrate plus propranolol compared with propranolol alone for the prevention of variceal rebleeding. *Zhonghua Yi Xue Za Zhi* 2002;82:1157-1159.
33. Abulfutuh AR, Morsy A, Solyman AEG et al. Study of variceal band ligation, propranolol and isosorbide mononitrate in the prevention of the first variceal bleeding. *Gastroenterology* 2003;124:A780.
34. Sarin SK, Wadhawan M, Gupta R, Shahi H. Evaluation of endoscopic variceal ligation (EVL) versus propranolol plus isosorbide mononitrate/nadolol (ISMN) in the prevention of variceal rebleeding: comparison of cirrhotic and noncirrhotic patients. *Dig Dis Sci* 2005;50:1538-1547.
35. Shiha G, Menesy A, Seef S, Elfakhry AA, Khalek EA, Khalil N. Endoscopic ligation compared with propranolol and combined isosorbide mononitrates (ISMM) and propranolol to prevent recurrent variceal bleeding: A prospective randomised trial. *Gut* 2005;44:A6.
36. Romero G, Kravetz D, Argonz J et al. Comparative study between nadolol and 5-isosorbide mononitrate vs. endoscopic band ligation plus sclerotherapy in the prevention of variceal rebleeding in cirrhotic patients: a randomized controlled trial. *Aliment Pharmacol Ther* 2006;24:601-611.
37. Wang HM, Lo GH, Chen WC et al. Comparison of endoscopic variceal ligation and nadolol plus isosorbide-5-mononitrate in the prevention of first variceal bleeding in cirrhotic patients. *J Chin Med Assoc* 2006;69:453-460.

Formatted: Danish

Formatted: Danish

Formatted: Danish

Formatted: Danish

1
2
3
4
5
6
7
8
9
10
11
12
13
14
15
16
17
18
19
20
21
22
23
24
25
26
27
28
29
30
31
32
33
34
35
36
37
38
39
40
41
42
43
44
45
46
47
48
49
50
51
52
53
54
55
56
57
58
59
60

38. Lo GH, Chen WC, Lin CK et al. Improved survival in patients receiving medical therapy as compared with banding ligation for the prevention of esophageal variceal rebleeding. *Hepatology* 2008;48:580-587.

39. Ahmad I, Khan AA, Alam A, Butt AK, Shafqat F, Sarwar S. Propranolol, isosorbide mononitrate and endoscopic band ligation - alone or in varying combinations for the prevention of esophageal variceal rebleeding. *J Coll Physicians Surg Pak* 2009;19:283-286.

40. Kumar A, Jha SK, Sharma P et al. Addition of propranolol and isosorbide mononitrate to endoscopic variceal ligation does not reduce variceal rebleeding incidence. *Gastroenterology* 2009;137:892-901.

41. Lo GH, Chen WC, Chan HH et al. A randomized, controlled trial of banding ligation plus drug therapy versus drug therapy alone in the prevention of esophageal variceal rebleeding. *J Gastroenterol Hepatol* 2009;24:982-987.

42. Jha SK, Kumar A, Sharma BC, Sarin SK. Endoscopic Variceal Ligation (EVL) plus Propranolol (P) and Isosorbide Mononitrate (ISMN) versus EVL Alone in Secondary Prophylaxis of Variceal Bleeding: A Prospective RCT. *Hepatology* 2007;46:250A.

Formatted: Danish

Formatted: Danish

43. Dwan K, Altman DG, Arnaiz JA et al. Systematic review of the empirical evidence of study publication bias and outcome reporting bias. *PLoS One* 2008;3:e3081.

Formatted: Danish

Formatted: Danish

1
2
3 44. Bosch J, Berzigotti A, Garcia-Pagan JC, Abraldes JG. The management of
4 portal hypertension: rational basis, available treatments and future options. *J*
5 *Hepatol* 2008;48 Suppl 1:S68-S92.
6
7

8
9
10 45. Senzolo M, Cholongitas E, Burra P et al. Beta-Blockers protect against
11 spontaneous bacterial peritonitis in cirrhotic patients: a meta-analysis. *Liver Int*
12 2009;29:1189-1193.
13
14

Formatted: Danish

Formatted: Danish

15
16
17 46. Feu F, Garcia-Pagan JC, Bosch J et al. Relation between portal pressure
18 response to pharmacotherapy and risk of recurrent variceal haemorrhage in
19 patients with cirrhosis. *Lancet* 1995;346:1056-1059.
20
21
22

Formatted: Danish

Formatted: Danish

23
24
25 47. Garcia-Pagan JC, Feu F, Bosch J, Rodes J. Propranolol compared with
26 propranolol plus isosorbide-5-mononitrate for portal hypertension in cirrhosis. A
27 randomized controlled study. *Ann Intern Med* 1991;114:869-873.
28
29
30
31
32
33
34
35
36
37
38
39
40
41
42
43
44
45
46
47
48
49
50
51
52
53
54
55
56
57
58
59
60

Section/topic	#	Checklist item
TITLE		
Title	1	Identify the report as a systematic review, meta-analysis, or both.
ABSTRACT		
Structured summary	2	Provide a structured summary including, as applicable: background; objectives; de participants, and interventions; study appraisal and synthesis methods; results; lim implications of key findings; systematic review registration number.
INTRODUCTION		
Rationale	3	Describe the rationale for the review in the context of what is already known.
Objectives	4	Provide an explicit statement of questions being addressed with reference to parti outcomes, and study design (PICOS).
METHODS		
Protocol and registration	5	Indicate if a review protocol exists, if and where it can be accessed (e.g., Web ad registration information including registration number.
Eligibility criteria	6	Specify study characteristics (e.g., PICOS, length of follow-up) and report language, publication status) used as criteria for eligibility, giving rationale
Information sources	7	Describe all information sources (e.g., databases with dates of coverage, contact additional studies) in the search and date last searched.
Search	8	Present full electronic search strategy for at least one database, including any limi repeated.
Study selection	9	State the process for selecting studies (i.e., screening, eligibility, included in syste included in the meta-analysis).
Data collection process	10	Describe method of data extraction from reports (e.g., piloted forms, independent for obtaining and confirming data from investigators.
Data items	11	List and define all variables for which data were sought (e.g., PICOS, funding sour simplifications made.
Risk of bias in individual studies	12	Describe methods used for assessing risk of bias of individual studies (including s done at the study or outcome level), and how this information is to be used in any
Summary measures	13	State the principal summary measures (e.g., risk ratio, difference in means).
Synthesis of results	14	Describe the methods of handling data and combining results of studies, if done. i (e.g., I^2 for each meta-analysis.

Page 1 of 2

Section/topic	#	Checklist item
Risk of bias across studies	15	Specify any assessment of risk of bias that may affect the cumulative evidence (e. reporting within studies).
Additional analyses	16	Describe methods of additional analyses (e.g., sensitivity or subgroup analyses. m which were pre-specified.
RESULTS		
Study selection	17	Give numbers of studies screened, assessed for eligibility, and included in the revi each stage, ideally with a flow diagram.

Study characteristics	18	For each study, present characteristics for which data were extracted (e.g., study ; provide the citations.
Risk of bias within studies	19	Present data on risk of bias of each study and, if available, any outcome level assi
Results of individual studies	20	For all outcomes considered (benefits or harms), present, for each study: (a) simp intervention group (b) effect estimates and confidence intervals, ideally with a fore
Synthesis of results	21	Present results of each meta-analysis done, including confidence intervals and me
Risk of bias across studies	22	Present results of any assessment of risk of bias across studies (see Item 15).
Additional analysis	23	Give results of additional analyses, if done (e.g., sensitivity or subgroup analyses,
DISCUSSION		
Summary of evidence	24	Summarize the main findings including the strength of evidence for each main outi key groups (e.g., healthcare providers, users, and policy makers).
Limitations	25	Discuss limitations at study and outcome level (e.g., risk of bias), and at review-lev identified research, reporting bias).
Conclusions	26	Provide a general interpretation of the results in the context of other evidence, anc
FUNDING		
Funding	27	Describe sources of funding for the systematic review and other support (e.g., sup systematic review.

From: Moher D, Liberati A, Tetzlaff J, Altman DG, The PRISMA Group (2009). Preferred Reporting Items for Systematic Reviews and Meta-Analyses: The PRISMA Statement. PLoS Med 6(6): e1000097. doi:10.1371/journal.pmed1000097

For more information, visit: www.prisma-statement.org.

Formatted

Page 2 of 2

1
2
3 **Page 17: [1] Deleted** Lise Lotte 6/26/2010 6:03:00 PM

4
5 **Treatment comparison and patient characteristics**

6
7
8 **Page 17: [2] Formatted** Lise Lotte 6/26/2010 6:03:00 PM

9
10 Indent: Left: 0 pt

11
12
13 **Page 17: [3] Formatted** Unknown

14
15 Font: Not Bold

16
17
18 **Page 17: [4] Formatted** Lise Lotte 6/26/2010 6:03:00 PM

19
20 Normal, Space Before: Auto, After: Auto, Line spacing: single

21
22
23 **Page 17: [5] Change** Unknown

24
25 Field Code Changed

26
27
28 **Page 17: [6] Formatted** Lise Lotte 6/26/2010 6:03:00 PM

29
30 Normal, Space Before: Auto, After: Auto, Line spacing: single

31
32
33 **Page 17: [7] Deleted** Lise Lotte 6/26/2010 6:03:00 PM

34
35
36 versus banding ligation for primary prevention.

37
38
39
40
41
42 **Page 17: [8] Change** Unknown

43
44 Field Code Changed

45
46
47 **Page 17: [9] Formatted** Lise Lotte 6/26/2010 6:03:00 PM

48
49 French (France)

50
51
52 **Page 17: [10] Deleted** Lise Lotte 6/26/2010 6:03:00 PM

53
54
55 propranolol versus banding ligation for primary prevention.

56
57
58
59
60

1
2
3
4
5 **Page 17: [11] Formatted** **Lise Lotte** **6/26/2010 6:03:00 PM**

6
7 French (France)

8
9
10 **Page 17: [12] Formatted** **Lise Lotte** **6/26/2010 6:03:00 PM**

11
12 Normal, Space Before: Auto, After: Auto, Line spacing: single

13
14
15 **Page 17: [13] Formatted** **Lise Lotte** **6/26/2010 6:03:00 PM**

16
17 French (France)

18
19
20 **Page 17: [14] Deleted** **Lise Lotte** **6/26/2010 6:03:00 PM**

21
22 Agrawal

23
24
25 **Page 17: [14] Deleted** **Lise Lotte** **6/26/2010 6:03:00 PM**

26
27 2723

28
29
30 **Page 17: [15] Formatted** **Lise Lotte** **6/26/2010 6:03:00 PM**

31
32 Font: Arial, French (France)

33
34
35 **Page 17: [16] Deleted** **Lise Lotte** **6/26/2010 6:03:00 PM**

36
37
38 banding ligation for secondary prevention.

39
40
41
42
43
44 **Page 17: [17] Formatted** **Unknown**

45
46 French (France)

47
48
49 **Page 17: [18] Deleted** **Lise Lotte** **6/26/2010 6:03:00 PM**

50
51 Deplano

52
53
54 **Page 17: [18] Deleted** **Lise Lotte** **6/26/2010 6:03:00 PM**

55
56 269

1
2
3 **Page 17: [19] Formatted** **Lise Lotte** **6/26/2010 6:03:00 PM**

4
5 Font: Arial, French (France)

6
7
8 **Page 17: [19] Formatted** **Lise Lotte** **6/26/2010 6:03:00 PM**

9
10 Font: Arial, French (France)

11
12
13 **Page 17: [20] Formatted** **Unknown**

14
15 French (France)

16
17
18 **Page 17: [21] Change** **Unknown**

19
20 Field Code Changed

21
22
23 **Page 17: [22] Formatted** **Lise Lotte** **6/26/2010 6:03:00 PM**

24
25 Font: Arial, French (France)

26
27
28 **Page 17: [23] Formatted** **Lise Lotte** **6/26/2010 6:03:00 PM**

29
30 Font: Arial, French (France)

31
32
33 **Page 17: [24] Formatted** **Unknown**

34
35 French (France)

36
37
38 **Page 17: [25] Change** **Unknown**

39
40 Field Code Changed

41
42
43 **Page 17: [26] Deleted** **Lise Lotte** **6/26/2010 6:03:00 PM**

44
45 34

46
47
48 **Page 17: [26] Deleted** **Lise Lotte** **6/26/2010 6:03:00 PM**

49
50 plus propranolol

51
52
53
54
55
56
57 **Page 17: [27] Deleted** **Lise Lotte** **6/26/2010 6:03:00 PM**

58
59
60

Full paper articles

AhmadAbdelfattah et al³⁸²¹ IsMn plus propranolol versus propranolol versus IsMn plus propranolol and banding ligation versus banding ligation for secondary prevention.*

Page 17: [28] Change

Unknown

Field Code Changed

Page 17: [29] Formatted

Lise Lotte

6/26/2010 6:03:00 PM

French (France)

Page 17: [30] Formatted

Lise Lotte

6/26/2010 6:03:00 PM

French (France)

Page 17: [31] Formatted

Lise Lotte

6/26/2010 6:03:00 PM

French (France)

Page 17: [32] Deleted

Lise Lotte

6/26/2010 6:03:00 PM

versus banding ligation for secondary prevention

Page 17: [33] Formatted

Unknown

French (France)

Page 17: [34] Change

Unknown

Field Code Changed

Page 17: [35] Formatted

Lise Lotte

6/26/2010 6:03:00 PM

French (France)

Page 18: [36] Formatted

Lise Lotte

6/26/2010 6:03:00 PM

Font: Times New Roman, French (France)

Page 18: [37] Deleted Lise Lotte 6/26/2010 6:03:00 PM

IsMn versus nadolol for primary prevention.

Page 18: [38] Formatted Lise Lotte 6/26/2010 6:03:00 PM

Indent: Left: 0 pt

Page 18: [39] Formatted Lise Lotte 6/26/2010 6:03:00 PM

Font: Bold

Page 18: [40] Formatted Lise Lotte 6/26/2010 6:03:00 PM

French (France)

Page 18: [41] Change Unknown

Field Code Changed

Page 18: [42] Formatted Unknown

French (France)

Page 18: [43] Deleted Lise Lotte 6/26/2010 6:03:00 PM

Escorsell et al²¹ IsMn plus beta-blocker (propranolol)
versus transjugular intrahepatic
portosystemic shunt (TIPS) for
secondary prevention.

Garcia-Pagan et al⁸ IsMn versus placebo for primary
prevention.

Garcia-PaganGournay IsMn plus propranolol versus placebo plus

et al²²¹⁰ propranolol for primary prevention..

Page 18: [44] Formatted

Lise Lotte

6/26/2010 6:03:00 PM

French (France)

Page 18: [45] Formatted

Lise Lotte

6/26/2010 6:03:00 PM

French (France)

Page 18: [46] Formatted

Unknown

French (France)

Page 18: [47] Deleted

Lise Lotte

6/26/2010 6:03:00 PM

Garcia-Pagan et al²³ IsMn plus nadolol versus IsMn plus
nadolol and banding ligation for
secondary prevention.

GournayZhang et al¹⁰³² IsMn plus propranolol versus propranolol for
secondary prevention..

Page 18: [48] Change

Unknown

Field Code Changed

Page 18: [49] Formatted

Lise Lotte

6/26/2010 6:03:00 PM

French (France)

Page 18: [50] Formatted

Unknown

French (France)

Page 18: [51] Change

Unknown

Field Code Changed

Page 18: [52] Formatted

Lise Lotte

6/26/2010 6:03:00 PM

1
2
3 French (France)
4
5

6 **Page 18: [53] Formatted** **Lise Lotte** **6/26/2010 6:03:00 PM**
7

8 French (France)
9

10
11 **Page 18: [54] Formatted** **Unknown**
12

13 French (France)
14

15
16 **Page 18: [55] Formatted** **Lise Lotte** **6/26/2010 6:03:00 PM**
17

18 French (France)
19

20
21 **Page 18: [56] Change** **Unknown**
22

23 Field Code Changed
24
25

26
27 **Page 18: [57] Formatted** **Unknown**
28

29 French (France)
30

31
32 **Page 18: [58] Formatted** **Lise Lotte** **6/26/2010 6:03:00 PM**
33

34 French (France)
35

36
37 **Page 18: [59] Formatted** **Unknown**
38

39 French (France)
40

41
42 **Page 18: [60] Formatted** **Lise Lotte** **6/26/2010 6:03:00 PM**
43

44 French (France)
45

46
47 **Page 18: [61] Formatted** **Lise Lotte** **6/26/2010 6:03:00 PM**
48

49 French (France)
50

51
52 **Page 18: [62] Formatted** **Lise Lotte** **6/26/2010 6:03:00 PM**
53

54 French (France)
55

56
57 **Page 18: [63] Formatted** **Lise Lotte** **6/26/2010 6:03:00 PM**
58
59
60

1
2
3 French (France)
4
5

6 **Page 18: [64] Formatted** **Unknown**

7
8 French (France)
9

10
11 **Page 18: [65] Deleted** **Lise Lotte** **6/26/2010 6:03:00 PM**

12 Lui
13
14

15
16 **Page 18: [65] Deleted** **Lise Lotte** **6/26/2010 6:03:00 PM**

17 2934
18
19

20
21 **Page 18: [66] Formatted** **Lise Lotte** **6/26/2010 6:03:00 PM**

22 French (France)
23
24

25
26 **Page 18: [67] Formatted** **Lise Lotte** **6/26/2010 6:03:00 PM**

27 French (France)
28
29

30
31 **Page 18: [68] Formatted** **Unknown**

32 French (France)
33
34

35
36 **Page 18: [69] Deleted** **Lise Lotte** **6/26/2010 6:03:00 PM**

37 Merkel
38
39

40
41 **Page 18: [69] Deleted** **Lise Lotte** **6/26/2010 6:03:00 PM**

42 9
43
44

45
46 **Page 18: [70] Formatted** **Lise Lotte** **6/26/2010 6:03:00 PM**

47 French (France)
48
49

50
51 **Page 18: [71] Deleted** **Lise Lotte** **6/26/2010 6:03:00 PM**

52 placebo plus nadolol for primary prevention.
53
54
55
56
57
58
59
60

1
2
3
4
5
6
7
8
9
10
11
12
13
14
15
16
17
18
19
20
21
22
23
24
25
26
27
28
29
30
31
32
33
34
35
36
37
38
39
40
41
42
43
44
45
46
47
48
49
50
51
52
53
54
55
56
57
58
59
60

Page 18: [72] Formatted	Unknown	
-------------------------	---------	--

French (France)

Page 18: [73] Deleted	Lise Lotte	6/26/2010 6:03:00 PM
-----------------------	------------	----------------------

Patch

Page 18: [73] Deleted	Lise Lotte	6/26/2010 6:03:00 PM
-----------------------	------------	----------------------

30

Page 18: [74] Formatted	Lise Lotte	6/26/2010 6:03:00 PM
-------------------------	------------	----------------------

French (France)

Page 18: [75] Formatted	Lise Lotte	6/26/2010 6:03:00 PM
-------------------------	------------	----------------------

French (France)

Page 18: [76] Deleted	Lise Lotte	6/26/2010 6:03:00 PM
-----------------------	------------	----------------------

banding ligation for secondary prevention.

Page 18: [77] Formatted	Unknown	
-------------------------	---------	--

French (France)

Page 24: [78] Deleted	Lise Lotte	6/26/2010 6:03:00 PM
-----------------------	------------	----------------------

References

1. de Franchis R, Primignani M. Natural history of portal hypertension in patients with cirrhosis. *Clin Liver Dis* 2001;5:645-663.

- 1
2
3
4
5
6
7
8
9
10
11
12
13
14
15
16
17
18
19
20
21
22
23
24
25
26
27
28
29
30
31
32
33
34
35
36
37
38
39
40
41
42
43
44
45
46
47
48
49
50
51
52
53
54
55
56
57
58
59
60
2. Merkel C, Zoli M, Siringo S et al. Prognostic indicators of risk for first variceal bleeding in cirrhosis: a multicenter study in 711 patients to validate and improve the North Italian Endoscopic Club (NIEC) index. *Am J Gastroenterol* 2000;95:2915-2920.
3. D'Amico G, Pagliaro L, Bosch J. The treatment of portal hypertension: a meta-analytic review. *Hepatology* 1995;22:332-354.
4. Garcia-Tsao G, Sanyal AJ, Grace ND, Carey W. Prevention and management of gastroesophageal varices and variceal hemorrhage in cirrhosis. *Hepatology* 2007;46:922-938.
5. Garcia-Tsao G, Bosch J, Groszmann RJ. Portal hypertension and variceal bleeding--unresolved issues. Summary of an American Association for the study of liver diseases and European Association for the study of the liver single-topic conference. *Hepatology* 2008;47:1764-1772.
6. Thalheimer U, Bosch J, Burroughs AK. How to prevent varices from bleeding: shades of grey--the case for nonselective beta blockers. *Gastroenterology* 2007;133:2029-2036.
7. Gluud LL, Klingenberg S, Nikolova D, Gluud C. Banding ligation versus beta-blockers as primary prophylaxis in esophageal varices: systematic review of randomized trials. *Am J Gastroenterol* 2007;102:2842-2848.

- 1
2
3
4
5
6
7
8
9
10
11
12
13
14
15
16
17
18
19
20
21
22
23
24
25
26
27
28
29
30
31
32
33
34
35
36
37
38
39
40
41
42
43
44
45
46
47
48
49
50
51
52
53
54
55
56
57
58
59
60
8. Garcia-Pagan JC, Villanueva C, Vila MC et al. Isosorbide mononitrate in the prevention of first variceal bleed in patients who cannot receive beta-blockers. *Gastroenterology* 2001;121:908-914.
9. Merkel C, Marin R, Sacerdoti D et al. Long-term results of a clinical trial of nadolol with or without isosorbide mononitrate for primary prophylaxis of variceal bleeding in cirrhosis. *Hepatology* 2000;31:324-329.
10. Gournay J, Masliah C, Martin T, Perrin D, Galmiche JP. Isosorbide mononitrate and propranolol compared with propranolol alone for the prevention of variceal rebleeding. *Hepatology* 2000;31:1239-1245.
11. Gonzalez R, Zamora J, Gomez-Camarero J, Molinero LM, Banares R, Albillos A. Meta-analysis: Combination endoscopic and drug therapy to prevent variceal rebleeding in cirrhosis. *Ann Intern Med* 2008;149:109-122.
12. Ravipati M, Katragadda S, Swaminathan PD, Molnar J, Zarling E. Pharmacotherapy plus endoscopic intervention is more effective than pharmacotherapy or endoscopy alone in the secondary prevention of esophageal variceal bleeding: a meta-analysis of randomized, controlled trials. *Gastrointest Endosc* 2009;70:658-664.

- 1
2
3
4
5
6
7
8
9
10
11
12
13
14
15
16
17
18
19
20
21
22
23
24
25
26
27
28
29
30
31
32
33
34
35
36
37
38
39
40
41
42
43
44
45
46
47
48
49
50
51
52
53
54
55
56
57
58
59
60
13. Ding SH, Liu J, Wang JP. Efficacy of beta-adrenergic blocker plus 5-isosorbide mononitrate and endoscopic band ligation for prophylaxis of esophageal variceal rebleeding: a meta-analysis. *World J Gastroenterol* 2009;15:2151-2155.
 14. Gluud LL. Bias in clinical intervention research. *Am J Epidemiol* 2006;163:493-501.
 15. Wood L, Egger M, Gluud LL et al. Empirical evidence of bias in treatment effect estimates in controlled trials with different interventions and outcomes: meta-epidemiological study. *BMJ* 2008;336:601-605.
 16. Villanueva C, Balanzo J, Novella MT et al. Nadolol plus isosorbide mononitrate compared with sclerotherapy for the prevention of variceal rebleeding. *N Engl J Med* 1996;334:1624-1629.
 17. Villanueva C, Minana J, Ortiz J et al. Endoscopic ligation compared with combined treatment with nadolol and isosorbide mononitrate to prevent recurrent variceal bleeding. *N Engl J Med* 2001;345:647-655.
 18. Villanueva C, Aracil C, Colomo A et al. Clinical trial: a randomized controlled study on prevention of variceal rebleeding comparing nadolol + ligation vs. hepatic venous pressure gradient-guided pharmacological therapy. *Aliment Pharmacol Ther* 2009;29:397-408.

- 1
2
3
4
5
6
7
8
9
10
11
12
13
14
15
16
17
18
19
20
21
22
23
24
25
26
27
28
29
30
31
32
33
34
35
36
37
38
39
40
41
42
43
44
45
46
47
48
49
50
51
52
53
54
55
56
57
58
59
60
19. Angelico M, Carli L, Piat C, Gentile S, Capocaccia L. Effects of isosorbide-5-mononitrate compared with propranolol on first bleeding and long-term survival in cirrhosis. *Gastroenterology* 1997;113:1632-1639.
20. Abdelfattah MH, Rashed MA, Elfakhry AA, Soliman MA, Shiha GE. Endoscopic variceal ligation versus pharmacologic treatment of primary prophylaxis of variceal bleeding: a randomised study. *J Hepatol* 2001;44:S83.
21. Escorsell A, Banares R, Garcia-Pagan JC et al. TIPS versus drug therapy in preventing variceal rebleeding in advanced cirrhosis: a randomized controlled trial. *Hepatology* 2002;35:385-392.
22. Garcia-Pagan JC, Morillas R, Banares R et al. Propranolol plus placebo versus propranolol plus isosorbide-5-mononitrate in the prevention of a first variceal bleed: a double-blind RCT. *Hepatology* 2003;37:1260-1266.
23. Garcia-Pagan JC, Villanueva C, Albillos A et al. Nadolol plus isosorbide mononitrate alone or associated with band ligation in the prevention of recurrent bleeding: A multicenter randomized controlled trial. *Gut* 2009;58:1144-1150.
24. D'Amico G, Pasta L, Politi F et al. Isosorbide mononitrate with nadolol compared to nadolol alone for prevention of the first bleeding in cirrhosis.

- 1
2
3 A double-blind placebo-controlled randomised trial. *Gastroenterology*
4
5
6 *International* 2002;15:40-50.
7
8
9
- 10 **25.** Patti R, Pasta L, D'Amico G et al. Isosorbide mononitrate with nadolol
11 compared to nadolol alone for prevention of recurrent bleeding in cirrhosis.
12 A double blind placebo controlled randomized trial. Final report. *J Hepatol*
13
14 2001;34:63.
15
16
17
18
19
- 20
21 **26.** Deplano A, Careddu G, Reho A et al. The long-term variceal pressure
22 response to nadolol alone vs. nadolol plus isosorbide mononitrate. *J*
23
24 *Hepatol* 2001;34:53.
25
26
27
28
29
- 30
31 **27.** Agrawal SA, Gupta R, Murthy NS, Sarin SK. Comparable efficacy of
32 propranolol plus isosorbide mononitrate and variceal ligation in prevention
33 of variceal rebleed. *J Hepatol* 2002;36:178-179.
34
35
36
37
38
39
- 40 **28.** Borroni G, Salerno F, Cazzaniga M et al. Nadolol is superior to isosorbide
41 mononitrate for the prevention of the first variceal bleeding in cirrhotic
42 patients with ascites. *J Hepatol* 2002;37:315-321.
43
44
45
46
47
48
- 49 **29.** Lui HF, Stanley AJ, Forrest EH et al. Primary prophylaxis of variceal
50 hemorrhage: a randomized controlled trial comparing band ligation,
51 propranolol, and isosorbide mononitrate. *Gastroenterology* 2002;123:735-
52
53 744.
54
55
56
57
58
59
60

- 1
2
3
4
5
6
7
8
9
10
11
12
13
14
15
16
17
18
19
20
21
22
23
24
25
26
27
28
29
30
31
32
33
34
35
36
37
38
39
40
41
42
43
44
45
46
47
48
49
50
51
52
53
54
55
56
57
58
59
60
- 30.** Patch D, Sabin CA, Goulis J et al. A randomized, controlled trial of medical therapy versus endoscopic ligation for the prevention of variceal rebleeding in patients with cirrhosis. *Gastroenterology* 2002;123:1013-1019.
- 31.** Zhang Q, Yuan R, Wang H. The randomized controlled trial of isosorbide mononitrate plus propranolol compared with propranolol alone for the prevention of variceal rebleeding. *Zhonghua Yi Xue Za Zhi* 2002;82:1157-1159.
- 32.** Abulfutuh AR, Morsy A, Solyman AEG et al. Study of variceal band ligation, propranolol and isosorbide mononitrate in the prevention of the first variceal bleeding. *Gastroenterology* 2003;124:A780.
- 33.** Sarin SK, Wadhawan M, Gupta R, Shahi H. Evaluation of endoscopic variceal ligation (EVL) versus propranolol plus isosorbide mononitrate/nadolol (ISMN) in the prevention of variceal rebleeding: comparison of cirrhotic and noncirrhotic patients. *Dig Dis Sci* 2005;50:1538-1547.
- 34.** Shiha G, Menesy A, Seef S, Elfakhry AA, Khalek EA, Khalil N. Endoscopic ligation compared with propranolol and combined isosorbide mononitrates (ISMM) and propranolol to prevent recurrent variceal bleeding: A prospective randomised trial. *Gut* 2005;44:A6.

- 1
2
3
4
5
6
7
8
9
10
11
12
13
14
15
16
17
18
19
20
21
22
23
24
25
26
27
28
29
30
31
32
33
34
35
36
37
38
39
40
41
42
43
44
45
46
47
48
49
50
51
52
53
54
55
56
57
58
59
60
- 35.** Romero G, Kravetz D, Argonz J et al. Comparative study between nadolol and 5-isosorbide mononitrate vs. endoscopic band ligation plus sclerotherapy in the prevention of variceal rebleeding in cirrhotic patients: a randomized controlled trial. *Aliment Pharmacol Ther* 2006;24:601-611.
- 36.** Wang HM, Lo GH, Chen WC et al. Comparison of endoscopic variceal ligation and nadolol plus isosorbide-5-mononitrate in the prevention of first variceal bleeding in cirrhotic patients. *J Chin Med Assoc* 2006;69:453-460.
- 37.** Lo GH, Chen WC, Lin CK et al. Improved survival in patients receiving medical therapy as compared with banding ligation for the prevention of esophageal variceal rebleeding. *Hepatology* 2008;48:580-587.
- 38.** Ahmad I, Khan AA, Alam A, Butt AK, Shafqat F, Sarwar S. Propranolol, isosorbide mononitrate and endoscopic band ligation - alone or in varying combinations for the prevention of esophageal variceal rebleeding. *J Coll Physicians Surg Pak* 2009;19:283-286.
- 39.** Kumar A, Jha SK, Sharma P et al. Addition of propranolol and isosorbide mononitrate to endoscopic variceal ligation does not reduce variceal rebleeding incidence. *Gastroenterology* 2009;137:892-901.
- 40.** Lo GH, Chen WC, Chan HH et al. A randomized, controlled trial of banding ligation plus drug therapy versus drug therapy alone in the

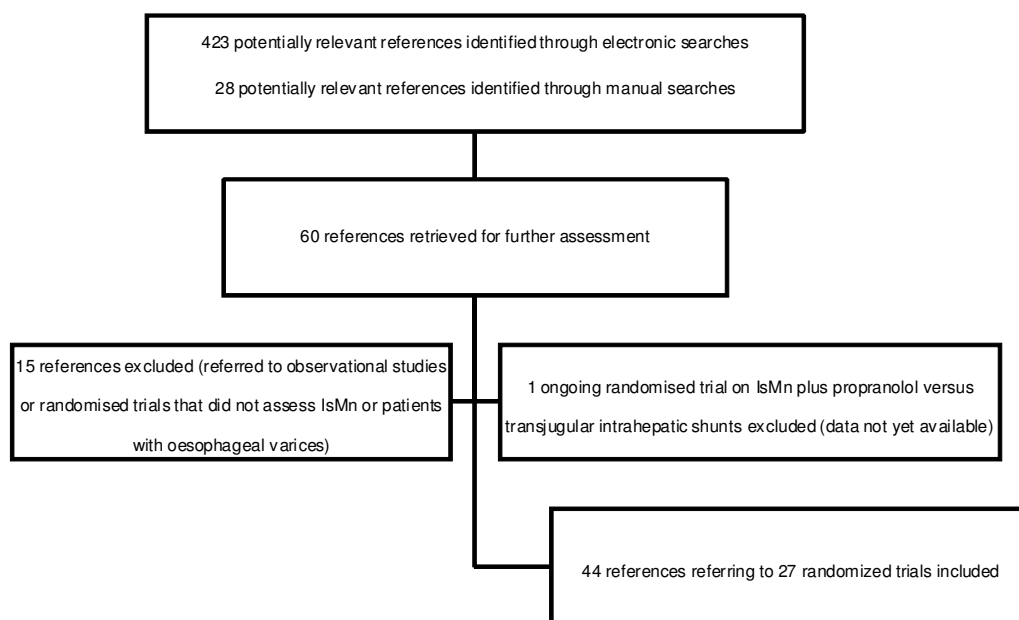
1
2
3 prevention of esophageal variceal rebleeding. *J Gastroenterol Hepatol*
4
5 2009;24:982-987.
6
7

- 8
9
10 **41.** Jha SK, Kumar A, Sharma BC, Sarin SK. Endoscopic Variceal Ligation
11
12 (EVL) plus Propranolol (P) and Isosorbide Mononitrate (ISMN) versus EVL
13
14 Alone in Secondary Prophylaxis of Variceal Bleeding: A Prospective RCT.
15
16 *Hepatology* 2007;46:250A.
17
18
19
20
21 **42.** Dwan K, Altman DG, Arnaiz JA et al. Systematic review of the empirical
22
23 evidence of study publication bias and outcome reporting bias. *PLoS One*
24
25 2008;3:e3081.
26
27
28
29
30
31 **43.** Bosch J, Berzigotti A, Garcia-Pagan JC, Abraldes JG. The management
32
33 of portal hypertension: rational basis, available treatments and future
34
35 options. *J Hepatol* 2008;48 Suppl 1:S68-S92.
36
37
38
39
40 **44.** Senzolo M, Cholongitas E, Burra P et al. Beta-Blockers protect against
41
42 spontaneous bacterial peritonitis in cirrhotic patients: a meta-analysis.
43
44 *Liver Int* 2009;29:1189-1193.
45
46
47
48
49 **45.** Feu F, Garcia-Pagan JC, Bosch J et al. Relation between portal pressure
50
51 response to pharmacotherapy and risk of recurrent variceal haemorrhage
52
53 in patients with cirrhosis. *Lancet* 1995;346:1056-1059.
54
55
56
57
58
59
60

- 1
2
3
4
5
6
7
8
9
10
11
12
13
14
15
16
17
18
19
20
21
22
23
24
25
26
27
28
29
30
31
32
33
34
35
36
37
38
39
40
41
42
43
44
45
46
47
48
49
50
51
52
53
54
55
56
57
58
59
60
46. Garcia-Pagan JC, Feu F, Bosch J, Rodes J. Propranolol compared with propranolol plus isosorbide-5-mononitrate for portal hypertension in cirrhosis. A randomized controlled study. *Ann Intern Med* 1991;114:869-873.
47. Briel M, Lane M, Montori VM et al. Stopping randomized trials early for benefit: a protocol of the Study Of Trial Policy Of Interim Truncation-2 (STOPIT-2). *Trials* 2009;10:49.

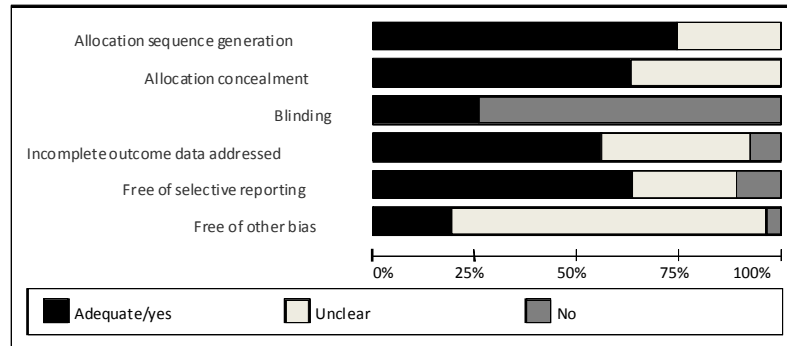
.....Page Break.....

Figure 1 Flow chart of trials



Page Break

Figure 2 Bias assessment of randomized trials

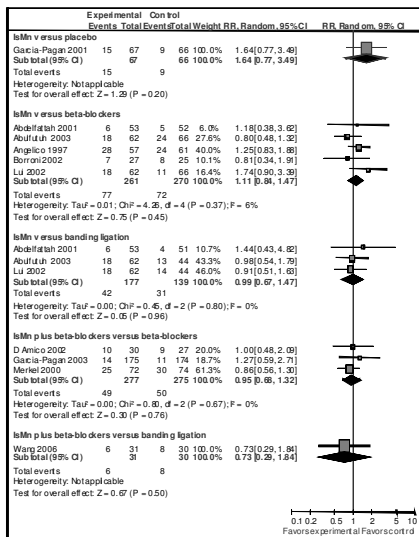


Review

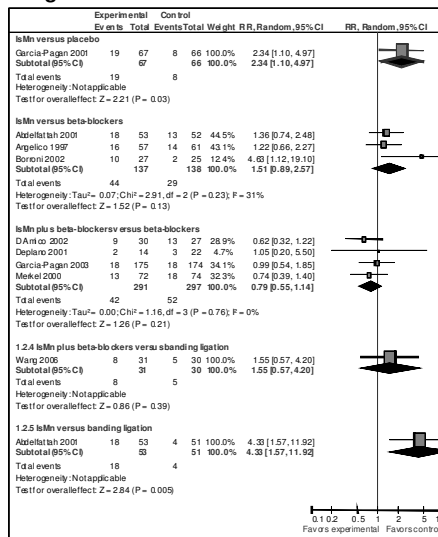
1
2
3
4
5
6
7
8
9
10
11
12
13
14
15
16
17
18
19
20
21
22
23
24
25
26
27
28
29
30
31
32
33
34
35
36
37
38
39
40
41
42
43
44
45
46
47
48
49
50
51
52
53
54
55
56
57
58
59
60

Figure 3 Random effect meta-analyses of randomized trials on IsMn alone or with beta-blockers or endoscopic therapy for primary prevention in variceal bleeding

Mortality



Bleeding

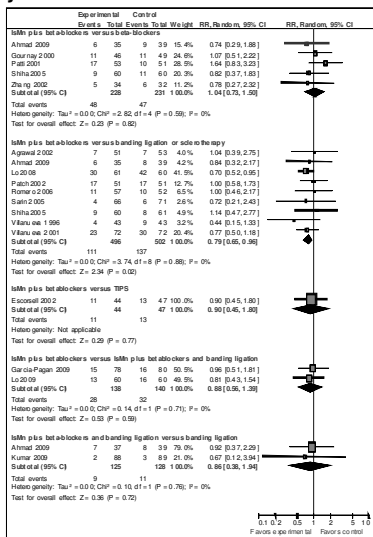


Review

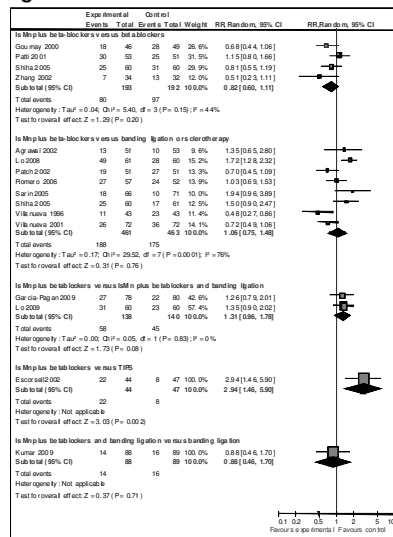
Page Break

Figure 4 Random effect meta-analyses of randomized trials on IsMn alone or with beta-blockers or endoscopic therapy for secondary prevention in variceal bleeding

Mortality

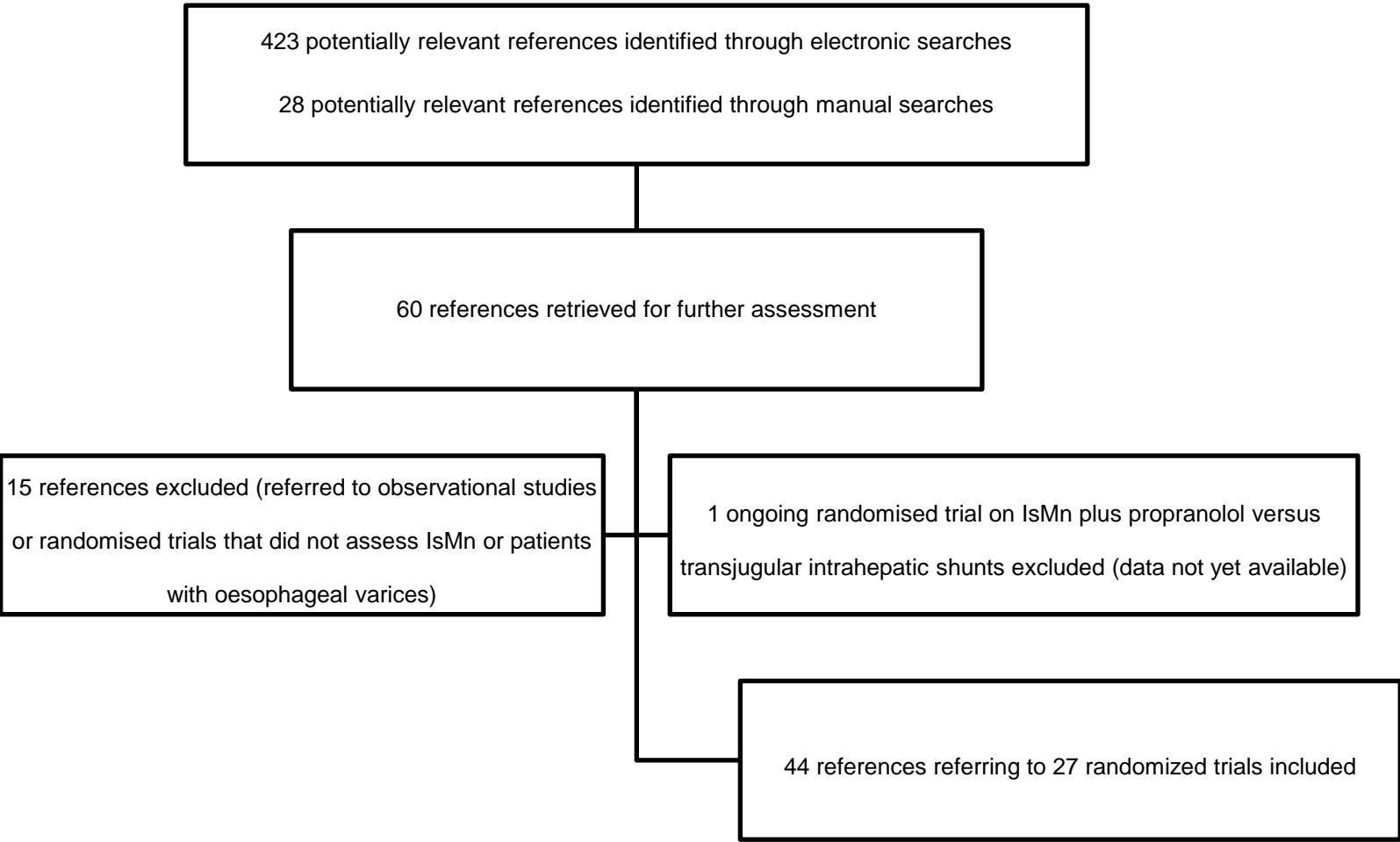


Bleeding



Review

Figure 1 Flow chart of trials



1
2
3
4
5
6
7
8
9
10
11
12
13
14
15
16
17
18
19
20
21
22
23
24
25
26
27
28
29
30
31
32
33
34
35
36
37
38
39
40
41
42
43

Figure 2 Bias assessment of randomized trials

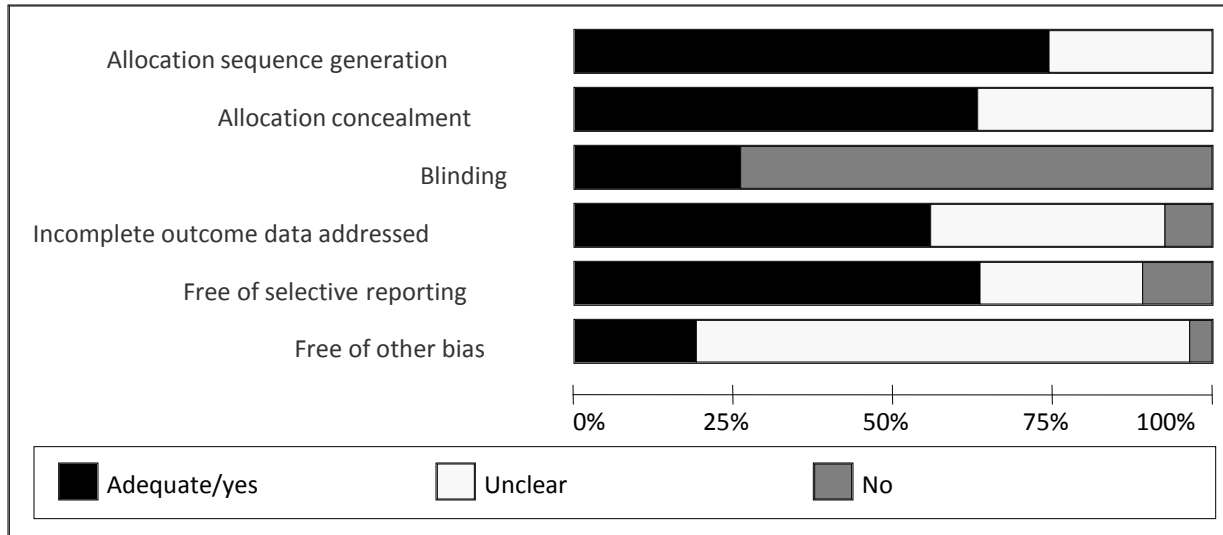


Figure 3 Random effect meta-analyses of mortality in randomized trials on IsMn alone or with beta-blockers or endoscopic therapy for primary prevention in esophageal varices.

1
2
3
4
5
6
7
8
9
10
11
12
13
14
15
16
17
18
19
20
21
22
23
24
25
26
27
28
29
30
31
32
33
34
35
36
37
38
39
40
41
42
43

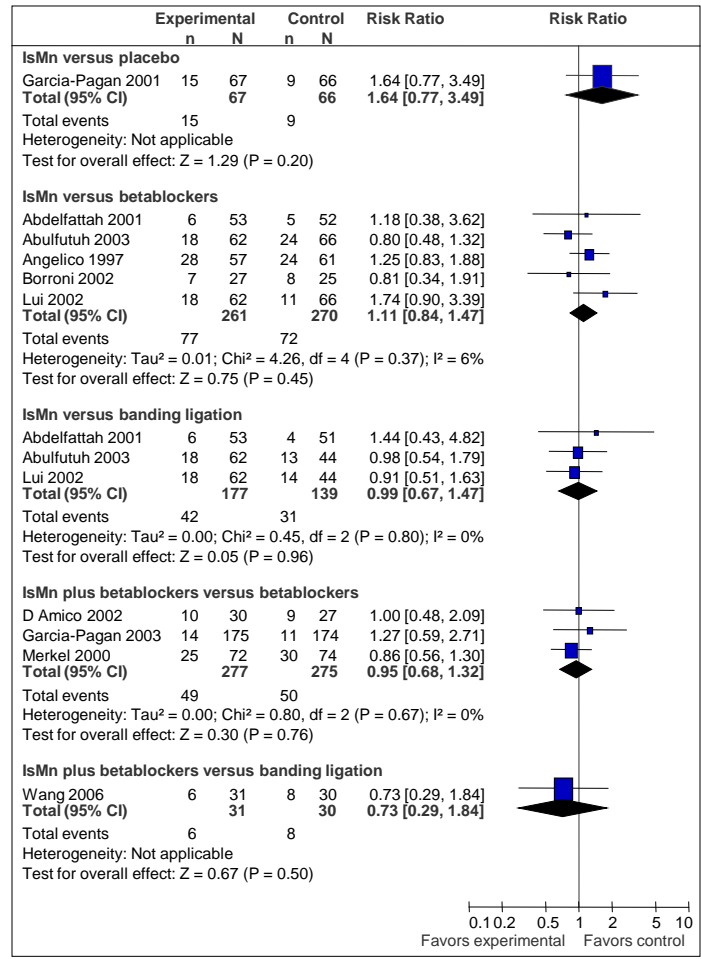


Figure 4 Random effect meta-analyses of bleeding in randomized trials on IsMn alone or with beta-blockers or endoscopic therapy for primary prevention in esophageal varices.

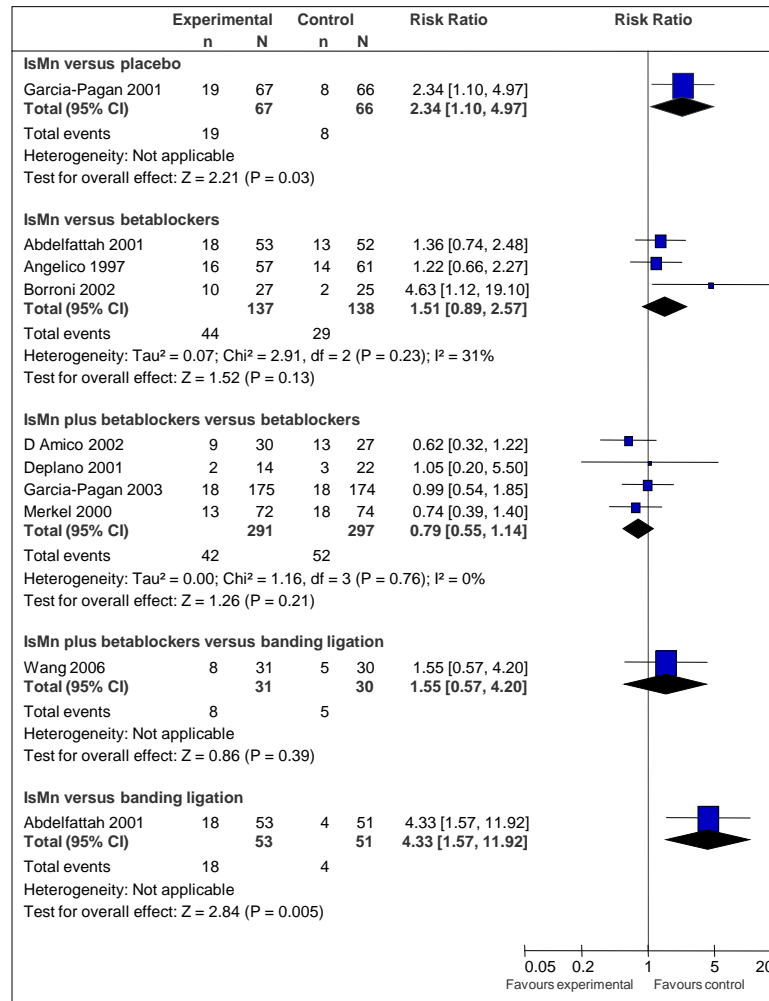


Figure 5 Random effect meta-analyses of mortality in randomized trials on IsMn alone or with beta-blockers or endoscopic therapy for secondary prevention in esophageal varices.

1
2
3
4
5
6
7
8
9
10
11
12
13
14
15
16
17
18
19
20
21
22
23
24
25
26
27
28
29
30
31
32
33
34
35
36
37
38
39
40
41
42
43

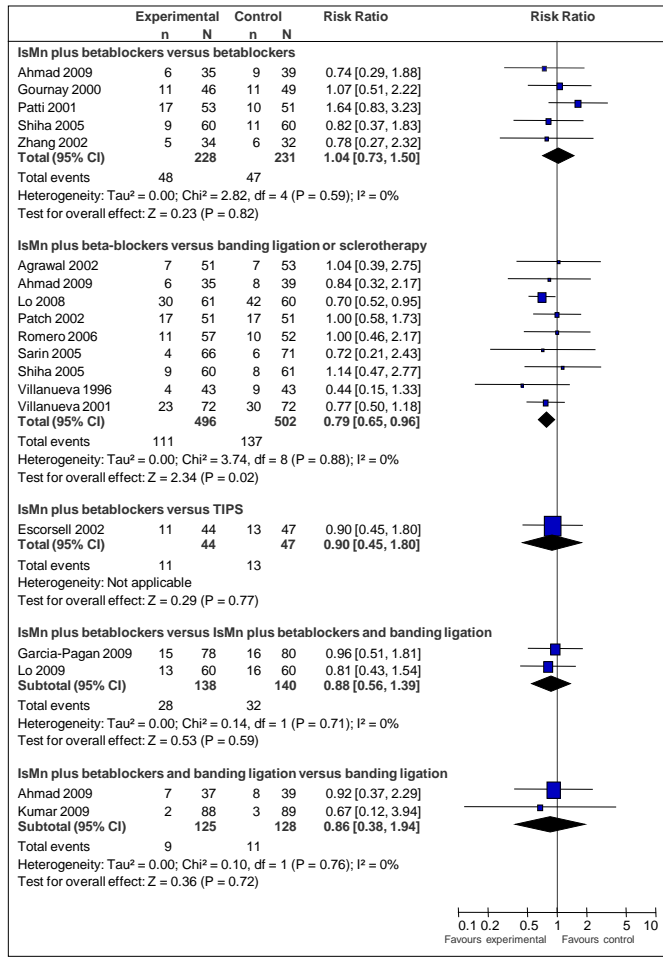
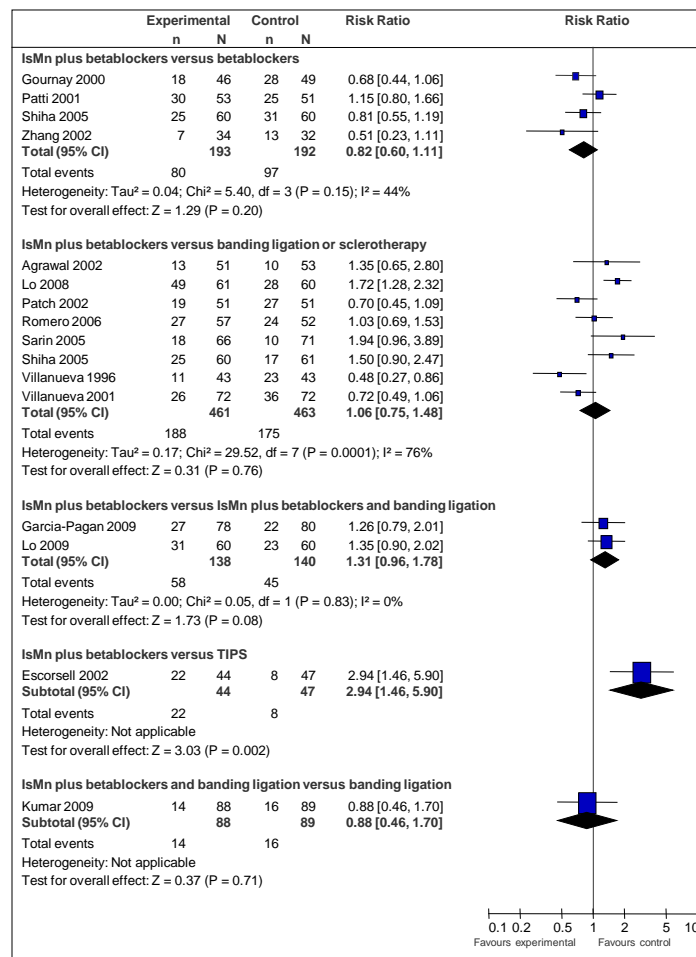


Figure 5 Random effect meta-analyses of bleeding in randomized trials on IsMn alone or with beta-blockers or endoscopic therapy for secondary prevention in esophageal varices.



09/06/2010

1
2
3
4
5
6
7
8
9 **APT-0303-2010 Reply with point-to-point responses and corresponding revisions to**
10 **submitted paper**
11

12 Dear Professor Fennerty

13
14
15 We are grateful for the opportunity to resubmit our paper entitled Systematic Review with
16 Meta-Analyses of Randomized Trials on Isosorbide-Mononitrate Alone or With Beta-
17 Blockers or Endoscopic Therapy for Esophageal Varices to Alimentary Pharmacology &
18 Therapeutics. We found that the peer review comments were very thorough and helpful
19 and have included a letter specifying our point to point replies and corresponding revisions
20 in the paper.
21
22
23
24
25

26 Yours sincerely

27
28 Lise Lotte Gluud
29
30
31
32
33
34

35 EDITOR'S COMMENTS TO AUTHOR:

36
37 REVIEWERS' COMMENTS TO AUTHOR:

38
39 Reviewer: 1

40 Comments for Transmission to the Authors
41
42

43 Gluud and colleagues present a comprehensive systematic review of meta-analyses of
44 randomised trials of isosorbide mononitrate alone or in combination with beta blockers in
45 the primary and secondary prevention of bleeding from oesophageal varices. To this effect,
46 10 trials were included on primary prevention and 17 on secondary prevention of
47 bleeding/re-bleeding. The authors found a number of deficiencies in the published trials
48 including bias and a clear lack of adequate power calculations to assess sample sizes
49 needed to demonstrate differences in mortality and bleeding rates. No apparent effect was
50 found on mortality alone, or in combination with beta blockers. When compared with
51 endoscopic therapy alone the combination of isosorbide and beta blockers did seem to
52 reduce mortality but this was not due to a reduction in overall bleeding.
53
54
55
56
57
58

59 There is no doubt that these authors have great experience in the performance of high
60 quality meta-analyses and systematic review in collaboration with the Cochrane

1
2
3
4 Hepatobiliary Trials Group; systematic review offering the highest level of evidence when
5 judging the merits of an individual therapy. It is therefore difficult to criticise their robust
6 methodology and statistical expertise.
7
8
9

10
11 I have just a few comments to make.
12
13

14
15 I find the concluding statement in the abstract and discussion overall to be non-specific
16 and unhelpful. Readers are looking for guidance on 'which side of the fence to sit' and I
17 would therefore suggest that the authors revise their concluding statements to the effect
18 of: 'Based on the current evidence base, isosorbide mononitrate used alone or in
19 combination with beta blockers does not offer any reduction in bleeding in the primary or
20 secondary prevention of oesophageal varices. Compared to endoscopic therapy, there may
21 be a survival advantage to using isosorbide mononitrate in combination with beta blockers
22 but this is not directly related to a reduction in bleeding'..... 'Further large multicentre trials
23 comparing combined pharmacological therapy with isosorbide mononitrate and non-
24 specific beta blockers may therefore be warranted. **Reply: we agree and have changed**
25 **the wording of our conclusion as suggested.**
26
27
28
29
30

31 I found it very difficult to 'wade through' this manuscript and to differentiate the large
32 number of trials listed in the manuscript body and tables. Can the manuscript be shortened
33 or simplified in any way to help the reader make sense of the data? **Reply: we**
34 **acknowledge the problem and have done our best to abbreviate the text and clarify**
35 **the results.**
36
37
38

39 This systematic review focuses on oesophageal varices but how many of the included trials
40 had patients with gastric varices as well that may or may not have bled? Were gastric
41 varices an exclusion in any of the trials that were included? Moreover, does isosorbide
42 mononitrate offer any advantage/disadvantage in the management of gastric varices over
43 and above oesophageal varices? **Reply: this is a very good question, which we –**
44 **unfortunately- are unable to analyse sufficiently. One trial on primary prevention**
45 **(Garcia-Pagan 2003) included patients with esophageal or gastric varices, but did**
46 **not report the proportion of patients in the two groups or stratified results for**
47 **patients with esophageal or gastric varices. One trial on pharmaceutical therapy and**
48 **sclerotherapy (Romero 2006) excluded patients with gastric fundal varices. Other**
49 **trials on pharmaceutical endoscopic therapy (Lui 2002; Sarin 2005; Wang 2006;)**
50 **included patients included patients with esophageal varices irrespective of whether**
51 **gastric varices were also present. The proportion with gastric varices in these trials**
52 **ranged from about 7% to 50%. Most trials did not report the proportion of patients**
53 **with gastric varices and we were unable to identify data allowing us to perform a**
54 **subgroup analysis. Additional research seems necessary to determine this**
55 **question, which has now been addressed in the discussion section.**
56
57
58
59
60

1
2
3
4
5
6
7
8
9
10
11
12
13
14
15
16
17
18
19
20
21
22
23
24
25
26
27
28
29
30
31
32
33
34
35
36
37
38
39
40
41
42
43
44
45
46
47
48
49
50
51
52
53
54
55
56
57
58
59
60

What is the relevance of comparing data in abstracts and full published papers of the same trial? Abstracts generally report the preliminary data (which is sometimes prepared in a hurry for conference deadlines) of a trial that may not have been fully completed or been subjected to a thorough final analysis by all authors. **Reply: although abstract present preliminary data, they should be considered in systematic reviews. Previous studies have shown that trials are more likely published if the results are statistically significant. Trials without significant results are more likely to remain unpublished or to be published in abstract form only. Excluding abstracts in systematic reviews may lead to overestimated intervention benefits. On the other hand, as found in the present work, abstracts may present preliminary data. A lower number of events in the abstract is likely to reflect shorter follow up compared with the subsequent full paper article making the data presented in the abstract less interesting. However, if a higher number of events of patients are reported in the abstract, this may help us identify losses to follow up in order to perform intention to treat analyses. These aspects are now clarified in the paper.**

I could not read Figures 3 and 4 which were very small and poorly transcribed onto the pdf provided. **Reply: we have changed the format of the figures and hope that they now read better.**

Minor Comments:

Page 3, line 25. I think it would read better if 'Still, the prognosis remains severe' was replaced with 'Still, the prognosis remains poor'. **Reply: we have changed the sentence as suggested.**

Page 4, line 8. I think the last line of the introduction would read better as...' Accordingly, we performed a systematic review of randomised trials to evaluate the strength of the evidence on IsMn alone or in combination with beta blockers or endoscopic therapy for the primary or secondary prevention of bleeding in patients with oesophageal varices.' **Reply: we have changed the sentence as suggested.**

Page 5, line 38. The last sentence does not make sense. Please remove the word 'was'. **Reply: we have changed the wording of the sentence.**

Table 1 - Can the studies be listed by treatment comparison rather than be listed in alphabetical order. Even better, can headings of the different comparisons be put at the top of a grid table with ticks for each study where applicable. This will make it easier for the reader to interpret. **Reply: we have made several changes to the tables to make them easier to read.**

Page 12, lines 25-27 does not make sense. Should it read 'The trial compared IsMn, beta blockers and banding ligation versus banding ligation alone. No differences between the two treatment arms were seen for mortality....' ??? **Reply: we have changed the wording (attempting to make it easier to read - including abbreviations as suggested above).**

Page 13, line 15. The word 'to' should be replaced by 'two'. **Reply: we have changed the sentence as suggested.**

Page 13, line 54. Should the sentence conclude 'measures including overall mortality or

1
2
3
4
5 variceal bleeding'? **Reply; we have changed the first paragraph of the discussion as**
6 **previously suggested.**

7 Page 15, line 51. 'sample size' should be replaced with 'power calculation'. **Reply: we**
8 **have changed the wording of the paragraph including the suggested sentence.**
9

10
11
12 Reviewer: 2

13 Comments for Transmission to the Authors

14 I have checked the data and references for this manuscript.
15

16
17 The authors acknowledge the three previous meta-analyses addressing the impact of
18 endoscopic and pharmacologic therapy (beta-blockers alone or combined with ISMN) on
19 bleeding and mortality in patients with oesophageal varices (References 11 to 13 in this
20 manuscript).
21
22

23
24 The last search update for this meta-analysis was January 2010. I have not identified any
25 further trials published since then that may be eligible for inclusion.
26
27

28 I have only two minor comments:
29

30
31 Page 10, Paragraph 2 (Primary prevention):

32 The mortality rate for banding ligation in the primary prevention studies was 31/139. This
33 is recorded as 72/270 in this paragraph (see Figure 3). **Reply: when changing the**
34 **wording as suggested by reviewer 1, we have gone through the data again and**
35 **corrected the identified error.**
36
37

38 Figure 4:

39 Lo et al. 2009: The mortality rates for the ISMN plus beta blockers group versus banding
40 ligation were 30/61 and 42/60, respectively. The rebleeding rates were 49/61 and 28/60,
41 respectively. **Reply: we have rechecked the figures and presented them in a different**
42 **format to make them more readable.**
43
44

45
46 The remainder of the data and references are correct.
47
48
49
50
51
52
53
54
55
56
57
58
59
60