



HAL
open science

Hardness of materials at high temperature and high pressure

Vladimir A. Mukhanov, Oleksandr O. Kurakevych, Vladimir L. Solozhenko

► **To cite this version:**

Vladimir A. Mukhanov, Oleksandr O. Kurakevych, Vladimir L. Solozhenko. Hardness of materials at high temperature and high pressure. *Philosophical Magazine*, 2010, 89 (25), pp.2117-2127. 10.1080/14786430903032563 . hal-00564476

HAL Id: hal-00564476

<https://hal.science/hal-00564476>

Submitted on 9 Feb 2011

HAL is a multi-disciplinary open access archive for the deposit and dissemination of scientific research documents, whether they are published or not. The documents may come from teaching and research institutions in France or abroad, or from public or private research centers.

L'archive ouverte pluridisciplinaire **HAL**, est destinée au dépôt et à la diffusion de documents scientifiques de niveau recherche, publiés ou non, émanant des établissements d'enseignement et de recherche français ou étrangers, des laboratoires publics ou privés.



Hardness of materials at high temperature and high pressure

Journal:	<i>Philosophical Magazine & Philosophical Magazine Letters</i>
Manuscript ID:	TPHM-09-Feb-0078
Journal Selection:	Philosophical Magazine
Date Submitted by the Author:	24-Feb-2009
Complete List of Authors:	Mukhanov, Vladimir; LPMTM-CNRS Kurakevych, Oleksandr; LPMTM-CNRS Solozhenko, Vladimir; LPMTM-CNRS
Keywords:	hardness, inorganic materials
Keywords (user supplied):	superhard materials, high temperature, high pressure



1
2
3 **Hardness of materials at high temperature and high pressure**
4
5

6
7 V.A. MUKHANOV, O.O. KURAKEVYCH and V.L. SOLOZHENKO*
8

9 *LPMTM-CNRS, Université Paris Nord, Villetaneuse, France*
10
11
12
13
14
15
16
17
18
19
20
21
22
23
24
25
26
27
28
29
30
31
32
33
34
35
36
37
38
39
40
41
42
43
44
45
46
47
48
49
50
51
52
53
54
55
56
57
58
59
60

For Peer Review Only

* Corresponding author. Email : vls@lpmtm.univ-paris13.fr

1
2
3
4
5
6
7
8
9
10
11
12
13
14
15
16
17
18
19
20
21
22
23
24
25
26
27
28
29
30
31
32
33
34
35
36
37
38
39
40
41
42
43
44
45
46
47
48
49
50
51
52
53
54
55
56
57
58
59
60

Intrinsic character of correlation between hardness and thermodynamic properties of solids has been established. The proposed thermodynamic model of hardness allows one to easily estimate hardness and bulk moduli of known or even hypothetical solids from the data on Gibbs energy of atomization of the elements or on the enthalpy at the melting point. The correctness of this approach has been illustrated by an example of the recently synthesized superhard diamond-like BC_5 and orthorhombic modification of boron, γ - B_{28} . The pressure and/or temperature dependences of hardness have been calculated for a number of hard and superhard phases, i.e. diamond, cBN, B_6O , B_4C , SiC, Al_2O_3 , β - B_2O_3 and β -rh boron. The excellent agreement between experimental and calculated values has been observed for temperature dependences of Vickers and Knoop hardness. Besides, the model predicts that some materials can become harder than diamond already at pressures in the megabar range.

Keywords: superhard materials, theory of hardness, high pressure, high temperature.

Introduction.

Hardness describes the abrasive properties of materials and is understood as the ability of a material to resist an elastic and plastic deformation or brittle failure [1-3]. Interest in the study of hardness in a wide temperature range covers many fields [4]; i.e. modeling the mechanical behavior of materials in technological processes, assessing the performance of hard tools under extreme conditions, studying the elementary steps of the plastic deformation and fracture of hard materials, etc.

The theories of hardness and design of novel superhard materials are great challenge to materials scientists till now. Many attempts to predict hardness have been made using the structural data and such characteristics as bulk (B) and shear (G) moduli, specific bond energy, band gap (E_g), density of valent electrons (i.e. the number of valent electrons per unit volume N_e), etc. [1-3,5-10]. Up to date the best correspondence between the calculated and experimental values of hardness has been achieved in the recent papers [5,6]. In both cases, the final accuracy is about 10% for hard phases, i.e. at the level of experimental errors. However, the temperature and pressure dependencies of hardness can be hardly derived from any known model.

The universal model of hardness should also take into account the microstructure of materials (grain size, inter-grain boundaries, etc.) [3,11,12]. However, these factors are usually ignored in theoretical simulations, so that the calculated values correspond to so-called “chemical” hardness that is usually observed only for single crystals and well-sintered polycrystalline bulks. Here we will deal with the “chemical” hardness only.

The purpose of present work was to establish an intrinsic relationship between hardness and thermodynamic parameters of solids; that would allows one to calculate the hardness of materials under extreme pressure-temperature conditions.

Hardness as a function of Gibbs energy of atomization.

1
2
3
4
5 According to our concept, the hardness of a phase is proportional to the atomization
6 energy, which may be considered as a characteristic of the bond rigidity (for clarity, we will
7 use the standard values of Gibbs energy of atomization ΔG°_{at}), and is in inverse proportion to
8 the molar volume of a phase [13] and to the maximal coordination number of the atoms. The
9 value defined in such way has the dimensions of pressure. The plasticity of materials is taken
10 into account by the empirical coefficient α . In general case the polarity of bonds leads to the
11 hardness decrease, which may be clearly seen in the sequence of isoelectronic analogues of
12 diamond, i.e. diamond (115 GPa) [14,15] – cubic boron nitride cBN (62 GPa) [16] – BeO
13 (13 ГПа) [3,5,7] – LiF (1.5 ГПа) [3,5,7]. This factor has been evaluated by empirical
14 coefficient β , which is the measure of the bond covalency.

15
16
17
18
19
20
21 The formula that allows calculating the Vickers hardness (H_V) of crystals at 298 K is

$$22 \quad H_V = \frac{2\Delta G^{\circ}_{at}}{VN} \alpha \beta \varepsilon, \quad (1)$$

23
24
25
26 where V – molar (atomic) volume ($\text{cm}^3 \text{mole}^{-1}$); N – maximal coordination number; α –
27 coefficient of relative (as compared to diamond) plasticity; β – coefficient corresponding to
28 the bond polarity (see below); ε – ratio between the mean number of valent electrons per atom
29 and the number of bonds with neighboring atoms (N) [17]; ΔG°_{at} – standard Gibbs energy of
30 atomization (kJ mole^{-1}) of compound $X_m Y_n$.

$$31 \quad \Delta G^{\circ}_{at X_m Y_n} = m\Delta G^{\circ}_{at X} + n\Delta G^{\circ}_{at Y} - \Delta G^{\circ}_{f X_m Y_n}; \quad (2)$$

32
33
34
35
36
37 where $\Delta G^{\circ}_{f X_m Y_n}$ – standard Gibbs energy of formation of $X_m Y_n$, $\Delta G^{\circ}_{at X}$ and $\Delta G^{\circ}_{at Y}$ –
38 standard Gibbs energy of atomization of elements X и Y .

39
40
41
42 Coefficient α has been estimated from the experimental values of H_V for diamond,
43 d-Si, d-Ge and d-Sn. For the elementary substances and compounds of second period
44 elements α equals 1, while for other periods (≥ 3) α makes 0.7. This coefficient reflects the
45 difference in the bond strength [6] for the elements of different periods.

46
47
48 Coefficient β (square of the covalency f) has been calculated by the equation

$$49 \quad \beta = \left(\frac{2\chi_Y}{\chi_Y + \chi_X} \right)^2; \quad (3)$$

50
51
52
53
54
55
56
57 where χ_X , χ_Y – electronegativities of the elements by Pauling, $\chi_X > \chi_Y$ [18]. For elementary
58 substances $\beta = 1$.

59
60 For the refractory crystalline compounds the values of hardness calculated by equation
(1) are in a very good agreement (less than 4 GPa of discrepancy, i.e. $< 7\%$) with the
experimental values [4-7,14-16,18-31] (Fig. 1a [32]).

1
2
3
4 One more advantage of the proposed method is the possibility to estimate the hardness
5 of various forms of boron and its compounds (B_4C , B_6O , $B_{13}N_2$), that is rather complicated by
6 using other methods because of extreme complexity of boron-related structures.
7

8 The experimental values of hardness for the α - B_{12} ($H_V = 42$ GPa) and β - B_{106}
9 ($H_V = 45$ GPa) phases [33] are in good agreement with the values (39.2 and 43.8 GPa,
10 respectively) calculated in the framework of the thermodynamic model of hardness. The
11 hardness of recently synthesized superhard high-pressure boron phase, orthorhombic γ - B_{28}
12 [34], was found to be 50 GPa [33], which also well agrees with the calculated value of 48.8
13 GPa. Our model suggests that γ - B_{28} has the highest hardness among the known crystalline
14 modifications of boron because of its highest density (2.544 g/cm³).
15
16

17 In our calculations for boron-rich compounds we have taken the mean value of
18 electronegativities of all atoms connected to B_{12} icosahedron as a χ value for anion. Thus, the
19 calculated values of Vickers hardness for B_4C and B_6O are 44 and 38 GPa, respectively; that
20 is in a very good agreement with the experimental data for single crystal B_4C ($H_V = 45$ GPa)
21 [19] and polycrystalline B_6O ($H_V = 38$ GPa) [21]. The lower value of hardness for B_6O as
22 compared to B_4C may be explained by the higher ionicity of the B-O bonds than that of B-C
23 bonds. The estimation of hardness for the recently synthesized rhombohedral boron subnitride
24 $B_{13}N_2$ [35,36] has given $H_V = 40.3$ GPa [37] that allows ascribing $B_{13}N_2$ to superhard phases.
25
26

27 Using equation (1) it is possible to calculate the hardness of dense phases with three-
28 dimensional structures that have not been synthesized to present time, e.g. C_3N_4 with Si_3N_4
29 structure [8], CO_2 with α - SiO_2 structure, hp- B_2O_3 with Al_2O_3 structure [38] and diamond-like
30 phases of the B-C system [39,40] (see Table 1). The advantage of the proposed method is that
31 only the maximal coordination number is used as a structural data. In all cases the molar
32 volumes have been calculated from the covalent radii of the elements, while ΔG_f° values
33 (usually the negligible term as compared with ΔG_{at}° of the elements) of the phases have been
34 fixed to the standard Gibbs energies of formation of known compounds in the corresponding
35 binary systems, i.e. C_2N_2 , CO_2 , B_4C , β - B_2O_3 [20,22-26,41]. The applicability of this method
36 for estimating the hardness of hypothetical compounds has been recently illustrated by the
37 example of diamond-like BC_5 (c- BC_5), a novel superhard phase synthesized under high
38 pressures and temperatures [42]. Vickers hardness of this phase has been calculated to be
39 70.6 GPa (Table 1), which is in excellent agreement with the experimental value $H_V = 71$ GPa
40 [42].
41
42
43
44
45
46
47
48
49
50
51
52

53 **Hardness as a function of enthalpy at a melting point.**

54
55 We have also established that instead of Gibbs energy of atomization, the heat content of
56 a phase at a melting point may be used. The corresponding equation for calculation of Vickers
57 hardness H_V is
58
59
60

$$H_V = \frac{13.2 \int_{298K}^{T_m} C_p(T) dT}{\delta N V}, \quad (4)$$

where C_p – molar heat capacity ($\text{kJ mole}^{-1} \text{K}^{-1}$); N – maximal coordination number; V – molar volume ($\text{cm}^3 \text{mole}^{-1}$); δ – empirical coefficient. The main advantage of equation (4) as compared to equation (1) is that in the vicinity of the melting point, the calculated hardness tends to zero; therefore, one can expect that the better correspondence between the experimental temperature dependence of hardness and equation (4). However, equation (4) can be hardly used for prediction of hardness for hypothetical phases.

The experimental hardness of covalent crystals [4-7,14-16,18-31] is in a good agreement with the calculated values (Fig. 2 [43]) (the heat capacity data have been taken from Refs. 24,25). For covalent compounds $\delta \approx 1$, while for ionic compounds $\delta > 3$. The metals show very good agreement between calculated and experimental values of hardness at $\delta \approx 12$.

Correlation between hardness and bulk modulus.

In the framework of our approach, the compressibility K of a phase at 298 K is proportional to the molar volume V and is in inverse proportion to Gibbs energy of atomization ΔG°_{at} [44], so

$$K = g \frac{V}{3f\Delta G^\circ_{at}}, \quad (5)$$

where $f = \sqrt{\beta} = \frac{2\chi_Y}{\chi_X + \chi_Y}$ – covalency of chemical bonds. The empirical coefficient "3" in equation (5) has been evaluated using the experimental data on the compressibility of cBN, d-Si and d-Ge [45,46], while g is a correction coefficient usually fixed to 1 (see below). For the majority of the closely packed covalent compounds and metals there is a good agreement between the values of K_{exp} и K_{theor} , however, for the phases with anisotropic lattices, alkali and some alkali-earth metals the calculated values are lower than the experimental ones. For transition metals of periods V and VI, $g = 0.625$ in equation (5). Fig. 1b [47] shows the comparison between experimental and theoretical values of bulk modulus for various compounds [48,49]. The remarkable deviation ($g \sim 1.4$) is observed only for three most hard phases containing carbon, i.e. diamond, cubic BC_2N and diamond-like BC_5 .

By combining equations (1) and (5), obtain

$$H_V = \frac{2}{3} \frac{g\alpha\varepsilon\sqrt{\beta}}{N} B \quad (6)$$

that illustrates the famous non-monotone correlation between bulk modulus B (the value inverse to compressibility K) and hardness H_V [50-52].

Hardness at high temperature.

Equation (1) also allows to calculate the values of hardness at various temperatures by introducing the linear approximation of temperature dependence of $\Delta G_{at}(T)$, i.e.

$$\Delta G_{at}(T) = \Delta G_{at}(300) \cdot [1 - (T-300)/(T_{at}-300)], \quad (7)$$

where T_{at} – temperature of atomization [53]; as well as by introducing the temperature dependences of molar volumes $V(T)$. Fig. 3a shows the temperature dependences of Vickers and/or Knoop hardness for diamond, cBN, ReB₂ and Al₂O₃ in comparison with experimental data [4,20,54,55]. The theoretical lines have been calculated by equation

$$H(T) = H(300) \cdot \frac{\Delta G_{at}(T) \cdot V(300)}{\Delta G_{at}(300) \cdot V(T)}. \quad (8)$$

At relatively high temperatures ($\sim 0.3-0.5 T_{at}$) this equation gives 10-15% higher values than the observed ones (bold lines on Fig. 3a), that should be attributed to the increase of materials' plasticity due to the intensification of the surface and bulk diffusion [56]. The influence of the temperature on plasticity (coefficient α) can be taken into account by the following empirical equation:

$$\alpha(T) = \alpha(300) \cdot \left(1 - \frac{k(T)}{k(\infty)}\right) = \alpha(300) \cdot \left(1 - e^{-\frac{2/3T_{melt}}{T}}\right) \quad (9)$$

that supposes the Arrhenius-type temperature dependence of the dislocation propagation constant $k(T)$ (following Ref. 57, the activation energy was set to $2/3RT_{melt}$). This term allows decrease the discrepancy between experimental and calculated data down to the level of experimental error (dashed lines on Fig. 3a).

Equation (4) may be also generalized for calculation of the temperature dependence of hardness $H_V(T)$ [or $H_K(T)$], i.e.

$$H_V(T) = H_V(298) \frac{V_{298}}{H_{melt} - H_{298}} \frac{H_{melt} - H_T}{V_T}, \quad (10)$$

$$H_V(T) = H_V(298) - \frac{13.2}{N \delta} \frac{H_T - H_{298}}{V_T}, \quad (11)$$

where H_T – the phase enthalpy at temperature T , while H_{melt} – the enthalpy of solid phase at a melting point. Fig. 3b shows the calculated values of hardness for diamond, B_4C and SiC (the data on the volume expansion with temperature have been taken from Refs. 58,59) in comparison with experimental data [4,59,60].

Both equations (8) and (10) [or (11)] suggest that the strong decrease of diamond hardness with temperature in comparison with other materials is due to the lower thermal expansion of diamond. We should also note that according to equation (6), temperature dependence of hardness should closely follow the temperature dependence of bulk modulus and plasticity (in vicinity of 300 K), i.e.

$$H_v(T) = const \cdot \alpha(T) \cdot B(T) \quad (12)$$

or

$$H_v(T) = H_v(300) \cdot \frac{\alpha(T) \cdot B(T)}{\alpha(300) \cdot B(300)} \quad (13)$$

Hardness at high pressure.

Previously some suggestions have been made on the increase of hardness with pressure [61]. Because of the lack of reliable data on ΔG_{at} and ΔH_{melt} at very high pressures, the prediction cannot be easily made using equations (1) or (4) (the *ab initio* calculations of corresponding thermodynamic parameters could be useful in this case). However, according to equation (6), pressure dependence of hardness is the same (up to a constant) that pressure dependence of bulk modulus, i.e.

$$H_v(p) = const \cdot B(p) \quad (14)$$

or, applying the Murnaghan equation of state [62]

$$H_v(p) = H_v(0) \cdot \left(1 + \frac{B_1}{B_0} p\right) = H_v(0) \cdot \left(\frac{V(p)}{V_0}\right)^{-B_1} \quad (15)$$

Equation (15) allows one to suggest that the hard phases with relatively low bulk moduli should show remarkable hardness increase with pressure. From Fig. 4 it can be clearly seen that some compounds with relatively high hardness at ambient pressure and relatively low bulk modulus become harder more rapidly than diamond under pressure; that allows some of them to reach the diamond hardness (as well as diamond's compressibility) [61] at very high pressures. It is interesting to note that graphite, a very soft material at ambient conditions, may reach diamond hardness at lower pressure than many other materials. This

1
2
3
4 fact is in excellent agreement with results reported by Mao *et al.* [63] on formation of
5 "superhard graphite" that can scratch the single-crystal diamond. One can suggest that other
6 ordered [64-66] and disordered [67-70] graphite-like phases should show similar behavior
7 under high pressure, even if the "compressed state" is not always quenchable down to ambient
8 pressure [66,67,70].
9
10

11 12 13 **Conclusions.**

14
15
16 Thus, it has been shown that the hardness of solids is directly related to their
17 thermodynamic and structural properties. The formulated equations may be used for a large
18 number of compounds with various types of chemical bonding and structures. The proposed
19 method allows estimating the hardness and compressibility of various hypothetical
20 compounds using the data on the Gibbs energy of atomization of elements and covalent/ionic
21 radii. The capacity of this approach to predict hardness has been illustrated by examples of the
22 recently synthesized superhard diamond-like BC₅ [42] and orthorhombic modification of
23 boron, γ -B₂₈. In the framework of proposed method we have calculated the temperature
24 dependencies of hardness for diamond, cBN, B₄C, SiC, ReB₂ and α -Al₂O₃. Besides, it has
25 been shown that in the megabar pressure range some phases can become harder than diamond
26 at the same pressure.
27
28
29
30
31
32

33 34 **Acknowledgements.**

35
36
37 The authors are grateful to Agence Nationale de la Recherche for financial support (grant
38 ANR-05-BLAN-0141).
39
40
41
42
43
44
45
46
47
48
49
50
51
52
53
54
55
56
57
58
59
60

References.

1. V. V. Brazhkin, A. G. Lyapin and R. J. Hemley, *Philosop. Mag. A* 82 (2002) p. 231.
2. V. P. Poliakov, A. V. Nozhkina and N. V. Chirikov, *Diamonds and superhard materials*, Metallurgiya, Moscow, 1990.
3. A. S. Povarennykh, *Hardness of minerals*, Press of AN USSR, Kiev, 1963.
4. N. V. Novikov, Y. V. Sirota, V. I. Mal'nev, and I. A. Petrusha, *Diamond Relat. Mater.* 2 (1993) p. 1253.
5. F. M. Gao, J. L. He, E. D. Wu, S. M. Liu, D. L. Yu, D. C. Li, S. Y. Zhang, and Y. J. Tian, *Phys. Rev. Lett.* 91 (2003) p. 015502.
6. A. Simunek and J. Vackar, *Phys. Rev. Lett.* 96 (2006) p. 085501.
7. N. V. Novikov (ed.), *Synthesis of superhard materials*, in *Synthetic superhard materials*, Naukova Dumka, Kiev, 1986, vol. 1 of 3.
8. D. M. Teter and R. J. Hemley, *Science* 271 (1996) p. 53.
9. S.-H. Jhi, S. G. Louie, M. L. Cohen and J. Ihm, *Phys. Rev. Lett.* 86 (2001) p. 3348.
10. J. J. Gilman, *Science* 261 (1993) p. 1436.
11. E. O. Hall, *Proc. Phys. Soc. London B* 64 (1951) p. 747.
12. T. G. Nieh and J. Wadsworth, *Scripta Metall. Mater.* 25 (1991) p. 955-958.
13. E.g. for carbon phases the linear dependence between the hardness and density has been established in Ref. [M. Weiler, S. Sattel, T. Giessen, et al., *Physical Review B* 53, 1594 (1996)].
14. N. V. Novikov and S. N. Dub, *J. Hard Mater.* 2 (1991) p. 3-11.
15. H. Sumiya, N. Toda and S. Satoh, *Diamond Relat. Mater.* 6 (1997) p. 1841.
16. V. L. Solozhenko, S. N. Dub and N. V. Novikov, *Diamond Relat. Mater.* 10 (2001) p. 2228.
17. The use of this coefficient allows to establish the hardness of the $A^I B^{VII}$ ($\varepsilon = 1/N$) and $A^{II} B^{VI}$ ($\varepsilon = 2/N$) compounds, i.e. LiF, NaCl, BeO, ZnS, MgO, etc.
18. J. Emsley, *The Elements*, Clarendon Press, Oxford, 1991.
19. V. Domnich, Y. Gogotsi and M. Trenary, *Mater. Res. Soc. Symp. Proc.* 649 (2001) p. Q8.9.1.
20. A. V. Kurdyumov, V. G. Malogolovets, N. V. Novikov, A. N. Pilyankevich and L. A. Shul'man, *Polymorph modifications of carbon and boron nitride*, Metallurgiya,

- 1
2
3
4 Moscow, 1994.
- 5
6 21. H. F. Rizzo, W. C. Simmons and H. O. Bielsstein, *J. Electrochem. Soc.* 109 (1962) p.
7 1079.
- 8
9 22. V. A. Rabinovich and Z. Ya. Khavin, *Small handbook of chemistry*, Khimiya,
10 Leningrad, 1997.
- 11
12 23. A. G. Bulakh, *Thermodynamic methods in mineralogy*, Nedra, Leningrad, 1974.
- 13
14 24. V.P. Glushko, L.V. Gurvich and G.A. Bergman (eds.), *Thermodynamic properties of*
15 *inorganic materials*, Press of AN SSSR, Moscow, 1965-1981, 10 vols.
- 16
17 25. L. V. Gurvich, E. A. Khachkuruzov and V. A. Medvedev, *Thermodynamic properties*
18 *of individual substances*, Press of AN SSSR, Moscow, 1962, 2 vols.
- 19
20 26. I. L. Knunyants (ed.), *Chemical Encyclopedia*, Bol'shaia Rossiyskaia Entsiklopediya,
21 Moscow, 1992, 5 vols.
- 22
23 27. P. F. McMillan, H. Hubert, A. Chizmeshya, W. T. Petuskey, L. A. J. Garvie and B.
24 Devouard, *J. Solid State Chem.* 147 (1999) p. 281.
- 25
26 28. J. Haines and J. M. Leger, *J. Superhard Mater.* 20 (1998) p. 3.
- 27
28 29. H. Y. Chung, M. B. Weinberger, J. B. Levine, A. Kavner, J. M. Yang, S. H. Tolbert
29 and R. B. Kaner, *Science* 316 (2007) p. 436.
- 30
31 30. I. Yonenaga, *Physica B* 308-310 (2001) p. 1150.
- 32
33 31. V. L. Solozhenko, D. Andrault, G. Fiquet, M. Mezouar and D. C. Rubie, *Appl. Phys.*
34 *Lett.* 78 (2001) p. 1385.
- 35
36 32. The considered compounds/phases are diamond, Si, Ge, d-Sn, SiC, cBN, wBN, c-
37 BC₂N, α -rh B, β -rh B, B₄C, B₆O, TiC, Si₃N₄, BeO, TiN, Al₂O₃, quartz, coesite,
38 stishovite, WC, ReB₂, LiF, Al₂SiO₄F₂, KAlSi₃O₈, Ca₅(PO₄)₃F, CaF₂, CaCO₃, BAs, BP,
39 AlN, AlP, AlAs, AlSb, GaN, GaP, GaAs, GaSb, InN, InP, InAs, InSb, ZnS, ZnSe,
40 ZnTe, ZnO.
- 41
42 33. V. L. Solozhenko, O. O. Kurakevych and A. R. Oganov, *J. Superhard Mater.* 30
43 (2008) p. 428.
- 44
45 34. A. R. Oganov, J. Chen, C. Gatti, Y. Ma, Y. Ma, C. W. Glass, Z. Liu, T. Yu, O. O.
46 Kurakevych and V. L. Solozhenko, *Nature* 457 (2009) p. 863.
- 47
48 35. O. O. Kurakevych and V. L. Solozhenko, *Acta Crystallogr., Sect. C* 63 (2007) p. i80.
- 49
50 36. V. L. Solozhenko and O. O. Kurakevych, *J. Phys.: Conf. Ser.* 121 (2008) p. 062001.
- 51
52 37. The $2\Delta G_{at}^{\circ}/NV$ value has been set to a mean (~51 GPa) of corresponding values for
53 B₆O and B₄C; $\beta = 0.79$.
- 54
55
56
57
58
59
60

- 1
- 2
- 3
- 4 38. V. A. Mukhanov, O. O. Kurakevich and V. L. Solozhenko, *J. Superhard Mater.* 30
- 5 (2008) p. 71.
- 6
- 7 39. J. E. Lowther, *J. Phys.: Cond. Matter* 17 (2005) p. 3221.
- 8
- 9 40. J. E. Moussa and M. L. Cohen, *Phys. Rev. B* 77 (2008) p. 064518.
- 10
- 11 41. V. L. Solozhenko, O. O. Kurakevych, V. Z. Turkevich, and D. V. Turkevich, *J. Phys.*
- 12 *Chem. B* 112 (2008) p. 6683.
- 13
- 14 42. V. L. Solozhenko, O. O. Kurakevych, D. Andrault, Y. Le Godec and M. Mezouar,
- 15 *Phys. Rev. Lett.* 102 (2009) p. 015506.
- 16
- 17 43. The considered compounds/phases are diamond, Si, Ge, d-Sn, cBN, SiC, B₄C, β-rh B,
- 18 α-Al₂O₃, quartz, Ga₂O₃, Si₃N₄, GeO₂, GeO₂, Be₃N₂, Al₄C₃, hp-B₂O₃, BeO, TiO₂, LiF,
- 19 NaCl, MgO, CaO, SrO, BaO, Cr₂O₃, FeO, Fe₂O₃, ZnO, ZnS, CaF₂, CaCO₃.
- 20
- 21 44. S. M. Stishov, *Phil. Mag. Lett.* 80 (2000) p. 125-128.
- 22
- 23 45. N.M. Baron, *Small handbook of physico-chemical values*, Khimiya, Leningrad, 1983.
- 24
- 25 46. A. P. Babichev, N. A. Babushkina, and A. M. Bratkovskiy, *Physical values.*
- 26 *Handbook*, Energoatomizdat, Moscow, 1991.
- 27
- 28 47. The considered compounds/phases are diamond, Si, Ge, d-Sn (α-Sn), β-Sn, SiC, cBN,
- 29 c-BC₂N, c-BC₅, BP, TiC, ZrC, WC, TiN, ZrN, SiO₂ (stishovite), BeO, α-Al₂O₃, Al,
- 30 Ca, Sr, Ba, Li, Na, K, Rb, Cs, Ti, Zr, Hf, Sc, Y, Zn, Cd, Hg (~- 40°C), Cu, Ag, Au, Cr,
- 31 Mo, W, Ni, Pd, Pt, Co, Rh, Ir, Fe, Ru, Os, V, Nb, Ta, P, As, Sb, Bi, I₂, NaCl, LiF.
- 32
- 33 48. V. L. Solozhenko and O. O. Kurakevych, *Solid State Comm.* 133 (2005) p. 385.
- 34
- 35 49. V. L. Solozhenko and O. O. Kurakevych, *Solid State Comm.* 135 (2005) p. 87.
- 36
- 37 50. R. J. Goble and S. D. Scott, *Canad. Mineralog.* 23 (1985) p. 273.
- 38
- 39 51. J. M. Leger, J. Haines and B. Blanzat, *J. Mater. Sci. Lett.* 13 (1994) p. 1688.
- 40
- 41 52. W. Yang, R. G. Parr and L. Uytterhoeven, *Phys. Chem. Mineral.* 15 (1987) p. 191.
- 42
- 43 53. For diamond and cBN the corresponding temperatures of sublimation are 4300 K and
- 44 3300 K, respectively.²⁰
- 45
- 46 54. A. Krell and O. V. Bakun, *Acta Metall.* 34 (1986) p. 1315.
- 47
- 48 55. S. Otani, M. M. Korsukova, and T. Aizawa, *J. Alloy. Comp.* **in press**, doi:
- 49 10.1016/j.jallcom.2008.10.094.
- 50
- 51 56. D. L. Trim, *Design of Industrial Catalysts*, in *Chemical Engineering Monographs*
- 52 Elsevier, Amsterdam, 1980, vol. 11.
- 53
- 54 57. V. V. Gusarov, *Statics and dynamics of polycrystalline systems based on refractory*
- 55
- 56
- 57
- 58
- 59
- 60

- 1
2
3
4
5
6
7
8
9
10
11
12
13
14
15
16
17
18
19
20
21
22
23
24
25
26
27
28
29
30
31
32
33
34
35
36
37
38
39
40
41
42
43
44
45
46
47
48
49
50
51
52
53
54
55
56
57
58
59
60
- oxides*, St Petersburg State University, St Petersburg, 1996.
58. H. L. Yakel, *J. Appl. Cryst.* 6 (1973) p. 471.
59. J. R. O'Connor and J. Smiltens, *A High Temperature Semiconductor*, Pergamon Press, Oxford, London, New York, Paris, 1960.
60. I. D. Marinescu, H. K. Tonshoff and I. Inasaki, *Handbook of Ceramic Grinding and Polishing*, Noyes Publications, Berkshire, 2000.
61. W. J. Nellis, *J. Phys.: Conf. Ser.* 121 (2008) p. 062005.
62. The results are qualitatively similar for any other equation of state having finite value of B_0' at high pressure.
63. W. L. Mao, H. K. Mao, P. J. Eng, T. P. Trainor, M. Newville, C. C. Kao, D. L. Heinz, J. F. Shu, Y. Meng and R. J. Hemley, *Science* 302 (2003) p. 425.
64. Y. Meng, H.-k. Mao, P. J. Eng, T. P. Trainor, M. Newville, M. Y. Hu, C. Kao, J. Shu, D. Hausermann and R. J. Hemley, *Nature Mater.* 3 (2004) p. 111.
65. M. Ueno, K. Hasegawa, R. Oshima, A. Onodera, O. Shimomura, K. Takemura, H. Nakae, T. Matsuda and T. Hirai, *Phys. Rev. B* 45 (1992) p. 10226.
66. T. Yagi, W. Utsumi, M. Yamakata, T. Kikegawa and O. Shimomura, *Phys. Rev. B* 46 (1992) p. 6031.
67. V. L. Solozhenko and O. O. Kurakevych, *Acta Crystallogr. Sect. B* 61 (2005) p. 498.
68. V. L. Solozhenko, O. O. Kurakevych and A. Y. Kuznetsov, *J. Appl. Phys.* 102 (2007) p. 063509.
69. V. L. Solozhenko, O. O. Kurakevych, E. G. Solozhenko, J. Chen and J. B. Parise, *Solid State Comm.* 137 (2006) p. 268.
70. A. V. Talyzin, V. L. Solozhenko, O. O. Kurakevych, T. Szabó, I. Dékány, A. Kurnosov and V. Dmitriev, *Angewandte Chemie Int. Ed.* 47 (2008) p. 8268.

Table 1.

Theoretical values of Vickers hardness for some hypothetical superhard high-pressure phases

Solids ^a	$-\Delta G_f^\circ$, kJ mole ⁻¹	$-\Delta G_{at}^\circ$, kJ mole ⁻¹	V , cm ³ mole ⁻¹	N	$\frac{2\Delta G_{at}^\circ}{NV}$, GPa	χ_x	χ_y	β	$H_{V\text{ theor.}}$, GPa
C ₃ N ₄	60 ^b	3896.0	35.45 ^b	4	55.0	3.04	2.55	0.8393	41.7
c-BC ₅	96 ^b	3971.1	21.32	4	93.1	2.55	2.04	0.7903	70.6
c-BC ₃	62 ^b	2594.6	14.09 ^b	4	92.1	2.55	2.04	0.7903	73.2
d-B ^c	0 ^b	518.8	4.242 ^c	4	61.2	2.04	2.04	1	61.2
hp-B ₂ O ₃	1272.9 ^b	3005.7	22.29 ^d	4	67.4	3.44	2.04	0.5543	37.4
hp-B ₂ O ₃	1272.9 ^b	3005.7	21.0 ^e	6	47.07	3.44	2.04	0.5543	26.4
CO ₂ (α -SiO ₂)	294.0 ^b	1429.0	14.5 ^b	4	49.3	3.44	2.55	0.725	35.7
"d-C ₂ O" ^f	148.7 ^b	1722.9	10.64	4	81.0	3.44	2.55	0.725	58.7
d-CO	37.0 ^b	940.0	5.90	4	79.7	3.44	2.55	0.725	57.8

- a the calculations have been performed with $\varepsilon = 1$; thermodynamic data from Refs. 18,20,22-26;
- b the values have been estimated using the standard Gibbs energies of formation of known compounds in the corresponding binary systems;
- c the length of B–B bond taken as 1.66 Å;
- d molar volume of β -B₂O₃ phase;
- e estimation for the lowest possible limit of the molar volume of B₂O₃ according to the covalent radius data [18];
- f buckled layers of graphite are connected by oxygen atoms.

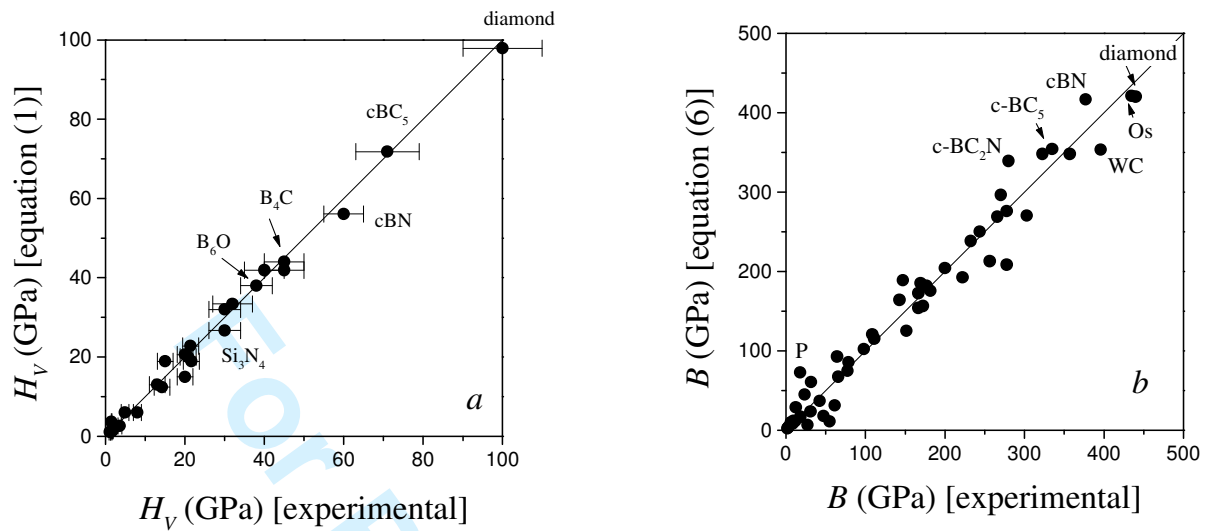


Fig. 1 Hardness and bulk modulus as a function of Gibbs energy of atomization. (a) Comparison of experimental values of Vickers hardness of various phases with corresponding values calculated in the framework of the model proposed in the present paper [equation (1)]. (b) Comparison of experimental bulk moduli of various phases with values calculated by equation (6).

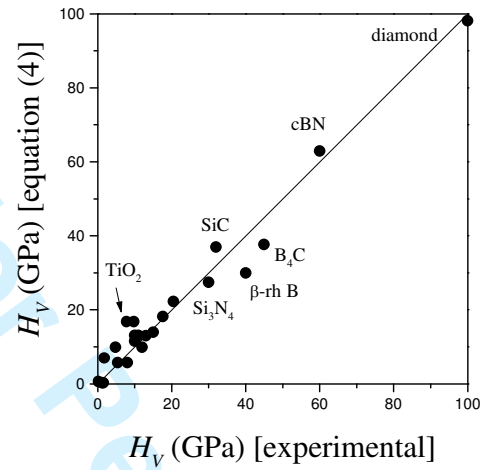


Fig. 2 Hardness as a function of enthalpy at a melting point. Comparison of experimental values of Vickers hardness of various phases with corresponding values calculated using equation (4).

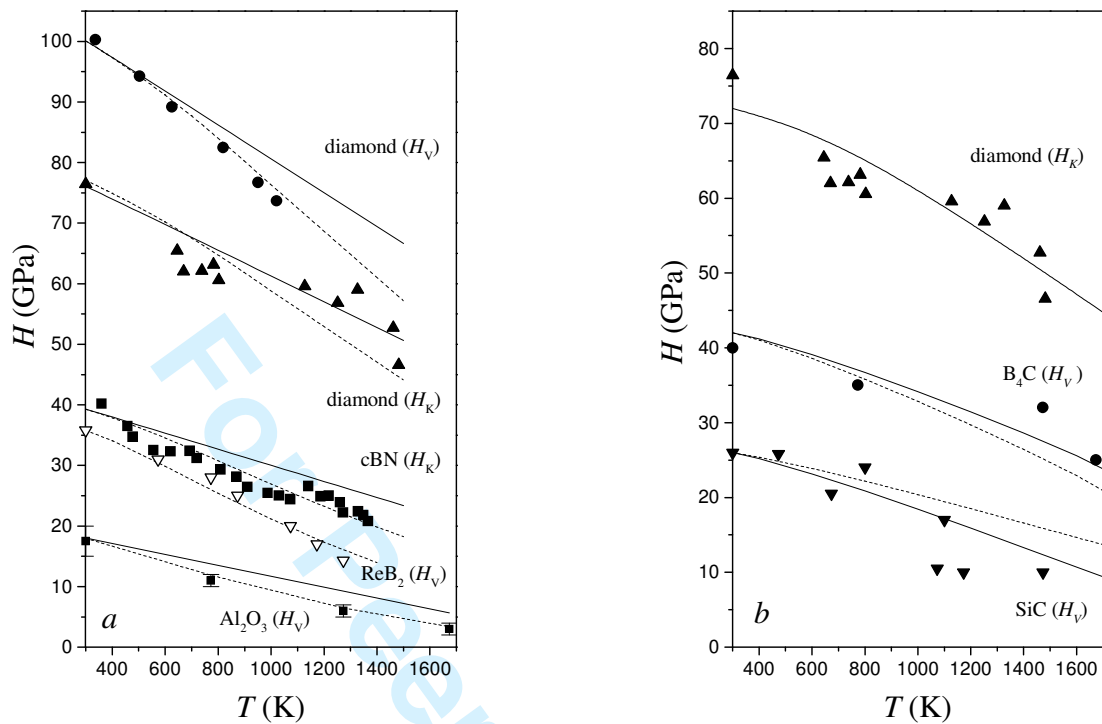


Fig. 3 Temperature dependence of hardness of single-crystal diamond, polycrystalline cBN (mean particle size of 5 μm), single-crystal ReB_2 , and B_4C -, SiC - and Al_2O_3 -based ceramics. The symbols represent the experimental data obtained by static indentation [4,20,54,55,59,60]. (a) The lines show the results of calculation using equation (8) under assumption that $\alpha = \text{const}$ (solid line) and using equation (9) for α (dashed line). (b) The lines correspond to the calculations using equations (10) (dashed line) and (11) (solid line).

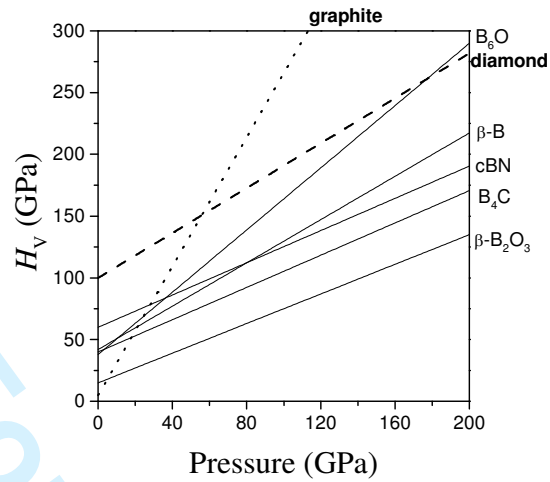


Fig. 4 Prediction of pressure dependence of hardness using experimental data on bulk moduli and their pressure derivatives [equation (15)].