



HAL
open science

Interaction of vortices and drift waves: a point vortex model

Xavier Leoncini, Alberto Verga

► **To cite this version:**

Xavier Leoncini, Alberto Verga. Interaction of vortices and drift waves: a point vortex model. 2011.
hal-00563942v2

HAL Id: hal-00563942

<https://hal.science/hal-00563942v2>

Preprint submitted on 2 Nov 2011 (v2), last revised 15 Jan 2013 (v3)

HAL is a multi-disciplinary open access archive for the deposit and dissemination of scientific research documents, whether they are published or not. The documents may come from teaching and research institutions in France or abroad, or from public or private research centers.

L'archive ouverte pluridisciplinaire **HAL**, est destinée au dépôt et à la diffusion de documents scientifiques de niveau recherche, publiés ou non, émanant des établissements d'enseignement et de recherche français ou étrangers, des laboratoires publics ou privés.

Interaction of vortices and drift waves: a point vortex model

Xavier Leoncini*

*Aix-Marseille Université, CPT-CNRS UMR 6207,
Campus de Luminy, Case 907 - 13288 Marseille cedex 9, France*

Alberto Verga†

*Aix-Marseille Université, IM2NP-CNRS UMR 6242,
Campus de St Jérôme, Case 142, 13397 Marseille, France*

(Dated: November 2, 2011)

The complex interactions of localized vortices with self-generated waves is investigated using a model of point vortices in the presence of a transverse or longitudinal wave. This simple model shows a rich dynamical behavior including oscillations of a dipole, splitting and merging of two like-circulation vortices, and chaos. The analytical and numerical results of this model have been found to predict under certain conditions, the behavior of more complex systems, such as the vortices of the Charney-Hasegawa-Mima equation (drift waves in plasmas or in geostrophic flows), where the presence of waves strongly affects the evolution of large coherent structures.

PACS numbers: 47.32.Cc, 52.35.Kt

I. INTRODUCTION

Physical systems like large scale motion in oceans and atmospheres [1–3], space and laboratory plasmas [4, 5], or in statistical physics, the XY planar spin model [6, 7], are all able to generate both vortices and waves, whose interaction is one of the key to their behavior. The phenomenology of these systems is very rich, ranging from turbulence to self-organization, formation of coherent structures [8–11] and anomalous transport [12–14]. Understanding the elementary mechanisms dominating the dynamics is crucial to model the statistical properties of these flows. One important fundamental process is the vortex interaction in presence of waves. Indeed, it has been observed that collisions of vortices may induce their merging, and on the other hand, the inverse process of splitting is also possible, large vortices may break under the action of waves. Both mechanisms are accompanied by the emission of waves, as for instance in the interaction of plasma vortices and drift waves [15–17].

The role played by waves in the interaction and evolution of vortices is not well known. A comparison of the long-time evolution of Euler decaying two-dimensional turbulence [10] and the Hasegawa-Mima one (which supports wave modes) [18], shows that the relaxation towards a kind of thermodynamic equilibrium state [19] is much longer or unreachable in presence of a wave field [16, 20, 21]. This illustrates that vortex interactions are largely influenced by the presence of waves.

A common feature of these vortex-wave systems is that they are almost two-dimensional and may be described by a conservation equation which is a slight generalization of the vorticity Euler equation. In general the existence

of vortex solutions is related to the so-called Poisson non-linearity, which is the two-dimensional version of the convective nonlinearity in a normal fluid, or the electrostatic drift in magnetized plasmas. Besides, waves may be related to some source of divergence of the velocity field, as compressibility or as in the two-dimensional reduction of a stratified flow. The equation for the generalized vorticity Ω , containing these basic mechanisms (a linear dispersion relation, and a Poisson nonlinearity) is given by

$$\frac{\partial \Omega}{\partial t} + [\psi, \Omega] = 0, \quad (1)$$

where $[f, g] = f_x g_y - f_y g_x$ (f and g are arbitrary functions of (x, y) , and the indices denote derivatives) is the usual Poisson bracket, and ψ is the stream function; the actual relation $\Omega = F(\psi)$ depends on the considered physical system, for the Euler equation it is simply given by $\Omega = -\nabla^2 \psi$. This equation expresses the conservation of the generalized vorticity following the current lines. The Hasegawa-Mima equation for plasma drift waves [4, 22], also known in fluid mechanics as the Charney geostrophic equation for Rossby waves [23–25], reduces to (1) with the generalized vorticity,

$$\Omega = -\nabla^2 \psi + \psi / \rho_s^2 - (v_d / \rho_s^2) x, \quad (2)$$

where ψ is, in the plasma case, related to the electric potential (in suitable units), ρ_s is the hybrid Larmor radius (Rossby length in the atmosphere) and v_d is the drift wave velocity. The similarity of the equations governing Rossby waves in the atmosphere and drift waves in a plasma, may be traced back to the analogy between Coriolis and Lorentz forces, which determine the form of the dispersion relation, and the common convective nonlinearity, which reduces to a Poisson bracket in two dimensions. These two parameters, a length scale and characteristic velocity, are related to important physical effects that modify the system dynamics with respect to

* Xavier.Leoncini@cpt.univ-mrs.fr

† Alberto.Verga@univ-provence.fr

the one of the simpler Euler fluid. Indeed, the Charney-Hasegawa-Mima equation admits both waves and localized vortices solutions [11, 17, 26–28], allowing a rich nonlinear dynamics as shown in numerical simulations. For instance, a dipole vortex has an oscillatory trajectory when its symmetry axis is inclined with respect to the wave direction of propagation [29], or like-sign vortices (monopoles) may merge, under appropriated conditions [15].

In the limit of vanishing drift velocity, localized vortices can become point vortices,

$$\Omega \rightarrow \frac{\Gamma}{2\pi} \delta(\mathbf{x}) \quad (3)$$

of circulation Γ , with an interaction whose range is of the order of the characteristic length ρ_s . The drift velocity is related to the phase velocity of drift waves, the dispersion relation being

$$\omega_{\mathbf{k}} = v_d k_y / (1 + \rho_s^2 k^2), \quad (4)$$

with ω the frequency and \mathbf{k} the two-dimensional wavenumber.

The vortex-wave interaction is in general extremely complicated, involving the emission and scattering of waves by the vortices and simultaneously the deformation of the vortex shape by the wave field [30]. In this paper we investigate the interaction of localized vortices with waves, using the approximation that the wave is fixed, not affected by the vortices. We distinguish two situations according to the longitudinal or transverse character of the imposed wave. transverse waves are naturally generated by the dynamics of Eq. (1), while longitudinal ones appear as a source term associated with the longitudinal component of the pressure driven velocity [31, 32]. We show that in both cases the interaction of like circulation vortices with the wave can trigger their merging, or depending on the initial positions and wave strength, their separation.

In the following section, Sec. II, we state the basic equations of the point vortex model, for the transverse and longitudinal external wave. In Secs. III and IV we investigate the different dynamical regimes that the presence of the wave, transverse and longitudinal respectively, can induce in the motion of the point vortices, we describe the dipole (opposite circulation vortices) and the monopole (like-circulation vortices) trajectories, we find the range of parameters where the strong interaction of the monopole and the wave leads to their merging or splitting. In Sec. V we compare the results of Secs. III and IV, with numerical simulations of the Charney-Hasegawa-Mima equation, and finally (Sec. VI) we conclude with a summary and brief discussion of the results.

II. TRANSVERSE AND LONGITUDINAL WAVES: POINT VORTEX MODEL

In principle, the wave term in the generalized vorticity (2), proportional to the x -coordinate and obviously non localized, forbids the solution of (1) in the form of an assembly of point vortices [33]. However, in a first approximation we may consider a system where the vorticity is highly concentrated but subject to the action of a wave field in such a way that the effect of the vortices on the wave may be neglected. If one neglects the internal structure of the localized vortices and concomitantly, the feedback effects on the wave, the velocity field can be considered as resulting from the superposition of two terms, one related to the point vortices and one related to the wave. Therefore, our basic model will be two point vortices driven by the action of an external wave. We show that, in spite of its extreme simplicity, this system contains a rich dynamics that can model processes such splitting and fusion, and deterministic or chaotic propagation of vortices.

Point vortices are defined by a potential vorticity distribution given by a superposition of Dirac functions,

$$\Omega_l(\mathbf{x}, t) = \frac{1}{2\pi} \sum_{\alpha=1}^N \Gamma_{\alpha} \delta(\mathbf{x} - \mathbf{x}_{\alpha}(t)), \quad (5)$$

where \mathbf{x} is a vector in the plane of the flow, Γ_{α} is the circulation of vortex α , N is the total number of vortices, and $\mathbf{x}_{\alpha}(t)$ is the vortex position at time t . Point vortices are known to be exact solutions of Euler equations [34], that is when the vorticity is given by $-\nabla^2 \psi_l$ in terms of the local stream function ψ_l , but they are also exact solutions of the more general equation (1), for $\Omega = \Omega_l$,

$$\Omega_l = -\nabla^2 \psi_l + \psi_l / \rho_s^2. \quad (6)$$

The usual ψ_l (solution of the Poisson equation), which gives a logarithmic interaction, is replaced in the second case (6), by a modified Bessel function K_0 interaction (solution of the Helmholtz equation).

To determine the wave contribution to the velocity field we consider first the usual derivation of (1) [23], giving a perpendicular velocity field (in the (x, y) plane), and then, the contribution due to a non-stationary perturbation of the vertical pressure gradient, that will add a parallel (vertical, in the z direction) component to the fluid velocity [31]. In order to be specific, we choose the geostrophic flow [24], but a parallel reasoning can be followed for the plasma system. The velocity field \mathbf{v} satisfies the motion equation,

$$\frac{\partial \mathbf{v}}{\partial t} + \mathbf{v} \cdot \nabla \mathbf{v} = -\frac{\nabla p}{\rho} - g \nabla h + f \mathbf{v} \times \hat{\mathbf{z}}, \quad (7)$$

where $h = h(\mathbf{x}, t)$ with $\mathbf{x} = (x, y)$, is the deviation of the elevation of the atmospheric layer from its mean value H_0 , ρ is the fluid density, $p = P - \rho g h$ the residual

pressure (here P is the total pressure), g the acceleration of gravity, and $f = f(y)$ the Coriolis frequency (which is a function of the latitude). The usual choice of coordinates is x in the equator east direction and y in the north direction; we use here the plasma convention $(x, y) \rightarrow (y, -x)$. We consider the low Rossby number situation $\text{Ro} = |\Omega/f| \ll 1$, when inertia is small with respect to the Coriolis force. In a first approximation the solution of (7) is obtained from the balance of the two last forces, giving the drift velocity,

$$\mathbf{v}_\perp = \frac{g}{\langle f \rangle} \hat{\mathbf{z}} \times \nabla h, \quad (8)$$

where $\langle f \rangle$ is the averaged value of the Coriolis frequency. Inserting this velocity into the equation for the vorticity, and neglecting small terms in the Rossby number Ro one obtains the Charney-Hasegawa-Mima equation (1),

$$\frac{\partial}{\partial t}(\psi - \rho_s^2 \nabla^2 \psi) + v_d \frac{\partial}{\partial y} \psi + [\psi, -\rho_s^2 \nabla^2 \psi] = 0, \quad (9)$$

where we denoted $\psi = gh/\langle f \rangle$ the current function (in the plasma case $\psi = V/\langle B_z \rangle$, with V the electrostatic potential, and $\langle B_z \rangle$ the characteristic magnetic field), $v_d = (gH_0)^{1/2}$ is the drift velocity, and $\rho_s = v_d/\langle f \rangle$ is the Rossby length.

The vertical part of the velocity can be obtained, in the next approximation, from the balance of the residual pressure and the inertia term $\partial v_z/\partial t = -(1/\rho)\partial p/\partial z$. We assume a solution in the form of a wave,

$$v_z = \frac{k_z p}{\omega_z \rho} = \frac{\partial}{\partial z} \phi(z, \mathbf{x}, t), \quad (10)$$

where ω_z and k_z characterize the inverse temporal and length variations of the residual pressure p ; we also introduced the velocity potential ϕ . Therefore, the continuity equation is modified by the vertical flow

$$\left(\frac{\partial}{\partial t} + \mathbf{v}_\perp \cdot \nabla \right) \log \frac{h}{H_0} = -\nabla_\perp \cdot \mathbf{v}_\perp - \frac{\partial^2}{\partial z^2} \phi \quad (11)$$

where the extra last term, neglected in the derivation of (9), contributes as a source in the vorticity equation,

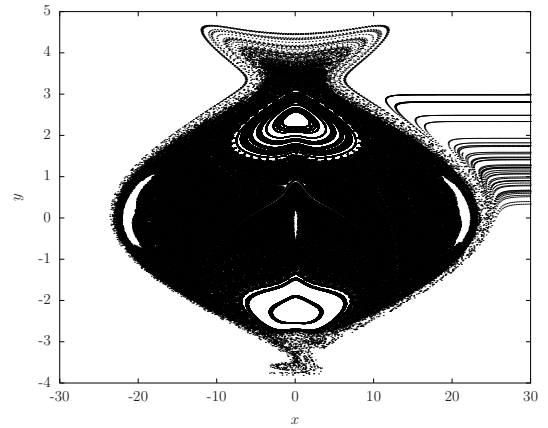
$$\frac{\partial}{\partial t} \left(\frac{\psi}{\rho_s^2} - \nabla^2 \psi \right) + \frac{v_d}{\rho_s^2} \frac{\partial}{\partial y} \psi + [\psi, -\nabla^2 \psi] = S(\mathbf{x}, t), \quad (12)$$

where S , on the right hand side, is estimated at the mean height H_0 ,

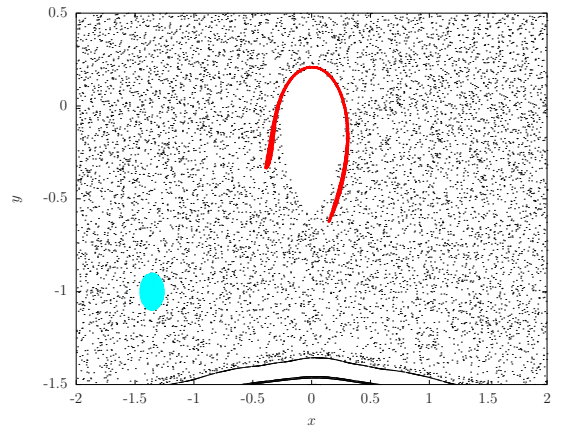
$$S(\mathbf{x}, t) = \left\langle f \frac{\partial^2}{\partial z^2} \phi(z, \mathbf{x}, t) \right\rangle.$$

In summary, we considered two different approximations. In the first case, we can associate a velocity field having the form,

$$\mathbf{v}(\mathbf{x}, t) = \hat{\mathbf{z}} \times \nabla \psi(\mathbf{x}, t), \quad \psi = \psi_l + \psi_w \quad (13)$$



(a)



(b)

FIG. 1. (Color online) Poincaré section of the two vortices-wave system (17), in $(x = x_1 - x_2, y = y_1 - y_2)$ phase plane (a); runaway trajectories (vortex splitting) are present together with others approaching the origin (vortex merging), and large chaos regions. (b) Zoom of the central region that show “merging” trajectories, an ensemble of initial points (blue circle) approaches the center (red arc) in one period.

to (9), where the stream function is assumed to result from the superposition of the point vortex term ψ_l and the nonlocal (wave) term ψ_w ; and, in the second case (12), the velocity field can be chosen as,

$$\mathbf{v}(\mathbf{x}, t) = \hat{\mathbf{z}} \times \nabla \psi_l(\mathbf{x}, t) + \nabla \phi(\mathbf{x}, t), \quad (14)$$

where, in addition to the rotational component derived from the stream function ψ_l , there is a gradient component ϕ , whose physical origin is related to the non-stationary pressure perturbations in the vertical direction. [24, 31, 32]. The first case (13) corresponds to a system of point vortices in the field of a transverse wave, and the second case (14), to the presence of a longitudinal wave.

The motion of the vortices, as a consequence of the Helmholtz theorem [35], is determined by the value of the velocity $\mathbf{v} = \hat{\mathbf{z}} \times \nabla \psi + \nabla \phi$ [which contains both cases (13) and (14)], at the position of the vortices; the correspond-

ing equations of motion can be written in Hamiltonian form,

$$\Gamma_\alpha \dot{\mathbf{x}}_\alpha = \hat{\mathbf{z}} \times \frac{\partial H}{\partial \mathbf{x}_\alpha} + \Gamma_\alpha \nabla \phi(\mathbf{x}_\alpha, t). \quad (15)$$

where the Hamiltonian H is given by

$$H = \frac{1}{2\pi} \sum_{\alpha > \beta} \Gamma_\alpha \Gamma_\beta U(|\mathbf{x}_\alpha - \mathbf{x}_\beta|) + \sum_\alpha \Gamma_\alpha \psi_w(\mathbf{x}_\alpha, t), \quad (16)$$

with $U(x) = -\log(x)$ in the Euler case, and $U(x) = K_0(x/\rho_s)$, the modified Bessel function of zero order, in the more general case (when $\rho_s \rightarrow \infty$ it tends to the logarithm). When the distance between the vortices is smaller than the typical interaction length (ρ_s) the behavior of the two systems is similar, in the opposite case, the K_0 interaction decreases exponentially and the vortices become almost free at large separations.

The Hamiltonian (16) explicitly depends on time, and in the case of two vortices reduces to the class of $1 - 1/2$ degree of freedom, which generically display Hamiltonian chaos[36]. We can therefore expect that two initially well separated trajectories may approach each other closely or, at variance, two initially close vortices may follow diverging trajectories. Translating these behaviors to the extended system described by the Charney-Hasegawa-Mima equation, we anticipate merging and splitting of localized structures.

III. DYNAMICS OF TWO POINT VORTICES IN THE FIELD OF A TRANSVERSE WAVE

We assume that a particular solution of (9), as discussed in the previous section, can be approximated by $\psi = \psi_l + \psi_w$, where the first term represents two point vortices of circulations Γ_1 and Γ_2 , and the second term, a wave $\psi_w = \Gamma_0 \cos(ky - \omega t)$ of amplitude Γ_0 , wavenumber $\mathbf{k} = (0, k)$, and frequency ω . The motion equation (15) of the vortex pair writes,

$$\dot{\mathbf{x}}_1 = \frac{\Gamma_2}{2\pi\rho_s} \begin{pmatrix} y_1 - y_2 \\ x_2 - x_1 \end{pmatrix} \frac{K_1(r/\rho_s)}{r} - \hat{\mathbf{x}}\Gamma_0 k \sin(ky_1 - \omega t), \quad (17a)$$

$$\dot{\mathbf{x}}_2 = \frac{\Gamma_1}{2\pi\rho_s} \begin{pmatrix} y_2 - y_1 \\ x_1 - x_2 \end{pmatrix} \frac{K_1(r/\rho_s)}{r} - \hat{\mathbf{x}}\Gamma_0 k \sin(ky_2 - \omega t), \quad (17b)$$

where $\mathbf{x}_i = (x_i, y_i)$, $i = 1, 2$, are the vortex positions, r their distance of separation, and K_1 the modified Bessel function of first order. In the absence of wave, the system of two identical vortices Γ , behaves as a nonlinear oscillator of frequency $\Gamma K_1(r_0/\rho_s)/2\pi\rho_s r_0$ (where r_0 is the initial distance), so (17) belongs to the class of a one and a half degrees of freedom hamiltonians, that generically exhibit chaotic trajectories.

To identify the diverse dynamical patterns of (17), corresponding to a set of initial conditions, we represent in Fig. 1 the Poincaré section of the phase space

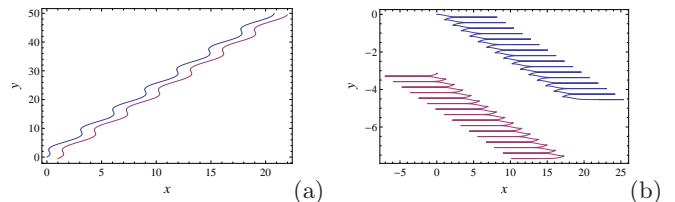


FIG. 2. (Color online) Trajectory of the dipole vortex in a transverse wave. (a) A representative case of the oscillatory dipole motion; (b) particular solution showing horizontal excursions.

$\mathbf{r} = (x, y) = (x_1 - x_2, y_1 - y_2)$ using the parameters $\Gamma = 8\pi$, $\Gamma_0 = 5.6$, $k = 3\pi/10$ and $\omega = k/(1 + k^2)$ (in units of ρ_s and v_d). We may distinguish periodic and quasiperiodic, chaotic and runaway trajectories, depending on the initial positions of the vortices. Chaotic trajectories may include a set of initial conditions that rapidly (in a few periods) approaches the origin, as shown in Fig. 1(b). This particular kind of trajectories, in an extended dissipative system, should correspond to merging of vortices. Moreover, runaway trajectories should correspond to splitting of initially bounded monopoles. We show in Sec. V, that these processes, including complex monopole interactions, are effectively observed in the dynamics of the Charney-Hasegawa-Mima equation.

If the two vortices have opposite circulations $\Gamma_1 = -\Gamma_2$, the system (17) becomes integrable,

$$\dot{x} = -\Gamma_0 k \sin ky \cos(kY - \omega t), \quad (18a)$$

$$\dot{y} = 0, \quad (18b)$$

$$\dot{X} = \frac{\Gamma y}{2\pi\rho_s} \frac{K_1(r/\rho_s)}{r} - \Gamma_0 k \cos ky \sin(kY - \omega t), \quad (18c)$$

$$\dot{Y} = -\frac{\Gamma x}{2\pi\rho_s} \frac{K_1(r/\rho_s)}{r}, \quad (18d)$$

where $x = (x_1 - x_2)/2$, $y = (y_1 - y_2)/2$, $X = (x_1 + x_2)/2$ and $Y = (Y_1 + Y_2)/2$. The solutions to these equations are typically dipole trajectories that follow a straight line to which is superposed an oscillation (Fig. 2a). One particular solution is obtained in the case $y = n\pi/k$ with n integer, the vortex separation in the y direction is a multiple of the wavelength. In this case the vortices drift with a constant velocity in the y direction and execute horizontal excursions in the form,

$$X(t) = V_0 t - \Gamma_0 k \cos(t/t_0), \quad (19)$$

where the constants V_0 and t_0 depend on the initial conditions. These horizontal excursions are present in the trajectory shown in Fig. 2b.

IV. DYNAMICS OF TWO POINT VORTICES IN THE FIELD OF A LONGITUDINAL WAVE

We consider now the motion of two vortices in the presence of a longitudinal wave. The basic equations of

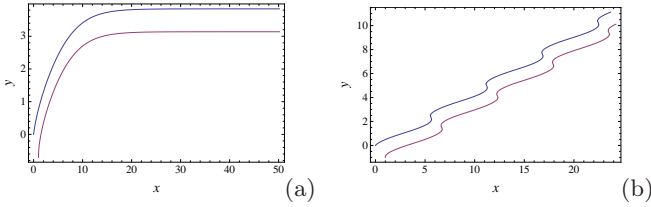


FIG. 3. (Color online) Trajectory of the dipole vortex in a longitudinal wave. (a) A representative case of the dipole motion locking when $|V| < \alpha_0$; (b) the weak wave case ($|V| > \alpha_0$), the dipole trajectory is modulated by the wave. Parameters: $g = 1$, $a = 0.3$, $\mathbf{x}_1 = (0, 0)$, $\mathbf{x}_2 = (1, -0.7)$ (a) and $\mathbf{x}_2 = (1, -1)$ (b), $t_f = 50$.

the model are directly derived from (15), where we put $\psi_w = 0$ and choose a wave potential simply defined by $\phi = \Gamma_0 \cos(\mathbf{k} \cdot \mathbf{x} - \omega t)$, with Γ_0 the wave amplitude, \mathbf{k} the wave vector, and ω the wave frequency,

$$\dot{\mathbf{r}} = \Gamma_+ \hat{\mathbf{z}} \times \frac{\mathbf{r}}{r^2} - 2\Gamma_0 \mathbf{k} \cos(\mathbf{k} \cdot \mathbf{R} - \omega t) \sin\left(\frac{\mathbf{k} \cdot \mathbf{r}}{2}\right), \quad (20)$$

$$\dot{\mathbf{R}} = \Gamma_- \hat{\mathbf{z}} \times \frac{\mathbf{r}}{2r^2} - \Gamma_0 \mathbf{k} \sin(\mathbf{k} \cdot \mathbf{R} - \omega t) \cos\left(\frac{\mathbf{k} \cdot \mathbf{r}}{2}\right), \quad (21)$$

(in the $\rho_s \rightarrow \infty$ limit), where $\mathbf{r} = \mathbf{r}_1 - \mathbf{r}_2$ is the relative position of the vortices, $\mathbf{R} = (\mathbf{r}_1 + \mathbf{r}_2)/2$ is their “center of mass”, and $\Gamma_+ = (\Gamma_1 + \Gamma_2)/2\pi$, $\Gamma_- = (\Gamma_1 - \Gamma_2)/2\pi$, are their reduced circulations. For the analytical computations we take the simpler logarithmic interaction, although generalization to the modified Bessel interaction, should be straightforward.

For further calculations, it is useful to measure lengths in $1/k$ and time in $1/\omega$ units, and to perform a Galilean transformation to the frame moving at the wave phase velocity, leading to the following non-dimensional variables and parameters: $x' = \mathbf{k} \cdot \mathbf{r}/2$, $y' = \mathbf{k} \cdot (\hat{\mathbf{z}} \times \mathbf{r})/2$, $t' = \omega t$, $X' = \mathbf{k} \cdot \mathbf{R} - t$, $Y' = \mathbf{k} \cdot (\hat{\mathbf{z}} \times \mathbf{R})$, the distance $\mathbf{r}' = (x', y')$, and center of mass $\mathbf{R}' = (X', Y')$ vectors, and parameters $\alpha_0 = \Gamma_0 k^2/\omega$, for the wave amplitude $\alpha_+ = \Gamma_+ k^2/4\omega$, $\alpha_- = \Gamma_- k^2/4\omega$, for the vortices circulation (in the following we drop the primes). The coordinate system is chosen, without loss of generality, so that the x -axis is parallel to the vector \mathbf{k} .

In addition to the analytical calculations, we compute the point vortices trajectories in the presence of a longitudinal wave, by direct integration of the motion equations in the form,

$$\dot{\mathbf{x}}_1 = g \begin{pmatrix} y_1 - y_2 \\ x_2 - x_1 \end{pmatrix} \frac{K_1(\nu r)}{r} - \hat{\mathbf{x}} a \sin(x_1 - t), \quad (22a)$$

$$\dot{\mathbf{x}}_2 = \mp g \begin{pmatrix} y_2 - y_1 \\ x_1 - x_2 \end{pmatrix} \frac{K_1(\nu r)}{r} - \hat{\mathbf{x}} a \sin(x_2 - t), \quad (22b)$$

for arbitrary $\nu = 1/k\rho_s$. We used $g = k\Gamma/\omega\rho_s$, where $\Gamma = \Gamma_1 = -\Gamma_2$ for the dipole (minus sign), and $\Gamma = \Gamma_1 = \Gamma_2$ for the monopole (plus sign), and $a = k\Gamma_0/\omega\rho_s$

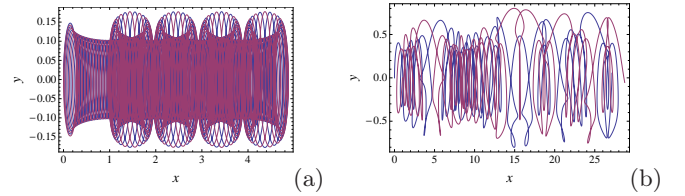


FIG. 4. (Color online) Quasi-periodic (a) and chaotic (b) motion of the monopole, in the long-wave case. Parameters $\mathbf{x}_1 = (0, 0)$, $\mathbf{x}_2 = (0.3, 0)$ (a), and $\mathbf{x}_2 = (1, 0)$ (b), $t_f = 200$, $\Gamma_1 = 1$, $\Gamma_2 = 1$, $\Gamma_0 = 0.5$, $\omega = 1$.

(in units of $k = 1$ and $\omega = 1$). The vortex motions are qualitatively similar for finite range and logarithmic interactions; we show in the following, results for $\rho_s = 1$, and different choices of the initial positions and strengths g and a .

Two cases are of special interest, the so called “dipole”, when the vortices have opposite circulations $\alpha_+ = 0$, and the “monopole”, when the vortices have the same circulation $\alpha_- = 0$. Without wave the dipole moves in a straight line, and the monopole follows a circular trajectory.

In the dipole case, the equations of motion reduce to the completely integrable system

$$\dot{x} = -\alpha_0 \cos X \sin x, \quad (23a)$$

$$\dot{y} = 0, \quad (23b)$$

$$\dot{X} = -1 - \alpha_0 \sin X \cos x + \alpha_- \frac{y}{r^2}, \quad (23c)$$

$$\dot{Y} = -\alpha_- \frac{x}{r^2}. \quad (23d)$$

where $r^2 = x^2 + y^2$. Examples of dipole trajectories are presented in Fig. 3.

Although the motion of a dipole interacting with a wave is integrable, to find a quadrature is difficult, so some insight can be gained by studying particular exact solutions of (23). In analogy with the transverse wave case, solutions with $\mathbf{r} = \mathbf{r}_0$ constant exist if $x = n\pi$ (the vortex distance in the x direction is a multiple of the wavelength). In such a case, we can define $\omega_0 = \alpha_-/(r_0^2)$, the characteristic frequency of the dipole, and $V = -1 + \omega_0 y_0$, the x -component of the speed of the unperturbed dipole in the frame of the wave. We obtain for \mathbf{R}

$$\dot{X} = V + (-1)^{n+1} \alpha_0 \sin X \quad Y = -\omega_0 x_0 t. \quad (24)$$

This equation naturally leads to two different cases, depending on the value of $|V/\alpha_0|$, which determines the existence of a fixed point for X . In one case ($|V| > \alpha_0$) the x -component of the dipole speed \dot{X} remains constant sign, while it change sign in the opposite case ($|V| < \alpha_0$) and thus can eventually approach a fixed point.

We first notice, that in the very simple case where $V = 0$ (the x -component of speed of the unperturbed dipole is equal to the phase velocity), which we call the resonant case, the equation (24) becomes $\dot{X} = (-1)^{n+1} \alpha_0 \sin X$. This equation predicts the existence of selected directions

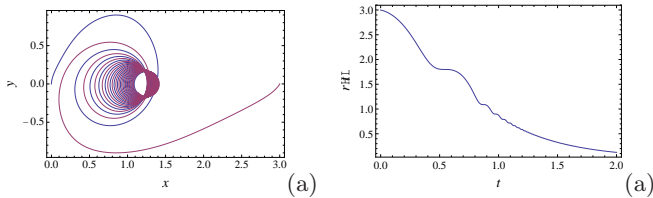


FIG. 5. (Color online) Vortex trajectory leading to fusion. Typical motion in the $\alpha_0 > 1$ case; (a) trajectory $t \in (0, 1.5)$, (b) vortex separation as a function of time. Parameters: $\mathbf{x}_1 = (0, 0)$, $\mathbf{x}_2 = (3, 0)$, $\Gamma = 8\pi$, $\Gamma_0 = 4$.

$X = n\pi$ for the dipole propagation, a feature reminiscent to the mode locking phenomenon as for instance the one observed by in [37, 38]. These directions correspond to the case where the dipole is located at an extremum of the wave, and therefore where the profile of the wave is flat. Therefore, if the condition $V = 0$ is satisfied the dipole will only see this flat profile and the influence of the wave on the dipole motion vanishes. Indeed, the general solution of (24) for $V = 0$ is

$$X = 2 \arctan \left(e^{(-1)^{n+1} \alpha_0 t} \tan \frac{X_0}{2} \right), \quad (25)$$

and the dipole sets itself in one of the selected directions where it does not see the wave.

A similar qualitative behavior to the special case $V = 0$, is found when $|V/\alpha_0| < 1$. The solutions of (24) show that $X(t)$ converge towards a fixed value $X_f = (-1)^n \arcsin \left(\frac{V}{\alpha_0} \right) + m\pi$. The difference here is that the dipole is trapped, and the wave forces the x -component of the dipole speed to the phase velocity ω/k , by adjusting the slope of the wave that the dipole will “see”, Fig. 3(a). On the other hand, if $|V/\alpha_0| > 1$, the dipole has enough strength to “surpass” the wave with V as the averaged x -component of its speed, Fig. 3(b). The wave has only a small influence on the dipole.

In the monopole case it is convenient to introduce polar coordinates: $x = r \cos \theta$, $y = r \sin \theta$, to obtain the system,

$$\dot{r} = -\alpha_0 \cos X \sin(r \cos \theta) \cos \theta, \quad (26a)$$

$$r \dot{\theta} = \frac{\alpha_+}{r} + \alpha_0 \cos X \sin(r \cos \theta) \sin \theta, \quad (26b)$$

$$\dot{X} = -1 - \alpha_0 \sin X \cos(r \cos \theta), \quad (26c)$$

$$\dot{Y} = 0. \quad (26d)$$

These three autonomous nonlinear equations allow chaotic behavior of the vortex trajectories, the external wave destroying the vortex integrals of motion. The variety of possible trajectories is illustrated in the series of Figs. 4, 5, and 6. We introduce various simplifying assumptions in order to qualitatively describe the behavior of the monopole in these different physical regimes. We first investigate the long wavelength limit in both weak and finite wave amplitude approximations, and then we

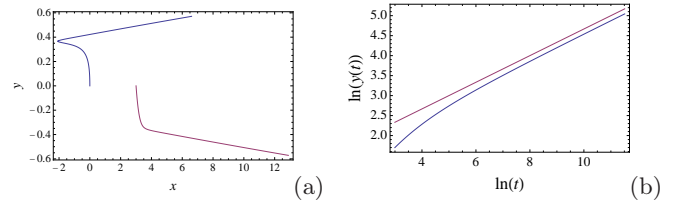


FIG. 6. (Color online) Trajectory of the monopole leading to the splitting. (a) Typical splitting process when the wave length is smaller than the vortices separation. (b) Long-time behavior, the straight line corresponds to a power-law fit with exponent $1/3$. Parameters are similar to the ones of Fig. 5, but with a wave phase of π .

discuss the small wave length behavior. We particularly focus on the merging or splitting trajectories, in the presence of a finite amplitude wave.

In the weak long-wave regime, we can assume that $|\alpha_0| \sim r \ll 1$, and $|\alpha_+| \sim 1$; the consistency of these assumption will be valid as long as r remain within the neighborhood of r_0 . A series perturbation development gives then,

$$r = r_0, \quad \theta = \omega_0 t, \quad (27)$$

$$X = t - \alpha_0 \cos t, \quad Y = Y_0, \quad (28)$$

where $\omega_0 = \alpha_+/r_0^2$ is the natural frequency of the unperturbed monopole. The vortex trajectories are therefore confined in a small region of maximum thickness $2\alpha_0$ around the circle.

But if we only assume that $r \ll 1$ and $|\alpha_0| \sim |\alpha_+| \approx 1$ (the wave amplitude is finite, comparable to the vortex intensity), the motion equations become,

$$\dot{\theta} = \frac{\alpha_+}{r^2}, \quad (29a)$$

$$\dot{r} = -\alpha_0 r \cos^2 \theta \cos X \approx -\frac{\alpha_0}{2} r \cos X, \quad (29b)$$

$$\dot{X} = -1 - \alpha_0 \sin X, \quad (29c)$$

where in the distance equation (29b), we approximated the cosine term by its mean value, using the fact that in the limit $r \rightarrow 0$, θ given by (29a) varies rapidly. We then obtain for X an equation similar to (24) with $V = 1$; it can be readily integrated to give

$$X(t) = -2 \arctan \left[\alpha_0 + s \tan \left(\frac{s}{2} (t - t_0) \right) \right] \quad (30)$$

for $\alpha_0 < 1$, and for $\alpha_0 > 1$,

$$X(t) = -2 \arctan \left[\alpha_0 - s \tanh \left(\frac{s}{2} (t - t_0) \right) \right], \quad (31)$$

where $s = |\alpha_0^2 - 1|^{1/2}$.

In the case, $\alpha_0 < 1$ and $r \ll 1$, quasi-periodic motion is possible. Indeed, for weak enough wave amplitude, one

retrieves the perturbation result, with $X(t) \approx X_0(t) = t(1 - \alpha_0^2)/(1 + \alpha_0^2) - 2 \arctan(\alpha_0)$ linear and

$$r \approx r_0 \exp \left[-\frac{\alpha_0(1 + \alpha_0^2)}{2(1 - \alpha_0^2)} \sin X_0(t) \right], \quad (32)$$

corresponding to a periodic separation superposed to a constant drift ($\dot{X}(t), 0$) in the x -direction, as illustrated in Fig. 4a. Increasing the initial distance between the vortices, one can enter a region where the trajectories become chaotic (see Fig. 4b).

The other case, $\alpha_0 > 1$, corresponds to the merging of the two vortices, as can be seen in Fig. 5. The center of mass motion X converges to a fixed value $X_f = -2 \arctan(\alpha_0 - \sqrt{\alpha_0^2 - 1})$; as a result, the distance r satisfies the long-time solution,

$$r \rightarrow r_0 \exp \left[-\frac{\alpha_0}{2} \cos(X_f)t \right], \quad (33)$$

where $\cos X_f$ is positive for $\alpha_0 > 1$. Therefore, we obtain in this case an exponential approach of the two vortices, accompanied with a diverging angular velocity $\dot{\theta} \rightarrow \infty$ (Fig. 5b). The merging characteristic time is $2/\alpha_0 \cos X_f(\alpha_0)$, and within the present approximation, it diverges when $\alpha_0 \rightarrow 1$. This is consistent with the vortex merging observed in the numerical solutions, as seen in Fig. 5.

Let us now consider the situation where, $r \gg 1$ (the wave length is small compared to the size of the monopole), $1 \lesssim \alpha_0 \sim \alpha_+ \ll r$, such that the first term in (26b) may be neglected. This case corresponds to the vortex splitting process, shown in Fig. 6. Equations (26) become now, $\theta \approx \text{const.}$ and

$$\dot{x} = -\alpha_0 \cos X \sin x \quad (34a)$$

$$\dot{X} = -1 - \alpha_0 \sin X \cos x \quad (34b)$$

$$\dot{y} = \frac{\alpha_+ x}{x^2 + y^2} \quad (34c)$$

$$(34d)$$

similar to Eqs. (23) for the dipole, but with a difference in the equation for $y(t)$. Asymptotically (34a,34b) give $x(t) + X(t) = \text{const.}$, which justifies the approximation

$$\dot{y} \approx \frac{\text{const.}}{y^2}, \quad y(t) \sim t^{1/3} \quad (35)$$

Indeed, if r is initially large, Eq. (35) shows that it remains large at long times. We confirmed the validity and verified by direct numerical integration of the vortex equations (22), that the asymptotic behavior of the vortex distance follows a power-law with the exponent 1/3 (see Fig. 6b).

V. WAVE-VORTEX INTERACTION IN THE CHARNEY-HASEGAWA-MIMA DYNAMICS

We consider now the Charney-Hasegawa-Mima equation in its two forms, (9) and (12), to study the evolution of two vortices in the presence of a transverse and

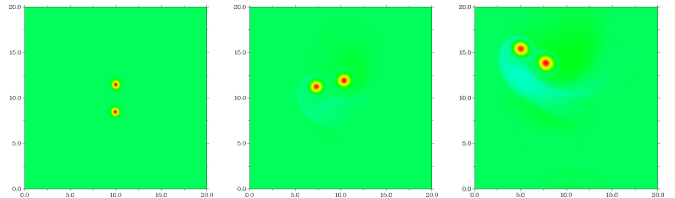


FIG. 7. (Color online) Potential vorticity of two gaussian monopoles at times 0 (left), 7.5 (center) and 15 (right), in units of ρ_s and v_d . Without the interaction with a wave, the vortices rotate and drift; the small diffusion of the vorticity is due to the presence of a viscosity term in (9).

a longitudinal wave, respectively. We demonstrated, in the context of the point vortices model, that the presence of a wave can induce a variety of behaviors, including merging, splitting and chaos. However, in real flows or plasma systems, a vortex has a spatial extension and waves have to obey a specific dispersion relation (4). Moreover, as mentioned before, the separation of waves and vortices is somewhat arbitrary, their interaction modifies both in such a way that the distinction can be made only within some length scale and time interval. It would then be interesting to analyze how the presence of a wave might influence processes such vortex merging, in the more general framework of the Charney-Hasegawa-Mima equation.

For this purpose we integrate numerically equations (9) and (12) to which we added a small dissipation term to ensure numerical stability. We consider two identical vortices; for each vortex we assign at the initial time, a local vorticity Ω_l in the form of a Gaussian blob,

$$\Omega_l = -\nabla^2 \psi(\mathbf{r}, 0) + \psi(\mathbf{r}, 0)/\rho_s^2 = \frac{b\Gamma}{\pi} \exp(-br^2), \quad (36)$$

($\psi(\mathbf{r}, 0)$ is the initial stream function), where b controls the extension of the vortex and Γ its circulation. In the case of a system governed by (9), since transverse waves are naturally generated, we shall not impose an external one, but instead add a wave form to the initial vorticity distribution and track its influence on the monopole trajectories. In the case of longitudinal waves, we solve (12) with a source term of the form,

$$S(\mathbf{x}, t) = S_0 \cos(ky - \omega t), \quad (37)$$

where S_0 measures the source strength (it has dimensions of a square frequency).

Simulations are made using periodic boundary conditions on a square domain of length $L = 20$, and the number of spectral modes is typically 1024^2 . The numerical code is based on a pseudo-spectral scheme with time stepping a fourth order Runge-Kutta algorithm; the time step is $\delta t = 10^{-3}$, and we used a the numerical viscosity of $\mu = 0.005$. We measure lengths and velocities in units of ρ_s and v_d , respectively. The initial state consists on two equal circulation vortices with vorticity distribution (36), where $b = 8$ and $\Gamma = 8\pi$. The set of parameters and

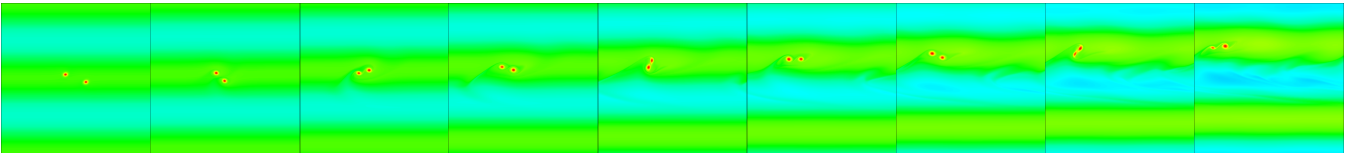


FIG. 8. (Color online) Potential vorticity of two vortices in the initial field of a transverse wave. The sequence shows the monopole complex trajectory, in the chaotic regime of the corresponding point vortex model. From left to right, $t = 0, 0.8, 1.6, 2.4, 3.2, 4.0, 4.8, 5.6, 6.4$, square of size 20^2 , and vortex size parameter $b = 16$.

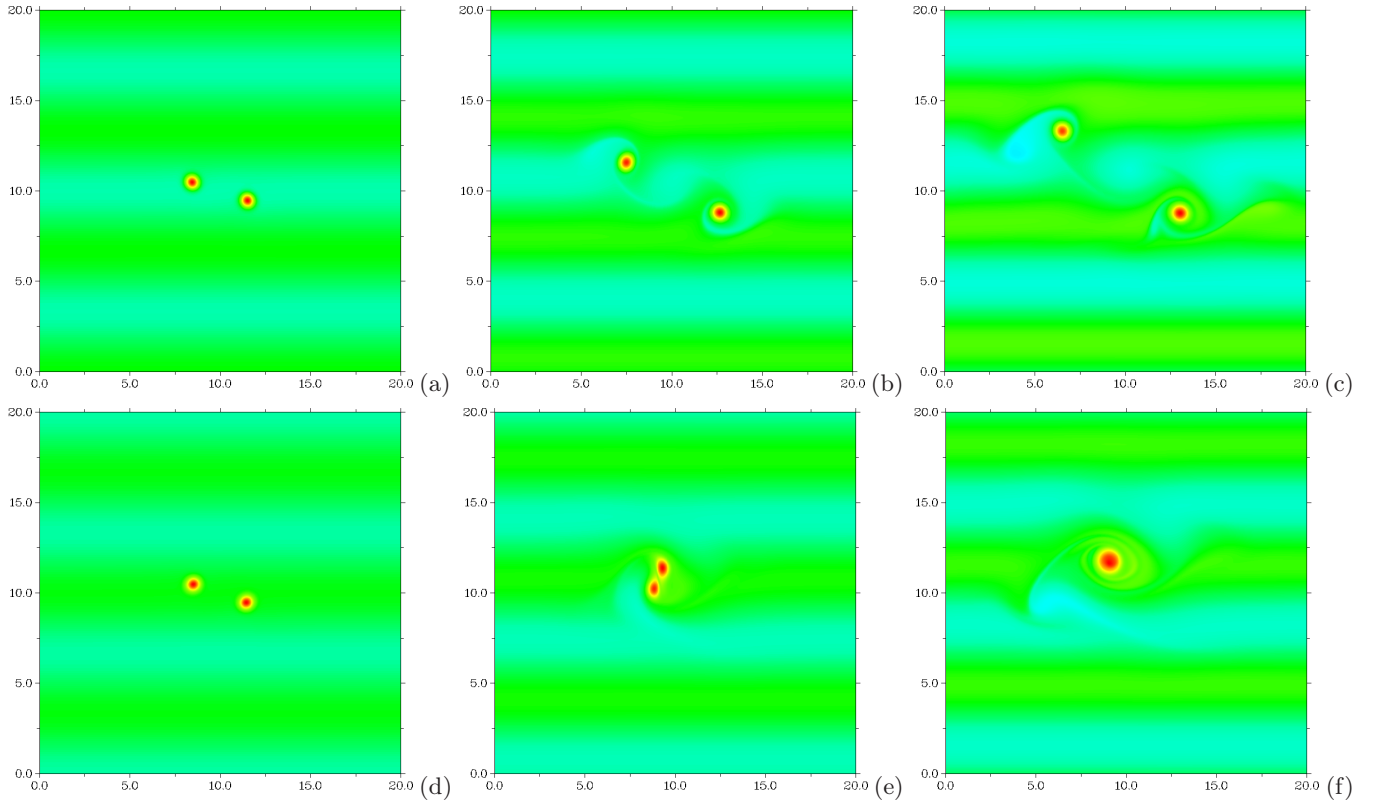


FIG. 9. (Color online) Evolution of two gaussian monopoles in the transverse wave case. Vortex and wave parameters are as in Fig. 1. The initial conditions, in (a) and (d), differ only in the phase of the wave with respect to the vortex positions. The first row (a-c) shows the splitting; the second row (d-f) the merging of the vortices.

initial vortex positions, used in the various simulations, correspond to the different cases studied with the point vortex model.

The reference case is displayed in Fig. 7, where we represent the potential vorticity Ω_l of Eq. (6) for three different times, of two monopoles in the absence of initial wave or external source. Without extra perturbations, the two monopoles simply rotate around each other and slowly drift in the y -direction; the distance between the vortices remains sensibly constant, their shape evolving in the viscous time scale. We note that the observed drift motion, is in fact influenced by the emission of a wake, showing that, although gaussian monopoles are long lived structures, they are not exact solutions of the Charney-Hasegawa-Mima equation.

Let us first investigate the transverse wave case, where

in addition to the two monopoles we superpose an initial wave $k^2\Gamma_0 \cos(ky)$. As it could be inferred from the large chaotic regions observed in the point vortex model (Fig. 1), for a range of initial conditions the behavior of the two monopoles is unpredictable. In the sequence of Fig. 8, the vortices rotate, approach each other, interchange vorticity, and separate in the background of the wave vorticity. In this case, the initial wave is in phase with the vortices, and as a result, they drift with the wave and rotate at a high frequency compared to the free case of Fig. 7. The horizontal drift is easily explained by the model (17) that implies,

$$\begin{aligned} \frac{d}{dt}[x_1(t) + x_2(t)] &= 2\Gamma_0 k \sin(\omega t) \cos[k(y_1 - y_2)/2], \\ \frac{d}{dt}[y_1(t) + y_2(t)] &= 0 \end{aligned} \quad (38)$$

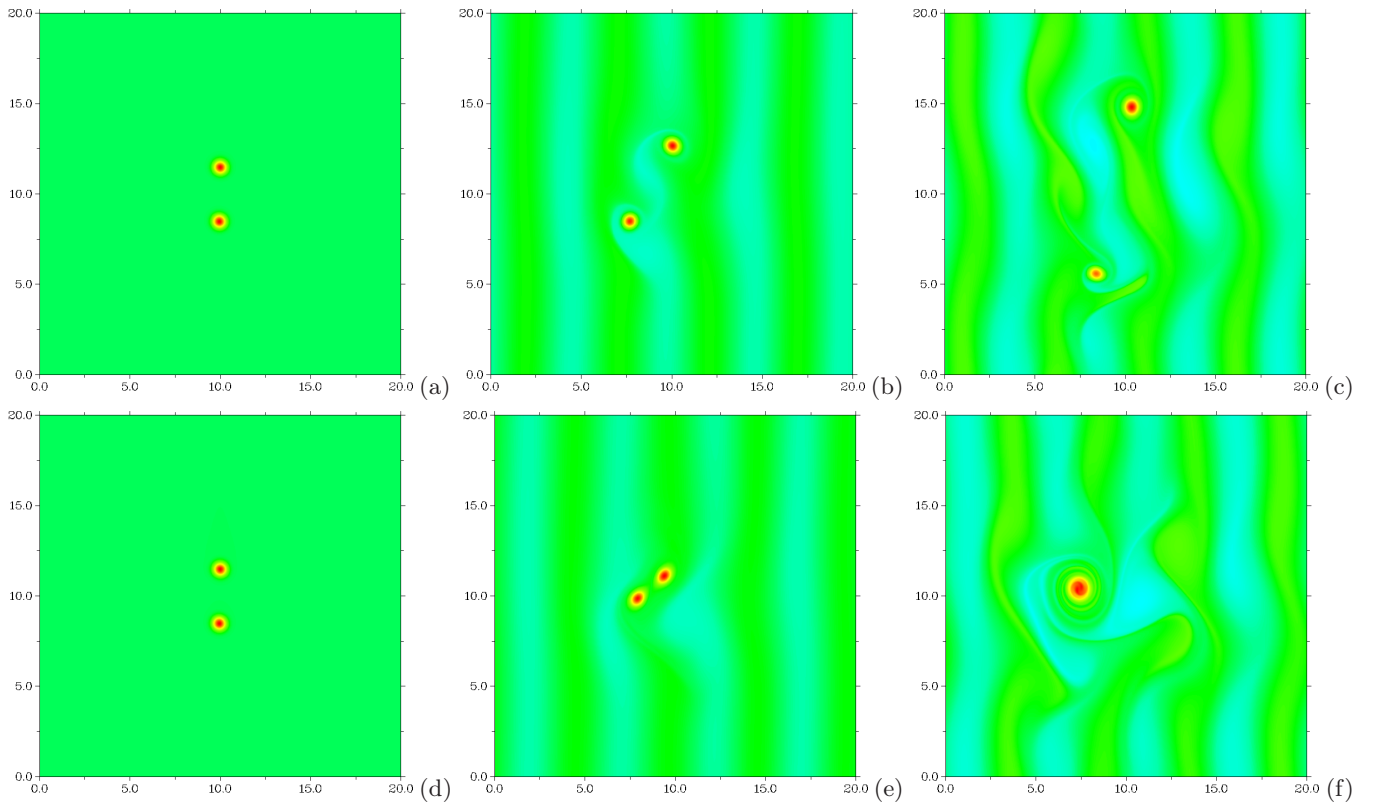


FIG. 10. (Color online) Evolution of two gaussian monopoles with a source of longitudinal waves. Splitting (a-d) or merging (d-f) depend on the phase of the source term. (a,d), initial state; (b,e), intermediate state ($t = 1.5$); (c,f), final state ($t = 3$). Vortex and wave parameters are as in the transverse case (Fig. 9)

for the center of mass motion.

The presence of a transverse wave can also trigger processes such as splitting and merging of vortices, as in the point vortex model. In Fig. 9 we present numerical simulations differing in the phase of the initial wave, showing the sensitivity on the initial condition typical of a chaotic system, and leading to split or fusion. We observe that the vortex evolution is much faster than the wave one, as can be asserted by comparing the fusion time of $t_f \approx 3$ in Fig. 9f, to the slow rotation of the two free vortices in Fig. 7.

We turn out now to the study of the longitudinal wave driven system. The direction of the longitudinal wave can be in principle arbitrary. However, it is convenient to well separate the longitudinal and transverse situations in order to identify the physical mechanisms. Therefore, we take a source that generates longitudinal waves perpendicular to the propagating intrinsic transverse waves. This is the best suited situation to apply the results of the point vortex model. Although the source term added to the vorticity equation is restricted to a wave of the form $\hat{x} \sin(kx - \omega t)$, the evolution of the two equal circulation vortices can display a large variety of behaviors. We focus here, on the strong interaction of vortices induced by the wave, and leading to their separation or fusion as predicted by the point vortex model. Therefore, we take

parameters similar to the ones of Figs. 5 and 6, for the vortices and wave intensities, positions and phase. Remarkably, we obtained the same kind of trajectories in the extended case, shown in Fig. 10, where the vortex pair split or merge according to the phase of the longitudinal wave.

In contrast to the point vortex approximation, in the extended case (for both, transverse or longitudinal waves) the relative position of the monopoles with respect to the wave influences the behavior of their vorticity: the wave possesses its own vorticity which superposes to the monopoles one, reinforcing the monopole in the positive vorticity background and weakening the one in the negative vorticity background and causing additional drift [39, 40]. This effect, in the observed regime of parameters, slightly affects the motion of the vortices during the time of their evolution, without changing qualitatively the fusion or splitting process. In addition, the vortex interaction mechanisms resulted to be much faster than the evolution of the wave vorticity, the neglect, as a first approximation, of the influence of the vortex motion on the wave vorticity, appears to be justified.

Although we chose to present results on the monopole dynamics in the general case, we note that the point vortex model predicts, in the presence of a longitudinal or transverse wave, that a dipole will follow an almost

straight trajectory with a superposed oscillation, along certain directions with respect to the wave propagation. This behavior was also observed in dipole systems obeying the Hasegawa-Mima equation [29].

VI. CONCLUSIONS

In this paper we introduced a simple model based on the dynamics of point vortices, in order to get an idea on how extended vortices and waves interact in more realistic flows. As a matter of fact, it turned out that this simple model was much richer in the variety of behaviors it could reflect, than what would be expected. Namely, it demonstrated how stable a dipole was, and in opposition how like-circulation vortices could be destroyed or merged by a wave. Comparison of the point vortex plus wave analytical results and the Charney-Hasegawa-Mima simulations, shown that the distinction between localized and extended vorticity is justified by the existence of well separated length and time scales, and is also relevant to determine, for instance, the conditions for vortex merging or splitting.

We considered in particular, the interaction of equal circulation vortices in the presence of an intrinsic drift (transverse) and of an external (longitudinal) wave. We found that, depending on the relative phase of the wave

with respect to the positions of the monopoles, merging, splitting or even chaotic trajectories are possible. Using the same set of parameters, we confirmed that the point vortex model reasonably predicts the behavior of the extended vortices obeying the Charney-Hasegawa-Mima equation.

In summary, the results obtained in the case of the point vortex model and confirmed by numerical simulations, could partially explain how coherent structures can appear by the merging of small structures and then organize themselves into dipoles and monopoles, especially in systems where waves can be present or generated by the dynamics of the structures. We may hope that this simple model, that permits to identify the range of parameters relevant for the vortex-wave interactions, could be a help in the understanding the dynamics of large coherent structures in decaying turbulent flows.

ACKNOWLEDGMENTS

The authors gratefully acknowledge helpful discussions with O. Agullo. We thank the anonymous referee for useful suggestions that allowed us to significantly improve the paper. We would also like to thank the laboratories PIIM and IRPHÉ, for hospitality and support during the early development of this work.

-
- [1] N. J. Zabusky and J. C. McWilliams, *Phys. Fluids* **25**, 2175 (1982).
 - [2] A. Hasegawa, C. G. MacLennan, and Y. Kodama, *Phys. Fluids*. **22**, 2122 (1979).
 - [3] V. Zeitlin, *Nonlinear dynamics of rotating shallow water: Methods and advances*, edited by A. C. J. Luo and G. Zaslavsky, *Advances in Nonlinear Science and Complexity*, Vol. 2 (Elsevier Science, 2007) Chap. Introduction: Fundamentals of rotating shallow water model in the geophysical fluid dynamics perspective, pp. 1–45.
 - [4] A. Hasegawa and K. Mima, *Phys. Rev. Lett.* **39**, 205 (1977).
 - [5] P. H. Diamond, S.-I. Itoh, K. Itoh, and T. S. Hahm, *Plasma Physics and Controlled Fusion* **47**, R35 (2005).
 - [6] J. M. Kosterlitz and J. D. Thouless, *J. Phys. C: Solid State Phys.* **6** (1973).
 - [7] X. Leoncini, A. D. Verga, and S. Ruffo, *Phys. Rev. E* **57**, 6377 (1998).
 - [8] J. C. McWilliams, *J. Fluid Mech.* **146**, 21 (1984).
 - [9] A. Provenzale, *Annu. Rev. Fluid Mech.* **31**, 55 (1999).
 - [10] A. Bracco, J. C. McWilliams, A. Provenzale, G. Morante, and J. B. Weiss, *Phys. Fluids* **12**, 2931 (2000).
 - [11] G. Reznik, *Izvestiya Atmospheric and Oceanic Physics* **46**, 784 (2010).
 - [12] F. Dupont, R. I. McLachlan, and V. Zeitlin, *Phys. Fluids* **10**, 3185 (1998).
 - [13] S. V. Annibaldi, G. Manfredi, and R. O. Dendy, *Phys. Plasmas* **9**, 791 (2002).
 - [14] X. Leoncini, O. Agullo, S. Benkadda, and G. M. Zaslavsky, *Phys. Rev. E* **72**, 026218 (2005).
 - [15] W. Horton, *Phys. Reports* **192**, 1 (1990).
 - [16] C. F. Ferro Fontán and A. Verga, *Phys. Rev. E* **52**, 6717 (1995).
 - [17] W. Horton, *Rev. Mod. Phys.* **71**, 735 (1999).
 - [18] W. H. Matthaeus, W. T. Stribling, D. Martinez, S. Oughton, and D. Montgomery, *Physica D* **51**, 531 (1991).
 - [19] L. Onsager, *Nuovo Cimento, Suppl.* **6**, 279 (1949).
 - [20] O. Agullo and A. Verga, *Phys. Rev. E* **69**, 056318 (2004).
 - [21] F. Spineanu and M. Vlad, *Phys. Plasmas* **12**, 112303 (2005).
 - [22] W. Horton and A. Hasegawa, *Chaos* **4**, 227 (1994).
 - [23] J. G. Charney, *Geofys. Publ. Oslo* **17**, 1 (1948).
 - [24] J. Pedlosky, *Geophysical Fluid Dynamics* (Springer, 1986).
 - [25] M. Lesieur, *Turbulence in fluids* (Kluwer Academic, Dordrecht, 1990).
 - [26] E. J. Kim and P. H. Diamond, *Phys. Rev. Lett.* **88**, 225002 (2002).
 - [27] F. Spineanu and M. Vlad, *Phys. Rev. Lett.* **94**, 235003 (2005).
 - [28] G. M. Reznik, *J. Fluid Mech.* **240**, 405 (1992).
 - [29] M. Makino, K. Kamimura, and T. Taniuty, *J. Phys. Soc. Japan* **50**, 980 (1981).
 - [30] I. M. Lansky, T. M. O’Neil, and D. A. Schecter, *Phys. Rev. Lett.* **79**, 1479 (1997).
 - [31] E. N. Lorenz, *Tellus* **12**, 364 (1960).
 - [32] J. G. Charney, *J. Atmos. Sci.* **28**, 1087 (1971).
 - [33] M. Kono and W. Horton, *Phys. Fluids B: Plasma Physics* **3**, 3255 (1991).

- [34] C. Marchioro and M. Pulvirenti, *Mathematical theory of incompressible nonviscous fluids*, Applied mathematical science, Vol. 96 (Springer-Verlag, New York, 1994).
- [35] P. G. Saffman, *Vortex Dynamics*, Cambridge Monographs on Mechanics and Applied Mathematics (Cambridge University Press, Cambridge, 1995).
- [36] G. M. Zaslavsky, *The Physics of Chaos in Hamiltonian Systems* (Imperial College Press, London, 2007) second Edition.
- [37] M. S. Paoletti and T. H. Solomon, EPL (Europhysics Letters) **69**, 819 (2005).
- [38] M. Paoletti and T. Solomon, Phys. Rev. E **72**, 46204 (2005).
- [39] Y. Kiwamoto, K. Ito, A. Sanpei, and A. Mohri, Phys. Rev. Lett. **85**, 3173 (2000).
- [40] D. A. Schecter and D. H. E. Dubin, Phys. Fluids **13**, 1704 (2001).