



HAL
open science

Medical treatment of benign prostatic hyperplasia: physician and patient preferences and satisfaction

Mark Emberton

► **To cite this version:**

Mark Emberton. Medical treatment of benign prostatic hyperplasia: physician and patient preferences and satisfaction. *International Journal of Clinical Practice*, 2010, 64 (10), pp.1425. 10.1111/j.1742-1241.2010.02463.x . hal-00552667

HAL Id: hal-00552667

<https://hal.science/hal-00552667>

Submitted on 6 Jan 2011

HAL is a multi-disciplinary open access archive for the deposit and dissemination of scientific research documents, whether they are published or not. The documents may come from teaching and research institutions in France or abroad, or from public or private research centers.

L'archive ouverte pluridisciplinaire **HAL**, est destinée au dépôt et à la diffusion de documents scientifiques de niveau recherche, publiés ou non, émanant des établissements d'enseignement et de recherche français ou étrangers, des laboratoires publics ou privés.



**Medical treatment of benign prostatic hyperplasia:
physician and patient preferences and satisfaction**

Journal:	<i>International Journal of Clinical Practice</i>
Manuscript ID:	IJCP-02-10-0126.FT10.R1
Manuscript Type:	Systematic Review
Date Submitted by the Author:	19-Apr-2010
Complete List of Authors:	Emberton, Mark; University College Hospital, London, UCLH/UCL Comprehensive Biomedical Centre
Specialty area:	



1
2
3 **Medical treatment of benign prostatic hyperplasia:**
4
5
6 **physician and patient preferences and satisfaction**
7
8
9

10 Mark Emberton MBBS, MD
11

12 University College Hospital, London
13
14
15

16
17
18
19 **Address for correspondence:**
20

21
22 Mark Emberton, Reader in Interventional Oncology
23

24 UCLH/UCL Comprehensive Biomedical Centre
25

26 University College Hospital, 235 Euston Road, London NW1 2BU
27
28
29

30
31
32
33 Tel. +44-(0)207-387-9709
34

35 Fax +44-(0)207-380-9816
36

37 **Email:** markemberton1@btinternet.com
38
39
40

41
42 **Text (incl. abstract):** 3992 words
43

44 **Abstract:** 189 words
45

46 **Manuscript type:** Systematic Review
47

48 **Running Title:** BPH: physician and patient treatment preferences
49
50
51

52
53 **Disclosures**
54

55
56 Mark Emberton has acted as a paid consultant to GlaxoSmithKline and has received
57
58 lecture fees from GlaxoSmithKline. He is also a UK Principal Investigator for the
59
60

1
2
3 GlaxoSmithKline REDUCE study.
4
5
6
7
8
9
10
11
12
13
14
15
16
17
18
19
20
21
22
23
24
25
26
27
28
29
30
31
32
33
34
35
36
37
38
39
40
41
42
43
44
45
46
47
48
49
50
51
52
53
54
55
56
57
58
59
60

For Peer Review Only

Abstract

Background/aims: Practice guidelines acknowledge the importance of patient preferences in determining the appropriate treatment of benign prostatic hyperplasia (BPH). Recent literature suggests that patient and physician perspectives and satisfaction with BPH treatment management may differ; this may have an impact on clinical outcomes and patient compliance. This review evaluates patients' and physicians' preferred treatment options for managing BPH and patient satisfaction with therapy.

Methods: A Medline-based systematic review using the terms 'Benign prostatic hyperplasia' + 'Patient preference/perception/satisfaction' or 'Physician/urologist preference/perception' was performed.

Results: Patients prefer therapies affecting long-term disease progression over those that provide short-term symptom improvement, which contrasts with the beliefs of their physicians. The prescribing behaviour of urologists and primary care physicians can be very varied. Studies of patient satisfaction with specific treatments generally show a high level of overall satisfaction, but cross-study comparisons are limited due to heterogeneity in study design.

Conclusions: The evidence to date suggests that patients' views and beliefs and those of their physician may not always be in agreement. Improved physician–patient communication will help determine the best treatment option for patients with BPH and may ensure greater compliance and treatment success.

Keywords: Benign prostatic hyperplasia; patient preference; patient satisfaction; physician preference

Review criteria

A systematic review of the literature was carried out in MedLine using the search terms 'Benign prostatic hyperplasia' + 'Patient preference/perception/satisfaction' or 'Physician/urologist preference/perception' for articles published up to June 2008.

Seven survey studies were identified that examined BPH treatment preferences, and six studies were identified that assessed satisfaction with specific medical treatments for BPH. It was not deemed appropriate to assess study quality due to heterogeneity in study designs.

Message for the clinic

It is vital that physicians assess and fully understand their patients' satisfaction with BPH treatment, as well as knowing their preferred treatment options and expectations. Improved physician–patient communication will help determine the best treatment option for patients with BPH and may ensure greater compliance and treatment success. Large-scale studies such as CombAT (Combination of Avodart[®] and Tamsulosin) will provide further valuable information on patients' treatment preferences and long-term benefits of patient-reported health outcomes.

Introduction

Patient preferences are vital components of the appropriate treatment of benign prostatic hyperplasia (BPH), particularly as the symptoms of the disease and their impact on patients are heterogeneous and therefore difficult to predict [1]. This is reflected in practice guidelines, which highlight the importance of assessing preferences for one treatment over another in addition to the patient-reported health outcomes that result from those treatments [2].

A clear understanding of patient and physician perspectives and satisfaction with BPH treatment management has been limited by the lack of data in this field. Recent data from the Prostate Research on Behaviour and Education (PROBE) survey [3] and the CombAT study [4] have provided a better understanding of preferences and satisfaction with BPH treatments, suggesting that patient and physician preferences may not always be aligned. In addition, prescribing practices differ somewhat between primary care physicians (PCPs) and urologists.

Guidelines from the American Urological Association (AUA) and European Association of Urology (EAU) describe treatment options for patients with BPH. The treatment strategy for BPH involves the improvement of lower urinary tract symptoms (LUTS) and the reduction in the risk of acute urinary retention (AUR) and BPH-related surgery, as well as improvement in quality of life [2,5]. **Watchful waiting is recommended for patients with mild–moderate BPH symptoms that are not bothersome.** For patients with bothersome mild–moderate BPH symptoms, medical

1
2
3 treatment is recommended, which involves two principal drug classes: the α -
4
5
6 adrenergic receptor antagonists (α -blockers), and the 5 α -reductase inhibitors
7
8 (5ARIs). The response to treatment is also an important factor to consider; symptom
9
10 worsening under treatment is a strong predictor of AUR and surgery [6,7].
11
12

13
14
15 Adrenoceptors on the smooth muscle in the bladder neck and the prostate are the
16
17 target for α -blockers, and the relaxation of the muscle tone that ensues from this
18
19 receptor blockade provides rapid symptomatic relief [8,9], although central actions
20
21 may also contribute to the effect [10,11]. α -blockers do not inhibit the growth of the
22
23 prostate or slow the natural progression of BPH, therefore the advantages of α -
24
25 blocker therapy primarily extend to the improvement of BPH symptoms and not to
26
27 reducing the risk of complications such as AUR and BPH-related surgery.
28
29
30
31
32
33

34
35 5ARIs inhibit the conversion of testosterone to dihydrotestosterone (DHT), and by
36
37 reducing prostate volume they provide long-term symptom improvement and reduce
38
39 the risk of serious complications such as AUR and surgery [8,12-14]. Data from the
40
41 MTOPS (Medical Therapy of Prostatic Symptoms) study [8] and the CombAT
42
43 (Combination of Avodart[®] and Tamsulosin) study [15] have shown that combination
44
45 therapy with an α -blocker and a 5ARI leads to significantly greater improvements in
46
47 symptoms than with either agent alone.
48
49
50
51
52
53

54 This review examines the available data for preferences and satisfaction with medical
55
56 treatment of BPH; a better understanding of patient preferences should allow a more
57
58
59
60

1
2
3 tailored treatment approach, which may have benefits for improved patient
4 compliance and therapeutic outcomes.
5
6
7
8
9

10 **Evidence acquisition**

11
12 A systematic review of the literature was carried out in Medline, using the search
13 terms 'Benign prostatic hyperplasia' + 'Patient preference/perception/satisfaction' or
14 'Physician/urologist preference/perception'. All clinical trials, retrospective analyses
15 and surveys, in English, were included, in which patient or physician preferences and
16 satisfaction regarding BPH and its treatment (medical not surgical) were assessed
17 (published up to June 2008).
18
19
20
21
22
23
24
25
26
27

28 The quality of each study could not be formally rated, as no measure was deemed to
29 be appropriate due to the nature of the studies and heterogeneity in study design.
30
31
32
33
34

35 **Evidence synthesis**

36 ***Treatment preferences***

37
38 A total of seven survey studies have examined BPH treatment preferences (Table 1).
39 Of these, one study examined preferences in the general population, two studies
40 examined preferences in patients, two studies examined preferences in physicians,
41 and two studies examined preferences in both patients and physicians.
42
43
44
45
46
47
48
49
50
51
52
53

54 ***General population***

55
56 A random selection of 208 men in the UK aged ≥ 40 years completed questionnaires
57 on their opinions of potential treatment with an α -blocker or 5ARI using trade-off
58
59
60

1
2
3 techniques [16]. The predefined list of factors investigated, developed in conjunction
4 with urologists, included time to symptom improvement, sexual and non-sexual side-
5 effects, risks of AUR and surgery, cost, and decrease in prostate size.
6
7
8
9

10
11
12 The potential treatment side-effects, particularly impotence, decreased libido and
13 dizziness, were most important for determining preference for one treatment over
14 another. Time trade-off analysis showed that men would wait 13 months for symptom
15 improvement in exchange for decreased prostate size, but only 2 months and 8
16 months for symptom improvement in exchange for an absolute 1% decrease in the
17 risks of AUR and surgery, respectively. Men who reported moderate symptoms of
18 BPH according to the International Prostate Symptom Score (IPSS) were less
19 concerned about sexual side-effects, time to symptom improvement and risk of AUR
20 than those who reported mild BPH symptoms.
21
22
23
24
25
26
27
28
29
30
31
32
33
34
35
36

37 *Patients*

38
39 Patient treatment preferences were evaluated in 87 hospital outpatients undergoing
40 preliminary diagnostic assessment for BPH [17]. Three treatment strategies were
41 described: watchful waiting, α -blocker therapy, and transurethral resection of the
42 prostate (TURP). The treatments were presented to the patient in pairs, with
43 information on the chance of symptom improvement and the chance of risks
44 (including immediate complications, death, urinary incontinence, impotence and need
45 for future prostate surgery), and the patient selected which of the two would be the
46 more favourable option. Probability trade-off techniques were then used to assess
47 the strength of the respondent's preference for the treatment ranked in first place. Six
48
49
50
51
52
53
54
55
56
57
58
59
60

1
2
3 subgroups were identified, based on the order of the preferred treatment options of
4 each patient. Most patients (63.2%) were in the two subgroups placing TURP as the
5 least favoured option – these patients reported significantly higher health utility
6 scores for BPH symptoms than those who ranked TURP first or second ($p < 0.0005$).
7
8 More patients rated watchful waiting as their first choice option above α -blocker
9 therapy (47% vs. 34%, respectively).
10
11
12
13
14
15
16
17

18
19
20 Piercy et al. evaluated treatment preferences in 635 Canadian men with BPH who
21 had not yet undergone any treatment, by asking the question “Based on what you
22 know now, what is your current treatment preference between surgical and non-
23 surgical therapy?”; the response categories were “definitely prefer surgery”, “probably
24 prefer surgery”, “no preference”, “probably prefer nonsurgical therapy”, “definitely
25 prefer nonsurgical therapy”, and “not sure”. 59.4% of patients had a definite or
26 probable preference for non-surgical therapy, with 31.5% of patients unsure and only
27 9.1% of patients expressing a preference for surgery [18]. Patients with severe
28 symptoms were more than twice as likely to prefer surgery than those with mild or
29 moderate symptoms. Viewing an educational programme had only a minor impact in
30 changing the preferences of those patients who had expressed an initial preference
31 (for either surgery or medical treatment), with 89.7% and 89.4% of patients preferring
32 surgical and nonsurgical therapy (respectively) maintaining their preferences after
33 viewing the programme. However, the programme reduced the percentage of
34 patients who were unsure about their preference to 14.8%.
35
36
37
38
39
40
41
42
43
44
45
46
47
48
49
50
51
52
53
54
55
56
57

58 In a telephone survey conducted in the USA, 419 men diagnosed with BPH were
59 questioned about preferences and attitudes towards BPH treatment (pre-treatment
60

1
2
3 assessment) [19]. The survey included 74 questions from a number of validated
4 symptom and quality of life scales, including the American Urological Association-
5 Symptom Index, BPH Impact Index, Health Related Quality of Life index, and
6 Jackson Sleep Scale. Preferences for BPH medication were not significantly
7 influenced by the patient's symptom severity. Most men (70%) with moderate–severe
8 BPH agreed that they were more concerned about the long-term risks of their
9 condition than about symptoms (Figure 1). 64% of patients with moderate–severe
10 symptoms were willing to wait up to 3 months for symptom relief if long-term
11 treatment was achieved, and 76% were willing to take two medications to reduce
12 prostate size and provide symptom improvement. The most important attributes of a
13 medication were prevention of further prostate enlargement, sustained reduction of
14 prostate size and reduction of the risk of surgery.

15
16
17
18
19
20
21
22
23
24
25
26
27
28
29
30
31
32
33
34 The recent PROBE study evaluated healthcare-seeking behaviour and attitudes
35 towards medical treatment in 502 patients with BPH, and the beliefs and
36 management practices of 100 urologists from France, Germany, Italy, Spain and the
37 UK [3]. Eligible patients had consulted a physician in the past 12 months for BPH and
38 were receiving prescription medications for their prostate problem at the time of
39 interview. The patients received either an α -blocker or the 5ARI finasteride and were
40 asked their treatment preference by rating attributes of a drug treatment for BPH on a
41 scale of 1 (drug providing a 50% reduction in the risk of surgery and onset of
42 symptom relief within 6 months) to 8 (drug providing relief from symptoms within 2
43 weeks but no reduction in the risk of surgery) (Figure 2). The average total score
44 was 3.0, with more than 75% of patients preferring a drug that provides a 50%
45 reduction in the risk of surgery than one offering faster symptom relief.

1
2
3
4
5
6 In general, reducing progression to surgery was favoured over symptom relief
7
8 regardless of whether patients were receiving an α -blocker or 5ARI, although there
9
10 was minor variation across countries.
11

12 13 *Physicians*

14
15
16 Stoevelaar et al. used a questionnaire to assess urologist preferences in a study in
17
18 the Netherlands [20]. Based on data from 670 BPH patients referred to one of 39
19
20 urologists, a list of 23 diagnostic criteria was developed, and the urologists were
21
22 asked to rate each criterion as 'for' or 'against' the use of watchful waiting, surgery,
23
24 the 5ARI finasteride or an α -blocker. Agreement on criteria between urologists was
25
26 poor. In a logistic regression analysis, urologist personal preference for treatment
27
28 was significantly correlated with the actual choice of treatment, with a 2.2 times
29
30 greater probability of the urologist preferring surgery. For finasteride and α -blockers,
31
32 these ratios were 9.4 and 1.8, respectively, in the probability of that type of therapy
33
34 being prescribed. The authors concluded that "the influence of urologist personal
35
36 preferences on treatment choice in BPH is considerable"; however, this study was
37
38 performed nearly 10 years ago, and the present situation may be different.
39
40
41
42
43
44
45
46

47
48 In a larger, more recent survey of US physicians, questionnaire responses were
49
50 obtained from 1087 urologists and 177 PCPs on treatment preferences and
51
52 perceptions of side-effects for patients with LUTS or BPH [21]. Most patients received
53
54 medical therapy, with a similar distribution among urologists (59%) and PCPs (62%);
55
56 α -blockers were the most common medication prescribed by urologists and PCPs.
57
58
59
60

1
2
3 Patients managed by urologists were more likely to receive an α -blocker than those
4 managed by PCPs (56% vs. 47%), while 5ARIs were more likely to be prescribed by
5 a PCP than by a urologist (21% vs. 13%). Asked about side-effects of α -blockers,
6 PCPs perceived a higher incidence of erectile dysfunction (34%) and reduced libido
7 (25%) in their patients compared with urologists (23% and 17%), while urologists
8 perceived a higher incidence of ejaculatory dysfunction (32%) compared with PCPs
9 (22%). Asked about side-effects of 5ARIs, PCPs and urologists perceived similar
10 rates. PCPs reported similar levels of sexual side-effects with 5ARIs and α -blockers,
11 while urologists observed a higher rate of ejaculatory dysfunction (28%) and a lower
12 rate of reduced libido (10%) with α -blockers compared with 5ARIs (16% and 17% for
13 ejaculatory dysfunction and reduced libido, respectively) [21].
14
15
16
17
18
19
20
21
22
23
24
25
26
27
28
29
30
31

32 In the telephone survey in the USA [19], 100 urologists and 100 PCPs were asked
33 about preferences and attitudes towards BPH treatment, in addition to patients
34 answering questions about their preferences and attitudes. More urologists than
35 PCPs rated 5ARIs as very effective in reducing prostate size (52% vs. 19%) and
36 halting disease progression (40% vs. 21%), while more PCPs than urologists rated α -
37 blockers as very effective in achieving these same goals (5% vs. 1% for reducing
38 prostate size; 10% vs. 4% for halting disease progression). However, contrary to the
39 findings of patient preferences, few physicians believed that patients are more
40 concerned with long-term effects than symptom relief (31% of PCPs and 37% of
41 urologists; **Figure 1**).
42
43
44
45
46
47
48
49
50
51
52
53
54
55
56
57
58
59
60

1
2
3 In terms of physician preferences in the recent PROBE study [3], 63% of 100
4 urologists reported that they prescribe drug therapy to more than 70% of their
5 patients. Of those who chose medical treatment, α -blockers were prescribed for the
6 majority of patients. Although 58% of urologists reported prescribing α -blockers in >
7 70% of cases, none prescribed 5ARIs in > 70% of cases, the majority (85%)
8 prescribing 5ARIs in \leq 30% of cases. Prescription of α -blockers was highest in the
9 UK (75% prescribe to > 70% of patients), while prescription of 5ARIs was highest in
10 Italy (45% prescribe to 31–70% of patients). Factors that were considered important
11 when choosing to prescribe drugs for BPH were prostate volume (68% of urologists)
12 and evidence of progression (66% of urologists). Overall, 78% of urologists thought
13 that 5ARIs would reduce the risk of BPH progression, whereas 44% thought that α -
14 blockers could reduce the risk of progression.
15
16
17
18
19
20
21
22
23
24
25
26
27
28
29
30
31
32
33
34
35
36
37

Treatment satisfaction

38 A total of six studies were identified that assessed satisfaction with specific medical
39 treatments for BPH (Table 2). Of these, two studies were patient surveys, one was a
40 clinical trial of 5ARI therapy, two were clinical trials of α -blocker therapy, and one was
41 a clinical trial of combination therapy.
42
43
44
45
46
47
48
49
50

Patient surveys

51 In a US telephone survey, 211 men who had undergone TURP within the last 9–12
52 months or been receiving the 5ARI finasteride for 9–12 months were asked to rate
53 their satisfaction with their treatment on a five-point response scale ranging from
54 'excellent' to 'poor' [22]. In patients receiving finasteride, 54% rated their health as
55
56
57
58
59
60

1
2
3
4
5
6
7
8
9
10
11
12
13
14
15
16
17
18
19
20
21
22
23
24
25
26
27
28
29
30
31
32
33
34
35
36
37
38
39
40
41
42
43
44
45
46
47
48
49
50
51
52
53
54
55
56
57
58
59
60

'excellent' or 'very good'; no patient rated their health as 'poor'. Eighty-seven percent of patients stated that treatment had improved their condition; 13% stated that it had remained the same; and no patients reported that it had got worse. Ninety-seven percent of patients would recommend this 5ARI to a friend or relative with BPH. In patients who had undergone TURP, 51% categorised their health as 'excellent' or 'very good'; 16% rated it as 'fair' or 'poor'; 79% of patients considered their condition improved; 15% reported it was the same; and 5% considered their condition worsened. The percentage of patients who would recommend TURP to a friend or relative was not reported.

As part of the PROBE study, treatment satisfaction was assessed in patients receiving treatment for BPH. Patients rated their satisfaction with treatment as 'very satisfied', 'fairly satisfied', 'neither satisfied nor dissatisfied', 'not very satisfied', or 'not at all satisfied' [3]. Of patients receiving finasteride monotherapy, 80% were 'fairly' or 'very' satisfied with treatment, compared with 68% of patients receiving an α -blocker. Satisfaction varied across countries, with 85% of Italian patients satisfied with finasteride compared with 60% of German patients. Medication was changed in 19% of patients since their original diagnosis, with a lack of symptom improvement (38%) cited as the main reason for the switch.

Clinical trials of medical treatment

As part of a French open-label trial of the 5ARI dutasteride (0.5 mg/day), satisfaction with treatment was evaluated in 366 men after 12 and 24 weeks [23]. Patients rated satisfaction from 0–100 on a visual analogue scale (with higher scores indicating a

1
2
3 greater level of satisfaction). Satisfaction score increased significantly from baseline
4 (zero) at Weeks 12 and 24 ($p < 0.001$). Satisfaction score was significantly correlated
5
6 with an improvement in IPSS score ($p < 0.001$).
7
8
9

10
11
12 Satisfaction with the α -blocker doxazosin (4 mg/day) was evaluated in 178 men in a
13 3-month open-label trial in Turkey [24]. Patients were asked 'What is your opinion
14 about the efficacy of the drug you have taken to relieve your urinary symptoms?'
15 Possible answers were (a) Ineffective (their symptoms are worse, they are not happy
16 with this drug), (b) No change in symptoms (their complaints are not changed, they
17 are unsure whether or not to use this medication), or (c) Effective (their symptoms
18 are improved, and they wish to continue this drug). Doxazosin was considered to be
19 effective by 44% of patients, ineffective by 23% of patients, and there was no change
20 in 33% of patients. After 1 year, 93% of patients in the 'ineffective' group, 59% of
21 patients in the 'no change' group, and 15% of patients in the 'effective' group
22 underwent subsequent surgery. The probability of surgery was significantly higher in
23 patients who considered treatment ineffective than in the other two groups ($p < 0.05$),
24 and was also significantly higher in those who felt that their condition remained
25 unchanged than in those who considered treatment effective ($p < 0.05$).
26
27
28
29
30
31
32
33
34
35
36
37
38
39
40
41
42
43
44
45
46
47

48 In a 12-week multinational randomised, double-blind trial, three doses ('low',
49 'medium' and 'high') of an unnamed α -blocker were compared with placebo [25]. The
50 'Treatment Satisfaction Scale – Benign Prostatic Hyperplasia', a validated, disease-
51 specific 13-item questionnaire, was used to assess patient's perceptions of
52 satisfaction with efficacy, dosing and side-effects on a scale of 0–100, with lower
53 scores indicating greater satisfaction with treatment. Overall satisfaction and
54
55
56
57
58
59
60

1
2
3 satisfaction with efficacy were significantly greater in the high-dose ($p = 0.045$ and p
4 = 0.003 , respectively) and medium-dose ($p = 0.010$ and $p = 0.005$, respectively)
5
6 groups, compared with placebo (Table 3). Satisfaction with side-effects was
7
8 significantly worse in the high-dose group ($p = 0.001$ vs. placebo).
9
10
11

12
13
14
15 In the planned 2-year analysis of the randomised, double-blind 4-year CombAT study
16
17 in 4844 men with moderate–severe BPH, the combination of dutasteride (0.5
18
19 mg/day) plus tamsulosin (0.4 mg/day) was compared with each drug administered
20
21 alone [26]. Two-year data from this study have been reported [4,15]. Patient
22
23 treatment satisfaction was assessed using a specifically developed instrument, the
24
25 Patient Perception of Study Medication (PPSM) questionnaire, which consists of 12
26
27 questions that assess a patient's perception of improvement and satisfaction with
28
29 response across a range of domains and the desire to request the medication
30
31 received in the study. Results of the preliminary validation of this questionnaire have
32
33 been published [27].
34
35
36
37
38
39
40

41 At Month 24, the percentage of patients reporting an improvement, satisfaction or
42
43 desire to request study treatment in response to the 12 PPSM questions was
44
45 significantly higher with combination therapy compared with either monotherapy
46
47 (Table 4; $p < 0.01$), with the exception of improvement in pain prior to urination, for
48
49 which combination therapy was not significantly superior to tamsulosin ($p > 0.01$).
50
51 The percentage of patients reporting overall satisfaction with treatment (PPSM
52
53 Question 11) was significantly higher with combination therapy from Month 3 vs.
54
55 dutasteride and from Month 15 vs. tamsulosin (Figure 3; $p < 0.01$).
56
57
58
59
60

Discussion

In the management of men with LUTS/BPH it is important to appreciate the relative perspectives of both patient and physician as these exhibit great variability. Similarly, understanding the determinants of satisfaction with various therapeutic alternatives is as important, as these factors are likely to have the greatest impact on quality of life, compliance and persistence with therapy over time, and ultimately may affect to what degree clinical outcomes are improved.

Many different methods have been used to evaluate physician behaviour, patient preferences and treatment satisfaction, making comparisons between studies difficult. Overall, surveys show substantial differences in prescribing behaviour of primary and secondary physicians. In one survey, urologists were found to be more likely than PCPs to rate 5ARIs as highly effective, with the reverse true for α -blockers [19]. Seemingly in contrast to this observation, a second survey showed that patients managed by a urologist were more likely to receive an α -blocker, while 5ARIs were more likely to be prescribed by PCPs [21]. The differing attitudes of physicians with regards to their prescribing behaviour for the medical treatment for BPH may relate to the belief among up to 10% of PCPs that α -blockers can halt disease progression [19]. Although α -blockers are effective at relieving bothersome symptoms, they do not slow the progression of BPH [28-30]. The time frame for the management of BPH should also be considered when interpreting these contrasting results as it may differ between PCPs and urologists. The PCP, for example, may have a period of 12

1
2
3 months or less in mind when writing a prescription; in which case, α -blockers work
4
5 quickly and are effective at reducing symptoms in about two thirds of patients.
6
7

8
9
10 When urologists were asked to rate criteria that determined the prescription of four
11 treatment modalities, there was little agreement [20]. Surveys of patient and
12 physician preferences show that physicians may not fully appreciate their patients'
13 views of treatment. Men with BPH are often more worried about the long-term risks of
14 their condition than they are about immediate symptoms, but most doctors believe
15 that patients are more concerned with symptom relief [19] (Figure 1). Improved
16 physician–patient communication is therefore required to help determine the best
17 treatment option for patients with BPH.
18
19
20
21
22
23
24
25
26
27
28
29
30
31

32 Two studies demonstrated that the priority for patients is the treatment of underlying
33 disease rather than immediate symptom relief [16,19]. In the Kaplan and Naslund
34 study, patients were willing to wait up to 3 months for symptom relief if long-term
35 treatment of the underlying condition was achieved, and patients in the Watson study
36 would wait 13 months in exchange for a decrease in prostate size. The longer length
37 of time that patients would be willing to wait in the Watson study may be a reflection
38 of the fact that this was a discrete choice experiment in which a younger population
39 of patients was assessed (208 men aged > 40 years; 10% over the age of 70), only
40 20% of whom had moderate-severe BPH symptoms, and 93% had not previously
41 received any treatment for BPH. In contrast, the Kaplan and Naslund study used over
42 twice as many men from a national sample ($n = 419$) with a diagnosed enlarged
43 prostate, aged 50–79 years (42% over the age of 70), and 48% had moderate–
44
45
46
47
48
49
50
51
52
53
54
55
56
57
58
59
60

1
2
3 severe BPH symptoms. This suggests that older patients with more severe BPH
4
5 symptoms may be less willing to wait for symptom relief.
6
7
8
9

10 Surveys did not routinely discuss the potential side-effects that result from different
11
12 BPH treatments, which may be important for determining a patient's preference for
13
14 one treatment over another. For example, sexual dysfunction (including erectile
15
16 dysfunction) commonly occurs in parallel with BPH [31], and men may wish to avoid
17
18 any medications that have side-effects relating to sexual dysfunction.
19
20
21
22
23

24 In terms of patient satisfaction, the importance of immediate symptom relief is
25
26 unclear. Treatment satisfaction with dutasteride has been demonstrated to be related
27
28 to symptom relief [23], and studies of patient satisfaction with specific treatments
29
30 generally show a high level of overall satisfaction (Table 2). However, some of these
31
32 studies have important limitations, such as small sample sizes, open-label/non-
33
34 comparative studies, and satisfaction assessed with a single question rather than a
35
36 validated questionnaire. Not all studies looked at what drove satisfaction, e.g.
37
38 symptom reduction. In addition, very few studies reported baseline prostate-specific
39
40 antigen (PSA) level or prostate volume, and this can have important implications for
41
42 the type of agent that is prescribed by the physician, and thus can possibly influence
43
44 whether or not the patient achieves satisfaction.
45
46
47
48
49
50
51
52

53 The CombAT study is the first to evaluate treatment satisfaction with combination
54
55 therapy compared with each monotherapy, using a specific validated questionnaire
56
57 developed to evaluate satisfaction (PPSM). In addition, sustained improvements in
58
59 quality of life measures, assessed using IPSS Question 8 and the BPH Impact Index,
60

1
2
3 were demonstrated for dutasteride compared with tamsulosin. This is a
4
5 methodologically rigorous, long-term study, which is assessing outcomes in a large
6
7 BPH patient population. The 2-year findings showed that combination therapy with a
8
9 5ARI and α -blocker provided significantly greater improvements in treatment
10
11 satisfaction compared with either monotherapy.
12
13
14
15
16
17

18 **Conclusions**

19
20
21 The available data suggest that patients prefer therapies that affect long term
22
23 disease progression over those that provide short-term symptom relief. This
24
25 preference may be underestimated by physicians, and there may be a general
26
27 discord between patients' views and beliefs and those of their physician. Therefore, it
28
29 is vital that physicians assess and fully understand their patients' satisfaction with
30
31 BPH treatment, their preferred treatment options and expectations. There are also
32
33 differences between urologist and PCP preferences, reflected in prescribing patterns.
34
35 Patient satisfaction with BPH treatment is generally reported as high, although the
36
37 use of non-validated questionnaires in small, open-label non-controlled studies
38
39 makes interpretation of data difficult.
40
41
42
43
44
45
46
47

48 Results from large-scale, methodologically robust studies such as CombAT provide
49
50 clearer information on patients' treatment preferences and the long-term benefits of
51
52 patient-reported health outcomes. Greater treatment satisfaction is likely to be
53
54 associated with greater compliance, which can lead to improved outcomes and
55
56 greater treatment success.
57
58
59
60

1
2
3 **Acknowledgements**
4
5

6
7 Mark Emberton receives funding from UCLH/UCL Comprehensive Biomedical Centre
8
9 and has received consulting fees from GlaxoSmithKline. Editorial support in the form
10
11 of assistance with the literature search, collection of resulting data, and manuscript
12
13 formatting was provided by Choice Pharma and was funded by GlaxoSmithKline.
14
15 Responsibility for opinions, conclusions and interpretation of data lies with the author.
16
17
18
19
20
21
22
23
24
25
26
27
28
29
30
31
32
33
34
35
36
37
38
39
40
41
42
43
44
45
46
47
48
49
50
51
52
53
54
55
56
57
58
59
60

For Peer Review Only

References

1. Hong SJ, Rayford W, Valiquette L, Emberton M. The importance of patient perception in the clinical assessment of benign prostatic hyperplasia and its management. *BJU Int* 2005; **95**: 15–9.
2. American Urological Association. *Guideline on the management of benign prostatic hyperplasia (BPH)*. Linthicum, MD: American Urological Association Education and Research, Inc, 2006.
3. Emberton M, Marberger M, de la Rosette J. Understanding patient and physician perceptions of benign prostatic hyperplasia in Europe: The Prostate Research on Behaviour and Education (PROBE) Survey. *Int J Clin Pract* 2008; **62**: 18–26.
4. Barkin J, Roehrborn CG, Siami P et al. Effect of dutasteride, tamsulosin and the combination on patient-reported quality of life and treatment satisfaction in men with moderate-to-severe BPH: 2-year data from the CombAT trial. *BJU Int* 2009; **103**: 919–26.
5. de la Rosette J, Alivizatos G, Madersbacher S et al. Guidelines on benign prostatic hyperplasia (2004 update). European Association of Urology, 2008.
6. Vallancien G, Emberton M, Alcaraz A et al. Alfuzosin 10 mg once daily for treating benign prostatic hyperplasia: a 3-year experience in real-life practice. *BJU Int* 2008; **101**: 847–52.
7. Emberton M, Elhilali M, Matzkin H et al. Symptom deterioration during treatment and history of AUR are the strongest predictors for AUR and BPH-related surgery in men with LUTS treated with alfuzosin 10 mg once daily. *Urology* 2005; **66**: 316–22.

- 1
 - 2
 - 3
 - 4
 - 5
 - 6
 - 7
 - 8
 - 9
 - 10
 - 11
 - 12
 - 13
 - 14
 - 15
 - 16
 - 17
 - 18
 - 19
 - 20
 - 21
 - 22
 - 23
 - 24
 - 25
 - 26
 - 27
 - 28
 - 29
 - 30
 - 31
 - 32
 - 33
 - 34
 - 35
 - 36
 - 37
 - 38
 - 39
 - 40
 - 41
 - 42
 - 43
 - 44
 - 45
 - 46
 - 47
 - 48
 - 49
 - 50
 - 51
 - 52
 - 53
 - 54
 - 55
 - 56
 - 57
 - 58
 - 59
 - 60
8. McConnell JD, Roehrborn CG, Bautista OM et al. The long-term effect of doxazosin, finasteride, and combination therapy on the clinical progression of benign prostatic hyperplasia. *N Engl J Med* 2003; **349**: 2387–98.
9. Roehrborn CG. Alfuzosin 10 mg once daily prevents overall clinical progression of benign prostatic hyperplasia but not acute urinary retention: results of a 2-year placebo-controlled study. *BJU Int* 2006; **97**: 734–41.
10. Persson K, Pandita RK, Spitsbergen JM et al. Spinal and peripheral mechanisms contributing to hyperactive voiding in spontaneously hypertensive rats. *Am J Physiol* 1998; **275**: R1366–73.
11. Schwinn DA. The role of alpha1-adrenergic receptor subtypes in lower urinary tract symptoms. *BJU Int* 2001; **88**: 27–34; discussion 49–50.
12. Debruyne F, Barkin J, van Erps P et al. Efficacy and safety of long-term treatment with the dual 5 alpha-reductase inhibitor dutasteride in men with symptomatic benign prostatic hyperplasia. *Eur Urol* 2004; **46**: 488–94.
13. Roehrborn CG, Boyle P, Nickel JC et al. Efficacy and safety of a dual inhibitor of 5-alpha-reductase types 1 and 2 (dutasteride) in men with benign prostatic hyperplasia. *Urology* 2002; **60**: 434–41.
14. Roehrborn CG, Lukkarinen O, Mark S et al. Long-term sustained improvement in symptoms of benign prostatic hyperplasia with the dual 5alpha-reductase inhibitor dutasteride: results of 4-year studies. *BJU Int* 2005; **96**: 572–7.
15. Roehrborn CG, Siami P, Barkin J et al. The effects of dutasteride, tamsulosin and combination therapy on lower urinary tract symptoms in men with benign prostatic hyperplasia and prostatic enlargement: 2-year results from the CombAT study. *J Urol* 2008; **179**: 616–21.

- 1
2
3
4
5
6
7
8
9
10
11
12
13
14
15
16
17
18
19
20
21
22
23
24
25
26
27
28
29
30
31
32
33
34
35
36
37
38
39
40
41
42
43
44
45
46
47
48
49
50
51
52
53
54
55
56
57
58
59
60
16. Watson V, Ryan M, Brown CT et al. Eliciting preferences for drug treatment of lower urinary tract symptoms associated with benign prostatic hyperplasia. *J Urol* 2004; **172**: 2321–5.
17. Llewellyn-Thomas HA, Williams JI, Levy L, Naylor CD. Using a trade-off technique to assess patients' treatment preferences for benign prostatic hyperplasia. *Med Decis Making* 1996; **16**: 262–82.
18. Piercy GB, Deber R, Trachtenberg J et al. Impact of a shared decision-making program on patients with benign prostatic hyperplasia. *Urology* 1999; **53**: 913–20.
19. Kaplan S, Naslund M. Public, patient, and professional attitudes towards the diagnosis and treatment of enlarged prostate: A landmark national US survey. *Int J Clin Pract* 2006; **60**: 1157–65.
20. Stoevelaar HJ, Van De Beek C, Casparie AF et al. Treatment choice for benign prostatic hyperplasia: a matter of urologist preference? *J Urol* 1999; **161**: 133–8.
21. Seftel A, Rosen R, Kuritzky L. Physician perceptions of sexual dysfunction related to benign prostatic hyperplasia (BPH) symptoms and sexual side effects related to BPH medications. *Int J Impot Res* 2007; **19**: 386–92.
22. Kaplan SA, Olsson CA. Patient satisfaction with finasteride in the treatment of symptomatic benign prostatic hyperplasia. *Clin Ther* 1996; **18**: 73–83.
23. Desgrandchamps F, Droupy S, Irani J et al. Effect of dutasteride on the symptoms of benign prostatic hyperplasia, and patient quality of life and discomfort, in clinical practice. *BJU Int* 2006; **98**: 83–8.
24. Cam K, Akman Y, Kayikci A et al. Short-term subjective efficacy of doxazosin in predicting probability of prostatectomy in the management of benign

- 1
2
3
4
5
6
7
8
9
10
11
12
13
14
15
16
17
18
19
20
21
22
23
24
25
26
27
28
29
30
31
32
33
34
35
36
37
38
39
40
41
42
43
44
45
46
47
48
49
50
51
52
53
54
55
56
57
58
59
60
- prostatic hyperplasia in patients with severe symptoms. *Int J Urol* 2003; **10**: 582–6.
25. Hareendran A, Abraham L. Using a treatment satisfaction measure in an early trial to inform the evaluation of a new treatment for benign prostatic hyperplasia. *Value Health* 2005; **8**: S35–S40.
26. Siami P, Roehrborn CG, Barkin J et al. Combination therapy with dutasteride and tamsulosin in men with moderate-to-severe benign prostatic hyperplasia and prostate enlargement: the CombAT (Combination of Avodart and Tamsulosin) trial rationale and study design. *Contemp Clin Trials* 2007; **28**: 770–9.
27. Black L, Grove A, Morrell B. The psychometric validation of a US English satisfaction measure for patients with benign prostatic hyperplasia and lower urinary tract symptoms. *Health Qual Life Outcomes* 2009; **7**: 55.
28. Boyle P, Roehrborn C, Harkaway R et al. 5-Alpha reductase inhibition provides superior benefits to alpha blockade by preventing AUR and BPH-related surgery. *Eur Urol* 2004; **45**: 620–6; discussion 6–7.
29. Marberger M, Harkaway R, de la Rosette J. Optimising the medical management of benign prostatic hyperplasia. *Eur Urol* 2004; **45**: 411–9.
30. Barkin J, Guimaraes M, Jacobi G et al. Alpha-blocker therapy can be withdrawn in the majority of men following initial combination therapy with the dual 5alpha-reductase inhibitor dutasteride. *Eur Urol* 2003; **44**: 461–6.
31. Rosen R, Altwein J, Boyle P et al. Lower urinary tract symptoms and male sexual dysfunction: the multinational survey of the aging male (MSAM-7). *Eur Urol* 2003; **44**: 637–49.

1
2
3
4
5
6
7
8
9
10
11
12
13
14
15
16
17
18
19
20
21
22
23
24
25
26
27
28
29
30
31
32
33
34
35
36
37
38
39
40
41
42
43
44
45
46
47
48
49
50
51
52
53
54
55
56
57
58
59
60

For Peer Review Only

Figure Legends

Figure 1. The majority of men in the Kaplan survey were more worried about long-term risks of BPH than with immediate symptoms. On the other hand, most physicians believed that patients were more concerned with immediate symptom relief than with long-term effects [19]. Reproduced from reference 19 with permission from Wiley Blackwell.

Figure 2. Patient selection of important drug attributes on a scale of 1–8, where 1 is a drug providing a 50% reduction in the risk of surgery and onset of symptom relief within 6 months, and 8 is a drug providing relief from symptoms within 2 weeks but no reduction in the risk of surgery. ($n = 502$) [3]. Reproduced from reference 3 with permission from Wiley Blackwell.

Figure 3. Proportion of subjects reporting satisfaction overall with treatment and its effect on their urinary symptoms (question 11 of the PPSM). At Month 24, the proportion of patients reporting any satisfaction with treatment in response to question 11 was significantly higher with combination (81%) than with dutasteride (74%) and than with tamsulosin (73%), and the onset of significance was from Month 3 for combination vs. dutasteride ($p < 0.001$) and from Month 15 for combination vs. tamsulosin ($p < 0.01$) [4]. Reproduced from reference 4 with permission from Wiley Blackwell.

Table 1. Surveys in which patient or physician overall preferences regarding BPH treatment were elicited

Study	Study design	Survey population	Method of eliciting preferences	Summary
Watson et al., 2004 [16]	Interview-based survey in the UK	Men aged ≥ 40 years selected at random from the general population ($n = 208$)	Discrete choice trade-off experiment based on characteristics of a hypothetical α -blocker and 5ARI (pre-treatment assessment)	Men would wait longer for symptom improvement in exchange for decreased prostate size (13 months) than they would in exchange for an absolute 1% decrease in the risks of AUR (2 months) and surgery (8 months)
Llewellyn-Thomas et al., 1996 [17]	Interview-based survey of hospital outpatients in Canada	Men aged 51–95 years (mean age 68 years) undergoing initial diagnostic assessment for BPH ($n = 87$)	Probability trade-off between three hypothetical treatment options: watchful waiting, treatment with an alpha blocker, or TURP (pre-treatment assessment)	More patients rated watchful waiting as a first choice vs. α-blocker therapy (47% vs. 34%, respectively)
Piercy et al., 1999 [18]	Assessment of a shared decision-making programme for patient education in Canada	Men with symptomatic BPH ($n = 635$). Median age 63 years. 31.1% had mild BPH symptoms, 47.3% had moderate symptoms, and 21.6% had severe symptoms	Question relating to preference for surgical or non-surgical treatment (patient answered 'definitely prefer surgery', 'probably prefer surgery', 'no preference', 'probably prefer nonsurgical therapy', or 'definitely prefer nonsurgical therapy') (pre-treatment assessment)	59.4% of patients had a definite or probable preference for non-surgical therapy, while only 9.1% of patients expressing a preference for surgery; however patients with severe symptoms were more than twice as likely to prefer surgery than those with mild or moderate symptoms
Kaplan & Naslund, 2006 [19]	National telephone survey in the USA	Men aged 50–79 diagnosed with enlarged prostate ($n = 419$). 52% had mild/no symptoms, 48% had moderate/severe symptoms Urologists ($n = 100$) PCPs ($n = 100$)	Questionnaire covering issues including choice of treatment (physician), recollections of treatment decisions (patients) and attitudes to treatment (patients/physicians). 74 questions for patients with enlarged prostate, 58 questions for PCPs/urologists (pre-treatment assessment).	The majority of men were more worried about long-term risks of BPH than with immediate symptom relief (70%), however, few physicians (31–37%) believed that patients were more concerned with long-term effects than immediate symptom relief
Emberton et	Interview-based	Patients aged 45–80	Questionnaires (physician- or patient-	In general, reducing progression

1
2
3
4
5
6
7
8
9
10
11
12
13
14
15
16
17
18
19
20
21
22
23
24
25
26
27
28
29
30
31
32
33
34
35
36
37
38
39
40
41
42
43
44
45
46
47

al., 2008 (PROBE study) [3]	study in five European countries	years receiving prescription medication for BPH (<i>n</i> = 502) Urologists (<i>n</i> = 100)	oriented) covering beliefs and perceptions about BPH and its treatment. Part 1 of the questionnaire involved 18 questions (plus some sub-questions) on initial experiences regarding diagnosis and management of BPH. Part 2 involved 9 questions (plus some sub-questions) relating to awareness and understanding of BPH treatments. Patients had to have consulted with a physician in the past 12 months for BPH or enlarged prostate, and be receiving medications for their prostate problem at the time of interview	to surgery was favoured over symptom relief regardless of whether patients were receiving an α-blocker or 5ARI 63% of urologists reported prescribing drug therapy to more than 70% of their patients; α-blockers were prescribed for the majority of patients who received medical therapy
Stoevelaar et al., 1999 [20]	Questionnaire-based survey of urologist preferences in the Netherlands	Urologists (<i>n</i> = 39) 13.3% of patients had a prostate volume (PV) of < 20 mL; 68.4% had a PV of 20–49 mL, and 18.3% had a PV of \geq 50 mL	Questionnaire of 23 diagnostic conditions to be rated as 'for' or 'against' the use of watchful waiting, surgery, finasteride or an α -blocker, based on data from 670 patients. Pre-treatment assessment, which was then compared against actual choice of treatment	The preference of the treating urologist had a “considerable influence” on the actual treatment choice in BPH
Seftel et al., 2007 [21]	Mail-based questionnaire survey of US physicians	Urologists (<i>n</i> = 1087) PCPs (<i>n</i> = 177)	12-item questionnaire covering treatment of patients with BPH (post-treatment assessment)	Most patients received medical therapy, with a similar distribution among urologists (59%) and PCPs (62%); α-blockers were the most common medication prescribed by urologists and PCPs.

5ARI, 5 α -reductase inhibitor; BPH, benign prostatic hyperplasia; PCP, primary care physician; PV, prostate volume

Table 2. Surveys and clinical trials evaluating patient satisfaction with treatment of their BPH

Study	Study design	Patient population	Treatment(s)	Satisfaction outcome measure	Summary of improvement in satisfaction
<i>Surveys</i>					
Kaplan & Olsson, 1996 [22]	US telephone survey of patients 9–12 months after surgery or starting finasteride treatment	Men with symptomatic BPH. Average age 69.4 years in finasteride group, 72.7 years in TURP group. 87% of men in finasteride group and 76% in TURP group rated their pre-treatment BPH symptoms as moderate or severe	TURP ($n = 109$) Finasteride ($n = 102$)	Satisfaction with treatment response (5-point scale ranging from 'excellent' to 'poor') at 3 months	87% of patients stated that finasteride improved their condition
Emberton et al., 2008 (PROBE study) [3]	Interview-based study in five European countries	Men (age range 45–80 years) with BPH receiving prescription medication	α -blocker ($n = 288$) 5ARI ($n = 65$)	Satisfaction with treatment response (5-point scale: not at all satisfied, not very satisfied, fairly satisfied, very satisfied, or neither satisfied nor dissatisfied). Patients had to have consulted with a physician in the past 12 months for BPH or an enlarged prostate, and had to be receiving prescription medications for their prostate problem at the time of interview	80% of patients receiving finasteride reported satisfaction 68% of patients receiving an α-blocker reported satisfaction
<i>Clinical trials – 5ARI therapy</i>					
Desgrandchamps et al., 2006 [23]	24-week open-label trial	Men aged ≥ 50 years with symptomatic BPH and prostate volume ≥ 30 mL. Mean IPSS score 15.3 (moderate disease severity)	Dutasteride 0.5 mg/day ($n = 366$)	0–100 visual analogue scale at 12 and 24 weeks	Satisfaction increased significantly at Weeks 12 and 24 with dutasteride ($p < 0.001$; values not reported).
<i>Clinical trials – α-blocker therapy</i>					

1
2
3
4
5
6
7
8
9
10
11
12
13
14
15
16
17
18
19
20
21
22
23
24
25
26
27
28
29
30
31
32
33
34
35
36
37
38
39
40
41
42
43
44
45
46
47

Cam et al., 2003 [24]	3-month open-label trial	Men aged ≥50 years with LUTS and no indication for surgery. PSA <4 ng/mL. Mean IPSS score 24 (moderate disease severity)	Doxazosin 4 mg/day (n = 178)	Self-report questionnaire of effectiveness of treatment (3-point scale: ineffective, no change in symptoms, effective), assessed at months 1 and 3	44% of patients considered doxazosin effective
Hareendran & Abraham, 2005 [25]	12-week randomised, double-blind, placebo-controlled trial	Men aged ≥ 40 years with LUTS plus IPSS ≥ 13 and Q _{max} 5–15 mL/s. Mean IPSS score 18.55 (moderate disease severity)	Placebo (n = 65) Low dose α-blocker ^a (n = 127) Medium dose α-blocker ^a (n = 129) High dose α-blocker ^a (n = 125)	Treatment Satisfaction Scale – Benign Prostatic Hyperplasia (TSS–BPH). Consists of 13 items; 11 have a 5-point Likert-like response scale, 2 have dichotomous (yes/no) response options. Assessed at the end of the study, or at withdrawal	Overall satisfaction was significantly greater in the high-dose (p = 0.045) and medium-dose (p = 0.010) α-blocker groups vs. placebo
<i>Clinical trials – Combination therapy</i>					
Barkin et al., 2009 (CombAT study) [4]	4-year randomised, double-blind, parallel-group study	Clinically diagnosed BPH in men aged ≥ 50 years, IPSS ≥ 12 units, prostate volume ≥ 30 cc, PSA 1.5–10.0 ng/mL, Q _{max} > 5 mL/s and minimum voided volume ≥ 125 mL	Dutasteride (0.5 mg/day) (n = 1623) Tamsulosin (0.4 mg/day) (n = 1611) Combination therapy (n = 1610)	PPSM questionnaire. 12-item questionnaire of satisfaction across different aspects of urinary symptoms. Individual scores for questions 1–11 ranged from 1–7; response to question 12 was yes, no or not sure. Assessed at baseline then every 3 months during treatment	81% of patients reported overall satisfaction with improvement in urinary problems with combination therapy; 74% with dutasteride monotherapy; 73% with tamsulosin monotherapy

^aSpecific agent and doses not stated in manuscript
5ARI, 5α-reductase inhibitor; BPH, benign prostatic hyperplasia; IPSS, International Prostate Symptom Score; LUTS, lower urinary tract symptoms; NA, not applicable; PPSM, Patient Perception of Study Medication; PSA, prostate-specific antigen; Q_{max}, maximum urinary flow rate; TILC, Transurethral interstitial laser coagulation; TSS–BPH, Treatment Satisfaction Scale – Benign Prostatic Hyperplasia; TUIP, Transurethral incision of the prostate; TUMP, Transurethral microwave thermotherapy of the prostate; TURP, Transurethral resection of the prostate

Table 3. Adapted from Hareendran & Abraham 2005 [25]. Treatment satisfaction scores by treatment group. Values are expressed as mean (SD). Lower scores indicate better satisfaction

	Placebo n = 65	Low dose α-blocker n = 127	Medium dose α-blocker n = 129	High dose α-blocker n = 125
Satisfaction with efficacy	39.11 (18.07)	36.10 (15.09)	31.61 (15.94)*	31.41 (17.91)*
Satisfaction with side-effects	6.15 (18.68)	6.77 (18.03)	9.30 (21.66)	18.55 (30.19)*
Overall satisfaction	30.56 (13.59)	28.77 (11.30)	25.19 (12.28)*	26.64 (14.86)*

*p < 0.05 vs. placebo

For Peer Review Only

Table 4. Adapted from Barkin et al. [4]. Percentage of patients reporting an improvement, satisfaction or desire to request study treatment in response to the Patient Perception of Study Medication (PPSM) questionnaire

PPSM question	Percentage of patients with any improvement/satisfaction		
	Combination	Dutasteride	Tamsulosin
Q1. Improvement in control of urinary problems			
Baseline ^a	44	41	45
Month 24	81* [†]	75	76
Q2. Satisfaction with control of urinary problems			
Baseline	45	41	43
Month 24	80* [†]	73	73
Q3. Improvement in strength of urinary stream			
Baseline	40	38	39
Month 24	77* [†]	67	67
Q4. Satisfaction with change in strength of urinary stream			
Baseline ^a	40	37	39
Month 24	76* [†]	67	66
Q5. Improvement in pain prior to urination			
Baseline ^a	39	37	39
Month 24	75*	67	69
Q6. Satisfaction with change in pain prior to urination			
Baseline ^a	41	38	39
Month 24	71* [†]	64	65
Q7. Improvement in pain during urination			
Baseline ^a	38	35	39
Month 24	75* [†]	67	69
Q8. Satisfaction with change in pain during urination			
Baseline ^a	40	38	39
Month 24	71* [†]	63	66
Q9. Improvement in level of interference with daily activities			
Baseline ^a	32	30	31
Month 24	73* [†]	66	66
Q10. Satisfaction with change in level of interference with daily activities			
Baseline ^a	39	35	37
Month 24	76* [†]	70	69
Q11. Overall satisfaction with improvement in urinary problems			
Baseline ^a	46	43	44
Month 24	81* [†]	74	73
Q12. Would you ask your Dr for the medication you received in the study?			
Yes			
Baseline ^a	38	35	37
Month 24	65* [†]	60	60

^aBaseline assessment was made after 4 weeks of placebo run-in

*p < 0.01 for combination vs. dutasteride; [†]p < 0.01 for combination vs. tamsulosin

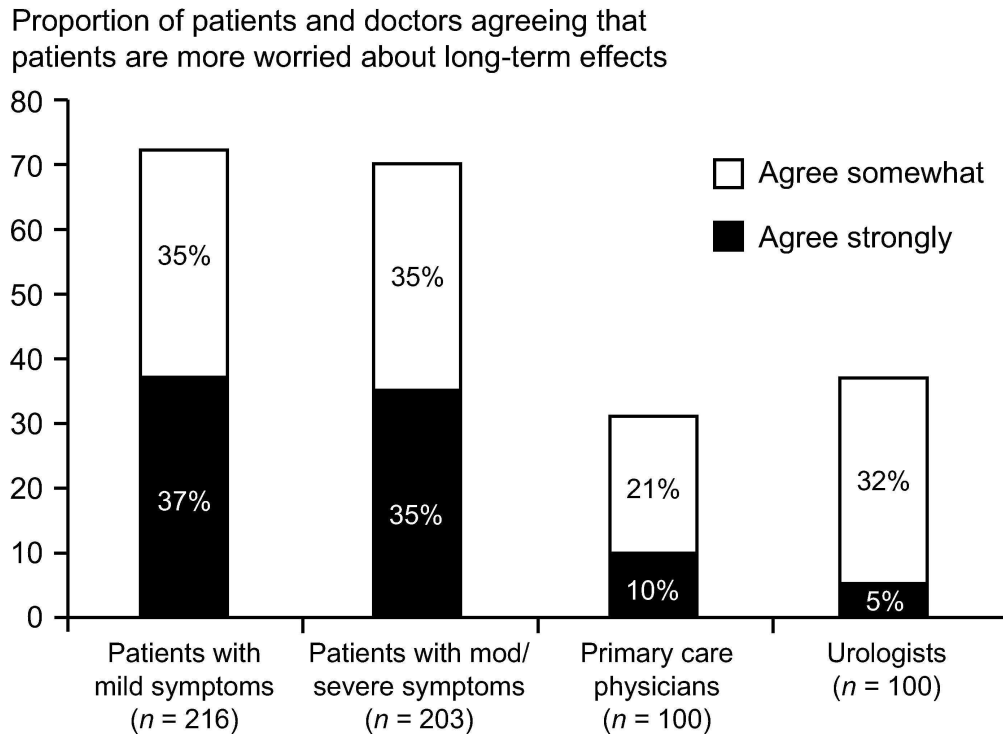


Figure 1. The majority of men in the Kaplan survey were more worried about long-term risks of BPH than with immediate symptoms. On the other hand, most physicians believed that patients were more concerned with immediate symptom relief than with long-term effects [19]. Reproduced from reference 19 with permission from Wiley Blackwell.
117x85mm (600 x 600 DPI)

1
2
3
4
5
6
7
8
9
10
11
12
13
14
15
16
17
18
19
20
21
22
23
24
25
26
27
28
29
30
31
32
33
34
35
36
37
38
39
40
41
42
43
44
45
46
47
48
49
50
51
52
53
54
55
56
57
58
59
60

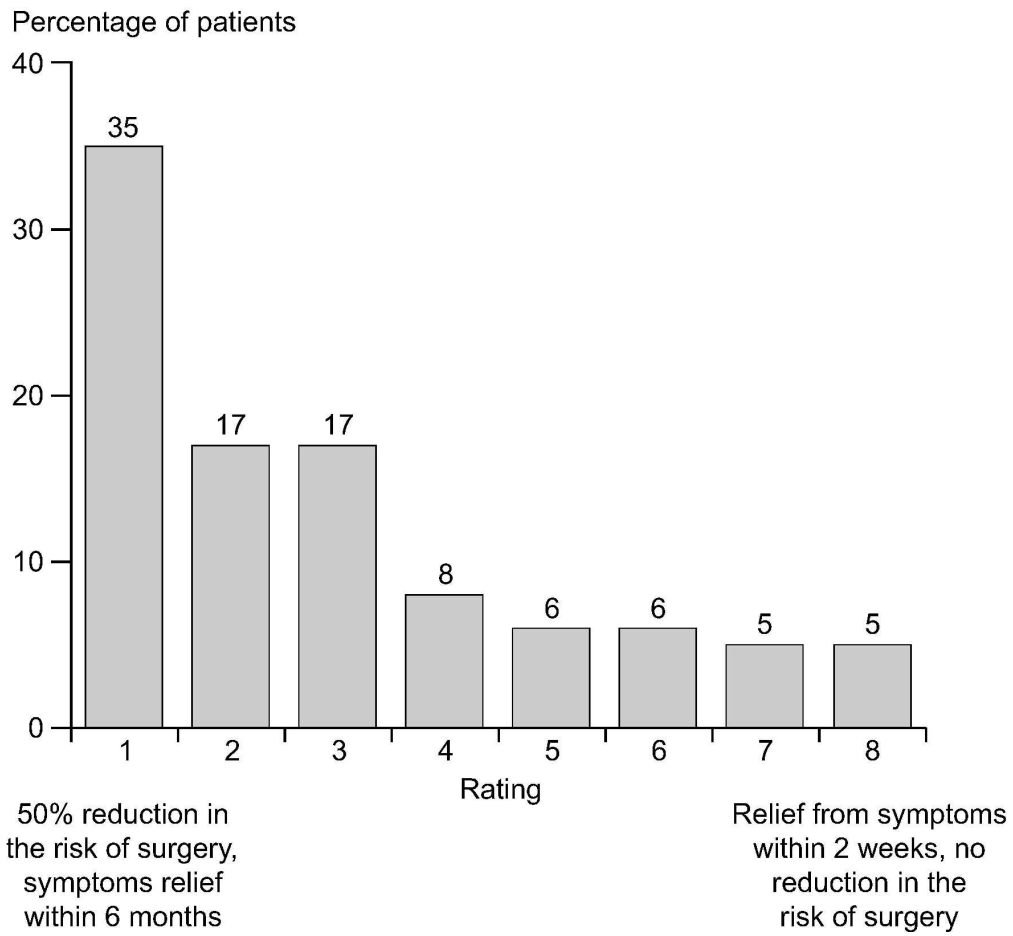


Figure 2. Patient selection of important drug attributes on a scale of 1–8, where 1 is a drug providing a 50% reduction in the risk of surgery and onset of symptom relief within 6 months, and 8 is a drug providing relief from symptoms within 2 weeks but no reduction in the risk of surgery. (n = 502) [3]. Reproduced from reference 3 with permission from Wiley Blackwell. 148x137mm (600 x 600 DPI)

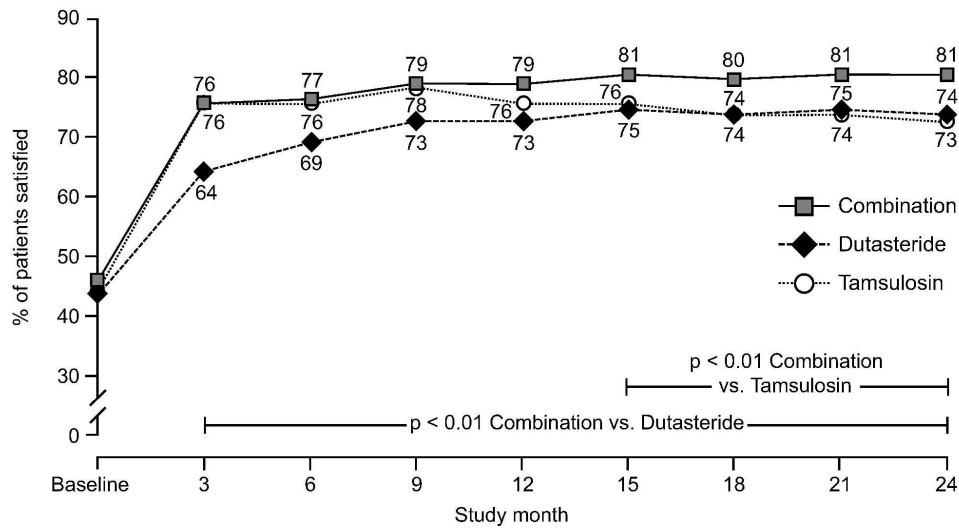


Figure 3. Proportion of subjects reporting satisfaction overall with treatment and its effect on their urinary symptoms (question 11 of the PPSM). At Month 24, the proportion of patients reporting any satisfaction with treatment in response to question 11 was significantly higher with combination (81%) than with dutasteride (74%) and than with tamsulosin (73%), and the onset of significance was from Month 3 for combination vs. dutasteride ($p < 0.001$) and from Month 15 for combination vs. tamsulosin ($p < 0.01$) [4]. Reproduced from reference 4 with permission from Wiley Blackwell. 173x90mm (600 x 600 DPI)