



**HAL**  
open science

# Comparison of the Temperature Dependence of Irreversible and Reversible Magnetization of Basalt Samples

Nikolai Petersen, Klaus Petersen

► **To cite this version:**

Nikolai Petersen, Klaus Petersen. Comparison of the Temperature Dependence of Irreversible and Reversible Magnetization of Basalt Samples. *Physics of the Earth and Planetary Interiors*, 2008, 169 (1-4), pp.89. 10.1016/j.pepi.2008.07.005 . hal-00532160

**HAL Id: hal-00532160**

**<https://hal.science/hal-00532160>**

Submitted on 4 Nov 2010

**HAL** is a multi-disciplinary open access archive for the deposit and dissemination of scientific research documents, whether they are published or not. The documents may come from teaching and research institutions in France or abroad, or from public or private research centers.

L'archive ouverte pluridisciplinaire **HAL**, est destinée au dépôt et à la diffusion de documents scientifiques de niveau recherche, publiés ou non, émanant des établissements d'enseignement et de recherche français ou étrangers, des laboratoires publics ou privés.

## Accepted Manuscript

Title: Comparison of the Temperature Dependence of Irreversible and Reversible Magnetization of Basalt Samples

Authors: Nikolai Petersen, Klaus Petersen


PII: S0031-9201(08)00167-2  
DOI: doi:10.1016/j.pepi.2008.07.005  
Reference: PEPI 4998

To appear in: *Physics of the Earth and Planetary Interiors*

Received date: 11-2-2008  
Revised date: 8-6-2008  
Accepted date: 5-7-2008

Please cite this article as: Petersen, N., Petersen, K., Comparison of the Temperature Dependence of Irreversible and Reversible Magnetization of Basalt Samples, *Physics of the Earth and Planetary Interiors* (2007), doi:10.1016/j.pepi.2008.07.005

This is a PDF file of an unedited manuscript that has been accepted for publication. As a service to our customers we are providing this early version of the manuscript. The manuscript will undergo copyediting, typesetting, and review of the resulting proof before it is published in its final form. Please note that during the production process errors may be discovered which could affect the content, and all legal disclaimers that apply to the journal pertain.



## Comparison of the Temperature Dependence of Irreversible and Reversible Magnetization of Basalt Samples

Nikolai Petersen, Klaus Petersen

---

### Abstract

Thermomagnetic curves are commonly used to characterize the magneto-mineralogy of basaltic rocks. It helps particularly for pre-selection of samples for paleointensity studies. However, the temperature dependence of the total magnetization is often different to the behavior of the remanence carriers. It is therefore of advantage to apply a new method to measure simultaneously the reversible and irreversible magnetization part. The method is based on a modified version of the Variable Field Translation Balance (VFTB). It is shown that the temperature dependence of the remanence carriers may be distinctly different to the total magnetization as seen in ordinary thermomagnetic curves.

*Key words:* Paleointensity, Thermomagnetic Curves, Reversible Magnetization, Irreversible Magnetization, Variable Field Translation Balance

---

### 1 Introduction

The natural magnetization of basalts carries important information for paleomagnetic studies, particularly concerning paleointensity studies. The magnetic properties of basaltic rocks are imparted mainly by Fe-Ti oxides, sulfides and chromites playing only a very minor role. Fe-Ti minerals occur as primary accessories which are precipitated in the magma at temperatures between 1200°C and 1000°C. Additional Fe-Ti oxides may be released on devitrification of residual glass and by oxidation of paramagnetic Fe<sup>2++</sup> present in pyroxenes and olivines.

---

<sup>1</sup> Nikolai Petersen is with the Department of Earth and Environmental Sciences, LMU Munich, Theresienstr. 41, D-80333 Munich, Germany.

<sup>2</sup> Klaus Petersen is with Waseda University, Department of Mechanical Engineering, Waseda University, 3-4-1 Ookubo, Shinjuku-ku, 169-8555. Tokyo, Japan.

The composition of the primary Fe-Ti oxides in basalts at solidus temperature (1000°C) is restricted to a narrow compositional range of the two solid solution series: magnetite (Fe<sub>3</sub>O<sub>4</sub>) ulvospinel (Fe<sub>2</sub>TiO<sub>4</sub>) series (titanomagnetites) and hematite (Fe<sub>2</sub>O<sub>3</sub>) ilmenite (FeTiO<sub>3</sub>) series (Buddington & Lindsley (1964), Carmichael & Nicholls (1967)) with corresponding primary Curie temperatures  $T_c$  of around 160°C for titanomagnetite and -120°C for hemoilmenite (the latter therefore not contributing to the sample magnetization at room temperature).

Although the primary basaltic magneto-mineralogy is relatively simple, the final magnetic assemblage may be complex, leading to problems in paleomagnetic interpretations. This complex magnetomineralogy is well reflected in a wide distribution of Curie temperatures of basalts (Figure 1). Carmichael & Nicholls (1967) were the first to point out that basalts with Curie temperatures higher than about 200°C offer evidence of subsequent change due to oxidation/exsolution of the primary Fe-Ti oxides.

## 2 Thermomagnetic curves

Measurement of thermomagnetic curves is a convenient method to assess the magnetic state of a basalt sample (see for example Ade-Hall et al. (1968)). However, such analysis may be difficult to interpret when different magnetic phases sum up the measured signal, the paleomagnetically interesting phase being only one among several other phases which may then easily be overlooked. This is the case when the magnetically dominating phase is not the one carrying useful paleomagnetic information, while the carrier of stable remanence hardly shows up in the thermomagnetic curve.

Here we show that a modified system of the Variable Field Translation Balance (VFTB) offers the possibility to measure simultaneously, both the reversible and irreversible part of the total magnetization during a thermomagnetic run and may thus be useful in better distinguishing coexisting magnetic phases.

## 3 The Modified VFTB

The original VFTB is a modification of the translation balance of Weiss & Foex (1911). As distinguished to the original Weiss and Foex balance, in the VFTB the magnetic gradient is not produced by the special shape of the pole pieces of an electromagnet, but by a set of separate gradient coils (Krasa & Petersen & Petersen (2007)). The generated gradient field is not kept constant, but is oscillating with a certain frequency  $f$ . The VFTB can thus be

considered a one-dimensional harmonic oscillator with damping, operated in forced oscillation mode. The oscillating part of the instrument is a pendulum with bifilar suspension, with the sample fixed to it. The motion of the sample is actuated by a periodic force of frequency  $f$ , generated by the gradient coils (Figure 2a). The amplitude of sample motion (Figure 2b) is a measure of the sample magnetization in a certain magnetic field.

The modified VFTB makes use of the fact that the reversible part of a sample's magnetization oscillates with double frequency  $2f$  (Figure 2c). The signal is thus the superposition of irreversible magnetization (in the applied magnetic field) and reversible magnetization (following the weak gradient field). The latter one is equivalent to the weak field susceptibility of the sample.

The two magnetization parts can be obtained by analyzing the first and second harmonic of the signal (Figure 3). As an example the hysteresis loop of a basalt sample (Vogelsberg, Germany) is shown in Fig. 4.

#### **4 Comparison of the temperature dependence of irreversible and reversible magnetization of a basalt sample**

For this measurement a basalt sample from the Vogelsberg, Germany, (same sample as in Fig. 4) has been selected. Ore microscopic observation shows titanomagnetite with incipient signs of oxidation as the carrier of magnetization.

Prior to the thermomagnetic measurement the sample was given an isothermal remanent magnetization (IRM) in a field of 400mT. Fig. 5 shows heating and cooling curves of irreversible (IRM) and reversible magnetization (weak field susceptibility). The maximum of the susceptibility curve at 130°C can be interpreted as the Hopkinson peak of the original unoxidized titanomagnetite. The shape of the curve following the maximum indicates a spread of different titanomagnetite oxidation states. The IRM curve behaves differently. Unblocking of IRM takes place more or less uniformly over the whole temperature range between room temperature and 550°C.

The different shape of the susceptibility cooling curve compared to the heating curve indicates irreversible mineralogical changes due to heating in air. The cooling curve of the irreversible magnetization remains zero as the experiment is carried out in zero field and the sample cannot acquire a thermoremanent magnetization.

## 5 Thermomagnetic Measurements in Different Magnetic Fields

Subsamples of the same handpiece from the Vogelsberg basalt have been measured in fields of 30mT and 571mT respectively (Figure 6). Superimposed in the figure are the IRM and the susceptibility heating curves of Fig. 5, with all curves normalized to one at starting temperature.

It is interesting to note the characteristic differences between the curves: the stronger the applied magnetic field, the smoother the curves. The low  $T_c$  phase can only just be seen in the 571mT curve where it is superseded by the paramagnetic contribution of the sample.

## 6 Conclusions

Comparison of thermomagnetic curves measured in different magnetic fields helps to distinguish coexisting magnetic phases present in samples with inhomogeneous magnetic constituents. Frequently the carrier of stable remanence is different to the bulk magnetically dominating phase and may easily be overlooked in ordinary thermomagnetic measurements in strong magnetic fields.

The same may be the case when measuring only weak field susceptibility where the signal usually comes mainly from MD or SP particles whereas the stable remanent magnetization resides in either SD particles (Evans & McElhinney & Gifford (1968), Hargraves & Young (1969) or stress centers within larger particles (Verhogen (1959), Appel (1987)). The simultaneous registration of irreversible and reversible sample magnetization helps to solve this dilemma.

## References

- Weiss P. und Foex G., Study of the magnetisation of ferrous bodies above the Curie point, *J. Phys.* 5(1), 274-287, 1911.
- Ade-Hall J.M., Khan M.A., Dagley P. and Wilson R.L.: A detailed opaque petrological and magnetic investigation of a single tertiary lava flow from Skye, Scotland, I, II, III. *Geophys. J.*, 16, 375-415, 1968.
- Appel E.: Stress anisotropy in Ti-rich titanomagnetites, *Phys. Earth Planet. Int.*, 46, 233-240, 1987.
- Buddington A.F. and Lindsley D.H.: Iron-titanium oxide minerals and synthetic equivalents, *J. Petrol.*, 5, 310-357, 1964.
- Carmichael C.M. and Nicholls J.: Iron-titanium oxides and oxygen fugacities in volcanic rocks, *J. Geophys. Res.*, 72, 4665-4687, 1967.

- Evans M.E., McElhinney M.W. and Gifford A.C.: Single domain magnetite and high coercivities in a gabbroic intrusion, *EPSL*, 4, 142-146, 1968.
- Hargraves R.B. and Young W.M.: Source of stable remanent magnetism in Lambertville diabase, *Am. J. Sci.*, 267, 1161-1777, 1969.
- Krasa D., Petersen K. and Petersen N.: The variable field translation balance. In: *Encyclopedia of Geomagnetism and Paleomagnetism*. Gubbins David, Herrero-Bervera Emilio (Eds.), Springer Netherlands 2007.
- Petersen N., Notes on the variation of magnetization within basalt lava flows and dikes, *Pageoph*, 114, 177-193, 1976.
- Verhogen J.: The origin of thermoremanent magnetization, *J. Geophys. Res.*, 64, 2441-2449, 1959.

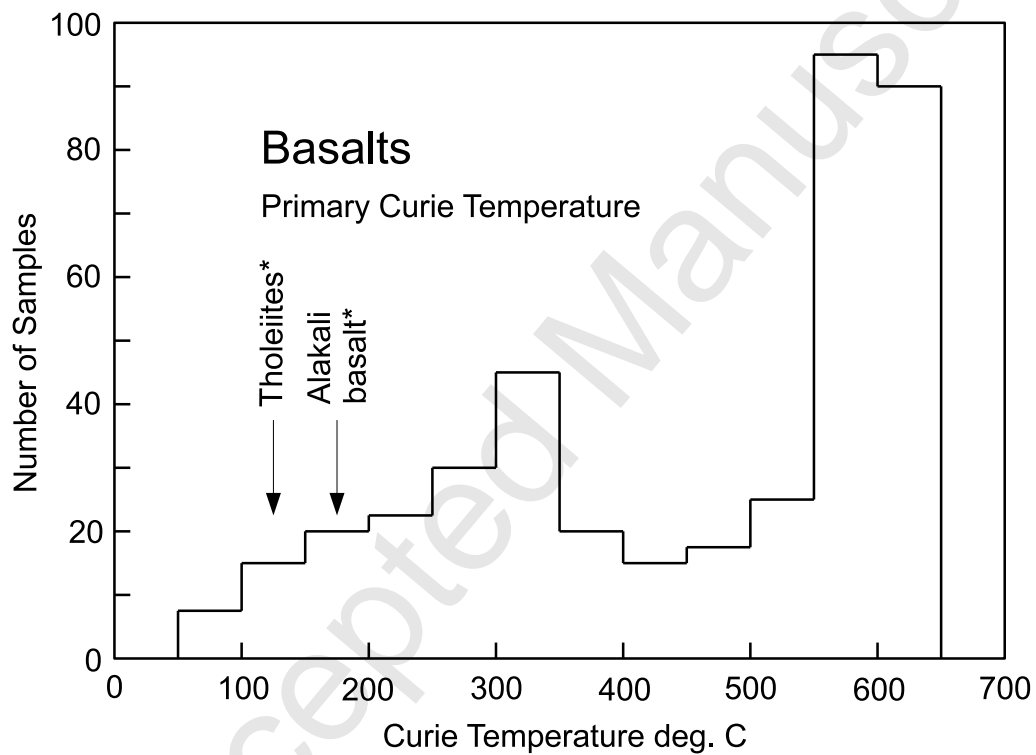


Fig. 1. Histogram of Curie temperatures of 400 basalt samples from different localities in Europe. \*) from Petersen (1976)



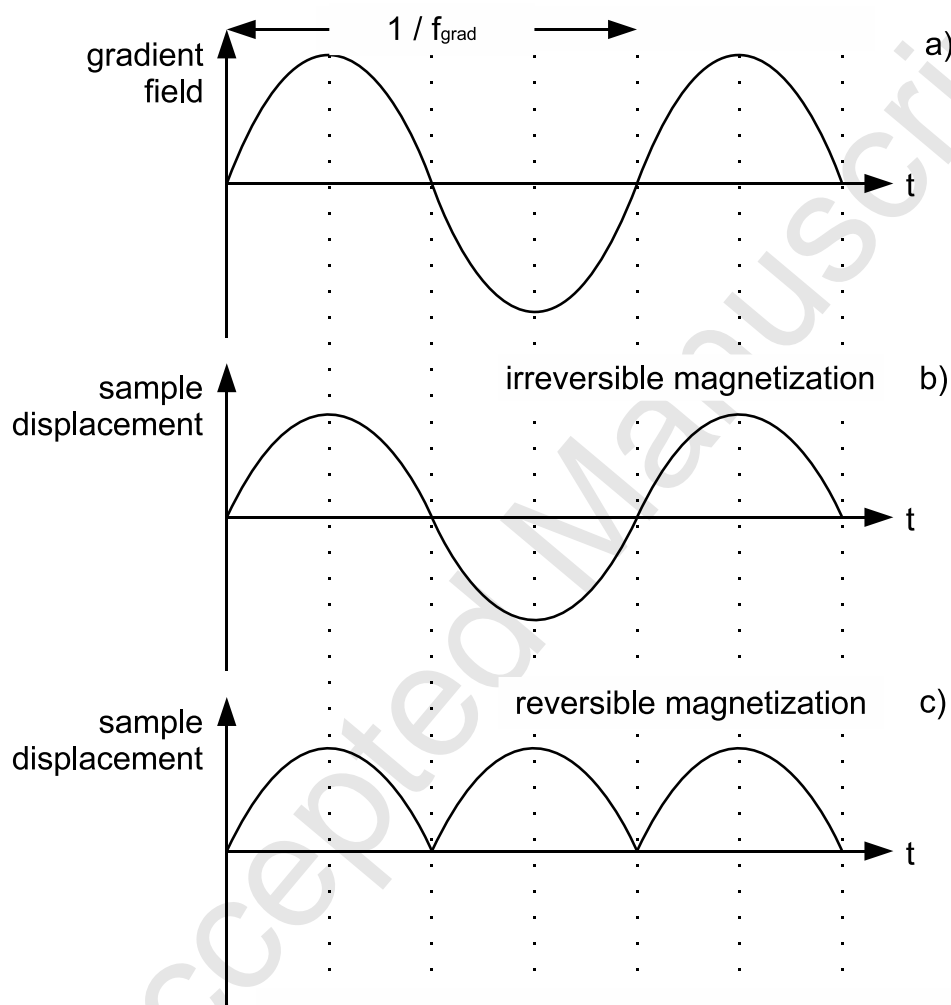


Fig. 2. Principle of the modified Variable Field Translation Balance (VFTB). a) Gradient field oscillating with frequency  $f$ . b) Sample movement actuated by the oscillating gradient field: irreversible magnetization oscillates with frequency  $f$ . c) Sample movement actuated by the oscillating gradient field: the reversible magnetization part causes sample to oscillate with  $2f$ .

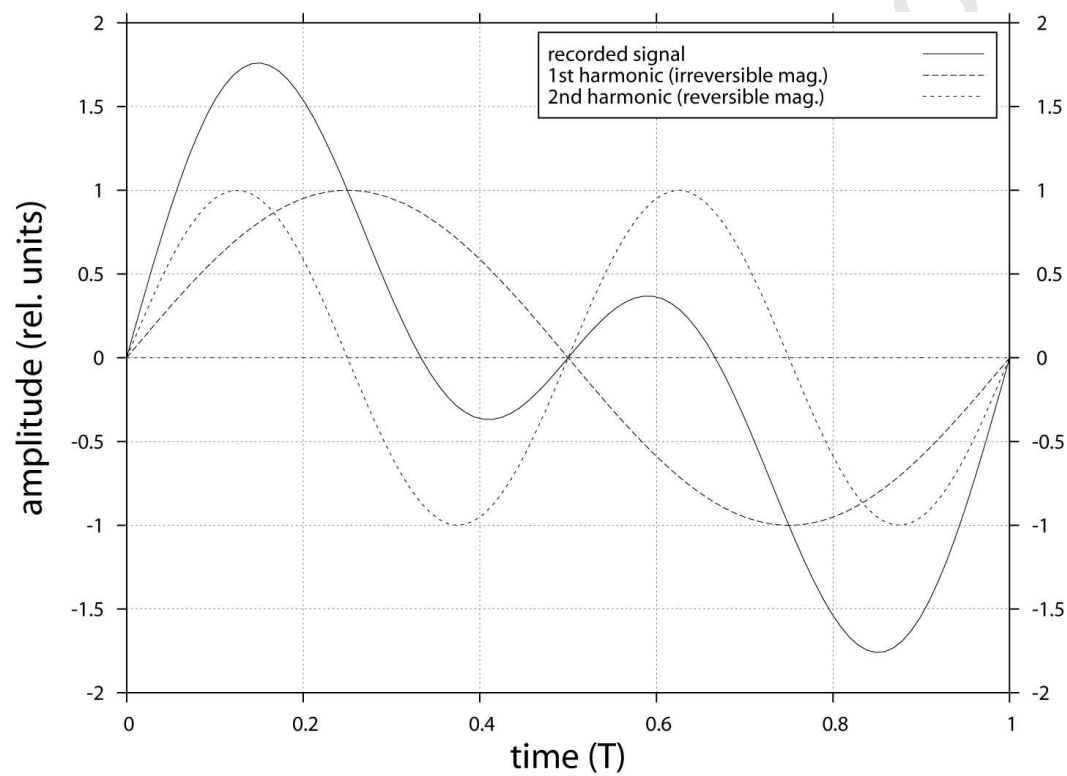


Fig. 3. Example of recorded sample movement (straight line). Basalt sample from Vogelsberg (Germany).  $T = \frac{1}{f}$  with  $f$  the frequency of the gradient field.

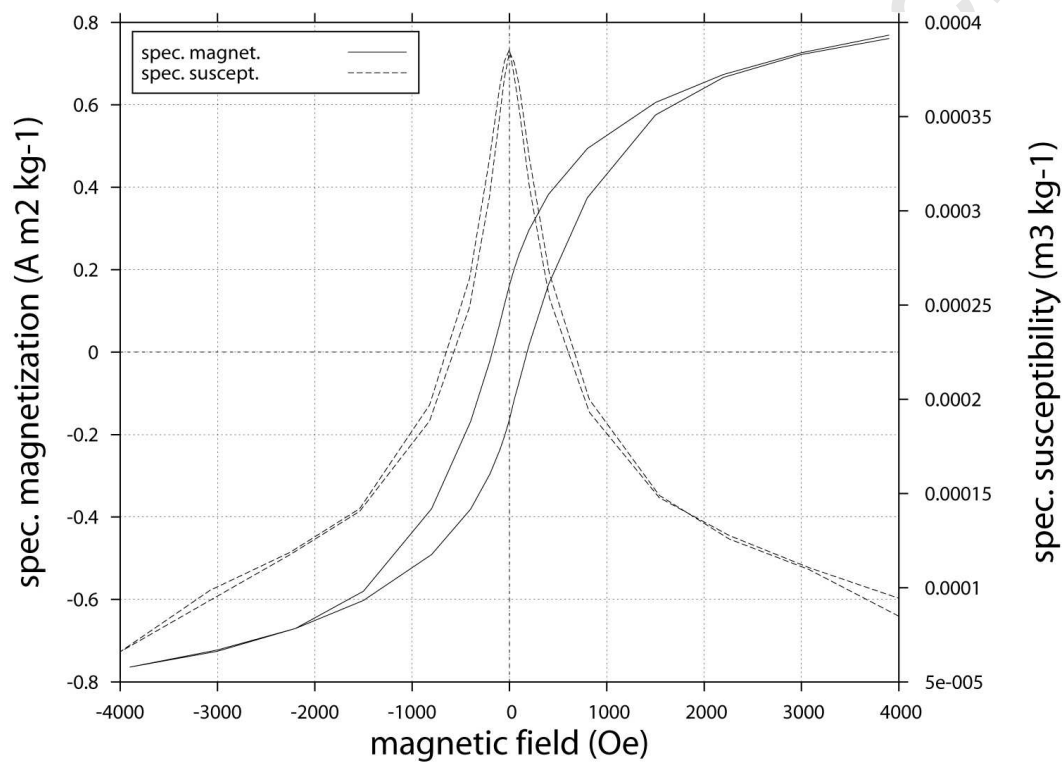


Fig. 4. Hysteresis loop of a basalt sample from Vogelsberg (Germany). Solid line: Normal hysteresis loop. Dashed line: Simultaneously recorded reversible magnetization part (weak field susceptibility).

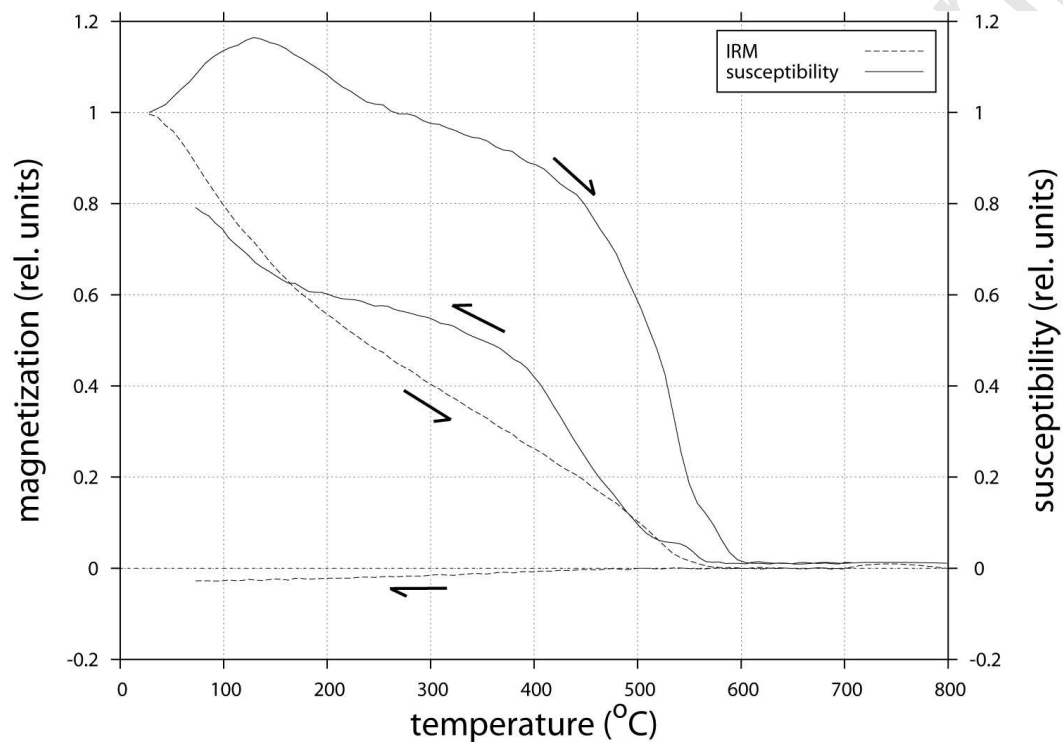


Fig. 5. Comparison of temperature dependence of reversible magnetization (weak field susceptibility, dashed line) and irreversible magnetization (IRM acquired in 400mT, solid line). The measurement was taken in zero field. The cooling branches of the respective curves are also shown. The different susceptibility cooling curve indicates mineralogical changes due to the heating process in air. The IRM cooling curve remains zero as the sample cannot acquire a thermoremanent magnetization in zero field.

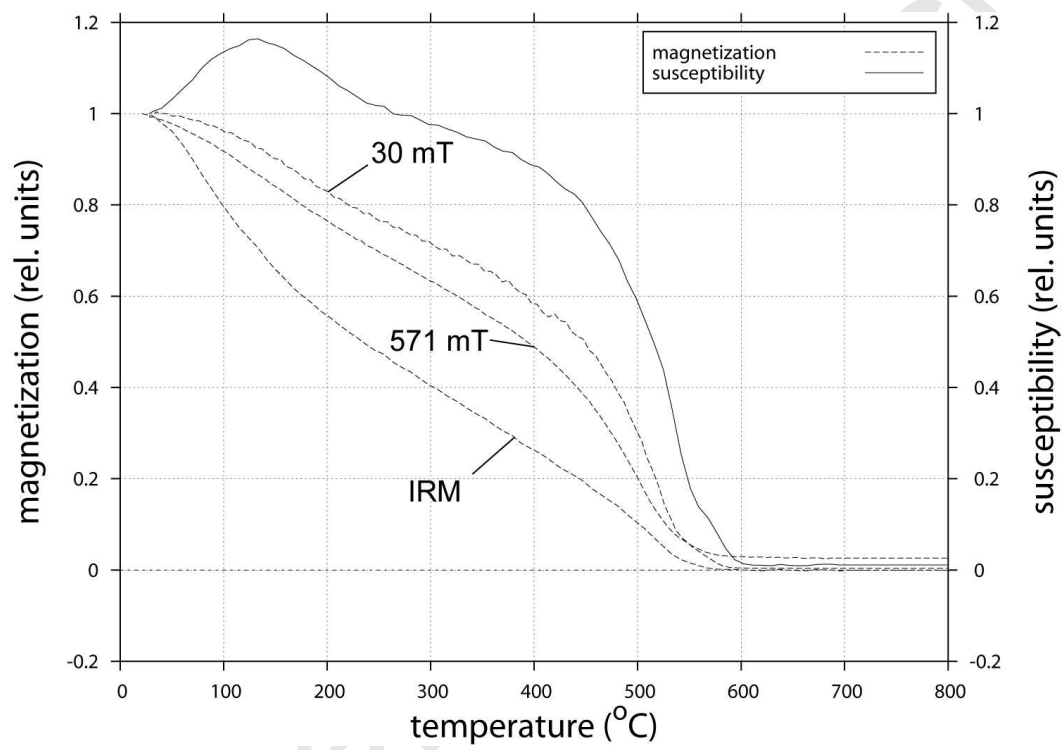


Fig. 6. Comparison of the temperature dependence of thermomagnetic curves measured in 30mT and 571mT respectively. Superimposed are the heating curves of figure Fig. 5, IRM and susceptibility. All curves are normalized to one at the starting temperature. The measured samples are taken from the same hand piece of the Vogelsberg basalt.