



**HAL**  
open science

# Coordinating procedural and conceptual knowledge to make sense of word equations: understanding the complexity of a ‘simple’ chemical task at the learner’s resolution

Keith Stephen Taber, Pat Bricheno

► **To cite this version:**

Keith Stephen Taber, Pat Bricheno. Coordinating procedural and conceptual knowledge to make sense of word equations: understanding the complexity of a ‘simple’ chemical task at the learner’s resolution. *International Journal of Science Education*, 2009, 31 (15), pp.2021-2055. 10.1080/09500690802326243 . hal-00516744

**HAL Id: hal-00516744**

**<https://hal.science/hal-00516744>**

Submitted on 11 Sep 2010

**HAL** is a multi-disciplinary open access archive for the deposit and dissemination of scientific research documents, whether they are published or not. The documents may come from teaching and research institutions in France or abroad, or from public or private research centers.

L’archive ouverte pluridisciplinaire **HAL**, est destinée au dépôt et à la diffusion de documents scientifiques de niveau recherche, publiés ou non, émanant des établissements d’enseignement et de recherche français ou étrangers, des laboratoires publics ou privés.



**Coordinating procedural and conceptual knowledge to make sense of word equations: understanding the complexity of a 'simple' chemical task at the learner's resolution**

Journal:	<i>International Journal of Science Education</i>
Manuscript ID:	TSED-2008-0095.R1
Manuscript Type:	Research Paper
Keywords:	chemistry education, reasoning, qualitative research
Keywords (user):	expert/novice thinking, conceptual/procedural knowledge , chemical equations



1  
2  
3 **Coordinating procedural and conceptual knowledge**  
4  
5  
6 **to make sense of word equations: understanding the**  
7  
8  
9 **complexity of a ‘simple’ completion task at the**  
10  
11 **learner’s resolution**  
12

13  
14  
15  
16 *Abstract*  
17

18  
19 This paper discusses the conceptual demands of an apparently straightforward task set  
20 to secondary level students – completing chemical word equations with a single  
21 omitted term. Chemical equations are of considerable importance in chemistry, and  
22 school students are expected to learn to be able to write and interpret them. However,  
23 it is recognized that many students find them challenging. The present paper explores  
24 students’ accounts of their attempts to identify the missing terms, to illuminate why  
25 working with chemical word equations is so challenging from the learner’s  
26 perspective. 300 secondary age students responded to a 5-item exercise based on  
27 chemicals and types of reactions commonly met at school level. For each item they  
28 were asked to identify the missing term in a word equation, and explain their answers.  
29 This provided a database containing more than a thousand student accounts of their  
30 rationales. Analysis of the data led to the identification of seven main classes of  
31 strategy used to answer the questions. Most approaches required the coordination of  
32 chemical knowledge at several different levels for a successful outcome; and there  
33 was much evidence both for correct answers based on flawed chemical thinking, and  
34 appropriate chemical thinking being insufficient to lead to the correct answer. It is  
35 suggested that the model reported here should be tested by more in-depth methods,  
36  
37  
38  
39  
40  
41  
42  
43  
44  
45  
46  
47  
48  
49  
50  
51  
52

1  
2 but could help chemistry teachers appreciate learners' difficulties and offer them  
3  
4 explicit support in selection and application of strategies when working with chemical  
5  
6 equations.  
7  
8  
9

10  
11  
12 key words: chemical equations, word equations, student thinking, expert/novice  
13  
14 thinking; strategic/tactical thinking  
15  
16  
17  
18  
19  
20  
21  
22  
23  
24  
25  
26  
27  
28  
29  
30  
31  
32  
33  
34  
35  
36  
37  
38  
39  
40  
41  
42  
43  
44  
45  
46  
47  
48  
49  
50  
51  
52  
53  
54  
55  
56  
57  
58  
59  
60

## Introduction

This paper discusses how students make sense of word equations. The paper presents an analysis of secondary level student responses to the apparently straightforward task of completing word equations with a single omitted term. A set of five such exercises was attempted by 300 students who were expected by their teachers to be able to work with word equations. They were asked to name the missing substance, and to explain their answers. The exercises were designed to reflect substances and reaction types likely to be familiar from school science. A fifth of the suggested answers were considered to be incorrect (about two thirds of responses were classed as correct, and the remainder as 'nearly' correct – see below). As chemical equations are ubiquitous in teaching and learning chemistry, and are used to represent the key processes of the subject (chemical changes), this was considered worthy of closer investigation. As we will discuss in this paper, our analysis of students' reasons for their responses suggests that correct responses on these very simple completion tasks are often achieved despite thinking that is inappropriate or at least incomplete from a scientific perspective.

Deleted: were

It is suggested here that this particular task, completing word equations based on familiar types of reactions, is one that would seem trivial to the expert (the chemist, or science teacher), but offers significant difficulties to learners. This being so, effective teaching requires the teacher to be aware of, and take into account, the complexity of working with word equations. The present paper, then, explores why such a 'basic' tool for learning and discussing chemistry proves to be problematic at 'the learners' resolution'. This is undertaken through an analysis of the task, drawing upon the reasoning students reported.

### Expert and novice thinking

Expert thinking is qualitatively different from novice thinking (Baron, 1994) in ways that can make it difficult for the expert to appreciate the difficulty of the task for the novice. Expertise is developed over extended periods of time when someone engages regularly and deeply with a field (Gardner, 1998). There are at least two aspects of expertise that may be relevant to the present study – relating to the conceptual and cognitive aspects of the scientific task. Firstly, experts develop an extensive and effectively structured knowledge base in the field (Mayer, 1992). Due to extensive consolidation of knowledge, much of this is very readily accessible. The same nominal working memory capacity is able to manipulate much more complex information when it is dealing with well-consolidated knowledge (Sweller, 2007).

Experts are also able to ‘automate’ processes. The expert is not only able to see whole patterns as single entities, rather than complex configurations, but is also able to combine sequences of actions into a single process. This latter effect is perhaps most familiar in the sensori-motor domain, where practice allows complex sequences of muscle contractions to be organised into modules that effectively become a single operation (e.g. in learning grasp a toy, in walking, typing, driving, playing sports etc.)

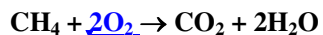
### **The role of chemical equations**

Chemical equations are used to describe chemical reactions, and are commonly of two types, word equation and formulae equations. Both types are used in secondary education (e.g. in the UK where the present study was undertaken), with formulae versions based on alphanumeric formulae for substances. Word and formulae

1  
2 equations can readily be written for most of the chemical changes studied in school.

3  
4 For example, the combustion of methane may be represented as

5  
6  
7 **methane + oxygen → carbon dioxide + water**



Deleted: 3O<sub>2</sub>

12  
13 Both forms would be considered as valid representations of the chemical reaction.

14  
15 The terms of such equations represent substances, such as the compound methane and  
16  
17 the element oxygen, the reactants in this particular example. The formula equation is  
18  
19 more abstract than the word equation (with single substances often represented by  
20  
21 compound formulae such as CuSO<sub>4</sub>), and needs to be balanced, but offers explicit  
22  
23 information about the elements 'represented' in the substances involved.

24  
25  
26 The official guidance document on teaching lower secondary science in England  
27  
28 (ages 11-14) refers to how "pupils need to learn to represent compounds by formulae  
29  
30 and to summarise chemical reactions by word equations" (DfES, 2002: 15). This  
31  
32 document suggests that the notion of a word equation should become part of the  
33  
34 students' vocabulary in the first year of secondary education (p.74), and then within  
35  
36 two years "pupils should be taught to write word and symbol equations for some  
37  
38 simple reactions" (p.28).

#### 39 40 41 **Reasons to expect learning about chemical equations to be problematic**

42  
43  
44 Although word equations may seem relatively straightforward, there are good reasons  
45  
46 to expect students to find them a challenging aspect of school science. This is a topic  
47  
48 which has attracted limited explicit attention, yet there is a good deal of research  
49  
50

1  
2 demonstrating that students have difficulty with the fundamental concepts which are  
3  
4 needed to make sense of the chemical reactions represented in the equations.  
5  
6

7  
8 It is known that students do not readily acquire the fundamental concept of chemical  
9  
10 substance without which chemical reactions have little meaning (Johnson, 2005).

11  
12 Therefore it is not surprising that a range of research studies has shown that students  
13  
14 form various alternative notions of chemical change that do not fit scientific

15  
16 understanding (Ahtee & Varjola, 1998; Andersson, 1986; Briggs & Holding, 1986;  
17  
18 Cavallo, McNeely, & Marek, 2003; Hesse & Anderson, 1992; Johnson, 2000). Many

19  
20 14-15 year-olds have not developed clear distinctions between chemical and physical  
21  
22 changes (Watson & Dillon, 1996). Limited, atheoretical, thinking about chemical

23  
24 change has been found among many 16-18 year olds (Barker & Millar, 1999; Solsona,  
25  
26 Izquierdo, & de Jong, 2003; Taber, 1996), and even among university students (Ahtee  
27  
28 & Varjola, 1998).

Deleted: 17

Deleted: (Barker & Millar, 1999; Solsona, Izquierdo, & de Jong, 2003)

29  
30 So, basic conceptual frameworks that make sense of the chemical reactions that  
31  
32 equations represent may not be well developed in many students at secondary level  
33  
34 when chemical equations are taught.

Deleted: which

35  
36  
37 There may also be additional challenges for many students in working at the  
38  
39 representational level in chemistry. In learning about chemistry, students are asked to  
40  
41 make repeated shifts between discussion of materials that they can see, smell and  
42  
43 handle; various abstract representational models; and explanatory models based on  
44  
45 conjectured entities at sub-microscopic scale (Jensen, 1998), and this is considered to  
46  
47 contribute to the difficult of learning about the subject (Gilbert & Treagust, In  
48  
49 preparation; Johnstone, 1991).  
50  
51  
52  
53  
54  
55  
56  
57  
58  
59  
60



1  
2 Yet research suggests that an understanding of the basic chemical concepts of  
3  
4 substance and chemical reaction may depend upon developing mental models of the  
5  
6 phenomena through the use of particle models (Johnson, 2002; Taber, 2002b), when it  
7  
8 is well established that these models are themselves highly counter-intuitive for many  
9  
10 learners (Adbo & Taber, 2008; Ault, Novak, & Gowin, 1984; García Franco & Taber,  
11  
12 Accepted for publication; Griffiths & Preston, 1992; Nussbaum & Novick, 1982;  
13  
14 Taber, 2001a, In press).

### 17 **The symbolic language of chemistry**

20 Even remaining within the representational level, the demands of working with such  
21  
22 formalisms may be quite high. Students find it difficult to construct word equations  
23  
24 (Soul, 2001), or to interpret them in terms of what is happening in a reaction  
25  
26 (Kearon, 2002). Students not only find difficulty in writing formula equations from  
27  
28 word equations (Hines, 1990), but also in writing word equations when given  
29  
30 formulae equations (Howe, 1975).

33 Chemical equations, whether substances are represented by words *or* formulae, are  
34  
35 part of the specialist *language* of chemists and science teachers (Taber, In  
36  
37 preparation, In press), and from the perspective of these 'experts' are a simple way of  
38  
39 representing the way chemical reactions involve changes of some chemical  
40  
41 substances (reactants) into others (products). To such an expert, the equation offers a  
42  
43 straightforward representation of a chemical change that can be readily related to both  
44  
45 bench phenomena (i.e. the production of new chemical substances with properties that  
46  
47 differ from the reactants), and to models of how such change involves interactions  
48  
49 between the sub-microscopic entities (molecules, ions etc) from which the reactants  
50  
51  
52  
53  
54  
55  
56  
57  
58  
59  
60

Deleted: )

Deleted: in terms of

are composed to give the new sub-microscopic entities that comprise the new substance(s) produced.

Deleted: such

However, a novice who lacks a suitable understanding of the scientific concept of substance, and does not have available the appropriate mental imagery (Gilbert, 2005) of scientifically sound particle models to support an appreciation of the essential nature of chemical change, may not have the conceptual resources upon which to draw when asked to produce or interpret chemical equations (Taber, 2007/2008).

The reference to a chemical *language* is intended to be more than an analogy (Taber, In press), and unless teachers are able to take full account of the demands made of students, then - for many learners - the study of chemistry may well be an experience of learning unfamiliar ideas through the medium of an unfamiliar language, as taught by a subject expert who is fluent in both the ideas and the language used to present them.

Deleted: (Taber, In preparation)

It seems quite likely that many *experts* (e.g. chemistry teachers) would be able to complete simple word equations such as those discussed here without *consciously* applying any rules or other heuristics. This material is so familiar and basic that such experts often 'see' the answers instantly. This does not mean that there is no thinking involved, just that it has become so automatic that it occurs pre-consciously (Cohen, 1983). Whilst such close familiarity with the material is an important part of a teachers' subject knowledge, it is also important for the teacher to be able to appreciate the nature of these tasks 'at the learners' resolution', i.e. the conceptual and cognitive aspects of the tasks when undertaken by the students who lack such expertise. It is such a task analysis that is the basis of the present study.

Deleted: Expert and novice thinking

Expert thinking is qualitatively different from novice thinking (Baron, 1994) in ways that can make it difficult for the expert to appreciate the difficulty of the task for the novice. Expertise is developed over extended periods of time when someone engages regularly and deeply with a field (Gardner, 1998). There are at least two aspects of expertise that may be relevant to the present study – relating to the conceptual and cognitive aspects of the scientific task. Firstly, experts develop an extensive and effectively structured knowledge base in the field (Mayer, 1992). Due to extensive consolidation of knowledge, much of this is very readily accessible. The same nominal working memory capacity is able to manipulate much more complex information when it is dealing with well-consolidated knowledge (Sweller, 2007). Experts are also able to 'automate' processes. The expert is not only able to see whole patterns as single entities, rather than complex configurations, but is also able to combine sequences of actions into a single process. This latter effect is perhaps most familiar in the sensorimotor domain, where practice allows complex sequences of muscle contractions to be organised into modules that effectively become a single operation (e.g. in learning grasp a toy, in walking, typing, driving, playing sports etc.)

### The context of the present study

The present study derives from a project funded by the Royal Society of Chemistry (RSC) to support teaching of chemistry topics in secondary schools in the UK. The first author undertook the 'Challenging Chemical Misconceptions' project (Taber, 2001b) on behalf of, and whilst on secondment to, the RSC. The project set out to support teaching about key chemistry topics where it was known that learners often misunderstood or failed to make sense of the concepts in the curriculum. During the project, materials were prepared to help teachers diagnose common alternative conceptions and other conceptual problems in chemistry topics, and to offer support in helping students develop chemical concepts. The diagnostic materials were made available via the worldwide web (Royal Society of Chemistry, n.d.-a) and published in book form (Taber, 2002a) with an accompanying volume explaining the nature of student conceptual problems and offering suggestions for using the materials in teaching (Taber, 2002b). One of the topics chosen for inclusion in the project was that of word equations.

The Challenging Chemical Misconceptions project was primarily intended to develop teacher support materials, rather than as a research project. However, it was important that all published materials were trialed, and were found to be useful by classroom teachers. The project therefore recruited school and college chemistry and science teachers who were interested in trying out classroom materials, through an invitation in practitioner journals. These teachers were informed about the topics and target age ranges (11-14, 14-16 or 16-18) for which materials were being prepared, and asked to suggest where they could try materials with their classes. Pilot materials were sent to teachers with the request that completed materials be returned along with a completed

Deleted: in similar classes

1  
2 feedback sheet. This therefore generated material that could be used to evaluate the  
3  
4 usefulness of the materials, but also a database of student responses that could be  
5  
6 interrogated.  
7

8  
9 The rationale for the diagnostic instrument, along with brief discussion of some of the  
10  
11 responses from a single teaching group, were included in the RSC book (Taber,  
12  
13 2002b: 141-4). The present paper draws upon the responses from students from 18  
14  
15 teaching groups. Participating teachers were aware that responses could be used in  
16  
17 research intended to inform teaching.  
18

### 21 **The diagnostic instrument**

22  
23 A simple instrument was prepared to diagnose whether students could make sense of  
24  
25 word equations (Taber, 2002a), (Royal Society of Chemistry, n.d.-b). The instrument  
26  
27 had five items based around incomplete word equations. For each item, the students  
28  
29 were asked to complete the word equation, and explain how they came to their  
30  
31 answer.  
32

33  
34 The word equations were selected to include substances and reaction types that are  
35  
36 met in school chemistry. The items were:  
37

- 38  
39 1. nitric acid + potassium hydroxide → \_\_\_\_\_ + water
- 40  
41
- 42  
43 2. zinc + \_\_\_\_\_ → zinc nitrate solution + copper
- 44
- 45  
46 3. \_\_\_\_\_ acid + zinc carbonate → zinc sulphate + water + carbon dioxide
- 47
- 48  
49 4. calcium + chlorine → \_\_\_\_\_
- 50
- 51  
52 5. magnesium + hydrochloric acid → \_\_\_\_\_ + hydrogen
- 53
- 54
- 55
- 56
- 57
- 58
- 59
- 60

1  
2 The following general instructions were given:  
3  
4

5 “Word equations are used to describe chemical reactions. Look at the word equations  
6  
7 below. In each case complete the word equation by adding the name of the missing  
8  
9 substance. (Explain your answers if you can.)”  
10  
11

12 After each of the five items, the following stem was provided: “I think this is the  
13  
14 answer because”. This was followed by a lined space (about three and a half lines) for  
15  
16 completion.  
17

### 18 19 20 **The sample**

21  
22 By the nature of the project, the sample is a convenience sample, being made up of  
23  
24 students in classes volunteered by their teachers to trial materials for the project.  
25

26 Although teachers reported the nature of their classes differently, the information they  
27  
28 provided suggested that the materials were used by students across the ability range.  
29

30 Those teachers of the students in the sample for the present study who described their  
31  
32 classes in ‘ability’ terms (12 of the 18 classes) variously reported them as being  
33

34 high/top (4 classes), middle/intermediate (2), low (3) or mixed (3) ability. The size  
35

36 and diversity of the sample mean that the findings are suggestive of what might be  
37

38 found in a more representative study of secondary learners studying in the English  
39  
40 curriculum context.  
41

42  
43 Data was collected from a total of 300 students, from 18 different classes in twelve  
44  
45 different institutions. (Eleven institutions were based in the UK. The exception was an  
46  
47 English language international school elsewhere in Europe). Ten of the groups (184  
48  
49 students) consisted of Y9 students (13-14 year olds), and one group of 10 students  
50  
51

Deleted: None-the-less, t

Deleted: size suggests that

1  
2  
3  
4  
5  
6  
7  
8  
9  
10  
11  
12  
13  
14  
15  
16  
17  
18  
19  
20  
21  
22  
23  
24  
25  
26  
27  
28  
29  
30  
31  
32  
33  
34  
35  
36  
37  
38  
39  
40  
41  
42  
43  
44  
45  
46  
47  
48  
49  
50  
51  
52  
53  
54  
55  
56  
57  
58  
59  
60

were 16-17 year olds. The remainder (106) consisted of upper secondary (14-16 year old) students.

Deleted: was

### Student success in completing word equations

As 300 students responded to a 5-item test, there were potentially 1500 responses to consider. Of these there were 87 (about 6%) omitted items where no answer was offered. About two thirds (916, 65%) of the answers that were offered were judged correct, and a fifth (283, 20%) incorrect. The other 15% (216) of responses were considered 'almost' correct: that is, technically wrong, but considered close enough to the correct answer to be credit-worthy. Some items were answered correctly more often than others. Table 1 shows the number of correct responses to the different items.

**Table 1: Completing the word equation**

The number of responses to each item ranged from 279 to 289 (see Table 1). Item 4 (concerning the simplest reaction type: binary synthesis) was answered correctly by almost nine tenths of those responding to the item. However, the success rate was lower on the other items. For items 3, 1 and 5 the proportions giving the correct response were approximately four-fifths, three-quarters and two-thirds respectively. Most of the 'nearly correct' responses were on item 2, where most responses were categorized this way. In fact the 'error' in all of the 'nearly correct' answers in item 2 was to omit reference to the missing reactant being in solution. The reaction would not readily occur if the reactants were both solids, and it would be impossible to have a solution as a product. However, these 'nearly correct' students did suggest which

1  
2 salt would need to react. For the purpose of the qualitative analysis below, these  
3  
4 responses are treated as if correct.  
5  
6

7 Overall, this shows that given simple completion items, most respondents were able  
8  
9 to offer a correct or nearly correct responses. However, if the item non-responses are  
10 Deleted: on each item  
11 assumed to indicate the student could not offer any answer, then about a quarter of the  
12 possible responses were not even close to a correct answer. Given the intended  
13 straightforward choice of the task, and the diverse nature of the sample, this suggests  
14  
15 that many secondary students may have serious difficulties understanding word  
16  
17 equations. This is considered worthy of further investigation, and leads [us to ask](#):  
18 Deleted: to the questions  
19  
20  
21

- 22 • Why do students who have been introduced to word  
23 equations make errors in 'simple' completion exercises, i.e.  
24 those that involve familiar classes of reactions and common  
25 reagents?  
26  
27
- 28 • In particular, what is the nature of the task when understood  
29 from 'the learners' resolution' that makes apparently trivial  
30 questions demanding to many learners?  
31  
32  
33  
34  
35  
36

37 [We will suggest below that that fairly high success rate on most of these items cannot](#)  
38 [be taken to imply a high level of understanding of the underlying chemical principles.](#)  
39 [Students report a range of strategies to completing the items, some of which can not](#)  
40 [reliably ensure correct responses, and some of which are likely to be less effective in](#)  
41 [more demanding questions \(such as completing word equations with two missing](#)  
42 [terms\).](#)  
43  
44  
45  
46  
47  
48  
49  
50  
51  
52  
53  
54  
55  
56  
57  
58  
59  
60

## *Methodology*

An analysis of the task was carried out in terms of an examination of the reasons students gave for their answers. There were 300 students each presented with 5 items, so potentially 1500 responses. Responses [to the request for reasoning](#) were offered for almost three quarters of the items (1093, 73%). A small number (n=6) could not be meaningfully interpreted as sensible answers. This provides a database of over a thousand examples of student reports of their thinking.

A quantitative analysis is not offered here, for a number of reasons. Firstly, the purpose of the present paper is to offer an exploration of the complexity of the task when perceived from the learner's perspective. Secondly, although the database is considered to be a rich source of insights into the way students were making sense of the task, and so of word equations, the nature of the data and the method in which it was collected (written answers) limits its potential to reveal the full thinking processes by which students completed the exercises.

Even if assumptions are made that students were conscientious in reporting their reasoning (and it is quite possible that some non-responses were due to a lack of motivation rather than not being able to offer any reasoning), it will become clear that a full report of the thinking needed to answer these straightforward questions can become quite involved. Students' responses are accounts limited to the aspects of their reasoning that they were explicitly aware of (i.e. excluding steps made at a subconscious level), and may well exclude aspects of the process that might be considered obvious and not worthy of being stated.



1  
2  
3 Indeed student reports, as well as being partial, may often be the subsequent explicit  
4 rationalisations of their thinking, which may not reflect the actual thinking processes  
5 that produced their answers. (In effect, the accounts concern the 'context of  
6 justification' not the 'context of discovery'.) Given these uncertainties, which are  
7  
8 revisited in the discussion, the database has been interrogated by an interpretive  
9  
10 (Strauss & Corbin, 1998) or 'exploratory' (Taber, 2007) approach, aiming to identify  
11  
12 the main strategies that students report using, and the types of chemical knowledge  
13  
14 they cite in their reports. The analysis drew upon grounded theory approaches to the  
15  
16 interpretation of qualitative data (Taber, 2000), designed to build a model that could  
17  
18 encompass all the data. That is, the data was revisited and the model adjusted until it  
19  
20 was considered that the model fitted all the data.  
21  
22  
23  
24

25  
26 Although the outcome of this analysis, reported below, was a set of seven reported  
27  
28 strategies, these were not considered as a set of *exclusive* categories into which each  
29  
30 datum could be assigned, but rather a representation of the overlapping and  
31  
32 complementary conceptual resources that students variously drew upon in their  
33  
34 reported rationales. This lack of 1:1 mapping of data to categories is not considered as  
35  
36 a flaw in the analytical scheme, but rather a necessary feature of a model that reflects  
37  
38 the complexity of the task when considered 'at the learners' resolution'. This is a  
39  
40 point that will be illustrated in the presentation of our findings.

Deleted: This will be illustrated below

41  
42 The findings from the analysis are reported in the next section. In responding to the  
43  
44 qualitative researchers' dilemma (Pope & Denicolo, 1986) of balancing detail with  
45  
46 data-reduction, a limited number of exemplars are discussed in the text, supported by  
47  
48 tabulation of sufficient illustrative examples to give an impression of the range of  
49  
50 responses in each category.  
51  
52  
53  
54  
55  
56  
57  
58  
59  
60

## Findings

The student reports demonstrated application of one or more of a limited number of types of strategy;

Deleted: , as listed below

- Recall Strategy: recall the reaction/equation. For example, one student giving the correct response in the first item (potassium nitrate) explained “that's what I remember from class”.
- Schema Strategy: use a reaction-type schema (patterns based on types of reactions). For example, one student explained the rationale for a correct response on the first item, as “the acid is neutralized by the alkali to make water and a salt will be made”.
- Classification Strategy: apply patterns found among classes of substance (such as metals or a acids). For example, one student correctly answering item 5 explained that “when metals react with acid they give off hydrogen”
- Behaviour Strategy: apply patterns related to the substance. For example one student correctly answering item 5 explained that “the magnesium displaces the chloride from the hydrochloric acid as it is more reactive”.
- Conservation strategy: use the conservation principle to suggest elements that need to appear in the missing term. For example, one student correctly responding to item 2 explained “in the result there is zinc and copper and to make that you need zinc and copper in the first place”

Deleted: ¶

Formatted: Line spacing: Double

Deleted: <#>¶

Deleted: a specific

1  
2  
3  
4  
5  
6  
7  
8  
9  
10  
11  
12  
13  
14

- Narrative Strategy: involve devising a feasible account of what occurs during a reaction. By feasible, we mean a story that made sense to the student, rather than one which would necessarily be considered a viable chemical mechanism. For example one student who correctly identified calcium chloride as the product in item 4 suggested that “the chlorine mixes with the calcium and dissolves it to become joined”.

Deleted: &lt;#&gt;¶

Deleted: c

15  
16  
17  
18  
19  
20  
21

- Intuitive Strategy: rely entirely on pre-conscious thought. Most generally, this meant relying on guesses and being able to offer no other reason for the particular response guessed.

Deleted: &lt;#&gt;¶

22  
23  
24  
25  
26  
27  
28  
29  
30  
31  
32  
33  
34  
35  
36  
37

One key issue that we will highlight in presenting our findings is that with some of the strategies discussed here, there was often limited linkage between correct answers and sound chemical reasoning. That is, we found that correct answers were often obtained by students who gave faulty reasoning; and that applying correct chemical knowledge (principles or facts) was often insufficient to allow a student to correctly identify the missing term in the equation. We will explain below why this is to be expected from novices lacking the extent and organisation of subject knowledge of an expert, even when the strategies themselves are fundamentally sound.

38  
39  
40  
41  
42  
43  
44  
45  
46  
47  
48  
49  
50  
51  
52  
53  
54

This is related to our finding that it was common for students to explain their thinking through a combination of several of these strategies. As we will argue below, such a ‘meta-strategy’ may often be a sensible approach where the student is not able to access the range of chemical knowledge that would allow an expert to readily identify the missing chemical term. In the discussion section below we will present a scheme that teachers may use to support novices tackle the task of completing word equations (see figure 1). This is a model of an optimum approach based upon our analysis of the

Deleted: Each of these strategies will be illustrated by examples from the database.

way students responded to this task. It may be that some students in our sample were explicitly or otherwise using such a scheme, but the present study does not allow us to make such a claim. What was clear was that many students in our sample commonly combined several of the discrete strategies we identify here, as our analysis will highlight.

Deleted: ¶

### Recall Strategy

One strategy that was reported by students was simply to remember the reaction, or its equation. Clearly accurate recall would allow the missing term to be readily identified. This was not a strategy reported by many students, although it is quite possible that it was used in some cases where no rationale was offered.

Students giving the correct response in the first item (*potassium nitrate*) explained the response in terms of “seen it before” and “I can remember it from my book and when you combine these chemicals you produce those other chemicals”. Students who had “memorized it”, cited several different sources:

Deleted: reported “that’s what I remember from class”,

Deleted: ,

Deleted: ¶

“at some point someone (probably a chemistry teacher) told me that this is what happens”

“I remember this from having read it in the textbook”

“I have done this experiment before...Memorized before”.

In item 3, two of the students correctly identifying the missing term as *sulphuric* (acid) reported their reasoning as:

1  
2 “Displacement reaction. Also memorized it.”  
3

4  
5 “In class we discovered that all acid contain H. It’s hard to explain  
6

7 but I guess I just memorized it.”  
8

9  
10 Both of these responses included two aspects to the answer. The first response draws  
11 on the type of reaction (i.e. the schema strategy), and the second on a common  
12 chemical pattern (classification strategy). [As we noted above,](#) the combination of  
13  
14 more than one strategy was a common feature of student responses.  
15  
16

Deleted: T

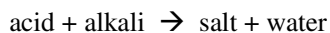
17  
18 The recall strategy is clearly an effective one when recall is accurate, but only of  
19 value when the actual reaction has been learnt. As there are a potentially huge number  
20 of reactions that school students could be expected to know about, this is clearly not a  
21 strategy that can be relied upon.  
22  
23  
24  
25

### 26 27 28 **Schema Strategy** 29

30  
31 The schema strategy is of particular interest because this reflects the approach that  
32 had guided the design of the task (Taber, 2002b). School students are expected to  
33 learn a small number of common basic reaction types from inorganic chemistry,  
34 which can act as general schemata. Students would be expected to be able to complete  
35 equations showing either only reactants or only products, whereas the items discussed  
36 here (apart from the simplest, item 4) provided redundant information.  
37  
38  
39  
40  
41  
42

43  
44 Successful application of the strategy requires coordination of knowledge about a  
45 general equation that only refers to classes of substance, and [about](#) the specific  
46 substances [in that particular example of the class of reaction.](#) So for item 1, the  
47  
48 schema strategy would identify this reaction as an example of a general type of  
49  
50 reaction (i.e. applying knowledge of a chemical pattern) that has the form:  
51  
52  
53  
54

Deleted: that



Identifying the acid as nitric acid and the alkali as potassium hydroxide (using knowledge of the pattern that hydroxides are alkalis), leads to the identification of the missing term as being a salt. Knowing that the salt produced will be named after, (a) firstly the metal deriving from the alkali and (b) then the acid radical; and that (c) nitric acid gives nitrates (i.e. applying knowledge of chemical patterns, cf. classification strategy below) leads to the conclusion that here the salt will be *potassium nitrate*.

**Table 2: Examples of students rationales based on type of reaction schemata.**

Although there were some exceptions, student reports suggesting a use of this approach were largely associated with correct responses (see examples in Table 2).

Student accounts of their reasoning included those that simply gave the general equation (“acid + base = salt + water”) or an equivalent statement (“when an acid is reacted with base we are left with a salt and water”), and those that included additional detail:

“an acid and an alkaline have reacted, meaning a salt will be produced. The reactants are nitric acid and potassium hydroxide, so the product will be potassium nitrate”

Clearly recalling the general equation by itself does not give the answer unless the specifics of the known reagents are also considered. The rationale that “when you add an acid and an alkali you get a reaction which produces salt and water” led one

1  
2 student to the incorrect (i.e. non-specific) response *salt*. Student reports only offer  
3  
4 limited insights into actual thinking processes, and many offered the correct response,  
5  
6 despite limiting their accounts to the general nature of the reaction (see Table 2).  
7  
8

9  
10 However, many of the rationales for the correct responses included a 'mix' of  
11  
12 strategies drawing upon knowledge of more specific chemical patterns:

13  
14 "Acid + hydroxide = salt + water. Nitric acid gives nitrates"

15  
16 "oxygen and hydroxide make water and the anything left is nitric  
17  
18 and potassium. It is also a reaction between an acid and an alkaline"  
19

20  
21 Similar findings were found for the other items, with student accounts of their  
22  
23 thinking variously offering just general equations or various supplementary rationales  
24  
25 (see Table 2).  
26

27  
28 One student, who applied the schema strategy in item 2, used it alongside the  
29  
30 conservation strategy: "it is a displacement reaction. If copper and nitrate are at the  
31  
32 end they must be present as part of the things combined". Another response seemed to  
33  
34 offer features of three strategies:  
35

36  
37 *copper nitrate (aq)*: "copper is left over [conservation]. It is a  
38  
39 displacement reaction [schema]. The zinc is higher in the reactivity  
40  
41 series [behaviour]"  
42

Deleted: [schema]

43  
44 Interestingly, on item 2, students citing the category of reaction tended to refer to the  
45  
46 difference in reactivity between copper and zinc: something that 'explained' why the  
47  
48 reaction occurred - but was not necessary to explain how the missing substance was  
49  
50 identified:  
51

1  
2  
3  
4  
5  
6  
7  
8  
9  
10  
11  
12  
13  
14  
15  
16  
17  
18  
19  
20  
21  
22  
23  
24  
25  
26  
27  
28  
29  
30  
31  
32  
33  
34  
35  
36  
37  
38  
39  
40  
41  
42  
43  
44  
45  
46  
47  
48  
49  
50  
51  
52  
53  
54  
55  
56  
57  
58  
59  
60

*copper nitrate solution*: “it is a displacement reaction. The zinc is more reactive than the copper and ‘wins’ the nitrate solution making zinc nitrate solution”

This tendency to ‘explain’ the reaction is linked to the strategy here labelled ‘narrative’ (see below).

The application of the schema strategy sometimes led to a correct answer, even when the general reaction is mis-recalled, as by the student who explained that “when a metal reacts in acid a base [sic] is formed with a hydrogen gas produced”, or another who claimed “a metal dissolves in an acid produces a salt and water ...”. Another student justified a correct answer with a somewhat muddled general reaction: “the acid reacts with the salt to get a base and water and CO<sub>2</sub>”.

**Deleted:** There were many more examples of correct responses supported by dubious chemistry on other strategies.

Making an error in recalling the general form of the reaction can clearly also lead to getting the answer wrong, as when the general form “acid + metal = salt + water + hydrogen” led to a response of *magnesium chloride + water* on item 5. So, although generally a successful strategy, the use of reaction type schemata was not fail-proof. One respondent using this strategy selected the wrong salt, so although reporting that “I know an acid reacting with an alkali = a salt and a water”, the answer given for item 1 was *potassium nitride*, an illustration of how successful use of the strategy requires a coordination of chemical knowledge. [\(It is not possible to know whether this respondent appreciated the distinction between the nitrate and nitride, or if this was just a linguistic slip: either way this would be judged a wrong answer in a formal test.\)](#)

Identifying the wrong reaction-type schema could sometimes still lead to the right answer (“if the potassium hydroxide was oxidized it would turn into water you would



1  
2 then be left with potassium nitrate”), but clearly might not, as when the rationale, “this  
3  
4 [item 2] is an oxidation” leading to the incorrect response *copper oxide*.

Deleted: :e.g.

### 7 8 **Classification Strategy**

9  
10 The schema strategy is based upon recognising particularly important types of  
11  
12 chemical patterns, allowing a vast number of possible reactions to be represented by a  
13  
14 much more limited set of general schemata. However, there are many other less  
15  
16 general patterns in chemical behaviour that can offer clues to what is going on in  
17  
18 chemical reactions.  
19

20  
21 There are linguistic patterns found in chemistry, and ‘grammatical’ patterns that can  
22  
23 be used as clues. These types of patterns were cited by students correctly answering  
24  
25 several of the items (mainly in items 1, 3 and 4 – see Table 3). They are not in  
26  
27 themselves logically sufficient to lead to correct responses, and so need to be used  
28  
29 (consciously or otherwise) alongside other strategies to avoid incorrect responses. So  
30  
31 *potassium nitric* was offered as an answer for item 1 because “if you take the main  
32  
33 component of each equation (i.e. nitric acid) and join them together you should get  
34  
35 it”; one respondent used the clue that “nitrate sounds like nitrogen” to give the answer  
36  
37 *nitrogen* in item 2; and another drew upon the idea that “-ide is for two and that is the  
38  
39 acid” to support the incorrect response *magnesium hydroxide* in item 5.  
40  
41

Deleted: draw

42  
43 **Table 3: Student rationales based on patterns in chemical**  
44  
45 **language**

46  
47 There are also general patterns relating to classes of substance, for example, acids (as  
48  
49 understood at school level) contain hydrogen; particular acid radicals are found in  
50  
51 compounds deriving from reactions of particular acids; and so forth. Therefore,  
52  
53

1  
2 identifying a substance as being part of a wider class can allow the student to infer  
3 that the substance will fit a pattern known to apply to that class of substance. This  
4 strategy was cited across all five items in support of correct responses, as shown in  
5 Table 4. These patterns again offer insufficient information to determine the correct  
6 response, but may be used in conjunction with a complementary strategy, such as  
7 applying the conservation principle, e.g. justifying *potassium nitrate* in item 1:

15 “the nitric acid reacts with metal oxides [sic] to produce nitrates and  
16 the hydrogen and oxygen in the potassium hydroxide went into  
17 water. So potassium is left to react with the nitric acid”

22 Some of the rationales offered to support correct responses are chemically invalid; for  
23 example, it is not the case that when hydroxides react they usually give nitrates, nor  
24 that potassium hydroxide is a salt; or that reactions of sulphuric acid will always give  
25 carbon dioxide (see Table 4). So although these ideas may have helped lead students  
26 to the correct response in these particular cases, it was not surprising to find similar  
27 arguments in support of incorrect responses. For example, several of the responses to  
28 item 2 cited in Table 4 support the incorrect response *nitric acid* in terms of the  
29 reasonable link between that acid and nitrates.

38 **Table 4: Examples of student rationales for correct and**  
39 **incorrect responses based upon patterns in behaviour of classes**  
40 **of substance**

45 One response for item 5, justifying the answer *magnesium chloride* combined  
46 knowledge of a class of substances (acids) with a dubious narrative describing the  
47 process: “all acids include hydrogen and this is where the hydrogen comes from. The  
48 chlorine joins itself to magnesium by dissolving it.”

## Behaviour Strategy

As well as reporting rationales based on patterns in chemical reactions, and patterns in the behaviour of classes of substance, students also supported their answers with reference to the specific properties of particular reactants. Some illustrative examples are included in Table 5.

Deleted: s

Deleted: and 6

**Table 5: Examples of students' rationales for correct and incorrect responses based upon chemical behaviour of substances.**

Deleted: patterns of reactivity

A particularly popular notion that students drew upon was the reactivity of a substance, or the relative reactivity of competing substances. Table 5 includes a number of examples of different phrasing based on this argument for the correct response in item 1. However, these rationales were commonly of the form that "potassium [sic] is higher in the reactivity series than the acid so it displaces it", or "hydrogen is more reactive than nitrogen, so is potassium and therefore it takes the nitrogen away". These rationales generally considered potassium to be a reactant, whereas the reaction actually concerned potassium hydroxide, a very different substance. So item 1 was here answered correctly by students who had a fundamental misunderstanding of the nature of how elements are represented in compounds, a very basic chemical principle.

Students holding this flawed conceptualisation of how compounds behave during chemical changes, were able to access a correct but irrelevant chemical fact (potassium is reactive) to construct narratives (see below) to make sense of the reaction. The high reactivity of potassium supported both correct and incorrect responses:

1  
2  
3  
4  
5  
6  
7  
8  
9  
10  
11  
12  
13  
14  
15  
16  
17  
18  
19  
20  
21  
22  
23  
24  
25  
26  
27  
28  
29  
30  
31  
32  
33  
34  
35  
36  
37  
38  
39  
40  
41  
42  
43  
44  
45  
46  
47  
48  
49  
50  
51  
52  
53  
54  
55  
56  
57  
58  
59  
60

“[*potassium nitrate* because] the potassium reacts strongly with the acid and hydrogen and oxygen leave the potassium to make water, potassium is highly reactive”

“[*potassium* because] potassium is higher than nitric acid in the reactivity series so therefore the potassium will displace the nitric acid”

As the examples in Table 5 show, a range of incorrect responses were supported by this argument.

Table 5 also presents some examples of students supporting their responses by arguments based on other aspects of chemical behaviour of particular reagents. Such arguments included both relevant patterns (“hydrochloric acid forms a ‘chloride’ salt”) and some dubious chemical arguments being used to support correct responses (“calcium will mix with oxygen and chlorine to form a chloride”). It is not clear how the correct response to item 1 (*potassium nitrate*) is supported by the explanation “because the potassium hydroxide and nitric acid combine to make potassium oxide”.

Deleted: Table 6: Examples of student’s reported rationales for correct and incorrect responses based on patterns of behaviour of specific substances

Deleted: 6

Deleted: the

Some of the examples in Table 5, such as the affinity of potassium for nitric acid or the acidity of chlorine, do not reflect chemically sound thinking. For example, one rationale offered for the formation of calcium chloride (item 4), was that:

“the elements react to gain a full outer electrons shell causing the elements to become positive and negative ions and opposites attract”

Deleted: 6

Deleted: s

Formatted: quote, Space Before: 0 pt, After: 0 pt, Line spacing: Double

Deleted: The

This reference to elements gaining full electron shells reflects the common octet framework (Taber, 1998) where reactions are conceptualised in terms of an presumed

1  
2  
3 initial atomicity of elements. Similarly, drawing upon appropriate chemical patterns,  
4  
5 such as hydrogen deriving from the acid in a reaction (item 5), does not ensure a  
6  
7 correct response.

### 10 Conservation strategy:

11  
12 The previous strategies were based upon applying knowledge of patterns of chemical  
13  
14 behaviour at different levels of generality (of reaction types; or classes of substance;  
15  
16 of specific substances). The next strategy examined is that of applying the  
17  
18 fundamental chemical principle that the same elements are represented after the  
19  
20 reaction as before or that “everything on the right hand side goes on the left”, as one  
21  
22 student explained (Table 6). Deleted: 7  
23  
24 Deleted: 7

25  
26 **Table 6: Examples of students’ rationales for correct and**  
27  
28 **incorrect responses based upon the application of a**  
29  
30 **conservation principle.**

31  
32 A strength of this principle, is that it always applies to any chemical process, and it  
33  
34 was cited by students in each of the items:  
35  
36  
37  
38  
39  
40  
41  
42  
43  
44  
45  
46  
47  
48  
49  
50  
51  
52  
53  
54  
55  
56  
57  
58  
59  
60

1  
2  
3  
4  
5  
6  
7  
8  
9  
10  
11  
12  
13  
14  
15  
16  
17  
18  
19  
20  
21  
22  
23  
24  
25  
26  
27  
28  
29  
30  
31  
32  
33  
34  
35  
36  
37  
38  
39  
40  
41  
42  
43  
44  
45  
46  
47  
48  
49  
50  
51  
52  
53  
54  
55  
56  
57  
58  
59  
60

*potassium nitrate* (item 1): “hydrogen and oxygen make water – potassium is left over and so is nitric acid put them together - get potassium nitrate”

*aqueous copper nitrate* (item 2): “zinc nitrate solution and copper minus the zinc leaves nitrate solution and copper. Therefore as there is only one space these two go together to form copper nitrate solution”

*sulphuric [acid]* (item 3): “the sulphur in zinc sulphate must have come from somewhere as must the hydrogen in the water. Sulphuric acid contains sulphur and hydrogen”

*calcium chloride* (item 4): “these are the only two things that can react and they don’t give off (make/produce) any other products”

*magnesium chloride* (item 5): “what is on the left must also be on the right. The hydrogen in the acid is released as a gas leaving magnesium and chlorine these will form magnesium chloride”

Deleted: most

In item 3, the response options were considerably reduced through students being given the clue that they were looking for an acid. As one student explained “I thought where does the sulphate come from, it can’t come from nowhere and also there was a space for a type of acid”.

A major limitation of this strategy is that although it restricts possible answers, it usually leaves open a range of possibilities. One student reached the correct response (*potassium nitrate*) in item 1 apparently by ignoring the presence of hydrogen in the acid: “because I’m left with potassium and nitric acid but nitric acid makes nitrate when the reaction happens”. Another student argued for the correct answer that “nitric

1  
2 acid contains hydrogen, nitrogen and oxygen and potassium hydroxide contains  
3  
4 potassium, hydrogen and oxygen. Water is hydrogen and oxygen, so the leftovers,  
5  
6 potassium and nitrogen bond". This seems to imply there is no oxygen represented in  
7  
8 the nitrate, i.e. that a mistaken deduction has been cancelled by an error in applying  
9  
10 that deduction.  
11

12  
13 Applying the strategy could lead to the correct response, even if supported by dubious  
14  
15 chemical knowledge (e.g. "the only thing left is an acid and magnesium therefore  
16  
17 hydrogen has already been taken away leaving chloride and magnesium, which is an  
18  
19 acid", [item 5](#)). However, the strategy could also lead to incorrect responses when  
20  
21 misapplied: "the hydrochloric acid produces hydrogen the only thing left is  
22  
23 magnesium". This strategy may be used in combination with other strategies, so that  
24  
25 another student, who seemed to initially follow the same flawed logic ([in item 1](#)), then  
26  
27 modified the argument, drawing upon knowledge of chemical language, i.e.  
28  
29

30 "the hydroxide and the acid bits are made up of hydrogen and  
31  
32 oxygen, which make water. The remaining bits therefore must  
33  
34 combine to make something which is potassium and 'nitric' which  
35  
36 is nitrogen and you write it nitrate. It is nitrate because there is  
37  
38 some oxygen left over I think"  
39

40 Such hybrid answers were also found in other items, e.g. ([in item 2](#)):  
41  
42  
43  
44  
45  
46  
47  
48  
49  
50  
51  
52  
53  
54  
55  
56  
57  
58  
59  
60

1  
2  
3  
4  
5  
6  
7  
8  
9  
10  
11  
12  
13  
14  
15  
16  
17  
18  
19  
20  
21  
22  
23  
24  
25  
26  
27  
28  
29  
30  
31  
32  
33  
34  
35  
36  
37  
38  
39  
40  
41  
42  
43  
44  
45  
46  
47  
48  
49  
50  
51  
52  
53  
54  
55  
56  
57  
58  
59  
60

“you need nitrogen to make zinc nitrate and copper for the outcome, copper is less reactive than zinc so the nitrate leaves the copper and goes to the zinc”.

Formatted: quote, Line spacing: Double

A mechanistic narrative was offered by one student applying the conservation principle in item 3, another example of a correct response based on a somewhat dubious rationale:

“to make zinc sulphate you need zinc and sulphur, there is zinc in zinc carbonate and there is sulphur in sulphuric acid so they join up. There is water in acid so that is made and also the carbon in zinc carbonate joins up with the oxygen in the acid to make carbon dioxide”

### Narrative Strategy

Some student accounts offered a ‘story’ about the chemical change involved, without explicitly referring to chemical patterns such as the chemical behaviour associated with a class or chemical or particular reagent. Such narratives were offered across the five items (see Table 7).

Deleted: 8

Table 7: Examples of students’ rationales for correct and incorrect responses supported by narratives

Deleted: 8

Sometimes students offered what seemed irrelevant supplementary information, as in this example (for item 3):

Deleted: from

Deleted: Item



1  
2  
3  
4  
5  
6  
7  
8  
9  
10  
11  
12  
13  
14  
15  
16  
17  
18  
19  
20  
21  
22  
23  
24  
25  
26  
27  
28  
29  
30  
31  
32  
33  
34  
35  
36  
37  
38  
39  
40  
41  
42  
43  
44  
45  
46  
47  
48  
49  
50  
51  
52  
53  
54  
55  
56  
57  
58  
59  
60

“when an acid reacts with the carbonate, water, carbon dioxide and a base is formed. We can test for carbon dioxide by taking a sample of the gas and bubble it through limewater if carbon dioxide is present the limewater will turn milky”

Although not seeming relevant to the task it may well be that some students learn about chemical reactions as a series of narratives, so forming a strong association in cognitive structure, perhaps relying on episodic memory (Squire, Knowlton, & Musen, 1997). Similarly, mnemonic devices (whether their own, or an association offered by teachers) may well be relevant to recall. This could explain the rationale in item 4 with a ‘cultural reference’: “the two substances came together as one, ‘two become one’ (the Spice Girls’ song)”.

Some responses may reflect the students’ attempts to visualise the reactions by running a mental simulation at the level of particles: “the potassium takes some of the nitric acid particles and the hydroxide becomes water” (item 1). Other descriptions could simply be an attempt to offer some post-hoc basis for their chosen answer, or may just be an attempt to describe their applications of other strategies through a descriptive mode. For example, one student explained the correct response (*potassium nitrate*) in item 1 in terms that could be read as referring to particles: “the oxygen and hydrogen have been displaced by the nitric acid which joined onto the potassium oxygen and hydrogen make water”.

As with previous strategies discussed, it is not uncommon for a correct response to be based upon dubious, confused or clearly incorrect chemical knowledge: e.g. “the potassium atoms fuse with the nitric acid atoms to create potassium nitrate” (item 1).

1  
2 Student responses including narratives often also drew on other strategies identified  
3  
4 here. For example, one correct response on item 3 was supported by the rationale:  
5  
6

7 “sulphur is more reactive than carbon, so zinc joins with sulphur  
8  
9 rather than carbon. The water in the carbonate gets released when  
10  
11 zinc leaves it. The carbon joins with oxygen”.

12  
13 Starting from the behaviour strategy (comparing reactivity), the reaction is explained  
14  
15 in terms of three steps - zinc joining sulphur; carbonate releasing water; carbon and  
16  
17 oxygen joining – none of which relate to the actual mechanism of the reaction.  
18

19  
20 Ignorance about the way compounds can be ‘parsed’ was quite common. In particular,  
21  
22 the way compound ions (such as nitrate and sulphate) are commonly unchanged in  
23  
24 chemical processes was not recognised in some students’ narratives, e.g. [\(for item 1\)](#):  
25

26  
27  
28 “the nitrogen from the nitric acid reacts with the potassium and the  
29  
30 oxygen to form potassium nitrate. T[he] water comes from the  
31  
32 hydrogen in the acid and in the hydroxide and the oxygen comes  
33  
34 from the hydroxide”

### 35 36 **Intuitive Strategy**

37  
38  
39 The final strategy that was explicit in students’ rationales was that of guessing; this  
40  
41 could be considered equivalent to a random answer but is perhaps better considered  
42  
43 an answer that is reached without any *conscious* rationale. The label ‘intuitive’  
44  
45 strategy, is perhaps well illustrated by the rationale: “calcium and chlorine make  
46  
47 calcium chloride. That is my reasoning. There’s no other answer” [\(item 4\)](#). This could  
48  
49 almost be paraphrased as ‘it is obvious’ (Watts & Taber, 1996). Certainly to someone  
50  
51  
52  
53  
54  
55  
56  
57  
58  
59  
60

1  
2 familiar with the patterns of chemistry, it is easier to answer this item, than to explain  
3  
4 the logic of the answer.  
5

6  
7 Guessing was not a popularly reported strategy but as with 'recall', it may well be that  
8  
9 a proportion of the responses with no rationales offered were based on guesswork. In  
10  
11 one sense this strategy takes us full circle back to the Recall Strategy. In terms of  
12  
13 conscious thought, a remembered or a guessed answer both seem to appear in  
14  
15 consciousness without any logical preamble, although those designated as guesses did  
16  
17 seem more commonly associated with incorrect responses: *salt, nitric hydroxide* (item  
18  
19 1); *nitrogen, copper sulphate* (item 2); *sulphur dioxide, hydrochloric acid; zinc* (item  
20  
21 3); *magnesium, magnesium acid, magnesium oxide, magnesium hydroxide* (item 5).  
22  
23

### 24 25 Selection of strategies

26  
27 Sometimes, the same individual would elect the same approach in different questions  
28  
29 with varying results (see Table 8). One student who claimed "I am guessing" to all 5  
30  
31 items got each correct ([reinforcing our point above that 'guesses' may be based on](#)  
32  
33 [more than random choices](#)), but other students who guessed throughout had lower  
34  
35 'hit' rates.  
36  
37

Deleted: 9

38  
39 **Table 8: Examples of similar strategies applied by the same**  
40  
41 **student with differing success**  
42

Deleted: 9

43  
44 One student applied a displacement reaction schema to four of the items, being more  
45  
46 successful on two items than the others (see Table 8). Another student accounted for  
47  
48 correct answers on three items in terms of relative reactivity, but in two cases (items 3  
49  
50 and 4) the logic was highly dubious:  
51  
52  
53  
54  
55  
56  
57  
58  
59  
60

Deleted: 9

- 1  
2  
3  
4  
5  
6  
7  
8  
9  
10  
11  
12  
13  
14  
15  
16  
17
- item 2 – [*copper nitrate solution*] “zinc is more reactive than copper and will react with the nitrate solution”
  - item 3 – [*sulphuric acid*] “zinc is more reactive than sulphur and will displace the zinc - the sulphuric has nowhere to go but join with the zinc”
  - item 4 - [*calcium chloride* ] “the calcium is more reactive than the chlorine and the chlorine has nowhere to go but onto the calcium”

### 18 *Discussion*

19  
20  
21  
22  
23  
24  
25  
26  
27  
28  
29

The preceding analysis was based upon interpretation of students’ reports of their reasoning in undertaking a particular type of task (completing word equations with a single missing term). In terms of exploring thinking, such an approach is limited by the extent to which:

- 30  
31  
32  
33  
34  
35  
36  
37
- students are aware of their thinking
  - students are motivated to give full accounts
  - students are able to clearly explain their rationales

38  
39  
40  
41  
42  
43  
44

Notwithstanding these considerations, the examination of over a thousand accounts from a sample of three hundred students has allowed a model to be developed of the ways that students’ accounts suggest that they go about this task.

### 45 **Coordinating knowledge in working with word equations**

46  
47  
48  
49  
50  
51  
52  
53  
54  
55  
56  
57  
58  
59  
60

It is clear from the analysis above that the strategies identified may be used in combination, and that they also vary in the extent to which they rely on recall of

Deleted: section

1  
2 specific information or more general trends. Indeed, student accounts of their  
3  
4 rationales suggest these strategies call upon chemical knowledge at three levels of  
5  
6 generality:  
7

- 9 • knowledge of chemical particulars
- 10
- 11 • knowledge of chemical patterns
- 12
- 13
- 14 • knowledge of chemical principles
- 15

16  
17 There is no single preferred strategy that can be considered the 'best' approach: this  
18  
19 will depend upon the relevant knowledge students have available in a particular case.  
20

21  
22 The most straightforward approach is based upon application of knowledge of  
23  
24 chemical particulars: i.e. simply to recall the reaction or its equation. When recall is  
25  
26 accurate, this will be a simple and effective way of finding the answer. However,  
27  
28 inaccurate recall will lead to a wrong answer, so this approach may be high-risk.  
29

30  
31 When the student does not know the specific equation they can draw upon knowledge  
32  
33 of chemical patterns at different levels of generality:  
34

- 35  
36 • knowledge of reaction types: schemata such as acid + metal  
37  
38 → salt + water
- 39
- 40 • knowledge of classes of substance: e.g. acids contain  
41  
42 hydrogen; salts have a metal and a non-metal component
- 43
- 44 • knowledge of particular substances: e.g. sulphuric acid gives  
45  
46 salts which are sulphates; salts of chlorine are called  
47  
48 chlorides  
49

Deleted: s

1  
2 Generally strategies based on applying chemical patterns underdetermine the  
3 answer, but can help to limit the set of feasible responses.  
4

5  
6 The schema strategy seems to be an especially powerful one, as it was seldom  
7 associated with incorrect answers when the appropriate general equation was  
8 recalled. The data *suggest* that the identification of the correct reaction type  
9 often allowed the student to complete the task without further conscious  
10 thought. It seems that the correct salt, or acid, or metal etc. may well be selected  
11 by some students without conscious effort once the required slot of the  
12 appropriate schema has been identified, i.e. “automatic intuitive processes may  
13 co-occur with attentional logical thinking” (Cohen, 1983: 128). Due to the  
14 methodology used here, this remains a conjecture, but - if correct - suggests  
15 some of these students were beginning to demonstrate aspects of ‘expert’  
16 thinking.  
17

18  
19 The strategy based upon a conservation principle allowed students to place  
20 bounds on the elements represented in the missing term. It is not clear if  
21 students appreciated the logical requirements here - that generally the strategy  
22 does not give a definitive list of elements but rather those that logically must be  
23 represented, and those that could (but need not) be represented in the missing  
24 term. That is, by itself this strategy divides the chemical elements into three  
25 groups: those we must include, those we could include, and those that we must  
26 exclude.  
27

28  
29 So again, successful application of the strategy usually involves coordination of  
30 one chemical pattern, here a universally applicable one (conservation of the  
31 elements represented in the reactants), with other knowledge that enables one of  
32 several possible responses to be selected - although again there is some  
33  
34  
35  
36  
37  
38  
39  
40  
41  
42  
43  
44  
45  
46  
47  
48  
49  
50  
51  
52  
53  
54  
55  
56  
57  
58  
59  
60

1  
2 suggestion in the data that use of the conservation principle may sometimes  
3  
4 allow the correct response to be identified without explicit conscious use of the  
5  
6 necessary auxiliary information.  
7

8  
9 Some students reported guessing their answers, with mixed results. Guessing is  
10  
11 not a strategy that would normally be recommended to students, but if a guess is  
12  
13 understood to be accessing subconscious thinking, then it would seem to be  
14  
15 something that was in practice incorporated in the application of other  
16  
17 strategies.  
18

Deleted: as

Deleted: ¶

### 20 **Further research**

21  
22  
23 Aspects of student thinking that are subconscious are not open to ready investigation.  
24  
25 Indeed it may well be that subconscious processing through neural nets cannot be  
26  
27 related to logical chains of propositions (Dawson, 1998). However, the model offered  
28  
29 here could certainly be explored through more revealing methodologies (if necessarily  
30  
31 with smaller samples). Both talk-aloud protocols and semi-structured interview  
32  
33 techniques could potentially clarify when steps in task completion are omitted from  
34  
35 reports because they are tacit, rather than because student have difficult expressing  
36  
37 them in writing, are not motivated to give full reports, or did not consider that the  
38  
39 detail should be included. To the extent that such missing steps may possibly reflect a  
40  
41 transition from novice to expert thinking, longitudinal research in this topic could be  
42  
43 very informative.  
44

45  
46 More in-depth approaches may also illumine those responses where the reported  
47  
48 rationale does not seem consistent with the students' answer. One particular feature of  
49  
50 interest is students accounting for their responses in terms of presenting a feasible  
51  
52 'story' of the reaction process. These narratives were often chemically dubious, and it  
53  
54

Deleted: a

1  
2 would be interesting to know if (or when) they were attempts at chemical thought  
3  
4 experiments, using visualisation to simulate chemical processes (Gilbert, 2005), rather  
5  
6 than post-hoc attempts to rationalise an answer that was presented unadorned to  
7  
8 consciousness. Similarly it would be interesting to know why apparently irrelevant  
9  
10 information is included in some student rationales, and whether this indicates reliance  
11  
12 on episodic memory (Squire et al., 1997) to access abstract conceptual knowledge in  
13  
14 chemistry. Such studies could include a greater range of tasks involving the  
15  
16 representation of chemical reactions in word and formulae equations. In view of the  
17  
18 centrality of equations in teaching and learning chemistry, a better understanding of  
19  
20 the range and depth of student thinking about and with equations would be very  
21  
22 useful to inform pedagogy.  
23

### Limited conceptual foundations for appreciating the mediating role of chemical equations

Formatted: Font: Bold

In the introductory section of the paper we suggested there were reasons to expect students to find learning about chemical equations to be problematic.

Previous research has suggested that learners often develop alternative conceptions of the nature of chemical change that are inconsistent with scientific and curriculum models (Ahtee & Varjola, 1998; Andersson, 1986; Briggs & Holding, 1986; Cavallo et al., 2003; Hesse & Anderson, 1992; Johnson, 2000). The scientific concept of 'substance' is a basic prerequisite for understanding the science of chemistry, and is essential to develop the canonical notion of chemical change, but is not readily acquired by many learners.

Our database for this study offers many instances of comments suggesting that students have not appreciated the essence of a chemical substance, as for



1  
2  
3 [example the references in Table 5 that show students considering potassium](#)  
4 [hydroxide to contain potassium as a discrete substance. Such fundamental](#)  
5 [knowledge deficits might seem incongruous with the relatively high success rate](#)  
6 [of students in identifying the missing terms \(the examples cited in Table 5 refer](#)  
7 [to students giving a correct identification\), but it has been reported that students](#)  
8 [who are successful in school science may manage to pass public examinations](#)  
9 [whilst holding very tenuous understandings of basic chemical concepts and](#)  
10 [principles \(Taber, 1996\).](#)

11  
12 [We also referred in the introduction to the role of ‘particle’ models in](#)  
13 [developing an understanding of the ‘substance’ concept \(Johnson, 2002; Taber,](#)  
14 [2002b\), but noted how acquiring scientifically acceptable models of the](#)  
15 [submicroscopic realm was itself problematic for many learners \(Ault, Novak, &](#)  
16 [Gowin, 1984; Griffiths & Preston, 1992; Nussbaum & Novick, 1982; Taber,](#)  
17 [2001a; García Franco & Taber, Accepted for publication\). Again our database](#)  
18 [offered examples of how students may readily adopt notions of atoms and](#)  
19 [molecules that are inconsistent with scientific concepts. The reference quoted in](#)  
20 [Table 7 of how “zinc atoms fuse with the sulphuric acid atoms” was again](#)  
21 [associated with a correct answer.](#)

22  
23  
24  
25  
26  
27  
28  
29  
30  
31  
32  
33  
34  
35  
36  
37  
38  
39  
40 [The frequent shifting between the macroscopic, symbolic and submicroscopic levels](#)  
41 [in chemistry teaching is considered to increase the cognitive demand on learners](#)  
42 [\(Gilbert & Treagust, In press; Johnstone, 1991\). Chemical equations \(i.e. at the](#)  
43 [symbolic level\) potentially mediate chemistry at the macroscopic and submicroscopic](#)  
44 [levels \(Taber, In press\). However such mediation can only effectively support](#)  
45 [learning where students have chemically sound models of what is meant by substance](#)  
46 [and chemical change and how these concepts are understood at those levels, and the](#)  
47  
48  
49  
50  
51  
52  
53  
54

1  
2  
3  
4  
5  
6  
7  
8  
9  
10  
11  
12  
13  
14  
15  
16  
17  
18  
19  
20  
21  
22  
23  
24  
25  
26  
27  
28  
29  
30  
31  
32  
33  
34  
35  
36  
37  
38  
39  
40  
41  
42  
43  
44  
45  
46  
47  
48  
49  
50  
51  
52  
53  
54  
55  
56  
57  
58  
59  
60

present study reiterates findings from that existing research that suggests this is often not so. Indeed, in many narrative rationales (see the examples in Table 7) it is not clear whether students are referring to substances or particles, or indeed whether such a distinction is even relevant to their thinking.

Deleted: ¶

### **Informing teaching**

The present research set out to explore why students make mistakes when asked to undertake a relatively basic task concerning word equations, and - in particular - the nature of working with word equations from the student perspective. The analysis suggests that

- unless students have full specific knowledge of a particular reaction, they need to call upon a strategy that involves the coordination of several chemical knowledge facets;
- there are several strategies which can be successfully employed, drawing upon chemical knowledge of different levels of generality/abstraction;
- the choice of a strategy has to be made on a case-by-case basis depending upon which relevant information is available.

Deleted: then

This may not seem helpful for informing pedagogy, but at the very least it may help teachers to appreciate how a task that seems simple to the expert may actually be quite complex when analysed at the resolution appropriate for the learner.

Although the present study has inherent limitations, the analysis presented here would suggest that teachers should take time to explore the possible strategies, and their

1  
2 strengths and limitations with students. Given that no rationale at all was offered for  
3  
4 almost a third of the responses offered by this sample of learners, this may be an  
5  
6 excellent topic for developing students' metacognition and problem-solving skills  
7  
8 (Phang, 2006), i.e. getting them to think about the nature of the task they face and  
9  
10 possible approaches to its solution. In particular, the present research suggests [that](#)  
11  
12 this (apparently) simple type of task may best be approached by some form of meta-  
13  
14 strategy - such as that offered in figure 1.  
15

16  
17  
18 **Figure 1: An outline of a model approach to the task of**  
19  
20 **completing word equations**  
21

22  
23 Figure 1 summarises the different strategies available to students, and sets out a meta-  
24  
25 strategy that would help students decide which strategy was a good 'starting point' for  
26  
27 tackling particular questions. It is not possible to offer more specific guidance on this,  
28  
29 as the best strategy will depend upon the specific question and the relevant knowledge  
30  
31 a particular student has available. Most of the strategies consist of several steps that  
32  
33 involve accessing particular chemical knowledge, and then applying that knowledge  
34  
35 (i.e. logical processing – making deductions). Depending upon the strategy, different  
36  
37 types of knowledge may have to be coordinated.  
38

39  
40 The model then relies upon 'strategic' knowledge (knowledge of the different  
41  
42 strategies – which background knowledge to access and how to process it within a  
43  
44 strategy); 'tactical' knowledge (the knowledge of chemical principles, patterns and  
45  
46 processes that allow answers to be found through the strategies); a meta-strategy (to  
47  
48 know when to call upon different strategies); and sufficient 'meta-knowledge' to be  
49  
50 aware of which tactical knowledge is available to make decisions relating to the meta-  
51  
52 strategic scheme.  
53  
54

1  
2 It is not suggested that teachers should explicitly teach this strategy to students, at  
3  
4 least certainly not in this form. However, this could be more than a useful aide-  
5  
6 mémoire to help the teacher to keep in mind the complexity of a task (that has become  
7  
8 automated and largely intuitive for the expert) when seen at the novice's resolution. It  
9  
10 is suggested that teachers should at least explicitly explore with students how  
11  
12 successful working with word equations is contingent on coordinating strategic and  
13  
14 tactical knowledge: that the best way of approaching the problem depends upon what  
15  
16 relevant chemical knowledge can be accessed in specific cases.  
17

### 18 19 20 **Conclusion**

21  
22 As chemical equations are ubiquitous in teaching and learning chemistry, it is hoped  
23  
24 that the present analysis may be useful in informing teachers in an area where many  
25  
26 students struggle. Although the present research was based on a set of completion  
27  
28 tasks designed around chemistry likely to be familiar to secondary students, it is  
29  
30 considered that the need for such a meta-strategic approach may be even greater when  
31  
32 students are asked to respond to inherently more demanding tasks involving chemical  
33  
34 equations.  
35

36  
37  
38 *Acknowledgement:* The authors thank the Royal Society of Chemistry for supporting  
39  
40 the *Challenging Chemical Misconceptions* project that allowed the initial collection of  
41  
42 data; the teachers who kindly administered the questions to their classes; and the  
43  
44 University of Cambridge Faculty of Education's Research Committee for supporting  
45  
46 the analysis of the data through its Research Development Fund.  
47  
48  
49  
50  
51  
52  
53  
54

## References

- Adbo, K., & Taber, K. S. (2008). Learners' mental models of the particle nature of matter: a study of 16 year-old Swedish science students. *International Journal of Science Education, iFirst Article*, 1-30.
- Ahtee, M., & Varjola, I. (1998). Students' understanding of chemical reaction. *International Journal of Science Education, 20*(3), 305-316.
- Andersson, B. (1986). Pupils' expectations of some aspects of chemical reactions. *Science Education, 70*(5), 549-563.
- Ault, C., R. Novak, J. D., & Gowin, D. B. (1984). Constructing Vee Maps for Clinical Interviews on Molecule Concepts. *Science Education, 68*(4), 441-462.
- Barker, V., & Millar, R. (1999). Students' reasoning about chemical reactions: what changes occur during a context-based post-16 chemistry course? *International Journal of Science Education, 21*(6), 645-665.
- Baron, J. (1994). *Thinking and Deciding* (2nd ed.). Cambridge: Cambridge University Press.
- Briggs, H., & Holding, B. (1986). *Aspects of secondary students' understanding of elementary ideas in Chemistry, full report*. Leeds: Centre for Studies in Science and Mathematics Education, University of Leeds.
- Cavallo, A. M. L., McNeely, J. C., & Marek, E. A. (2003). Eliciting students' understandings of chemical reactions using two forms of essay questions during a learning cycle. *International Journal of Science Education, 25*(5), 583-603.
- Cohen, G. (1983). *The Psychology of Cognition* (2nd ed.). London: Academic Press.
- Dawson, M. R. W. (1998). *Understanding Cognitive Science*. Oxford: Blackwell Publishers.
- DfES. (2002). *Key Stage 3 National Strategy Framework for teaching science: years 7, 8 and 9*. London: Department for Education and Skills.
- García Franco, A., & Taber, K. S. (Accepted for publication). Secondary students' thinking about familiar phenomena: learners' explanations from a curriculum context where 'particles' in a key idea for organising teaching and learning. *International Journal of Science Education*.
- Gardner, H. (1998). *Extraordinary Minds*. London: Phoenix.
- Gilbert, J. K. (2005). Visualization: a metacognitive skill in science and science education. In J. K. Gilbert (Ed.), *Visualization in Science Education* (pp. 9-27). Dordrecht: Kluwer Academic Publishers.

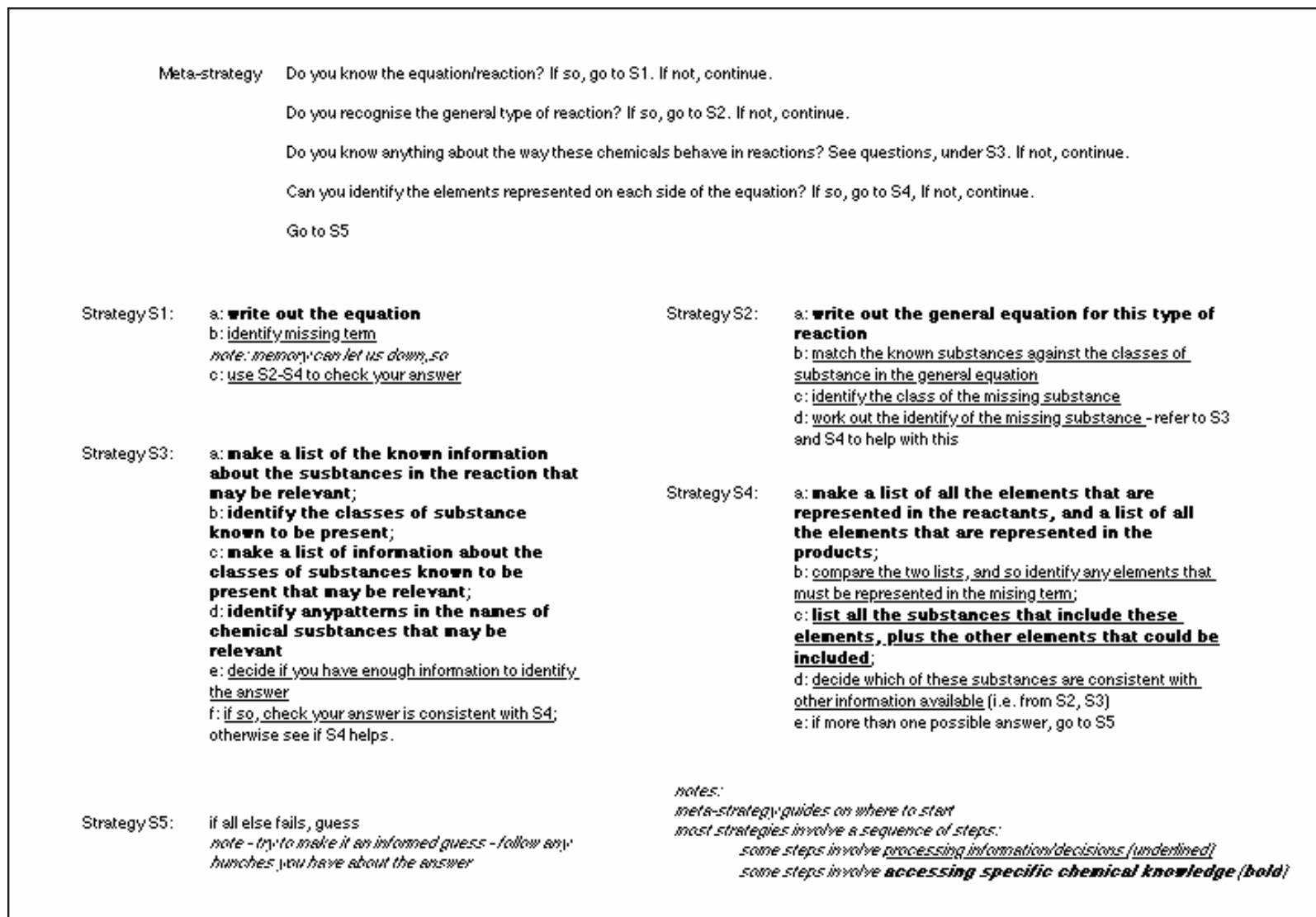
- 1  
2  
3 Gilbert, J. K., & Treagust, D. F. (Eds.). (In preparation). *Chemical Education: Linking*  
4 *the representational levels of chemistry*: Springer.
- 5  
6 Griffiths, A. K., & Preston, K. R. (1992). Grade-12 students' misconceptions relating  
7 to fundamental characteristics of atoms and molecules. *Journal of Research in*  
8 *Science Teaching*, 29(6), 611-628.
- 9  
10 Hesse, J. J., & Anderson, C. W. (1992). Students' conceptions of chemical change.  
11 *Journal of Research in Science Teaching*, 29(3), 277-299.
- 12  
13 Hines, C. (1990). Students' understanding of chemical equations in secondary schools  
14 in Botswana. *School Science Review*, 72(258), 138-140.
- 15  
16 Howe, T. V. (1975). *Educational problems in writing formulae and equations*.  
17 University of Glasgow.
- 18  
19 Jensen, W. B. (1998). Logic, History, and the Chemistry Textbook: I. Does Chemistry  
20 Have a Logical Structure? *Journal of Chemical Education*, 75(6), 679-687.
- 21  
22 Johnson, P. M. (2000). Children's understanding of substances, Part 1: recognising  
23 chemical change. *International Journal of Science Education*, 22(7), 719-737.
- 24  
25 Johnson, P. M. (2002). Children's understanding of substances, Part 2: explaining  
26 chemical change. *International Journal of Science Education*, 24(10), 1037-  
27 1054.
- 28  
29 Johnson, P. M. (2005). The development of children's concept of a substance: A  
30 longitudinal study of interaction between curriculum and learning. *Research in*  
31 *Science Education*, 35(1), 41-61.
- 32  
33 Johnstone, A. H. (1991). Why is science difficult to learn? Things are seldom what  
34 they seem. *Journal of Computer Assisted Learning*, 7(75-83).
- 35  
36 Kearton, V. (2002). Evaluating the misconceptions of pupils that lead to difficulties in  
37 understanding chemical symbol equations. *Best Practice Research*  
38 *Scholarship Report to the Department for Education and Skills*.
- 39  
40 Mayer, R. E. (1992). *Thinking, Problem solving, Cognition* (2nd ed.). New York: W  
41 H Freeman and Company.
- 42  
43 Nussbaum, J., & Novick, S. (1982). Alternative frameworks, conceptual conflict and  
44 accommodation: toward a principled teaching strategy. *Instructional Science*,  
45 11, 183-200.
- 46  
47 Phang, F. A. (2006). *The Patterns of Physics Problem-Solving From the Perspective*  
48 *of Metacognition*. University of Cambridge, Cambridge.
- 49  
50 Pope, M. L., & Denicolo, P. (1986). Intuitive theories - a researcher's dilemma: some  
51 practical methodological implications. *British Educational Research Journal*,  
52 12(2), 153-166.
- 53  
54  
55  
56  
57  
58  
59  
60

- 1  
2  
3 Royal Society of Chemistry. (n.d.-a). Chemical misconceptions : prevention,  
4 diagnosis and cure. Retrieved 15th December 2007, from  
5 <http://www.chemsoc.org/networks/learnnet/miscon2.htm>
- 6  
7 Royal Society of Chemistry. (n.d.-b). Completing word equations. Retrieved 15th  
8 December 2007, from  
9 [http://www.chemsoc.org/pdf/LearnNet/miscon2/Completing\\_word\\_equations.pdf](http://www.chemsoc.org/pdf/LearnNet/miscon2/Completing_word_equations.pdf)
- 10  
11 Solsona, N., Izquierdo, M., & de Jong, O. (2003). Exploring the development of  
12 students' conceptual profiles of chemical change. *International Journal of*  
13 *Science Education*, 25(1), 3-12.
- 14  
15 Soul, F. J. (2001). Evaluating the usefulness of chemical word equations in improving  
16 understanding of chemical change. *Best Practice Research Scholarship Report*  
17 *to the Department for Education and Skills*.
- 18  
19 Squire, L. R., Knowlton, B., & Musen, G. (1997). The structure and organization of  
20 memory. In D. Shanks (Ed.), *Human Memory: A Reader* (pp. 152-197).  
21 London: Arnold.
- 22  
23 Strauss, A., & Corbin, J. (1998). *Basics of Qualitative Research: Techniques and*  
24 *Procedures for Developing Grounded Theory* (2nd ed.). Thousand Oaks,  
25 California: Sage.
- 26  
27 Sweller, J. (2007). Evolutionary biology and educational psychology. In J. S. Carlson  
28 & J. R. Levin (Eds.), *Educating the Evolved Mind: Conceptual foundations for*  
29 *an evolutionary educational psychology* (pp. 165-175). Charlotte, North  
30 Carolina: Information Age Publishing.
- 31  
32 Taber, K. S. (1996). Chlorine is an oxide, heat causes molecules to melt, and sodium  
33 reacts badly in chlorine: a survey of the background knowledge of one A level  
34 chemistry class. *School Science Review*, 78(282), 39-48.
- 35  
36 Taber, K. S. (1998). An alternative conceptual framework from chemistry education.  
37 *International Journal of Science Education*, 20(5), 597-608.
- 38  
39 Taber, K. S. (2000). Case studies and generalisability - grounded theory and research  
40 in science education. *International Journal of Science Education*, 22(5), 469-  
41 487.
- 42  
43 Taber, K. S. (2001a). Building the structural concepts of chemistry: some  
44 considerations from educational research. *Chemistry Education: Research and*  
45 *Practice in Europe*, 2(2), 123-158.
- 46  
47 Taber, K. S. (2001b). Constructing chemical concepts in the classroom?: using  
48 research to inform practice. *Chemistry Education: Research and Practice in*  
49 *Europe*, 2(1), 43-51.
- 50  
51 Taber, K. S. (2002a). *Chemical misconceptions - prevention, diagnosis and cure:*  
52 *Classroom resources* (Vol. 2). London: Royal Society of Chemistry.
- 53  
54  
55  
56  
57  
58  
59  
60

- 1  
2  
3  
4  
5  
6  
7  
8  
9  
10  
11  
12  
13  
14  
15  
16  
17  
18  
19  
20  
21  
22  
23  
24  
25  
26  
27  
28  
29  
30  
31  
32  
33  
34  
35  
36  
37  
38  
39  
40  
41  
42  
43  
44  
45  
46  
47  
48  
49  
50  
51  
52  
53  
54  
55  
56  
57  
58  
59  
60
- Taber, K. S. (2002b). *Chemical misconceptions - prevention, diagnosis and cure: Theoretical background* (Vol. 1). London: Royal Society of Chemistry.
- Taber, K. S. (2007). *Classroom-based research and evidence-based practice: a guide for teachers*. London: SAGE.
- Taber, K. S. (2007/2008). Conceptual resources for learning science: Issues of transience and grain-size in cognition and cognitive structure [Electronic Version]. *International Journal of Science Education, iFirst Article (paper publication due 2008)*,
- Taber, K. S. (In press). Learning at the symbolic level. In J. K. Gilbert & D. F. Treagust (Eds.), *Chemical education: Linking the representational levels of chemistry*: Springer.
- Watson, R., & Dillon, J. (1996). Progression in pupils' understanding of combustion. In G. Welford, J. Osborne & P. Scott (Eds.), *Research in Science Education in Europe: Current Issues and Themes* (pp. 243-253). London: Falmer Press.
- Watts, M., & Taber, K. S. (1996). An explanatory gestalt of essence: students' conceptions of the 'natural' in physical phenomena. *International Journal of Science Education, 18*(8), 939-954.



Figure 1: An outline of a model approach to the task of completing word equations



1  
2  
3 **Coordinating procedural and conceptual knowledge to make sense of word equations:**  
4 **understanding the complexity of a ‘simple’ completion task at the learner’s resolution**  
5  
6

7 *Tables*  
8  
9

10  
11  
12  
13  
14  
15  
16  
17  
18  
19  
20  
21  
22  
23  
24  
25  
26  
27  
28  
29  
30  
31  
32  
33  
34  
35  
36  
37  
38  
39  
40  
41  
42  
43  
44  
45  
46  
47

For Peer Review Only

KST © 2006

1

**Table 1: Completing the word equation**

item	<u>Correct response</u>	Number of responses	Correct	Nearly correct	Incorrect	Non-responses
1	<u>potassium nitrate</u>	283	211 (75%)	2 (1%)	70 (25%)	17
2	<u>copper nitrate solution</u>	289	43 (15%)	184 (64%)	62 (21%)	11
3	<u>sulphuric [acid]</u>	281	225 (80%)	8 (3%)	48 (17%)	19
4	<u>calcium chloride</u>	279	248 (89%)	11 (4%)	20 (7%)	21
5	<u>magnesium chloride</u>	281	189 (67%)	9 (3%)	83 (30%)	19
<u>Total</u>		1413	916 (65%)	214 (15%)	283 (20%)	87

Formatted Table

Formatted: Font: 12 pt,  
Not ItalicFormatted: Font: 12 pt,  
Not ItalicFormatted: Font: 12 pt,  
Not ItalicFormatted: Font: 12 pt,  
Not ItalicFormatted: Font: 12 pt,  
Not ItalicFormatted: Font: 12 pt,  
Not Italic

Deleted: \*

Table 2: Examples of student rationales based on type of reaction schemata.

item	rationale for correct response
1	<p>acid + metal hydroxide = salt + water is the general in equation for the question</p> <p>the acid is neutralized by the alkali to make water and a salt will be made</p> <p>when an alkali and an acid are put together they form a salt and water - a salt is a combination of the alkali and acid</p> <p>I know nitric acid makes nitrate and acid reacting with an alkali produces a salt and water</p> <p>an acid and a base react to create the salt and water. Potassium hydroxide is a base. The salt produced is potassium nitrate</p> <p>acid + alkali = salt + water, potassium is first bit - the metal, nitrate because nitric acid</p> <p>when an acid (nitric acid) and a base (potassium hydroxide) react they produce a salt which in this case is potassium nitrate and water</p>
2	<p>copper nitrate: this is a displacement reaction, zinc is higher in the reactivity series so it displaces copper</p> <p>copper nitrate: the reaction shown is a displacement reaction and zinc is more reactive than copper</p> <p>when a salt is combined with a higher metal of reactivity the reactive metal will displace the other</p>
3	<p>acid + metal carbonate = salt + water + carbon dioxide</p> <p>when an acid combines with a carbonate then a salt is formed along with carbon dioxide from the carbonate and water</p> <p>acid + carbonate = salt + water + carbon dioxide, and sulphate is the salt of sulphuric acid</p>
4	<p>calcium and chlorine will react together to make calcium chloride (as there is no acid to make a salt included or any other chemical) it's just a simple chemical reaction</p>
5	<p>acid + metal = salt + hydrogen</p> <p>reaction between a metal and an acid, a salt and hydrogen gas are released</p> <p>metal + acid = salt + hydrogen, and chloride is the salt of hydrochloric acid</p> <p>when a metal and an acid are put together salt and hydrogen are created the salt is created from the acid and metal and the hydrogen is given off through this process</p>

Formatted Table

Deleted: [correct response]

Deleted: [potassium nitrate]

Deleted: [copper nitrate]

Deleted: [sulphuric]

Deleted: than

Deleted: sulphuric acid gives the metal sulphate and hydrogen. ACID + CARBONATE = SALT + WATER + CARBON DIOXIDE

acid + metal carbonate = salt + water + carbon dioxide and the sulphate in the salt comes from the sulphuric acid

Deleted: [calcium chloride]

Deleted: [magnesium chloride]

Deleted: when acids react with metal they form hydrogen (from the acid). Also from my knowledge of the reactivity series I know magnesium will react with acid

Deleted: [magnesium chloride]

Table 3: Student rationales based on patterns in chemical language

item	rationale for correct response
1	<p>the first word of each compounds with three elements in end in ATE and they ALWAYS have oxygen in</p> <p>in most word equations you just have to flip round the words to get the right equation</p> <p>potassium hydroxide and nitric acid go together to make potassium nitrate not nitric potassium because the acid always goes last</p> <p>when it mixed together you take the name of the acid and put it with either the metal/oxide</p> <p>this makes a salt and takes the name of the oxide and acid</p>
2	I switched the copper and the zinc this is what's normally is done in an equation
3	<p>because sulphate is a chemical reaction and they sound the same</p> <p>sulphate is sulphuric acid's name when it is made into a solution</p> <p>the -er changes into an -ate. Therefore sulphur changes to sulphate</p>
4	<p>you have to change the chlor 'ine' to 'ide' to make a solution</p> <p>chlorine and always becomes chloride, whenever there are two things together the ending is -ide</p> <p>it is relatively obvious that if t[w]o substances are combined and we know they form one compound then that simply like in math <math>X \times Y = XY</math></p> <p>calcium is the more reactive of the two so it goes first in the final equation</p> <p>they would mix and chlorine calciumide sounds wrong</p> <p>just basically that the calcium and the chlorine will mix and the calcium will stay the same but the chlorine will turn to chloride</p>

Deleted: ¶  
[correct response]

Formatted Table

Deleted: [potassium nitrate]

Deleted: ¶  
[copper nitrate]¶Deleted: ¶  
[sulphuric]Deleted: ¶  
calcium chlorideDeleted: there are two things so  
I add 'ide' to the end¶

Table 4: Examples of student rationales for correct and incorrect responses based upon patterns in behaviour of classes of substance

item	rationale for correct response	incorrect response – and rationale
1	something + a hydroxide usually goes to nitrate + water potassium hydroxide is a salt [sic] and in general salts react with acid and let off hydrogen which sometimes forms oxygen	<i>hydrogen</i> - acids always contain hydrogen and because hydrogen is often given off when an acid reacts <i>hydrogen</i> - all reactions with acids produce water and hydrogen <i>potassium sulphate</i> - acid is usually produce some sort of sulphate <i>nitric oxide</i> - there is oxide in hydroxide and that is usually the case <i>potassium nitride</i> - the potassium will join with the nitride as they are metals
2	when a metal reacts with a salt made from metal, the things attached to the two metals i.e. nitrogen 'swap' partners to make zinc nitrate you need to have nitrate so copper nitrate would be a good one to use	<i>nitric acid</i> - zinc and nitric acid gives us a zinc nitrate solution <i>nitric acid</i> - you have a 'nitrate solution' at the end of it <i>nitrogen</i> - nitrates come from nitrogen <i>nitric acid</i> - only a nitrate solution could be formed by a nitric acid <i>nitrate</i> - zinc + nitrate = zinc nitrate. If you join the two liquids together you make them join together as a word <i>nitrogen + oxygen</i> - nitrate consists of nitrogen and oxygen
3	zinc sulphate tells you (e.g. sulphate) tells you which acid is involved in the experiment it has zinc sulphate which suggests it is an acid which has Sulphur in it sulphuric acid makes carbon dioxide	<i>hydrochloric</i> – we use hydrochloric acid a lot <i>hydrochloric</i> – hydrochloric acid always makes a carbonate <i>hydrochloric</i> - you need hydrogen to make water so it must be hydrochloric acid
4		<i>calcium + chlorine</i> - Two metals do not react unless there is something to make them react <i>calcium chloride solution</i> - when two elements are put together then they form a solution with both substances put together
5	when metals react with acid they give off hydrogen the magnesium being a metal will join with the chlorine to form the chloride and the hydrogen will become isolated when acid is with a substance it reacts. Hydrogen gas, in every acid, is released	<i>magnesium oxide</i> - the magnesium takes the oxygen from the acid and also produces hydrogen because it is a metal

Deleted: ¶

Formatted Table

Deleted: ¶  
[correct response]

Deleted: [potassium nitrate]

Deleted: ¶  
[copper nitrate]

Deleted: ¶

Deleted: ¶  
[sulphuric]

Deleted: s

Deleted: ¶  
[calcium chloride]Deleted: ¶  
[magnesium chloride]

Deleted:

Formatted: Heading 3,  
Space Before: 0 pt,  
After: 0 pt

**Table 5: Examples of students' rationales for correct and incorrect responses based upon chemical behaviour of substances.**

item	rationale for correct response	incorrect response – and rationale
1	<p>in the potassium [sic] has displaced the nitric acid as it is higher in the reactivity series than nitrogen</p> <p>when the two are mixed the potassium [sic] is more reactive and will take the nitrate from nitric acid</p> <p>the potassium [sic] is very reactive so it will react with the acid leaving behind the water</p> <p>the hydroxide becomes water and potassium [sic] is stronger than the nitrate (displaces it) so it forms onto the potassium</p> <p><u>hydroxide forms water so the potassium [sic] has a greater affinity with the nitric acid</u></p>	<p><i>potassium nitric acid</i> - potassium is more reactive than nitric acid</p> <p><i>potassium hydroxide</i> - potassium hydroxide is more reactive than nitric acid</p> <p><i>potassium</i> - the potassium will displace the nitgen [sic] due to the fact that it is more reactive</p> <p><i>potassium oxide</i> - potassium is more reactive than nitrogen acid so it will keep the oxygen and the hyd- part becomes water: hydroxide= oxygen + water</p> <p><i>potassium acid</i> - potassium is higher up the reactivity series therefore the one that is stronger will gain the acid</p> <p><u><i>nitric hydroxide</i> - you add nitric and hydroxide together to make nitric hydroxide</u></p>
2	<p>zinc is higher in the reactivity series than copper, so the zinc takes the nitrate from the copper</p> <p>the zinc is more reactive than copper so it displaces the copper from the nitrate</p>	<p><i>copper nitric</i> - zinc is more reactive than copper so the zinc steals nitric of copper</p> <p><i>copper nitride solution</i> - zinc is more reactive than copper so it replaces it</p>
3	<p>the sulphur is more reactive than carbon and so it will take the zinc from it</p> <p>adding the strong sulphuric acid to the weak salt (zinc carbonate) causes the carbonate to be changed into a sulphate and carbon dioxide and water to be given off</p> <p><u>that is the only acid that gives you a metal sulphate</u></p>	<p><u><i>carbon oxide</i> - carbon oxide and carbonate gives carbon dioxide</u></p>
4	<p>the calcium is more reactive than the chlorine so it takes over it</p> <p>the calcium displaces the chlorine because it is higher in reactivity</p> <p><u>calcium is a metal and chlorine is reasonably acidic</u></p> <p><u>chlorine when it mixed with a chemical (metal) become chloride so calcium + chloride = calcium chloride</u></p> <p><u>Chlorine has oxygen in it</u></p> <p><u>when any two elements react with chlorine (calcium + oxygen in this case) it makes a chloride</u></p>	<p><u><i>calcium carbonate</i> - chlorine contains carbon</u></p> <p><u><i>calcium carbonate</i> - when you heat both calcium and chlorine you get calcium carbonate, where -ate is the oxygen</u></p> <p><u><i>calcium + chlorine</i> - the chlorine does not react with the calcium</u></p>
5	<p>the magnesium is higher up the reactivity series than hydrogen so steals the chlorine to form hydrogen</p> <p>magnesium reacts better with a gas (hydrogen) rather than an acid. It displaces it</p> <p>the magnesium displaces the chloride from the hydrochloric acid as it is more reactive</p> <p>magnesium is more reactive than hydrogen so the chlorine leaves the hydrogen to react with the magnesium</p> <p><u>chloride and magnesium create hydrogen when bonded</u></p>	<p><i>magnesium oxide</i> - the magnesium takes the oxygen off the hydrogen as it is more reactive</p> <p><i>magnesium</i> - magnesium shouldn't react with hydrochloric acid</p> <p><u><i>magnesium</i> - hydrogen comes from the acid</u></p> <p><u><i>magnesium oxide</i> - because the magnesium has to join something to react so it joins the oxygen because all the substances have converted and water has hydrogen in it so oxygen is left</u></p> <p><u><i>magnesium hydrate</i> - when hydrochloric acid reacts with another its changes to hydrate</u></p>

Deleted: patterns of reactivity

Deleted: ¶

Deleted: ¶

Deleted: [correct response]

Formatted Table

Deleted: [potassium nitrate]

Deleted:

Deleted: the hydroxide is already 'ide' at the end and potassium is more reactive than nitric acid

Formatted: Not Highlight

Deleted: [copper nitrate]

Deleted: [sulphuric]

Deleted: [calcium chloride]

Deleted: calcium is stronger substance the chlorine and so it takes the name¶

Formatted: Not Highlight

Deleted: [magnesium chloride]

Formatted

Deleted: magnesium is more reactive than hydrogen and takes the chlorine¶ magnesium reacts with the chlorine more than hydrogen¶

Formatted: Not Highlight

1  
2  
3  
4  
5  
6  
7  
8  
9  
10  
11  
12  
13  
14  
15  
16  
17  
18  
19  
20  
21  
22  
23  
24  
25  
26  
27  
28  
29  
30  
31  
32  
33  
34  
35  
36  
37  
38  
39  
40  
41  
42  
43  
44  
45  
46  
47

*[Old Table 6 combined with Table 5 and original deleted. Subsequent Tables renumbered accordingly.]*

Deleted: item¶  
[correct response] ... 1]

Formatted: Highlight

Formatted: Highlight

Formatted: Highlight

Formatted: Font: Italic

Formatted: Heading 3,  
Space Before: 0 pt,  
After: 0 pt

Deleted: .....Page Break.....

**Table 6: Examples of student's reported rationales for correct and incorrect responses based on patterns of behaviour of specific substances¶**

For Peer Review Only



**Table 6: Examples of students' rationales for correct and incorrect responses based upon the application of a conservation principle**

item	rationale for correct response	incorrect response – and rationale
1	<p>in side one there was O<sub>2</sub>, H, K and nitric acid. On side two there is K, nitrogen + O<sub>2</sub> (= ate) and H<sub>2</sub>O water.</p> <p>I know that all acid contain H and if its combines with hydroxide and I only have one space to fill out the only elements to left to combine</p> <p>water contains hydrogen and oxygen. This leaves potassium and nitrogen which form potassium nitrate when they react together</p> <p>I added the ingredients together.</p>	<p><i>potassium</i> - there is potassium left in the equation and this would be left after the reaction and water</p> <p><i>potassium nitride</i> - you take the oxygen from the acid to make water which leaves you with potassium and nitrogen</p> <p><i>potassium nitric</i> - the water is made by the hydroxide and acid so potassium and nitric is all that's left over.</p> <p><i>potassium nitrite</i> - this is the equation [sic] that is left over and it works.</p>
2	<p>there is oxygen zinc, copper and nitrogen in the products area. Therefore the answer must contain copper, nitrogen and oxygen. This is copper nitrate</p> <p>in the result there is zinc and copper and to make that you need zinc and copper in the first place</p> <p>copper has to go on that side and where does the nitrogen come from? Therefore that needs to be on that side as well.</p>	<p><i>nitrate solution</i> - because nitrate solution is the chemical that is missing in the first bit</p> <p><i>nitric acid</i> - the nitrogen has to be present in the first part of the equation</p> <p><i>nitrogen and copper oxide</i> - there has to be copper and oxygen and nitrogen and if the copper doesn't change then it shouldn't be there as it is not needed</p> <p><i>nitrate</i> - zinc plus nitrate is the only way you're going to get a zinc nitrate solution</p>
3	<p>everything on one side has to go onto the other</p> <p>sulphate is in the residue and therefore must be in the first equation</p> <p>zinc sulphate is a product and so there must be sulphur in the acid which makes it sulphuric acid</p> <p>because you end up with zinc sulphide [sic] and I think it formed because you cannot have Sulphur anywhere else in the reaction, it has to come from somewhere</p> <p>the zinc, oxygen and carbon had been used up, leaving sulphur</p>	<p><i>hydroxide</i> - when looking at the I can tell what is missing from either side as it is meant to be equal</p> <p><i>sulphate</i> - sulphate is mentioned in the answer but not the question</p> <p><i>hydrochloric</i> - zinc and carbon are already present which leaves the water which needs</p> <p><i>hydrochloric</i> - to have H<sub>2</sub>O and CO<sub>2</sub> on the product from HCl comes an H and a C this means that it has to be on the other side.</p> <p><i>hydrochloric</i> - Water has hydrogen and it is the only one that makes sense</p>
5	<p>hydroCHLORIC so chlorine, magnesium chloride because magnesium must go somewhere</p> <p>something has to happen to the magnesium and the chlorine from the left so I think it becomes magnesium chloride</p> <p><u>the total quantity of substances must be the same before and after the reaction.</u></p> <p><u>There is one blank space so the Mg and Cl must form an ionic compound if the balance is to be maintained</u></p>	<p><i>magnesium oxide</i> - the hydrochloric becomes hydrogen so the magnesium must become something</p> <p><i>magnesium oxide</i> - magnesium and oxygen (from the HCl) were the only two substances that needed to be balanced on the other side</p> <p><i>magnesium</i> - it is the only thing left</p> <p><i>magnesium chlorate</i> - the hydrogen is used up the leaving chlorate and magnesium</p> <p><i>magnesium acid</i> - magnesium is in the equation</p>

Deleted: 7

Formatted Table

Deleted: ¶  
[correct response]

Deleted: [potassium nitrate]

Deleted:

Deleted: ¶  
potassium nitrogen and oxygen are the elements that are missingDeleted: ¶  
*potassium nitrate acid* - when water is taken out of the equation you are left with potassium nitrate acidDeleted: ¶  
[copper nitrate (solution)]

Deleted: has to be copper and nitrate somewhere so they are together there¶

Deleted: *nitric acid* - there is a nitrate present in the second of the equation so I figured that must be some sort of nitric acid in the first¶Deleted: ¶  
they were the two which hadn't been put on both sidesDeleted: 4¶  
[calcium chloride] ... 2]Deleted: ¶  
[sulphuric]

Deleted: the zinc sulphate had to come from sulphur, so sulphur ... 3]

Deleted: ¶  
... 4]

Deleted: the magnesium a ... 5]

Deleted: the hydrogen in ... 6]

Deleted: ¶  
... 7]

**Table 7: Examples of students' rationales for correct and incorrect responses supported by narratives**

item	rationale for correct response	incorrect response – and rationale
1	<p>the hydrogen in an acid 'splits' off the acid molecule in this sort of reaction. If its combines with the hydroxide it will make water (<math>H^+ + OH^- = H_2O</math>). Therefore the <math>K^+</math> must combine with the <math>NO_3^-</math></p> <p>the nitric acid mixes with the potassium hydroxide and the nitrogen goes from the acid to the potassium</p> <p>the nitrate in the acid pushes the hydroxide away from the potassium</p> <p>the nitric acid has reacted with the potassium making potassium nitrate. The heat produced turns the hydroxide part into water</p> <p>the potassium absorbs the nitric acid to make it nitrate</p> <p>the potassium stays the same and the nitrogen combines with the oxygen to form nitrate</p>	<p><i>potassium acid</i> - the hydroxide has joined with the nitric acid to water?</p> <p><i>potassium nitrate + hydrogen</i> - potassium plus the nitric acid makes potassium nitrates and the hydroxide mixes to make the water</p> <p><i>potassium nitroxide</i> - the nitric acid will mix with the potassium hydroxide and will give nitroxide with the potassium</p> <p><i>nitric hydroxide acid</i> - because nitric acid takes over the potassium</p> <p>nitrogen oxide - the nitrogen comes from the nitric acid which is reacting with the potassium hydroxide which provides the oxide</p>
2	<p>the zinc cancelled out the copper</p> <p>the copper is weak so the zinc would 'grab' the nitrate solution and 'take' it for itself</p>	<p><i>copper oxide</i> - the zinc has displaced the oxygen from the copper oxide</p> <p><i>copper carbonate</i> - the carbonate leaves the copper</p> <p><i>nitrogen + copper oxide</i> - the copper's oxygen was stolen and put with the nitrogen to make -ate</p>
3	<p>zinc atoms fuse with the sulphuric acid atoms to create zinc sulphate</p> <p>the zinc reacts with the acid to make zinc sulphate and the copper reacts with the oxygen in the air to make carbon dioxide</p> <p>the substances have switched partners therefore zinc carbonate and sulphuric is split up to form zinc sulphate and water + <math>CO_2</math></p>	<p><i>hydrochloric</i> - the hydrochloric acid (hydrogen) mixes with oxygen to create water</p> <p><i>hydrochloric</i> - the hydrochloric acid would react making water and <math>CO_2</math></p>
4	<p>the calcium would dissolve in the chlorine giving you a calcium chloride solution</p> <p>the chlorine mixes with the calcium and dissolves it to become joined</p> <p>when both elements combine oxygen is gained by the chlorine</p> <p>calcium takes the electrons from the chlorine</p>	<p><i>calcium chlorate</i> - the calcium will absorb the chlorine gas</p> <p><i>calcium chlorine solution</i> - the calcium will dissolve into the chlorine</p> <p><i>calcium carbonate</i> - the chlorine joins the calcium to make calcium carbonate</p>
5	<p>the hydrochloric acid gives off chlorine which react with magnesium and it gives of hydrogen as well</p>	

Deleted: 8

Formatted: Font: Bold

Deleted: ¶

Formatted: Font: 9 pt

Formatted: Space Before: 3 pt, After: 3 pt

Formatted Table

Deleted: ¶ [correct response]

Deleted: [potassium nitrate]

Deleted: the potassium sticks to the nitric acid¶

Deleted: ¶ [copper nitrate (solution)]

Deleted: nitrogen - the zinc displaces the nitrogen so it forms zinc nitrate¶

Deleted: ¶ [sulphuric]

Deleted: the zinc takes the sulphur to become zinc sulphate and from the carbonate to you get carbon dioxide¶

Formatted: Subscript

Deleted: ¶ [calcium chloride]

Deleted: ¶ [magnesium chloride]

Deleted: 9

**Table 8: Examples of strategies applied by the same student with differing success**

Formatted Table

rationale for correct responses	rationale and incorrect responses
because calcium will displace chlorine (item 4)	zinc will displace copper sulphate ( <i>copper sulphate</i> - item 2)
when zinc reacts with nitric acid it takes place of copper, zinc being more reactive (item 2) sulphuric acid is more reactive with zinc than copper and will take its place in the equation (item 3)	because the nitric acid is less reactive than potassium so potassium will push the hydroxide out ( <i>potassium hydroxide</i> - item 1) magnesium will react better with the chloric than hydrogen, taking its place ( <i>magnesium chloric acid</i> - item 5)
zinc is more reactive than copper so it displaces it (item 2) magnesium displaces hydrogen because it is more reactive (item 5)	potassium is more reactive than nitric so displaces it ( <i>potassium acid</i> - item 1)
it is what I have been taught and learned and sulphuric acid and zinc make that if you mix them (item 3)	this is what we have learned ( <i>nitrates and phosphates</i> - item 1)
nitric acid goes to nitrate and potassium is the first part (item 1)	nitric goes to nitrate solution and zinc is a metal ( <i>nitric acid</i> - item 2)
sulphuric acid is needed to make/form zinc sulphate (item 3) and I took a wild guess (item 2)	you need nitric acid to make zinc nitrate solution ( <i>nitric acid</i> - item 2) and I took a wild guess ( <i>magnesium oxide</i> - item 5)
when an acid and a base reacts the metal that is higher in the reactivity series displaces the less reactive metal (item 1)	the zinc is more reactive so displaces the nitrogen ( <i>nitric acid</i> - item 2)

Deleted: 1

Page 7: [1] Deleted Keith S. Taber 7/4/2008 7:07:00 PM		
item [correct response]	rationale for correct response	incorrect response – and rationale
1 [potassium nitrate]	nitric becomes nitrate so put after the potassium makes potassium nitrate hydroxide forms water so the potassium [sic] has a greater affinity with the nitric acid when potassium [sic] reacts with an acid the nitric turns into nitrate	<i>nitrogen oxide</i> - if you add these two you get nitrogen oxide <i>nitric hydroxide</i> - you add nitric and hydroxide together to make nitric hydroxide
3 [sulphuric]	that is the only acid that gives you a metal sulphate	<i>carbon oxide</i> - carbon oxide and carbonate gives carbon dioxide
4 [calcium chloride]	calcium is a metal and chlorine is reasonably acidic chlorine when it mixed with a chemical (metal) become chloride so calcium + chloride = calcium chloride the elements react to gain a full outer electrons shell causing the elements to become positive and negative ions and opposites attract they both react and become calcium chloride because there is no oxygen - otherwise it would form calcium chlorate Chlorine has oxygen in it when any two elements react with chlorine (calcium + oxygen in this case) it makes a chloride	<i>calcium carbonate</i> - chlorine contains carbon <i>calcium carbonate</i> - when you heat both calcium and chlorine you get calcium carbonate, where -ate is the oxygen <i>calcium + chlorine</i> - the chlorine does not react with the calcium
5 [magnesium chloride]	the magnesium becomes a chloride when mixed with hydrochloric acid. Just like it would be a sulphate when mixed with sulphuric acid chloride and magnesium create hydrogen when bonded the acid when chemically changed becomes chloride and the magnesium is mixed with it	<i>magnesium</i> - magnesium shouldn't react with hydrochloric acid <i>magnesium - hydrogen comes from the acid</i> <i>magnesium oxide</i> - because the magnesium has to join something to react so it joins the oxygen because all the substances have converted and water has hydrogen in it so oxygen is left <i>magnesium hydrate</i> - when hydrochloric acid reacts with another its changes to hydrate

Page 8: [2] Deleted Keith S. Taber 7/4/2008 6:05:00 PM		
4 [calci um chlori de]	the total quantity of substances must be the same before and after the reaction. There is one blank space so the Mg and Cl must form an ionic compound if the balance is to be maintained	

1  
2  
3 **Page 8: [3] Deleted Keith S. Taber 7/4/2008 7:35:00 PM**

4 the zinc sulphate had to come from sulphur, so sulphuric acid contains the sulphur  
5  
6

7  
8 **Page 8: [4] Deleted Keith S. Taber 7/4/2008 6:01:00 PM**

9  
10 [*magnesium chloride*]  
11

12 **Page 8: [5] Deleted Keith S. Taber 7/4/2008 7:29:00 PM**

13 the magnesium and the chlorine kind of disappeared so I used them  
14  
15

16  
17 **Page 8: [6] Deleted Keith S. Taber 7/4/2008 7:36:00 PM**

18 the hydrogen in hydrochloric acid is released as hydrogen so you are left with magnesium and chlorine, hence  
19 magnesium chloride being a product along with hydrogen  
20

21 **Page 8: [7] Deleted Keith S. Taber 7/4/2008 7:38:00 PM**  
22  
23  
24  
25  
26  
27  
28  
29  
30  
31  
32  
33  
34  
35  
36  
37  
38  
39  
40  
41  
42  
43  
44  
45  
46  
47  
48  
49  
50  
51  
52  
53  
54  
55  
56  
57  
58  
59  
60