



HAL
open science

African and Caribbean Adolescents in Britain: Ethnic Identity and Britishness

Virginia Lam, Gordon Smith

► **To cite this version:**

Virginia Lam, Gordon Smith. African and Caribbean Adolescents in Britain: Ethnic Identity and Britishness. *Ethnic and Racial Studies*, 2009, 32 (7), pp.1248-1270. 10.1080/01419870802298421 . hal-00516218


HAL Id: hal-00516218

<https://hal.science/hal-00516218>

Submitted on 9 Sep 2010

HAL is a multi-disciplinary open access archive for the deposit and dissemination of scientific research documents, whether they are published or not. The documents may come from teaching and research institutions in France or abroad, or from public or private research centers.

L'archive ouverte pluridisciplinaire **HAL**, est destinée au dépôt et à la diffusion de documents scientifiques de niveau recherche, publiés ou non, émanant des établissements d'enseignement et de recherche français ou étrangers, des laboratoires publics ou privés.



African and Caribbean Adolescents in Britain: Ethnic Identity and Britishness

Journal:	<i>Ethnic and Racial Studies</i>
Manuscript ID:	RERS-2007-0047.R3
Manuscript Type:	Original Manuscript
Keywords:	adolescence, Ethnic Identity, British Identity, Gender, Africa, Caribbean
Note: The following files were submitted by the author for peer review, but cannot be converted to PDF. You must view these files (e.g. movies) online.	
Virginia Lam.doc	



Table 1. Mean British and ethnic identity scores by ethnic, gender and age groups.

	African (N = 67)	Caribbean (N = 70)	Boys (N = 91)	Girls (N = 46)	Younger (N = 70)	Older (N = 67)
MEIM (scale 1-4)	3.15 (0.45)	3.15 (0.51)	3.06 (0.46)**	3.32 (0.47)	3.15 (0.45)	3.15 (0.51)
British self-description (scale 1-4)	2.63 (0.78)	2.59 (0.84)	2.65 (0.84)	2.52 (0.75)	2.63 (0.88)	2.58 (0.72)
British/ethnic self-description (scale 1-5)	2.88 (1.02)	3.04 (1.08)	2.98 (1.06)	2.93 (1.04)	2.89 (0.99)	3.04 (1.12)
British stereotypes (scale 1-5)	3.04 (0.55)	3.08 (0.51)	3.08 (0.56)	3.03 (0.47)	3.30 (0.59)	3.39 (0.51)
Ethnic Stereotypes (scale 1-5)	3.29 (0.47)	3.29 (0.62)	3.35 (0.56)	3.32 (0.54)	3.02 (0.57)	3.11 (0.48)
British Pride (scale 1-5)	3.75 (1.04)	3.63 (1.23)	3.80 (1.01)*	3.46 (1.33)	3.81 (1.03)	3.55 (1.23)
Ethnic Pride (scale 1-5)	4.51 (0.73)	4.37 (1.12)	4.40 (0.99)	4.52 (0.86)	4.31 (1.10)	4.57 (0.74)
Internalisation of Britishness (scale 1-5)	3.54 (0.83)	3.51 (0.84)	3.57 (0.85)	3.43 (0.81)	3.69 (0.87)**	3.36 (0.76)
Importance of Britishness (scale 1-4)	2.72 (0.88)	2.73 (0.82)	3.52 (1.52)**	2.87 (0.84)	2.84 (0.91)	2.60 (0.76)
Affect towards the British (scale 1-5)	3.75 (1.42)	3.97 (1.32)	4.03 (1.26) *	3.52 (1.52)	3.83 (1.40)	3.90 (1.34)

* significant at $p < .05$, ** $p < .01$.

African and Caribbean Adolescents in Britain

Table 2. Mean ranks of age, gender, British and ethnicity by participant ethnicity, gender and age groups (lower ranks mean higher relative subjective importance).

	Mean rank (scale 1-4) for				Friedman χ_r^2	N
	Age	Gender	British	Ethnicity		
Ethnicity						
African	2.98	2.70	2.86	1.46	58.54***	66
Caribbean	2.93	2.51	2.99	1.54	56.49***	70
Gender						
Boys	2.97	2.66	2.82	1.52	71.80***	91
Girls	2.91	2.49	3.13	1.47	44.23***	45
Age group						
Younger	2.80	2.54	3.06	1.57	52.86***	69
Older	3.10	2.67	2.79	1.43	65.06***	67
Total						
	2.95	2.60	2.93	1.50	113.75***	136

*** Significant at $p < .001$.

Table 3. Correlations between British identity components.

	British self-description	British/ethnic self-description	British pride	Internalisation of Britishness	Importance of Britishness	British stereotyping
British/ethnic self-description	.46***					
British pride	.25**	.26**				
Internalisation of Britishness	.09	.08	.37***			
Importance of Britishness	.12	.05	.35***	.39***		
British Stereotypes	.04	.01	.31***	.28**	.31***	
Affect towards the British	.11	.07	.26**	.27**	.34***	.33***

** significant at $p < .01$; *** $p < .001$ (1-tailed).

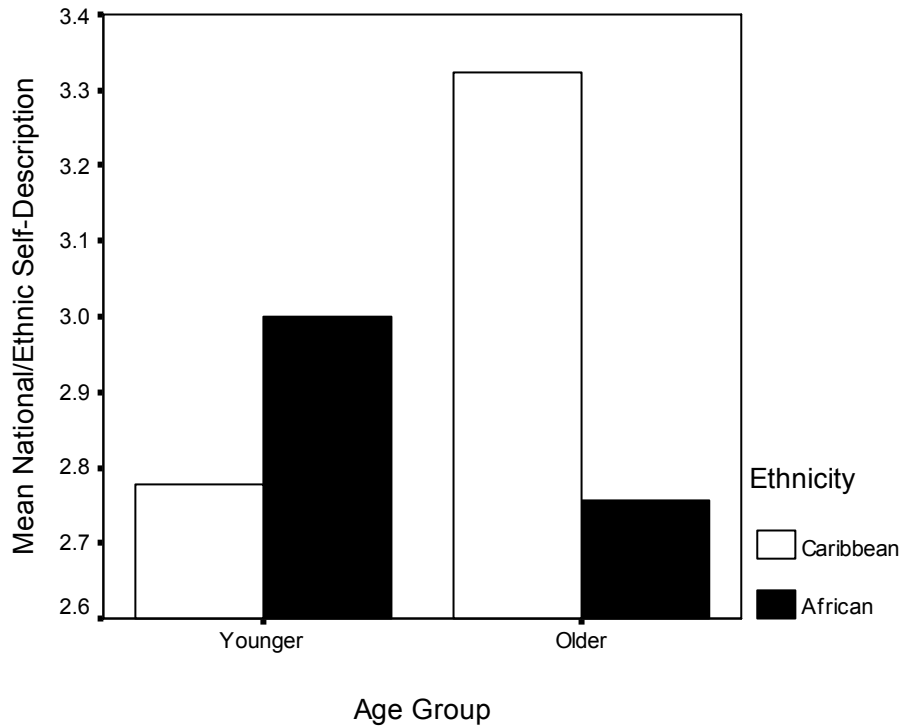
African and Caribbean Adolescents in Britain

Figure 1. Mean national/ethnic self-description by younger versus older Caribbean and African adolescents (higher scores more 'British', lower scores more 'Caribbean/African').

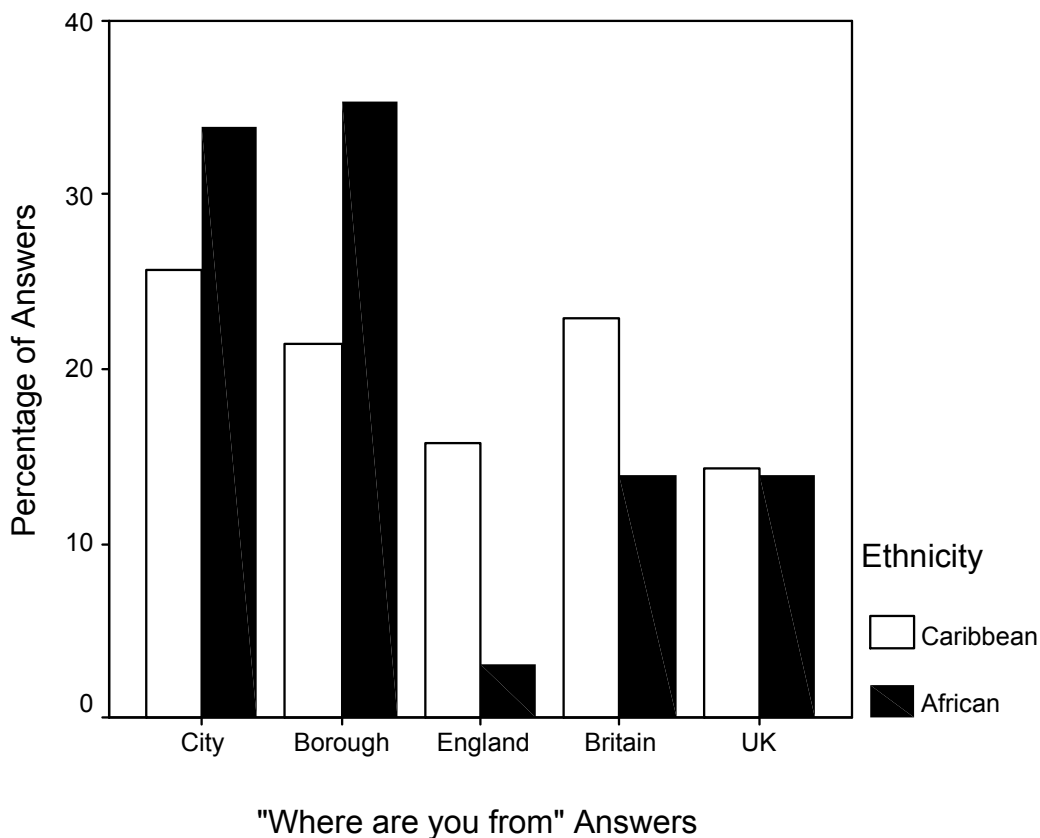


Figure 2. Answers to “where are you from” by Caribbean and African adolescents.

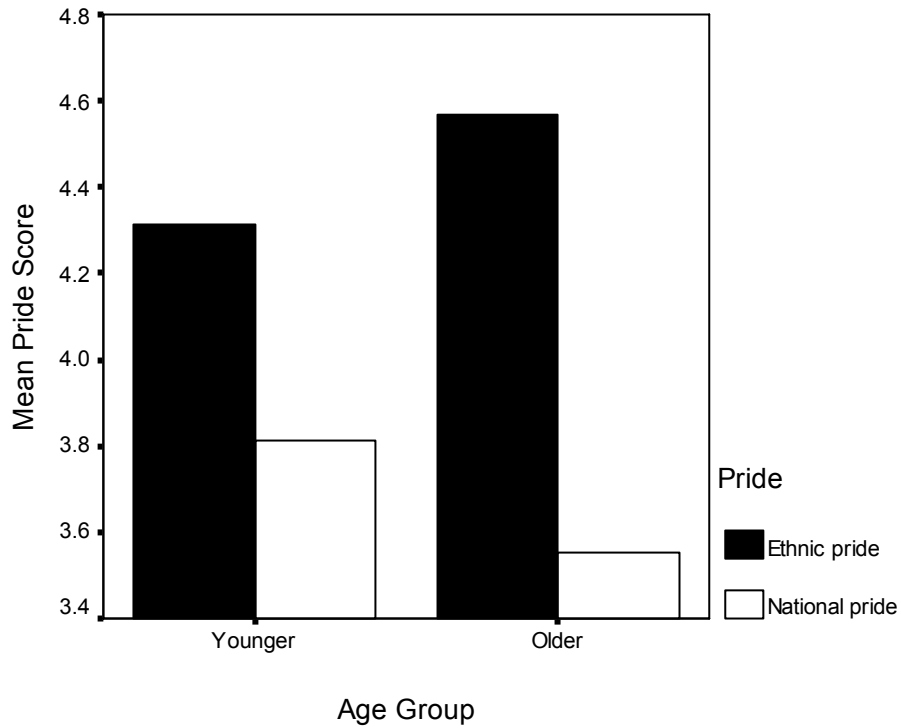
African and Caribbean Adolescents in Britain

Figure 3. Mean ethnic and national pride scores of younger and older African-Caribbean adolescents.