



HAL
open science

Optimisation of the dynamical behaviour of the Anisotropic United Atom Model of branched alkanes. Application to the molecular simulation of fuel gasoline

Carlos Nieto-Draghi, Anthony Bocahut, Benoît Creton, Pascal Have, Aziz Ghoufi, Aurélie Wender, Boutin Anne, Bernard Rousseau, Laurent Nomand

► To cite this version:

Carlos Nieto-Draghi, Anthony Bocahut, Benoît Creton, Pascal Have, Aziz Ghoufi, et al.. Optimisation of the dynamical behaviour of the Anisotropic United Atom Model of branched alkanes. Application to the molecular simulation of fuel gasoline. *Molecular Simulation*, 2008, 34 (02), pp.211-230. 10.1080/08927020801993370 . hal-00515029

HAL Id: hal-00515029

<https://hal.science/hal-00515029>

Submitted on 4 Sep 2010

HAL is a multi-disciplinary open access archive for the deposit and dissemination of scientific research documents, whether they are published or not. The documents may come from teaching and research institutions in France or abroad, or from public or private research centers.

L'archive ouverte pluridisciplinaire **HAL**, est destinée au dépôt et à la diffusion de documents scientifiques de niveau recherche, publiés ou non, émanant des établissements d'enseignement et de recherche français ou étrangers, des laboratoires publics ou privés.

Optimisation of the dynamical behaviour of the Anisotropic United Atom Model of branched alkanes. Application to the molecular simulation of fuel gasoline

Journal:	<i>Molecular Simulation</i> / <i>Journal of Experimental Nanoscience</i>
Manuscript ID:	GMOS-2007-0180.R1
Journal:	Molecular Simulation
Date Submitted by the Author:	13-Feb-2008
Complete List of Authors:	Nieto-Draghi, Carlos; IFP, Thermodynamic and Molecular Simulation Department Bocahut, Anthony; IFP, Thermodynamic and Molecular Simulation Department Creton, Benoît; IFP, Thermodynamic and Molecular Simulation Department Have, Pascal; IFP, Thermodynamic and Molecular Simulation Department Ghoufi, Aziz; IFP, Thermodynamic and Molecular Simulation Department Wender, Aurélie; Univ. Paris-Sud, Laboratoire de Chimie-Physique; IFP, Thermodynamic and Molecular Simulation Department Anne, Boutin; Univ. Paris-Sud, Laboratoire de Chimie-Physique Rousseau, Bernard; Univ. Paris-Sud, Laboratoire de Chimie-Physique Nomand, Laurent; IFP, Thermodynamic and Molecular Simulation Department
Keywords:	Anisotropic United Atom, branched alkanes, transport properties, olefins, fuel gasoline

SCHOLARONE™
Manuscripts

1
2
3
4
5
6
7
8
9
10
11
12
13
14
15
16
17
18
19
20
21
22
23
24
25
26
27
28
29
30
31
32
33
34
35
36
37
38
39
40
41
42
43
44
45
46
47
48
49
50
51
52
53
54
55
56
57
58
59
60

RESEARCH ARTICLE

Optimisation of the dynamical behaviour of the Anisotropic United Atom Model of branched alkanes. Application to the molecular simulation of fuel gasoline.

For Peer Review Only

RESEARCH ARTICLE

Optimisation of the dynamical behaviour of the Anisotropic United Atom Model of branched alkanes. Application to the molecular simulation of fuel gasoline.

Carlos Nieto-Draghi^{a,*}, Anthony Bocahut^a, Benoît Creton^a, Pascal Have^a, Aziz Ghoufi^a, Aurélie Wender^{a,b}, Anne Boutin^b, Bernard Rousseau^b, Laurent Normand^a

^aIFP, 1-4 Avenue de Bois-Préau, 92852 Rueil-Malmaison, Cedex, France, ^bLaboratoire de Chimie-Physique, Bâtiment 349, Univ. Paris-Sud, 91405 Orsay Cedex, France

Abstract: In the present work we have optimised the dynamical behaviour of the anisotropic united atom (AUA) intermolecular potential for branched alkanes developed by Bourasseau et al. [Bourasseau, E.; Ungerer, P.; Boutin, A.; Fuchs, A. H. 2002. Mol. Sim., 28, 317], by a modification of the energetic barrier of the torsion potential. The new potential (AUA(4m)) preserves all the intermolecular parameters and only explores an increment in the trans-gauche and gauche+-gauche- transition barrier of the torsion potential. This modification better reproduces transport properties like the shear viscosity, keeping the accuracy achieved in the original work for equilibrium properties. An extensive investigation of the shear viscosity of 12 different types of branched alkanes in a wide range of pressures and temperatures, shows that the AUA(4m) improves the accuracy of the original AUA4, reducing the absolute average deviation from 24% to 15%. In addition, molecular simulation results of the shear viscosity of olefins reveal that the original AUA potential is accurate enough to reproduce the experimental data with less than 12% of deviation. Finally, we present a consistent lumping methodology to perform molecular simulations on complex multi-component systems such as fuel gasoline by representing the real system by a simplified mixture with only tenths of species.

Keywords: Anisotropic United Atom; transport properties; shear viscosity; branched alkanes; olefins; fuel gasoline; lumping methodology.

* Corresponding author. Email: carlos.nieto@ifp.fr

Introduction

The automobile industry recently faces the challenge of developing a new generation of motor engines for more efficient and low consumption vehicles. In addition, new regulations demand the reduction of pollutants and green house gases with different milestones on maximum emissions, i.e. < 0.5 g/km for CO, < 0.3 g/km for HC+NO_x, and < 0.18 g/km for NO_x (2009 regulation for gasoline Euro 5 and Euro 6) [1]. These restrictions are also accompanied with initiatives on the development of flexi-fuel motor engines working with different types of blends of standard gasoline with bio-ethanol, or diesel-bio diesel, in order to reduce CO₂ and green house emissions. This fact requires the knowledge of thermo physical properties, such as liquid vapour equilibrium and transport properties, of complex mixtures at different thermodynamic conditions. A systematic campaign of experimental data acquisition on fuel blends is expensive. In certain conditions, such as in high pressure fuel diesel injection (pressures over 3000 bar) the extreme pressure makes experiments dangerous. Correlative equations are adapted at ambient conditions but they can not be used out of their range of application ([2], [3]). Molecular simulation can be used as a good alternative to obtain these physical properties, however, the description of real complex mixtures such as those present in fuels represent a great challenge.

The key point of the validity of the results obtained by means of molecular simulation is the accuracy of the intermolecular potentials employed to describe the different chemical species and the physical properties to be computed. There are several types of intermolecular potentials available in the literature according to the degree of details to describe hydrocarbon molecules. The so-called united atom potentials (UA) introduce groups of atoms like CH₂ or CH₃ as simple Lennard-Jones sites. This strategy allows a more efficient computation of collective properties in large systems requiring long simulations. There are several UA potentials developed to describe thermodynamic properties of n-alkanes with good performance, for instance the OPLS [4], SKS [5], TraPPE [6] and the NEP [7]. All atom models (AA),

1
2 being more realistic, are useful for particular applications but the price paid in computer time is
3
4 unaffordable in many studies involving molecules with complex geometries or large size.

5
6 Another common approach is the so-called anisotropic united atom for which Toxvaerd and co-
7
8 workers have published successive parameterizations (AUA(1) [8], AUA(2) [9], AUA(3) [10]). In this
9
10 approach the centre of force is displaced by a distance δ_{AUA} from the carbon atom to better account for the
11
12 presence of the hydrogen atoms not explicitly described. In a previous work [11] it was found that the
13
14 shear viscosity reproduced by different UA and AUA models, analyzed over different thermodynamic
15
16 states, present important deviations with respect to the experimental data (about 24% for AUA2, 26% for
17
18 SKS2, 30% for AUA3, 48% for OPLS [4] and 54% for TraPPE [12]). In general, all models tend to
19
20 underestimate the viscosity and to overestimate the self-diffusion coefficient.

21
22 The AUA approach has been successfully applied to different families of hydrocarbons, from
23
24 linear [13], branched [14] and cyclic [15] alkanes and alkenes [16], and to other sulphur ([17], [18])
25
26 compounds. In particular, a set of important works have been addressed to aromatics, from benzene ([19],
27
28 [20]) light [21] and heavy alkyl-benzenes ([22], [23]) or poly-aromatic compounds [24]. This kind of
29
30 potential represents a good success for prediction of thermodynamic properties with much less
31
32 computational effort than All Atoms models. However, they have shown their limitations when used to
33
34 compute transport properties, motivating an additional effort of improvement for the case of the AUA4
35
36 model of n-alkane molecules. Nieto-Draghi et al. have recently shown that the dynamical behaviour of the
37
38 AUA4 model can be easily optimised, by adjusting the energetic barrier of the torsion potential, without
39
40 changing the thermodynamic accuracy of the original model [25]. In this case the shear viscosity of n-
41
42 alkanes was optimised from 30% of Absolute Average Deviation (AAD) with the AUA4 model up to 14%
43
44 with the new AUA4m model.

45
46 Several simulation studies have been done in the past to study relatively long complex branched
47
48 alkanes in order to obtain thermodynamic [26], conformational [27] and transport [28] properties. Most of
49
50 the works have been devoted to the analysis of rheological behaviour of shear viscosity under stress for
51
52
53
54
55
56
57
58
59
60

Deleted: 4

Deleted: 4

1
2 pure complex branched alkanes ([29], [30], [31], [32], [33], [34]) and olefins ([35], [36]) lubricants and
3
4 polymers melts [37]. However, there are only few works on the literature ([11], [38]) that explore the
5
6 viscosity of small branched alkanes like those encountered in gasoline fuels (i.e. i-C₅, i-C₇ and i-C₈). The
7
8 situation is even worse, in the case of transport properties of multi-component mixtures of hydrocarbons
9
10 ([39], [40]).

Deleted: t

11 The main objectives of this work are, on one hand, to test and improve the dynamical behaviour of the
12
13 AUA4 model developed for branched alkanes [14] and olefins [16]. On the other hand, to present a
14
15 consistent methodology to describe and simulate thermodynamic and transport properties of complex
16
17 multi-component mixtures like fuel gasoline. The first objective can be addressed by the improvement of
18
19 the torsion potential of the different type of branched alkanes (involving torsion around secondary, tertiary
20
21 and quaternary carbons). The idea is to obtain an AUA model for this kind of hydrocarbons compatible
22
23 with the AUA4m model for n-alkanes, and use them in simulation of mixtures. In particular, we have
24
25 compared our simulation results of thermodynamic properties (like liquid density) and transport properties
26
27 (like shear viscosity) with the available experimental data for 13 different branched alkanes. Similarly, the
28
29 dynamical behaviour of olefins were also computed and compared with experimental measurements.
30
31 Concerning the second objective of our work, we describe a consistent method to reduce the experimental
32
33 composition of a standard gasoline fuel (with more than 200 components obtained with Gas
34
35 Chromatography (GC)), to a reduced number of chemical compounds adapted for molecular simulation
36
37 calculations.

38 The present article is organised as follows: In the next section we review the relevant theoretical
39
40 and technical details related to our simulations. The following section is devoted to the optimization
41
42 procedure employed for the improvement of the torsion potential. After that, we present the simulation
43
44 results and finally, we highlight the main conclusions that can be drawn from this work.
45
46
47
48
49
50
51
52
53
54
55
56
57
58
59
60

Models and simulation detail

Molecular Dynamics calculations

We have employed a Molecular Dynamics code developed for rigid and flexible molecules (considered linear, branched or cyclic). The equations of motion are integrated through the velocity Verlet algorithm with constrained bonds using of the Rattle algorithm [41]. We have explored the behaviour of different linear, branched and aromatic hydrocarbons at different thermodynamic conditions. Because the main objective of this work is to test the predictive capability of the improved potential, all samples were equilibrated at the desired temperature and pressure through NPT rescaling using a weak coupling bath [42] with long-range corrections [11] for pressure and energy on a one ns run. Unless specified otherwise, the production runs are around 10 ns for each system. The integration of the equations of motion was performed with a time step of 2 fs and with a cut-off radius of 12.0 Å. A Verlet nearest neighbour list was also employed to improve the performance of the simulations. In general, all simulation samples consist of 250 molecules for the systems containing single compound and 500 molecules for the case of mixtures. In all cases the molecules were placed in a cubic box using periodic boundary conditions. Special care has been taken to handle the displacement δ_{AUA} of the AUA intermolecular potential model for the computation of the forces and velocities of centre of mass. The reader is referred to previous references for additional information ([8], [9], [10], [13], and [38]). As in our previous works ([20], [25]), the Einstein methodology was employed for the calculation of the shear viscosity of the different systems studied [since this approach overcomes the effect of statistical noise observed in theoretically equivalent Green-Kubo formulation \[20,25\]](#).

Monte Carlo calculations

We have used the Gibbs Monte Carlo code [43] to perform simulation in the Gibbs ensemble [44] to compute thermodynamic properties of gasoline mixtures at some particular thermodynamic conditions.

1
2 The Monte Carlo moves for rigid bodies are translations and rigid body rotations, transfers [5] and volume
3 changes. For branched and flexible molecules two types of moves have been considered. The first one is
4 partial re-growth with the configurational bias algorithm [5]. As this move is efficient for the end part of
5 alkane chains only [14] it is complemented by internal rotations, in which the positions of a force centre is
6 rotated around the axis of its immediate neighbours on the chain. In the case of transfers, we used a two
7 step statistical bias involving the selection of a suitable location for the centre of mass in a first step and
8 the test of several orientations in a second step [15]. The selected probabilities for the various types of
9 moves were generally 0.3 for translations and rotations, 0.395 for transfers, and 0.005 for volume changes.
10 Most simulations were carried out using a total of 500 molecules. Equilibration periods of 10^6 iterations
11 were followed by at least 10×10^6 steps for production runs where the block averages method have been
12 used to obtain the saturation density and the phase composition.
13
14
15
16
17
18
19
20
21
22

23 *Intermolecular potential*

24
25 The effective dispersion-repulsion interactions between two atoms or united atoms (i and j) of different
26 molecules are represented by the Lennard- Jones 6-12 equation
27
28

$$29 \quad U_{LJ} = 4\epsilon_{ij} \left[\left(\frac{\sigma_{ij}}{r_{ij}} \right)^{12} - \left(\frac{\sigma_{ij}}{r_{ij}} \right)^6 \right] \quad (1)$$

30
31 where σ_{ij} and ϵ_{ij} are the Lennard-Jones interaction parameters between sites i and j on different molecules,
32 and $r_{ij} \equiv |\mathbf{r}_j - \mathbf{r}_i|$ are the separation distance between sites i and j . Cross interactions between centres of force
33 of different type were treated using standard Lorentz-Berthelot combining rules. The electrostatic energy
34 is obtained by summing the pair wise Coulombic interactions between the partial charges belonging to the
35 different molecules (eq. (2)).
36
37
38
39
40
41
42

$$43 \quad U_{elec} = \frac{1}{4\pi\epsilon_0} \sum_{i \neq j} \frac{q_i q_j}{r_{ij}} \quad (2)$$

44
45 where q_i and q_j are the charges of different centres of interaction and ϵ_0 the dielectric constant of vacuum.
46
47

48 In both types of simulations (MD and MC), the Ewald Summation technique [45] has been used to treat
49
50
51
52
53
54
55
56
57
58
59
60

the long range electrostatic interactions with a maximum of 7 vectors on each direction of the reciprocal space and a scaling parameter $\alpha = 2\pi/L$ (\AA^{-1}) in the direct space with spherical cut-off of half of the simulation box (L). The bending angle θ between three adjacent atoms has been described through a harmonic potential,

$$U_B(\theta) = \frac{K_B}{2} (\cos(\theta) - \cos(\theta_0))^2 \quad (3)$$

where θ_0 is the bending angle at the equilibrium configuration and K_B is the bending constant. In a similar way, when two carbon atoms are separated by three bonds, their interaction is modelled by a torsion potential that depends on the cosine of the dihedral angle φ ,

$$\cos(\varphi) = -\frac{(\mathbf{r}_{ij} \times \mathbf{r}_{jk}) \cdot (\mathbf{r}_{jk} \times \mathbf{r}_{kl})}{\sqrt{1 - (\mathbf{r}_{ij} \cdot \mathbf{r}_{jk})^2} \sqrt{1 - (\mathbf{r}_{jk} \cdot \mathbf{r}_{kl})^2}} \quad (4)$$

being i , j , k and l the atoms involved in the torsion angle. The torsion potential for individual linear/branched contributions is then defined as,

$$U_t(\varphi) = \sum_{i=0}^8 a_i \cos^i(\varphi) \quad (5)$$

where a_i are a set of constants. In addition, every two atoms belonging to the same molecule and separated by more than 4 atoms interact through the standard LJ potential described in eq. (1). The intermolecular potential parameters used in this work are given in Table 1.

Optimization of the dynamic behaviour of branched alkanes

Our previous experience on the optimization of transport properties of n-alkanes reveals that the dynamic behaviour of n-alkanes, reflected in the self-diffusion and viscosity coefficients, is governed by the combined effect of the torsion potential and the dispersion repulsion potential at liquid densities [25].

In this previous work we have improved the performance of the AUA4 intermolecular potential to predict

1
2 dynamic properties, keeping the accuracy of the model for equilibrium properties. We have shown that
3
4 only the torsion potential parameters should be optimized using n-heptane as the reference molecule at
5
6 liquid conditions. We have then decided to apply a similar approach to improve the dynamic behaviour of
7
8 the Anisotropic United Atom potential for branched alkanes, modifying the torsion potential for the
9
10 different types of molecules represented in Figure 1.

11
12 In our previous work for n-alkanes two properties were simultaneously considered in the process of
13
14 optimization: the reorientational dynamics of the internal dipole moment CH vector from nuclear magnetic
15
16 resonance (NMR) $C^{13}T_1$ spin lattice experiments and the shear viscosity at the same thermodynamic
17
18 conditions. Unfortunately, we did not find NMR relaxation data for branched alkanes to compare with. An
19
20 alternative way to obtain this property could be the use of DFT ab initio calculations. However this
21
22 approach would demand a considerable computational effort in view of the required system sizes and
23
24 simulation lengths (estimated between 200 to 300 atoms during 15 to 20 ps at least). We have then decided
25
26 to modify the torsion potential in the same way as for the AUA4m model. This means that the increment
27
28 of the energetic barrier for the global torsion potential of molecules at the end and in the middle of the
29
30 chain should be of the order of 40% and 15% respectively. This choice presents the advantage of making
31
32 small molecules artificially more rigid in order to compensate the influence of hydrogen atoms absent in
33
34 the AUA representation. Consequently, branched atoms at the end of the chain (i.e. in position 2, for 2-
35
36 methyl hexane) are considered more rigid than atoms that are in the middle of the chain (i.e. in position 3,
37
38 for 3-methyl hexane). For longer branched alkanes the friction caused by the hydrogen atoms is less
39
40 important for the viscosity than in small molecules, since the conformational relaxation plays also an
41
42 important role in the global dynamical behaviour of the molecules.

43
44 We have taken advantage of the link between the torsion barrier of an intramolecular potential and the
45
46 resulting collective behaviour expressed in transport properties to improve the AUA4 model for branched
47
48 alkanes. We propose to work in the increment of the energy barrier of the global torsion potential of the
49
50
51
52
53
54
55
56
57
58
59
60

1
2 molecules and not on the individual torsion of a particular branch. This modification is expressed in the
3
4 following way,

$$U_T^{new}(\varphi, \theta) = U_T^{old}(\varphi, \theta) + U_S(\varphi, \theta) \quad (6)$$

5
6
7
8 where U_T^{new} and U_T^{old} are, respectively, the new and original global torsion potentials, and U_S is a
9
10 trigonometric function specific for each type of branched molecule. Here φ and θ represent the dihedral
11
12 angle of the total torsion and the bending angle separating two adjacent branches. The construction of each
13
14 potential requires the definition of the angle θ , which we have assumed to be at equilibrium.
15
16

17 18 *Molecule type A. Single branched*

19
20
21 In order to obtain the global potential U_T , two contributions of the branched alkane should be added as
22
23 can be seen in Figure 1(a). The AUA torsion parameters for this type of molecules are taken from previous
24
25 works ([14], [46]). Additionally, as can be seen in the Newman representation of Figure 1(b), the bending
26
27 angle θ was fixed to 112° for the single branched alkane,
28
29

$$U_T(\varphi, \theta) = c_0' + c_1 \cos(\varphi + \theta) - c_2 \cos(2\varphi + 2\theta) + c_3 \cos(3\varphi + 3\theta) +$$

$$c_0' + c_1 \cos(\varphi - \theta) - c_2 \cos(2\varphi - 2\theta) + c_3 \cos(3\varphi - 3\theta) \quad (7)$$

$$U_T(\varphi, \theta) = 2c_0' + 2c_1 \cos(\varphi) \cos(\theta) - 2c_2 \cos(2\varphi) \cos(2\theta) + 2c_3 \cos(3\varphi) \cos(3\theta) \quad (8)$$

30
31
32
33
34
35
36
37 Equation (8) is used to represent U_T^{new} and U_T^{old} and the trigonometric function U_S is defined as follows,

$$U_S(\varphi, \theta) = As \left[1 + \cos(3\varphi) \sin^2\left(3\frac{\theta}{2}\right) - \sin^2\left(3\frac{\theta}{2}\right) \right] \quad (9)$$

38
39
40
41
42
43 This function guarantees that only the maxima of the global torsion barrier is affected ($\varphi \sim 60.73^\circ$) and
44
45 the minima are kept constant as can be seen in Figure 2(a). The coefficient As is then used to increase the
46
47 height of the energy barrier of 15% and 40% in the middle and at the end of the chain. Once the new
48
49
50
51
52
53
54
55
56
57
58
59
60

1
2 global potential U_T^{new} is obtained, we can obtain the a_i parameters of the individual torsion potential as
3
4 expressed in eq (5) by using a simple transformation described in eq. (20) of the Appendix 1. The new
5
6 parameters of the individual torsion potential are shown in table 2 and in Figure 2(b).
7
8
9
10
11

12 *Molecule type B. Double branched*

13
14
15 In order to obtain the global potential U_T , three contributions of the branched alkane should be added as
16
17 can be seen in Figure 1(c). The AUA torsion parameters for double branched molecules on the same
18
19 carbon atom are taken from the work of Martin et al. [47] but adapted for the use of eq (5). As can be seen
20
21 in the Newman representation of Figure 3(b), the bending angle θ was fixed to equilibrium value of 109°
22
23 for the double branched alkane around the same carbon atom. In this case U_T becomes,
24

$$\begin{aligned}
 U_T(\varphi, \theta) = & c_0' + c_1 \cos(\varphi) - c_2 \cos(2\varphi) + c_3 \cos(3\varphi) + \\
 & c_0' + c_1 \cos(\varphi + \theta) - c_2 \cos(2\varphi + 2\theta) + c_3 \cos(3\varphi + 3\theta) + \\
 & c_0' + c_1 \cos(\varphi - \theta) - c_2 \cos(2\varphi - 2\theta) + c_3 \cos(3\varphi - 3\theta)
 \end{aligned} \quad (10)$$

$$U_T(\varphi, \theta) = 3c_0' + (2c_1 \cos(\theta) + 1)\cos(\varphi) - (2c_2 \cos(2\theta) + 1)\cos(2\varphi) + (2c_3 \cos(3\theta) + 1)\cos(3\varphi) \quad (11)$$

34 Equation (11) is used to represent U_T^{new} and U_T^{old} and the trigonometric function U_s

$$U_s(\varphi, \theta) = As \left[\frac{3}{2} + \cos(3\varphi) \left(\sin^2 \left(3\frac{\theta}{2} \right) - \cos^2 \left(3\frac{\theta}{2} \right) - \frac{1}{2} \right) \right] \quad (12)$$

41 The comparison of the global torsion potentials can be seen in Figure 3(a). The coefficient As is used to
42
43 increase the height of the energy barrier of 15% and 40% in the middle and at the end of the chain
44
45 respectively. We repeat the procedure described for the previous type of branched molecules in order to
46
47 obtain the a_i parameters of the individual torsion potential as expressed in eq (5) (conversion between
48
49
50
51
52
53
54
55
56
57
58
59
60

1
2 coefficients c_i and a_i is obtained using eq. (20)). The new parameters of the individual torsion potential are
3
4 shown in table 2 and in Figure 3(b).

5
6
7 *Molecule type C. Double branched in adjacent carbons*

8
9 The last type of torsion for branched alkane that we have analysed is the double branched structure
10 in adjacent carbons. In other intermolecular potential models such as TraPPE potential [47] or UA-OPLS
11 [4], there is no difference between the torsion potential used for molecules having only one methyl group
12 or two methyl groups branched in adjacent carbon atoms. We have decided here to describe in a precise
13 manner this kind of torsion potential for molecules having the structure 2,3-dimethyl, for instance. We
14 have performed *ab initio* calculations using the GAUSSIAN98 [48] quantum chemistry code. For 2,3-
15 dimethyl butane, a MP2 geometry optimization was performed using *sddall* basis set to determine the
16 torsional potential function of this molecule for conformations of the dihedral angle in the range between 0
17 $< \varphi < 2\pi$. This function has been fitted using eq. (5) with $n = 4$ in order to obtain the set of parameters for
18 the torsion of type $\text{CH}_3\text{-CH-CH-CH}_3$ of the AUA model, which are given in Table 2.
19
20
21
22
23
24
25
26

27 This potential has been validated by comparing the liquid-vapor properties of 2,3-dimethylbutane
28 calculated with this potential and experimental data extract from the DIPPR database [49] (DIPPR, 2005).
29 The rest of intermolecular parameters (σ , ϵ , and δ_{AUA}) are identical to the previous type of branched
30 molecules and described in Table 1. NVT Gibbs ensemble Monte Carlo simulations for the 2,3-dimethyl
31 butane using the new torsion potential have been performed using a standard procedure previously
32 described for other molecules [14]. We computed different thermodynamic properties such as the liquid
33 density, the saturation pressure, and the vaporization enthalpy at 423 K and our simulation results can be
34 observed in Table 3. We found good agreement with experimental data with an absolute average deviation
35 of 0.7% for the liquid density, 10.6% for the saturation pressure and 2.2% for the enthalpy of vaporization
36 at 423 K.
37
38
39
40
41
42
43
44
45

46 The procedure employed to fit this kind of intermolecular potentials, using equilibrium
47 thermodynamic properties (either for intra- and inter-molecular parameters), permits a high degree of
48
49
50
51
52
53
54
55
56
57
58
59
60

accuracy to reproduce thermodynamic properties, but does not guarantee a correct description of the transport properties. That's why we have decided to also modify the torsion potential of this type of branched molecule. Then, in the case of molecules having two branched methyl groups in adjacent carbons, four contributions should be added to the total torsion as can be seen in the Newman representation of Figure 4(b). The bending angle θ was fixed to equilibrium value of 112° for the double branched alkane around adjacent carbon atoms. In this case U_T becomes,

$$U_T(\varphi, \theta) = 2[c_0' + c_1 \cos(\varphi + \theta) - c_2 \cos(2\varphi + 2\theta) + c_3 \cos(3\varphi + 3\theta) + c_0' + c_1 \cos(\varphi - \theta) - c_2 \cos(2\varphi - 2\theta) + c_3 \cos(3\varphi - 3\theta)] \quad (13)$$

$$U_T(\varphi, \theta) = 4c_0' + 4c_1 \cos(\varphi) \cos(\theta) - 4c_2 \cos(2\varphi) \cos(2\theta) + 4c_3 \cos(3\varphi) \cos(3\theta) \quad (14)$$

Equation (14) is used to represent U_T^{new} and U_T^{old} and the trigonometric function U_S

$$U_S(\varphi, \theta) = As \left[2 + 2 \cos(3\varphi) \left(\sin^2 \left(3 \frac{\theta}{2} \right) - \cos^2 \left(3 \frac{\theta}{2} \right) \right) \right] \quad (15)$$

Finally, the new global potential U_T^{new} (Figure 4(a)) is obtained and the a_i parameters can be computed following the procedure employed in the two previous cases. The new parameters of the individual torsion potential are shown in table 2 and in Figure 4(b).

Results

Evaluation of the optimised potential

The modified torsion potential was tested on three different molecules at liquid state (1 bar), 2-methyl pentane at 273 K, 2,2-dimethyl pentane at 273 K and 2,3-dimethyl pentane at 303 K. For each molecule the density of the system was determined in NPT calculations at the desired temperature and pressure during 1ns run. The resulting density was used to produce a trajectory run of 2ns using the canonical Nosé-Hoover [50] NVT ensemble with a coupling constant of 0.1 ps^{-1} . All tests were performed

1
2 with 250 molecules and the rest of simulation details (cut-off, long-range corrections, etc) are similar to
3 those described in the methodological section.
4

5 6 *Equilibrium distribution and internal dynamics* 7

8
9 The distribution of dihedral angles of molecules of type A, involving the methyl group in position 2 (see
10 Figure 1(a)), for the 2-methyl pentane molecule can be seen in figure 2(c). As expected the increment in
11 the energetic barrier modifies the form of the distribution of molecules around equilibrium configurations,
12 i.e. at values of the dihedral angle ϕ of 0° and 120° approximately, however, the distribution of molecules
13 in Gauche/Trans conformations is not affected. For instance, we can observe that the percentage of
14 molecules in Gauche/Trans conformations remains constant in all cases (41% / 59% for AUA4; 41% /
15 59% for AUA4m (+15%) and 43% / 57% for AUA4m (+40%)). The effect of these modifications on the
16 thermodynamic properties of 2-methyl pentane computed with the original AUA4 model and the new one
17 is very small, < 0.3% of absolute deviation for liquid density, < 3% for the saturation pressure and < 0.7%
18 for the vaporisation enthalpy.
19
20
21
22
23
24
25
26
27

28 The differences in the dihedral angle distribution of molecules of type B, involving two methyl groups in
29 position 2-2 (see Figure 1(c)), for 2,2-dimethyl pentane can be observed in Figure 3(c). In general we
30 observe a correlation between increments of the energetic barrier with the increase of the population of
31 molecules at equilibrium configurations. Again, we observe a constant ratio of Gauche/Trans
32 conformations for this molecule (31% / 69% for AUA4; 32% / 68% for AUA4m (+15%) and 33% / 67%
33 for AUA4m (+40%)). In this case the difference in the behaviour of thermodynamic properties between
34 the original AUA4 model and the new model are < 0.5% of deviation for liquid density, < 1.7% for the
35 saturation pressure and < 0.9% for the vaporisation enthalpy.
36
37
38
39
40
41
42

43 Finally, the angle distribution of model type C involving the two methyl groups in position 2-3 (see
44 Figure 1(e)) for the 2,3-dimethyl pentane can be seen in Figure 4(c). In this particular case, we have
45 observed a very small difference in the Gauche/Trans conformations (18% / 82% for AUA4; 21% / 79%
46
47
48
49
50
51
52
53
54
55
56
57
58
59
60

1
2 for AUA4m (+15%) and 22% / 78% for AUA4m (+40%). This fact comes from the small difference
3 (<5%) in the position of the minima of the torsion potential observed in Figure 4(b) at about 106°. This
4 fact does not significantly affect the thermodynamic behaviour between the two models to reproduce
5 several thermodynamic properties. For instance, we observe a difference of 0.1%, 4.5% and 0.4% for the
6 density, saturation pressure and heat of vaporisation respectively between the AUA4 and the AUA4m
7 model for this particular molecule.
8
9
10
11
12

13 We have also analysed the effect of the modification of the torsion potential on the internal
14 dynamical properties of the three different molecules studied. For instance, we have computed the
15 autocorrelation function (ACF) of the dihedral angle (see definition of $\cos(\varphi)$ in eq. (4)), defined as,
16
17

$$C_i(t) = \frac{\langle \cos(\varphi_i(t)) \cdot \cos(\varphi_i(0)) \rangle - \langle \cos(\varphi_i(0)) \rangle^2}{\langle \cos^2(\varphi_i(0)) \rangle - \langle \cos(\varphi_i(0)) \rangle^2} \quad (16)$$

18 where $\varphi_i(t)$ is the dihedral angle of a given set i of four neighbouring carbon atoms in the hydrocarbon
19 chain at time t . As it can be expected the decay time of the torsion autocorrelation function (defined in eq.
20 (16)) is strongly affected by the modifications of the energetic barriers on the torsion potential. The
21 comparison of the dihedral angle ACF for the different models and torsion potentials tested can be
22 observed in Figure 5. In the case of 2-methyl pentane (Figure 5(a)), we show the torsion concerning the
23 methyl group in position 2. The increase of the barrier strongly affect the relaxation of the molecule
24 around the branched methyl group, as revealed by the decay time obtained by a simple exponential fit of
25 the three different lines, i.e. 36.2 ps for the AUA4 model, 72.78 ps for the AUA4m (+15%) and 408.4 ps
26 for the AUA4m (+40%).
27
28
29
30
31
32
33
34
35
36
37
38
39

40 For the 2,2-dimethyl butane (Figure 5(b)), we show the torsion dynamics around the quaternary
41 carbon C in position 2 (see Figure 1(c)). In this case the variation of the ACF is less pronounced than in
42 the previous case due to the fact that the molecule is slightly smaller. Here we have obtained values for the
43 relaxation time of 20.2 ps for the AUA4 model, 36.3 ps for the 15% and 115.93 ps for the case of 40% of
44 increment in the energetic barrier, respectively. For the 2,3-dimethyl pentane (Figure 5(c)), we show the
45
46
47
48
49
50
51
52
53
54
55
56
57
58
59
60

torsion dynamics around the tertiary carbon CH in positions 2 and 3 (see Figure 1(e)). In this case the relaxation times are longer than those of the two other molecules, i.e. 53.4 ps for the AUA4 model and 119.7 ps for the 15% and 509.8 ps for the 40% of increment in the energetic barrier, respectively. The order of magnitude of the relaxation times obtained for the torsions using 40% of increment in the energetic barrier are in perfect agreement with the values obtained in our previous work for the optimization of the AUA4m potential for n-alkane molecules [25]. In this case we expect longer relaxation times due to the presence of the branched atoms. This global agreement in the relaxation times is important since we would like to have a coherent set of parameters to apply the new potential of branched alkanes in mixtures containing lineal n-alkane molecules.

The internal dynamics of hydrocarbons can be analyzed through the internal relaxation times [51] experimentally reported by NMR ^{13}C T1 spin lattice relaxation of the CH dipole vectors of the different carbon atoms of hydrocarbon molecules. We have computed the internal relaxation of the unitary vector \hat{e}_i , describing the displacement δ_{AUA} of the AUA intermolecular potential model at different positions inside the hydrocarbon chain. This vector is intended to mimic the geometrical position of the valence electrons of the CH_i group, which is equivalent to the vector describing the geometrical position of all the hydrogen atoms not explicitly described in this kind of united atom type force field. The rotational correlation time of each vector inside the hydrocarbon chain was computed according to [51].

$$\tau_{C_i} = \int_0^\infty \langle P_2(\hat{e}_i(t) \cdot \hat{e}_i(0)) \rangle dt \quad (17)$$

where P_2 is the Legendre polynomial of second order. As in our previous work for n-alkanes [25] we do not describe the relaxation time of the hydrogen atoms in methyl groups (CH_3) at the end of the chain. Since the AUA representation uses neighbouring atoms to compute the direction of the δ_{AUA} vector, we do not expect that this simplification can match the behaviour of these hydrogen atoms that are more mobile than internal hydrogen atoms due to steric reasons.

The variation of the relaxation time of the CH vector for the carbon atom at different position inside the chain for the molecules analyzed can be observed in Figure 5. For the case of 2-methyl pentane

Deleted: 51

Deleted: 51

1
2 we have computed the values for the CH_i groups in position 2, 3 and 4 (see Figure 1(a)). In this case we
3
4 observe how τ_{ci} (Figure 5(b)) presents a higher value for the CH vector of the tertiary carbon atom, the one
5
6 attached to the methyl group in position 2 than the rest of carbon atoms in the molecule (at position 3 and
7
8 4). The effect of the increment in the energetic barrier is to increase homogeneously the values of the
9
10 relaxation times of the CH vectors analysed, i.e. slowing down the reorientational dynamics of all the
11
12 internal carbon atoms. For the 2,2-dimethyl butane we have only computed the relaxation of the CH vector
13
14 of the CH₂ group in position 3 (see Figure 1 (c)) and the results can be observed in Figure 5 (e). In this
15
16 case the values of τ_{ci} are smaller than for the previous molecule, i.e. a faster relaxation. It is interesting to
17
18 analyse the reorientational time of the CH vectors for the third type of molecules, the 2,3-dimethyl
19
20 pentane, in Figure 5(f). The variation of τ_{ci} in function of the position of the carbon atom inside the chain
21
22 shows a maximum value for the CH vector in position 3. This fact is expected since the torsion involving
23
24 the two carbon atoms at position 2 and 3 are not symmetric with respect to the end of the chain, i.e. the
25
26 atom in position 3 is involved in more torsions than the atom in position 2. It would be interesting to
27
28 compare these relaxation times with NMR ¹³C spin lattice experimental data of branched alkanes at the
29
30 same thermodynamic conditions in order to validate our calculations. However, we can observe that the
31
32 values of the reorientational time τ_{ci} for the three different branched molecules analysed in this work show
33
34 are of the same order of magnitude with those observed for the case of n-alkane molecules [25].

35 *Shear viscosity of branched alkanes*

36
37
38 Simulation results for the density and shear viscosity of different short branched alkane molecules (C5-
39
40 C7) computed using both AUA4 and AUA4m models are compared with the available experimental data
41
42 in Table 4 ([49], [52], [53], [54]). We have included in our comparison different molecules representing
43
44 the three types of molecules optimised in this work (A, B, C). In general, for branched molecules of type
45
46 A, we observe an average deviation (AAD) of about 24% AUA4 and 18% for the AUA4m. The accuracy
47
48 obtained using the new potential on this kind of molecules is in perfect agreement with the deviation
49
50
51
52
53
54
55
56
57
58
59
60

1 observed for small linear n-alkane molecules with the AUA4m model [25] (~19% of AAD for n-pentane).

2
3
4 The liquid density is reproduced with high accuracy by both models (less than 1%).

5
6 In the case of molecules with two branched methyl groups on the same carbon (molecules of type B), we
7 observe that the AUA4m model does not behaves as well as in the previous case. We obtain an AAD of
8 43% and 38% for the AUA4 model and AUA4m model, respectively. The density is well reproduced by
9 the models with an AAD < 1%. We observe that the AUA representation shows important limitations to
10 reproduce the experimental shear viscosity of small molecules with "star" forms, like the 2,2-dimethyl
11 butane due to the absence of explicit hydrogen atoms in the model. In this particular molecule, the
12 presence of three methyl groups plays an important role on the friction between molecules. This fact
13 becomes evident if we compare the difference in viscosity between three branched C6 isomer molecules
14 but having different number and position of methyl groups in Figure 6(a). For instance, we can see how
15 the AUA model is not able to follow the trend observed in the experimental data at 273 K and 1bar (212
16 $\mu\text{Pa}\cdot\text{s}$ for the 2-methyl pentane, 395 $\mu\text{Pa}\cdot\text{s}$ for the 3-methyl pentane and 477 $\mu\text{Pa}\cdot\text{s}$ for the 2,2-dimethyl
17 butane). If we increase the size of the chain, the importance of the hydrogen atoms of the methyl groups
18 becomes less important for the viscosity, since the effect of the torsion potential becomes also important.
19 This fact can be clearly seen in Figure 6(b), when comparing the same type of molecules than in Figure
20 6(a) but slightly longer. In this case only the new AUAm model follows the change in the shear viscosity
21 with the number and position of methyl groups inside of the chain observed experimentally.

22
23 For the last type of molecules (type C), we have obtained an AAD of 20% for the AUA4 and 15% for
24 the AUA4m. We have compared our simulation results with experimental data at different pressures up to
25 600 bars at two different isotherms (303.25 K and 333.15 K) in Table 4. We observe a good agreement
26 between the experimental data and the results obtained with the optimised AUA4m model. It is interesting
27 to compare the behaviour observed between this type of molecules, presenting two methyl groups at
28 adjacent carbon positions, and the previous group (B). Here the effect of increasing the energetic barrier
29 increases the accuracy of the viscosity of 2,3-dimethyl pentane of about 25% for the new model with
30
31
32
33
34
35
36
37
38
39
40
41
42
43
44
45
46
47
48
49
50
51
52
53
54
55
56
57
58
59
60

1
2 respect to the original one. Again we have obtained an AAD of $< 2\%$ for the liquid density for both
3
4 models.

5
6 The comparison of the simulation results and the available experimental data ([55], [56]) for the liquid
7
8 density and the shear viscosity of different C8-C10 branched molecules can be seen in Table 5. In this
9
10 case, we observe a better performance of both potentials (AUA4 and AUA4m) than in the case of smaller
11
12 molecules (C5-C7). Here, the optimised AUA4m potential presents a global AAD of 1.4%, 18.8% and
13
14 7.9% for molecules of type (A), (B) and (C), respectively (the original AUA4 model presents an AAD of
15
16 9.1%, 23% and 25%, respectively). This behaviour is expected since the optimisation of the torsion
17
18 potential works better for longer alkane chains [25] as can be seen in Figure 6(c). Here, we have computed
19
20 the variation of the shear viscosity at 298 K and 1 bar with the chain length for molecules having a methyl
21
22 group in position 2.

23
24 The comparison of the global AAD between the AUA4 model and the AUA4m model for the three
25
26 different types of molecules studied here can be observed in Figure 7. In general we obtain a global
27
28 performance of about 16.5% of AAD for the shear viscosity with the new AUA4m model, which is less
29
30 than the 24% obtained with the original AUA4 model.

31 *Shear viscosity of olefins*

32
33
34
35 The dynamical behaviour of olefins reproduced by the AUA4 model has not been tested in the past.
36
37 We have decided to do it here since our objective is to perform a molecular simulation of fuel gasoline,
38
39 which may contains up to 10% of this kind of hydrocarbons. The AUA4 model of olefins developed by
40
41 Bourasseau et al. [16] presents a good performance reproducing thermodynamic properties ($< 1.3\%$ for
42
43 liquid density, $< 2.1\%$ for the enthalpy of vaporisation and $< 11\%$ for the saturation pressure). The
44
45 intermolecular potential parameters can be seen in Table 1 and Table 2. Olefins are more rigid than n-
46
47 alkane molecules, that's why our preliminary tests, trying to modify the torsion parameter, reveal that this
48
49 kind of molecule is insensitive to this procedure. We have then decided to keep unchanged the parameters
50
51
52
53
54
55
56
57
58
59
60

1
2 of the original AUA4 model. The comparison between the available experimental data ([55], [49]) and our
3 simulation results for the density and the shear viscosity for small olefins such as 1-butene, trans-2-butene,
4 1-hexene and trans-2-hexene can be observed in Table 6. We have obtained a good agreement between the
5 experimental data and the results computed with the AUA4 model with an AAD of 11.9% for the shear
6 viscosity and less than 0.6% for the liquid density.
7
8
9
10

11 *Molecular simulation of fuel gasoline*

12
13
14
15 The development of a new generation of flexi-fuel motor engines, working at blend composition of
16 gasoline and bio-ethanol requires the knowledge of thermophysical properties of complex mixtures at
17 different thermodynamic conditions. A systematic campaign of experimental data acquisition on these
18 cases can be expensive. Molecular simulation can be used as a good alternative to obtain these properties,
19 however, the description of real complex mixtures such as those present in fuels represent a great
20 challenge. The problem comes from the fact that real fuels may have more than 200 chemical compounds
21 grouped in several families of hydrocarbons, i.e. n-alkanes (also known as normal paraffins), branched
22 alkanes, cyclic alkanes (naphtens), olefins, aromatics and other chemical species such as oxygenated and
23 sulphur compounds. Following previous experience on simulating complex mixtures such as natural
24 condensate gases [57], we have reduced the number of compounds to 12 in order to perform molecular
25 simulations. We propose in this work a consistent methodology to represent the composition of standard
26 gasoline fuels by the use of limited amount of compounds. To achieve this simplification we have applied
27 a lumping method called "dynamical cluster" [58]. This method is commonly applied in the oil industry to
28 simplify the thermodynamic representation of complex streams by a reduced number of "pseudo
29 components". These components do not necessarily correspond to an exact physical chemical
30 compound. However, in our particular case we have done an additional final step to "match" (also known
31 as delumping) as accurately as possible the hypothetical pseudo component with real chemical species in
32 order to perform molecular simulations on a specific mixture.
33
34
35
36
37
38
39
40
41
42
43
44
45
46
47
48
49
50
51
52
53
54
55
56
57
58
59
60

Deleted: nuées dynamiques

1
2
3
4
5 *Method for gasoline fuel lumping*
6
7

8
9 As mentioned before the aim of a lumping method is to represent a fuel oil with a reduced number
10 of components without losing too much information on this fuel. One of the methods used for this purpose
11 is to consider all the components of the detailed composition of the fuel and then regroup them into a
12 given number of pseudo components. Properties of each pseudo component are then estimated as function
13 of the properties of initial components (i.e. the real detailed composition) present in the corresponding
14 pseudo component. Properties of each pseudo component are then estimated as function
15 of the properties of initial components (i.e. the real detailed composition) present in the corresponding
16 pseudo component.
17
18
19

20 *Obtaining a detailed composition of the fuel*
21
22

23 Main properties of each component of the fuel such as critical properties (temperature T_c , pressure
24 P_c at least), molecular weight M_w , acentric factor ω , carbon to hydrogen ratio C/H ... etc) must be known.
25 In this case we have used a standard gasoline. This is a typical standard gasoline fuels used in car engines
26 where a Gas Chromatography analysis, using an adapted Carburane® analysis tools ([59], [60]), allows to
27 identify very precisely all the components of the fuel (more than 250). The volume distribution of the main
28 chemical species and the size of hydrocarbons chains can be observed in Table 7. The DIPPR
29 thermodynamic properties data base [49] is then used to associate as many as possible components with
30 their thermodynamic properties. In this work it was decided to group, in a first lumping step, the
31 components of a same chemical family (n-paraffin, iso-paraffin, aromatics, naphthens ... etc.) and same
32 number of carbon in order to reduce the number of initial components and to avoid components without all
33 their thermodynamic properties precisely defined. It is thus possible to go from more than 250 components
34 identified with a group contribution analysis to about 50 real components without losing much information.
35
36
37
38
39
40
41
42
43
44
45
46
47
48
49
50
51
52
53
54
55
56
57
58
59
60

1
2 with a classical gas chromatography analysis) then the detailed composition is obtained with a "breakdown"
3
4 accomplished on a True Boiling Point (TBP) curve [61]. The complete procedure of the lumping method
5
6 can be observed in the Appendix 2.
7

8 *Lumping of a standard non oxygenated gasoline*

9

10
11 We have decided to use 12 pseudo components for which values of T_c , P_c , V_c , ω , molecular
12
13 weight, C number and C/H ratio are obtained during the lumping procedure. We have not included the
14
15 oxygenated compounds in our "hypothetical gasoline" since these additives of gasoline presents a global
16
17 composition of less than 3%, and because we will study the influence of these compounds in a future
18
19 work. The result of the lumping methodology applied to the experimental composition of gasoline and the
20
21 assignment of chemical compounds for each pseudo component can be observed in Table 8. The physical
22
23 properties obtained in the lumping procedure allow us to assign a chemical compound to each pseudo
24
25 component. This ideal gasoline contains about 36% of aromatics, 16% of normal paraffins, 30% of iso-
26
27 paraffins (with almost half of the composition concerns the 2,2,4-threemethyl-pentane or iso-octane) and
28
29 16% of olefins. For this particular choice cyclic (saturated) alkanes are not represented, however this is not
30
31 a serious problem due to the low concentration of this kind of compounds in the real gasoline (less than
32
33 5%).

34 In order to check, in a qualitative way, the assignment of components (or delumping) we have
35
36 computed a Monte Carlo simulation in the Gibbs ensemble with the global composition, the pressure and
37
38 the temperature fixed at 400 K and 5 bar, respectively. The results are shown in table 8 and compared with
39
40 the composition obtained with the pseudo components at the same thermodynamic conditions. We observe
41
42 a global agreement in the composition of both phases.
43

44 *Simulation of viscosity of gasoline fuel*

45
46
47
48
49
50
51
52
53
54
55
56
57
58
59
60

1
2 The different chemical compounds of our synthetic gasoline are described by the three different
3 types of AUA intermolecular potentials for which its dynamical behaviour was checked at different
4 thermodynamic conditions. The n-alkanes and branched alkanes are treated by the new torsion potential of
5 the AUA4m model developed in this work and in ref [25]. Olefins are described using the AUA4 model
6 developed in ref [16] and our calculation on the shear viscosity reveal that this potentials are accurate
7 enough to be used without modifications. Aromatics are represented by a recent ch-AUA4 model that
8 includes the electrostatic interactions of this kind of compounds ([20], [21], [62]). In this case, we have
9 verified the dynamical behaviour computing the shear viscosity and the density of the 1,2,4-trimethyl
10 benzene at 298.15 K and 400 K at saturation in Table 6. We have obtained an AAD of 0.35% for the liquid
11 density and 2.4% for the shear viscosity. After this verification of the validity of the different chemical
12 compounds used in our model gasoline we are able to describe its dynamical behaviour with confidence.

22 According to international standards, the shear viscosity of a gasoline must be between 370 $\mu\text{Pa}\cdot\text{s}$
23 and 440 $\mu\text{Pa}\cdot\text{s}$ and the liquid density between 694 kg/m^3 and 794 kg/m^3 at 293 K at ambient pressure ([63],
24 [64]). We have performed molecular dynamics simulations in the NPT ensemble using the composition
25 obtained in Table 8 to compute the shear viscosity and density of our gasoline model at 293.15 K and 1bar
26 and at 313 K and 1 bar. We have obtained a shear viscosity of 350.1 ± 30 $\mu\text{Pa}\cdot\text{s}$ and a liquid density of
27 746.9 ± 0.2 kg/m^3 at 293 K and a viscosity of 285.0 ± 20 $\mu\text{Pa}\cdot\text{s}$ and a liquid density of 728.1 ± 0.3 kg/m^3 at
28 313 K. As can be observed in Table 8, our simulation results are in agreement with the accepted range for
29 the value of the density and slightly lower for the value of the shear viscosity (approximately 5.7% of
30 AAAD with respect to the lower limit of the viscosity range) at 293.15 K. In addition, we have used
31 correlation equation of Lohrenz et al. [66] (LBC), which is well adapted to describe hydrocarbon mixtures,
32 to compare with our simulation results in Table 7. We can observe a reasonable agreement between our
33 calculations and the results obtained with the LBC correlation. It is important to remark that this type of
34 equation is useful at near ambient conditions; however, they can not be applied to estimate the viscosity of
35 fuels at extreme pressure under injection conditions like the ones encountered in motor engines. Finally,
36
37
38
39
40
41
42
43
44
45
46
47
48
49
50
51
52
53
54
55
56
57
58
59
60

Deleted: 405,4

Deleted: 1

Deleted: 747.7

Deleted: 300.2

Deleted: 729.05

Deleted: for both properties (density and viscosity)

Deleted: and, also with other experimental measurements on synthetic gasoline fuels [65].

Deleted: good

1
2 we have estimated the shear viscosity of our fuel mixture at 313,15 K from ambient pressure up to 2500
3 bar and the results can be observed in Table 8.
4
5
6
7

8 **Conclusions**

9
10
11 The Anisotropic United Atom (AUA4) model for branched alkanes was optimised in order to better
12 reproduce dynamical properties such as the shear viscosity by means of an increment of the energetic
13 barriers of the torsion potential. The new potential (AUA4m) presents a general dynamic behaviour which
14 is compatible with the AUA4m model for n-alkane molecules [25] and preserves the accuracy achieved for
15 thermodynamic properties in the AUA(4) model for the density, vapour pressure, enthalpy of vaporisation
16 and the percentage of molecules in trans/gauche conformation. The improvement on the shear viscosity
17 was validated by a systematic comparison of our simulation results on 13 different types of molecules with
18 the available experimental data at different temperatures and pressures. In general, we observe that the
19 new potential has an AAD of about 16.5%, which is substantially lower than the 24% obtained with the
20 original AUA4 model. Our simulation results on olefin hydrocarbons reveal that the AUA4 model is
21 accurate enough to reproduce experimental shear viscosity data with an AAD of 12%.
22
23
24
25
26
27
28
29
30

31
32 A consistent lumping methodology has been applied to simplify the composition of different
33 chemical species present in real fluids like fuel gasoline. The resulting synthetic gasoline composition was
34 then represented by the AUA model for different chemical species (i.e. n-alkanes, branched alkanes,
35 olefins and aromatics) to perform molecular simulations. The simulation results of the shear viscosity of
36 the synthetic gasoline are in good agreement with the experimental data and correlation estimation of shear
37 viscosity at ambient conditions. Simulations were then extended to predict the shear viscosity of a model
38 gasoline at extreme pressure conditions.
39
40
41
42
43
44

45 The present work represents a good example of the potentialities of the application of molecular
46 simulation techniques to challenging problems encountered in industrial applications. The success of this
47
48
49
50
51
52
53
54
55
56
57
58
59
60

1
2 contribution relies on the development of transferable and accurate intermolecular potentials and
3
4 simulation methods, able to predict thermo physical properties of real fluids in a wide range of
5
6 thermodynamic conditions.
7

8 **Acknowledgements**

9
10 The authors would like to thank Philippe Ungerer for fruitful discussions about the liquid-vapour
11
12 simulations of complex mixtures. In addition, we would like to thank Pascal Mougin and Nicolas Ferrando
13
14 for their help in the use of the correlative models and Rafael Lugo for the description of physical
15
16 properties of gasoline fuels.
17

18 **Appendix**

19 **1. Expressions of torsion potential**

20
21 There are different trigonometric expressions to describe the torsion potential. For instance, eq. (5) can
22
23 be expressed as,
24

$$25 U_i(\varphi) = \sum_{i=0}^4 a_i \cos^i(\varphi) = a_0 + \frac{a_2}{2} + \left[a_1 + 3\frac{a_3}{4} \right] \cos(\varphi) + \frac{a_2}{2} \cos(2\varphi) + \frac{a_3}{4} \cos(3\varphi) \quad (18)$$

26
27 here, the number of parameters a_i $i > 4$ are zero for the case of branched alkanes. We can compare the
28
29 right hand side of eq. (18) with the standard form of the torsion potential in Fourier
30
31 series,
32
33

$$34 a_0 + \frac{a_2}{2} + \left[a_1 + 3\frac{a_3}{4} \right] \cos(\varphi) + \frac{a_2}{2} \cos(2\varphi) + \frac{a_3}{4} \cos(3\varphi) = c_0 + c_1 [1 + \cos(\varphi)] + c_2 [1 - \cos(2\varphi)] + c_3 [1 + \cos(3\varphi)] \quad (19)$$

35
36 Then, in the case of our optimisation, we can convert coefficients c_i on a_i and vice versa with the
37
38 following matrix,
39
40
41
42
43
44
45
46
47
48
49
50
51
52
53
54
55
56
57
58
59
60

$$\begin{pmatrix} c_0 \\ c_1 \\ c_2 \\ c_3 \end{pmatrix} = \begin{pmatrix} 1 & -1 & 1 & -1 \\ 0 & 1 & 0 & 3/4 \\ 0 & 0 & -1/2 & 0 \\ 0 & 0 & 0 & 1/4 \end{pmatrix} * \begin{pmatrix} a_0 \\ a_1 \\ a_2 \\ a_3 \end{pmatrix} \quad (20)$$

2. Regroup initial components into pseudo components: Lumping.

The method used in this work is the so called lumping by "dynamical cluster" [58]. Main stages are given below:

Deleted: nuées dynamiques

Deleted: 58

Deleted: 55

- A number n of pseudo components (or classes) is chosen.
- n major components of the detailed composition are chosen as initial centres.
- Calculation of normalized properties PropN_{ik} of each component i and property k according to,

$$\text{PropN}_{ik} = \frac{\text{Prop}_{ik} - \text{Min}(\text{Prop}_{ik}, x)}{\text{Max}(\text{Prop}_{ik}, x) - \text{Min}(\text{Prop}_{ik}, x)} \quad (21)$$

where $\text{Min}(\text{Prop}_{ik}, x)$ and $\text{Max}(\text{Prop}_{ik}, x)$ are respectively the minimum and maximum values of the k^{th} property among the x components i of the detailed composition. This calculation modifies all the properties to be in the range 0 to 1 and ensure that all the properties have the same weight. Most used properties are (Tc, Pc, Vc, Mw, ω , and C/H ratio).

- Each component is allocated to the nearest centre. To do so, distances of each component (i) to all the centres (c) are calculated as follow:

$$d_{ic} = \sum_{k=1}^{NP} P_k \left| \text{PropN}_{ik}^2 - \text{PropN}_{ck}^2 \right| \quad (22)$$

where NP is the number of properties to be used, PropN_{ik} is the *k*th normalized property of component *i*, and P_k is the weight the user wants to apply on a specific property. In this work P_k will be equal to 0 or 1 (if one property is used or not in the determination of d_{ic}).

- e) Centres (c) of all the classes are then calculated with molar fraction x_i and properties PropN_{ik} of components included in the class :

$$\text{PropN}_{ck} = \frac{\sum x_i \text{PropN}_{ik}}{\sum x_i} \quad (23)$$

- f) These centres (c) are considered as new centres of the n classes. New distances as obtained in stage d) are then calculated and an iterative calculation begins. The calculation stops when no component changing classes from one stage to the next one.

Estimate properties of pseudo components:

The procedure to determine the physical properties of each pseudo component is resumed here and in Figure 8,

- a) Properties independent of temperature such as T_c, P_c, V_c, M_w, ω, number of carbon atoms in the molecule and number of hydrogen atoms (Prop_k)_{pseudo i} of each pseudo component are estimated from corresponding properties of initial components being part of the pseudo component:

$$\text{Prop}_k)_{\text{pseudo } i} = \frac{\sum_{j \in i} x_j \text{Prop}_{jk}}{\sum_{j \in i} x_j} \quad (24)$$

Critical volume V_c)_{pseudo i} of each pseudo component *i* is estimated with a different equation :

$$V_c)_{pseudo\ i} = \frac{\sum_{j \in i} \sum_{k \in i} x_j x_k \left\{ \frac{[V_c)_j]^{1/3} + [V_c)_k]^{1/3}}{2} \right\}^3}{\sum_{i \in c} x_j x_k} \quad (25)$$

where x_j is the molar fraction of the initial component j and $V_c)_j$ is the critical volume of the initial component j (part of the pseudo i).

The critical compressibility factor $Z_c)_{pseudo\ i}$ of pseudo i is estimated with the equation defining this factor :

$$Z_c)_{pseudo\ i} = \frac{P_c)_{pseudo\ i} V_c)_{pseudo\ i}}{R T_c)_{pseudo\ i}} \quad (26)$$

The Normal Boiling Point (NBP) temperature and the molar volume at NBP are estimated with the equation of state of Peng and Robinson [67] using the necessary properties defined above (T_c , P_c , V_c , M_w , ω).

Bibliography

-
- [1] Regulation EC No 715/2007 of the European Parliament and of the council, "on type approval of motor vehicle respect to emissions from light passenger and commercial vehicles (Euro 5 and Euro 6) and on access to vehicle repair and maintenance information". <http://www.eur-lex.europa.eu>
- [2] Mehrotra, A. "Generalized one-parameter viscosity equation for light and medium liquid hydrocarbons", *J. Eng. Chem. Res.* **30** (1991), pp. 1367-1372.
- [3] Marano, J. J., Holder, G. D. "A general equation for correlating the thermophysical properties of n-paraffins, n-olefins, and other homologous series. 3. Asymptotic behaviour correlations for thermal and transport properties". *Ind. Eng. Chem. Res.* **36** (1997), pp. 2399-2408.
- [4] Jorgensen, W., Madura, J. D., and Swenson, C. J. "Optimized intermolecular potential functions for liquid hydrocarbons " *J. Am. Chem. Soc.* **106** (1984), pp. 6638-6646.
- [5] Smit, B., Karaboni, S., and Siepmann, J. I. "Computer simulations of vapor-liquid phase equilibria of n-alkanes" *J. Chem. Phys.* **102** (1995), pp. 2126-2140.
- [6] Martin, M. G., and Siepmann, J. I. "Transferable Potentials for Phase Equilibria. 1. United-Atom Description of n-Alkanes " *J. Phys. Chem. B* **102** (1998) pp. 2569-2577.
- [7] Nath, S. A., Escobedo, F. A. and de Pablo, J. J. "On the simulation of vapor-liquid equilibria for alkanes" *J. Chem. Phys.* **108** (1998), pp. 9905-9911.

- 1
2
3 [8] Toxvaerd, S. "Molecular dynamics calculation of the equation of state of alkanes" *J. Chem. Phys.* **93**
4 (1990), pp. 4290-4295.
5 [9] Padilla, P., and Toxvaerd, S. "Self-diffusion in n-alkane fluid models" *J. Chem. Phys.* **94** (1991), pp.
6 5650-5654.
7 [10] Toxvaerd, S. "Equation of state of alkanes II" *J. Chem. Phys.* **107** (1997), pp. 5197-
8 [11] Dysthe, D., Fuchs, A. H., and Rousseau, B. "Fluid transport properties by equilibrium molecular
9 dynamics. III. Evaluation of united atom interaction potential models for pure alkanes" *J. Chem. Phys.* **112**
10 (2000), pp. 7581-7590.
11 [12] Siepmann, J. I., Martin, M. G., Mundy, C. J., and Klein, M. L. "Intermolecular potentials for branched
12 alkanes and the vapour-liquid phase equilibria of n-heptane, 2-methylhexane, and 3-ethylpentane" *Mol.*
13 *Phys.* **90** (1997), pp. 687-694.
14 [13] Ungerer, P., Beauvais, C., Delhommelle, J., Boutin, A., Rousseau, B., and Fuchs, A. H.
15 "Optimization of the anisotropic united atoms intermolecular potential for n-alkanes" *J. Chem. Phys.* **112**
16 (2000), pp. 5499-5510.
17 [14] Bourasseau, E.; Ungerer, P.; Boutin, A.; and Fuchs, A. H. "Monte Carlo simulation of branched
18 alkanes and long chain n-alkanes with Anisotropic United Atoms intermolecular potential" *Mol. Sim.* **28**
19 (2002), pp. 317-336.
20 [15] Bourasseau, E.; Ungerer, P.; and Boutin, A. "Prediction of Equilibrium properties of cyclic alkanes by
21 Monte Carlo simulation-New Anisotropic United Atoms intermolecular potential-New transfer bias
22 method". *J. Phys. Chem. B* **106** (2002), pp. 5483-5491.
23 [16] Bourasseau, E., Haboudou, M., Boutin, A., and Fuchs, A. "New optimization method for
24 intermolecular potentials: Optimization of a new anisotropic united atoms potential for olefins: Prediction
25 of equilibrium properties". *J. Chem. Phys.* **118** (2003), pp 3020-3034.
26 [17] Delhommelle, J.; Tschirwitz, C.; Ungerer, P.; Granucci, G.; Millie, P.; Pattou, D.; and Fuchs, A. H.
27 "Derivation of an Optimized Potential Model for Phase Equilibria (OPPE) for Sulfides and Thiols" *J.*
28 *Phys. Chem. B* **104** (2000), pp. 4745-4753.
29 [18] Perez-Pellitero, J.; Ungerer, P.; and Mackie, A. D. "An Anisotropic United Atoms (AUA) Potential
30 for Thiophenes" *J. Phys. Chem. B* **111** (2007), pp. 4460-4466.
31 [19] Contreras-Camacho, R. O.; Ungerer, P.; Boutin, A.; and Mackie, A. D. "Optimized Intermolecular
32 Potential for Aromatic Hydrocarbons Based on Anisotropic United Atoms. 1. Benzene" *J Phys. Chem. B*
33 **108** (2004), pp. 14109-14114.
34 [20] Bonnaud, P., Nieto-Draghi, C., and Ungerer, P. "Anisotropic United Atom model including the
35 electrostatic interactions of benzene", *J. Chem. Phys. B* **111** (2007), pp 3730-3741.
36 [21] Nieto-Draghi, C., Bonnaud, P. and Ungerer, P. "Anisotropic United Atom model including the
37 electrostatic interactions of methyl-benzenes. I. Thermodynamic and Structural Properties", *J. Chem.*
38 *Phys. C* **111** (2007), pp. 15686-15699.
39 [22] Ahunbay, M. G.; Kranias, S.; Lachet, V.; and Ungerer, P. "Prediction of thermodynamic properties of
40 heavy hydrocarbons by Monte Carlo simulation" *Fluid Phase Equilib.* **224** (2004), pp.73-81.
41 [23] Contreras-Camacho, R. O.; Ungerer, P.; Ahunbay, M. G.; Lachet, V.; Perez-Pellitero, J.; and Mackie,
42 A. D. "Optimized Intermolecular Potential for Aromatic Hydrocarbons Based on Anisotropic United
43 Atoms. 2. Alkylbenzenes and Styrene" *J. Phys. Chem. B* **108** (2004), pp. 14115-14123.
44 [24] Ahunbay, M. G.; Perez-Pellitero, J.; Contreras-Camacho, R. O.; Teuler, J. M.; Ungerer, P.; Mackie,
45 A. D.; and Lachet, V. "Optimized Intermolecular Potential for Aromatic Hydrocarbons Based on
46 Anisotropic United Atoms. III. Polyaromatic and Naphthenoaromatic Hydrocarbons" *J. Chem. Phys. B.*
47 **109** (2005), pp. 2970-2976.
48 [25] Nieto-Draghi, C.; Ungerer, P.; and Rousseau, B. "Optimisation of the anisotropic united atoms
49 intermolecular potential for n-alkanes: Improvement of transport properties" *J. Chem. Phys.* **125** (2006),
50 No. 044517.
51
52
53
54
55
56
57
58
59
60

- [26] Bousasseau, E., Sawaya, T., Mokbel, I., Jose, J., and Ungerer, P. "Measurements and prediction of vapour pressures of 2,6,10,14-tetramethylpentadecane (pristane). Experimental and Monte Carlo simulation results" *Fluid Phase Equilib.* **225** (2004), pp. 49-57.
- [27] Lahtela, M., Pakkanen, T.A., and Nissfolk, F. "Molecular dynamics study of the conformational properties of branched alkanes", *J. Phys. Chem. A* **101** (1997), pp. 5949-5952.
- [28] Mondello, M., and Grest, G. "Molecular dynamics of linear and branched alkanes". *J. Chem. Phys.* **103** (1995), pp. 7156-7165.
- [29] Khare, R., de Pablo, J., and Yethiraj, A. "Rheological, thermodynamic, and structural studies of linear and branched alkanes under shear". *J. Chem. Phys.* **107** (1997), pp. 6956-6964.
- [30] Lee, S.H. "The rheology of 6-propyl duodecane and 5-butyl nonane by non-equilibrium molecular dynamics simulations". *Mol. Sim.* **22** (1999), pp. 271-284.
- [31] Moore, J. D., Cui, S. T., Cochran, H.D., and Cummings, P. T. "Rheology of lubricant basestocks: A molecular dynamics study of C₃₀ isomers". *J. Chem. Phys.* **113** (2000), pp. 8833-8840.
- [32] McCabe, C., Cui, S., Cummings, P. T., Gordon, P. A., and Saeger, R. "Examining the rheology of 9-octylheptadecane to giga-pascal pressures". *J. Chem. Phys.* **114** (2001), pp. 1887-1891.
- [33] McCabe, C., Manke, C. W., and Cummings, P. T. "Predicting the Newtonian viscosity of complex fluids from high strain rate molecular simulations". *J. Chem. Phys.* **116** (2002), pp. 3339-3342.
- [34] Cui, S. T., Cummings, P. T., Cochran, H. D., Moore, J. D., and Gupta, S. A. "Nonequilibrium molecular dynamics simulation of the rheology of linear and branched alkanes". *Int. J. Thermophys.* **19** (2004), pp. 449-459.
- [35] Kioupis, L. I., and Maginn, E. J. "Molecular simulation of poly-alpha-olefin synthetic lubricant: Impact of molecular architecture on performance properties". *J. Phys. Chem. B* **103** (1999), pp. 10781-10790.
- [36] Kioupis, L. I., and Maginn, E. J. "Impact of molecular architecture on the high-pressure rheology of hydrocarbon fluids". *J. Phys. Chem. B* **104** (2000), pp. 7774-7783.
- [37] Jabbarzadeh, A., Atkinson, J. D., and Tanner, R. I. "Effect of molecular shape on rheological properties in molecular dynamics simulation of Star, H, Comb, and linear polymer melts". *Macromol.* **36** (2003), pp. 5020-5031.
- [38] Dysthe, D. K., Fuchs, A. H., and Rousseau, B. "Fluid transport properties by equilibrium molecular dynamics. I. Methodology at extreme fluid states". *J. Chem. Phys.* **110** (1999), pp. 4047-4059.
- [39] Dysthe, D. K., Fuchs, A. H., and Rousseau, B. "Prediction of fluid mixture transport properties by molecular dynamics". *Int. J. of Thermophys.* **19** (1998), pp. 437-448.
- [40] Dysthe, D. K., Fuchs, A. H., Rousseau, B., and Durandeau, M. "Fluid Transport properties by equilibrium molecular dynamics. II. Multicomponent systems". *J. Chem. Phys.* **110** (1999), pp. 4060-4067.
- [41] Andersen, H. C. "Rattle: A "velocity" version of the shake algorithm for molecular dynamics calculations" *J. Comput. Phys* **52** (1983), pp. 24-34.
- [42] Berendsen, H. J. C., Postma, J. P. M., van Gunsteren, W. F., Di Nola, A., and Haak, J. R. "Molecular dynamics with coupling to an external bath" *J. Chem. Phys.* **81** (1984), pp.3684-3690.
- [43] Ungerer, P., Nieto-Draghi, C., Lachet, V. Wender, A., di Lella, A., Boutin, A., Rousseau, B., and Fuchs, A. "Molecular simulation applied to fluid properties in the oil and gas industry", *Mol. Sim.* **33** (2007), pp. 287-304
- [44] Panagiotopoulos, A. Z. "Direct determination of phase coexistence properties of fluids by Monte Carlo simulation in a new ensemble" *Mol. Phys.* **61** (1987), pp. 813-826.
- [45] Ewald, P.P. "Die Berechnung optischer und elektrostatischer gitterpotentiale". *Ann. Phys.* **64** (1921), pp. 253-287.
- [46] Vlught, T.J.H, Krishna R. and Smit, B. "Molecular Simulations of Adsorption Isotherms for Linear and Branched Alkanes and Their Mixtures in Silicalite ", *J. Phys. Chem B* **103** (1999), 1102-1118.

- [47] Martin G. and Siepmann, J. I. "Novel Configurational-Bias Monte Carlo Method for Branched Molecules. Transferable Potentials for Phase Equilibria. 2. United-Atom Description of Branched Alkanes" *J. Phys. Chem. B* **103** (1999), pp. 4508-4517.
- [48] Frisch M.J., Trucks G.W., Head-Gordan M., Gill P.M.W., Wong M.W., Foresman J.B., Johnson B.G., Schlegel H.B., Robb M.A., Replogle E.S., Andres J.L., Raghavachari K., Binkley J.S., Gonzalez C., Marin R.L., Fox D.J., Defrees D.J., Baker J., Steward J.J.P., and Pople J.A., Gaussian 98, Revision A6, Inc.: Pittsburgh, PA, 1998
- [49] DIPPR, Thermophysical Property Database, Thermophysical properties Laboratory, version 2005.
- [50] Nosé, S. "A unified formulation of the constant temperature molecular dynamics methods" *J. Chem. Phys.* **81** (1984), pp. 511-519. Hoover, W. G. "Canonical dynamics: Equilibrium phase-space distributions" *Phys. Rev. A* **31** (1985), pp. 1695-1697.
- [51] Lagüe, P., Pastor, R. W. and Brooks, B. R. "Pressure-Based Long-Range Correction for Lennard-Jones Interactions in Molecular Dynamics Simulations: Application to Alkanes and Interfaces" *J. Phys. Chem. B* **108** (2004), pp. 363-368.
- [52] Thorpe, T.E., and Roger, J.W. *Phil. Trans. Roy. Soc. (London)* **71** (1987), A187
- [53] Viswanath, D. S., and Natarajan, G. *Data book on the viscosity of liquids*, Hemisphere Publishing Corporation, USA, 1989.
- [54] Pensado, A.S., Comuñas, M.J.P, Lugo, L., and Fernández, J. "Experimental Dynamic Viscosities of 2,3-Dimethylpentane up to 60 MPa and from (303.15 to 353.15) K Using a Rolling-Ball Viscometer" , *J. Chem. Eng. Data* **50** (2005), pp. 849-855.
- [55] Yaws, C. L. *Chemical Properties Handbook: Physical, Thermodynamic, Environmental, Transport, Safety and Health Related properties for organic chemicals*, McGraw-Hill Handbook, USA 1999.
- [56] Chen H.W., and Tu, C.H., "Densities, Viscosities, and Refractive Indices for Binary and Ternary Mixtures of Acetone, Ethanol, and 2,2,4-Trimethylpentane", *J. Chem. Eng. Data* **50** (2005), pp. 1262-1269.
- [57] Lagache, M.H., Ungerer, P., and Boutin, A. "Prediction of thermodynamic derivative properties of natural condensate gases at high pressure by Monte Carlo simulation", *Fluid Phase Equilib.* **220** (2004), pp 211-223.
- [58] Montel, F., and Gouel, F., "A New Lumping Scheme of Analytical Data for Compositional Studies", SPE n° 13119, 59th Annual Technical Conference and Exhibition, Houston, Texas, September 16-19, 1984
- [59] Durand J.P., A. Fafet and A. Barreau, "Direct and Automatic Capillary GC Analysis for Molecular Weight Determination and Distribution in Crude Oils and Condensates up to C20", *J. of High Res. Chromatography*, 1989, p.203.
- [60] Durand J.P., Bre, A., Beboulene, J.-J., Ducrozet, A., and Carbonneaux, S. "Improvement of Simulated Distillation Methods by Gas Chromatography in Routine Analysis", *Oil & Gas Science and Technology, Revue de l'IFP* **54** (1999), pp. 431-438
- [61] A breakdown of the composition is obtained by the evaporation of the fluid at different temperatures (colled True Boiling Point). The vapor obtained at each step is then analyzed separately.
- [62] Nieto-Draghi, C., Bonnaud, P. and Ungerer, P. "Anisotropic United Atom model including the electrostatic interactions of methyl-benzenes. II. Transport Properties". *J. Chem. Phys. C* **111** (2007), pp 15942-15951.
- [63] Norm NF M07-086. European committee for standardization, <http://www.cen.eu>
- [64] API Alcohol and Ethers. A technical assessment of their applications as fuels and fuel components. API Publications 4621. 3rd Edition, June 2001.
- [66] Lohrenz, J., Bray, B.G., and Clark, C.R *J. Pet. Tech.* **16** (1964), pp. 1171-1176.
- [67] Peng, D.Y., and Robinson, D.B., "A New Two-Constant Equation of State", *Ind. Eng. Chem. Fundam.* **15** (1976), 15, p. 59

Table 1. Parameters of the AUA intermolecular potential used in this work. Molecular weight (Mw) in g/mol, (ϵ) in kJ/mol, (σ) and (δ AUA) in Å, bending constant (k_b) in kJ/mol, bond distance (d_{ij}) in Å and, charge in (e).

	Group	Mw	ϵ	σ	δ AUA	q
Alcanes ([13],[14]) (linear and branched)	CH3	15.03	120.15	3.607	0.216	0
	CH2	14.03	86.29	3.431	0.384	0
	CH	13.03	50.98	3.363	0.646	0
	C	12.03	15.04	2.44	0	0
	bond dcc	1.535				
	Bending	linear	θ_0 (deg)	114		$K_b=622.75058$
	branched	θ_0 (deg)	112		$K_b=604.45688$	
	C-(CH)-C					
	branched	θ_0 (deg)	109		$K_b=584.5656$	
	C-(C)-C					
Olefins [16]	CH2	14.03	111.1	3.48	0.295	0
	CH	13.03	90.6	3.32	0.414	0
	C	12.03	61.9	3.02	0	0
	bond dcc	1.535				
	bond dc=c	1.331				
	Bending	olefine	θ_0 (deg)	119.7		$K_b=1000.0$ (rigid)
	C=C-C					
aromatics ([20],[21])	CH3	15.03	120.15	3.607	0.216	0
	CH	13.03	75.6	3.361	0.315	0
	C	12.03	35.43	3.361	0	0
	+2q	0	0	0	0	8.13
	-q	0	0	0	0	-4.065
	bond dc=c	1.4				
	bond dcc	1.535				
	negative charge postion	z=+0.4 and z=-0.4	positive charge postion	y=z=0.0		

Table 2. Torsion parameters of the AUA intermolecular potential. Potential coefficients (a_i) in kJ/mol.

Single branched		AUA4m (this work)	
a_i	AUA4 [14]	CH _i -CH-CH ₂ -CH _i (15%)	CH _i -CH-CH ₂ -CH _i (40%)
a_0	3.1015	3.7699	4.8865
a_1	7.6409	9.6459	12.9978
a_2	2.2294	2.2294	2.2294
a_3	-14.4432	-17.1165	-21.5858
Double branched [47]		AUA4m (this work)	
a_i	AUA4	CH _i -C-CH ₂ -CH _i (15%)	CH _i -C-CH ₂ -CH _i (40%)
a_0	1.9176	2.1874	2.6639
a_1	5.7526	6.5618	7.9912
a_2	0.0	0.0	0.0
a_3	-7.6703	-8.7493	-10.6552
Double branched (adjacent carbons)		AUA4m (this work)	
a_i	AUA(4) (this work)	CH _i -CH-CH-CH _i (15%)	CH _i -CH-CH-CH _i (40%)
a_0	-1.0708	-0.5045	0.4801
a_1	3.6827	5.3821	8.3370
a_2	7.4678	7.4678	7.4678
a_3	-10.3251	-12.5911	-16.5309
Olefins [16]		AUA(4)	
a_i		CH ₂ =CH-CH ₂ -CH _i	
a_0		2.2645	
a_1		-7.7995	
a_2		1.8351	
a_3		9.4369	
a_4		0.0000	

Table 3. Comparison of thermodynamic properties of 2,3-dimethyl butane computed with the torsion potentials developed for the branched alkanes in adjacent carbons. Monte Carlo simulations in the Gibbs ensemble are compared with the experimental data of the DIPPR database (DIPPR, 2005) [49]. Liquid density (ρ) in kg/m^3 , saturation pressure (P^{sat}) in kPa, enthalpy of vaporisation (ΔH_{vap}) in kJ/mol.

	This work	Experimental data	Deviation (%)
ρ	515.6	519.3	0.7
P^{sat}	1024.2	925.6	10.6
ΔH_{vap}	20.441	20.007	2.2

Table 4. Comparison of the simulation results of the AUA4 and AUA4m models for different C5-C7 branched molecules. The experimental data are taken from ref. ([52], [53], and [54]) and DIPPR database [49]. Temperature (T) in K, pressure (P) in bar, density (ρ) in kg/m^3 and viscosity (η) in $\mu\text{Pa}\cdot\text{s}$

		T	P	ρ	$\Delta\rho$	$\rho(\text{exp})$	%Dev	$\eta(\text{MD})$	$\Delta\eta$	$\eta(\text{exp})$	% Dev
2-methyl-butane	AUA4	273.15	1	641.6	0.17			217.9	12.4	270.3	-19.4
	AUA4m			642.08	0.17			224.91	17.33		-16.8
	AUA4	298.15	1	616.67	0.29	620.1	-0.55	182.7	7.1	212	-13.8
	AUA4m			616.69	0.18		-0.55	189.47	7.32		-10.6
2-methyl-pentane	AUA4	273.15	1	680.78	0.13			243.7	17.6	372	-34.5
	AUA4m			681.1	0.16			270.94	19.65		-27.2
	AUA4	298.15	1	657.47	0.08	653.2	0.65	219.27	20.83	286	-23.3
	AUA4m			657.87	0.16		0.71	228.08	15.81		-20.3
	AUA4	328.58	1	627.57	0.25			161.18	8.38	215.1	-25.1
	AUA4m			629.01	0.31			188.33	17.82		-12.4
3-methyl-pentane	AUA4	273.15	1	681.26	0.27			271	18.2	395	-31.4
	AUA4m			682	0.09			289.55	17.89		-21.9
	AUA4	298.15	1	658.96	0.17	664.5	-0.83	227.9	9.2	306	-25.5
	AUA4m			658.71	0.14		-0.87	238.89	10.62		-22.2
2,2-dimethyl-butane	AUA4	273.15	1	686.61	0.2			261.98	15.53	477	-45.1
	AUA4m			685.78	0.28			281.14	17.93		-41.1
	AUA4	298.15	1	661.95	0.24	661.6	0.05	205.24	19.05	351	-41.5
	AUA4m			661.23	0.25		-0.06	223.83	9.13		-36.2
3-ethyl-pentane	AUA4	296.78	0.07	685.5	0.26	696.53	-1.58	271.01	20.26	364	-25.5
	AUA4m			685.84	0.21		-1.53	293.83	13.09		-19.3
	AUA4	337.42	0.39	648.53	0.34	659.55	-1.67	192.51	22.31	251.34	-23.4
	AUA4m			649.16	0.38		-1.58	230.69	28.82		-8.2
2-methyl-hexane	AUA4	298.15	1	686.37	0.23	678.7	1.13	285.72	31.57	360.7	-20.8
	AUA4m			687.69	0.18		1.32	304.70	22.03		-15.5
3-methyl-hexane	AUA4	294.28	0.067	691.98	0.25	687.41	0.66	301.64	50.45	373.58	-19.3
	AUA4m			692.99	0.26		0.81	312.42	17.17		-16.4
	AUA4	354.51	0.74	636.38	0.30	637.83	-0.23	170.71	19.09	215.83	-20.9
2,3-dimethyl-pentane	AUA4m			636.38	0.29		-0.23	185.49	18.12		-14.1
	AUA4	303.15	1	678.81	0.29	686.3	-1.09	282.79	17.7	356	-20.6
	AUA4m			680.09	0.15		-0.90	313.03	20.66		-12.1
	AUA4		300	705.58	0.09	711.6	-0.85	360.85	18.72	485	-25.6
	AUA4m			706.59	0.15		-0.70	389.09	24.63		-19.8
	AUA4		600	725.53	0.11	730.3	-0.65	483.29	22.68	624	-22.5
	AUA4m			726.31	0.12		-0.55	513.00	34.52		-17.8
	AUA4	333.15	1	652.4	0.32	659.7	-1.11	226	17.87	262	-13.7
	AUA4m			653.53	0.19		-0.94	224	16.78		-14.5
	AUA4		300	684.45	0.19	690.5	-0.88	314.94	24.45	369	-14.7
	AUA4m			685.25	0.15		-0.76	325.06	35.25		-11.9
	AUA4		600	706.82	0.19	719.9	-1.82	368.58	23.03	474	-22.2
	AUA4m			707.58	0.16		-1.71	405.27	32.9		-14.5
	AAD	AUA4						0.92			
AUA4m							0.88				18.9

Table 5. Comparison of the simulation results of the AUA4 and AUA4m models for different C8-C10 branched molecules. The experimental data are taken from ref. ([55], and [56]) and the DIPPR database [49]. Temperature (T) in K, pressure (P) in bar, density (ρ) in kg/m^3 and viscosity (η) in $\mu\text{Pa}\cdot\text{s}$

		T	P	$\langle\rho\rangle$	$\Delta\rho$	$\rho(\text{exp})$	%Dev	$\eta(\text{MD})$	$\Delta\eta$	$\eta(\text{th})$	% Dev
2,2,4-trimethyl-pentane	AUA4	298.15	1	711.56	0.21	687.74	3.56	345.04	18.06	480	-28.12
	AUA4m			714.01	0.21	687.74	3.82	375.35	34.4	480	-21.80
	AUA4	308.15	1	702.7	0.27	679.41	3.43	290.92	16.81	432	-32.66
	AUA4m			705.46	0.17	679.41	3.83	324.04	22.07	432	-24.99
	AUA4	324.95	0.21	690.76	/	667.63	3.46	280.99	37.85	342.05	-17.85
	AUA4m			690.76	/	667.63	3.46	303.91	50.16	342.05	-11.15
	AUA4	364.74	0.81	645.75	/	631.62	2.24	191.18	22.88	246.52	-22.45
	AUA4m			645.75	/	631.62	2.24	203.18	4.84	246.52	-17.58
2,2-dimethyl-hexane	AUA4	294.78	0.04	720.63	0.23	694.52	3.76	325.08	32.67	520.24	-37.51
	AUA4m			721.2	0.26	694.52	3.84	419.84	46.22	520.24	-19.30
	AUA4	366.19	0.67	654.33	0.25	632.3	3.48	196.11	10.81	241.74	-18.88
	AUA4m			655.01	0.13	632.3	3.59	198.44	17.28	241.74	-17.91
2,3-dimethyl-hexane	AUA4	331.83	0.15	678.77	0.2	681.43	-0.39	243.71	65.71	330.05	-26.16
	AUA4m			680.38	0.2	681.43	-0.15	299.4	13.52	330.05	-9.29
	AUA4	391.61	1.09	625.94	/	628.94	-0.48	163.69	22.2	202.17	-19.03
	AUA4m			625.94	/	628.94	-0.48	188.99	22.19	202.17	-6.52
2-methyl-octane	AUA4	295.63	0.007	727.16	0.27	711.55	2.19	478	53.57	549.47	-13.01
	AUA4m			727.23	0.18	711.55	2.20	541.1	20.99	549.47	-1.52
	AUA4	357.18	0.14	675.1	0.31	661.34	2.08	283.06	24.36	298.51	-5.18
	AUA4m			675.52	0.38	661.34	2.14	294.96	36.35	298.51	-1.19
2,2-dimethyl-octane	AUA4	304.37	0.007	743.04	0.23	716.12	3.76	523.63	37.27	774.89	-32.43
	AUA4m			743.25	0.1	716.12	3.79	610.4	25.19	774.89	-21.23
	AUA4	344.05	0.05	709.16	0.35	685.58	3.44	319.82	37.76	475.13	-32.69
	AUA4m			709.47	0.41	685.58	3.48	395.87	53.27	475.13	-16.68
AAD	AUA4						2.88				23.9
	AUA4m						2.75				14.1

Table 6. Comparison of the simulation results of the AUA4 model for olefin molecules ch-AUA4 model of 1,2,4-trimethyl benzene. The experimental data are taken form ref. [55] and the DIPPR database [49]. Temperature (T) in K, pressure (P) in bar, density (ρ) in kg/m^3 and viscosity (η) in $\mu\text{Pa}\cdot\text{s}$

Deleted: 49

Deleted: 46

	T	P	$\langle\rho\rangle$	$\Delta\rho$	$\rho(\text{exp})$	% Dev	$\eta(\text{MD})$	$\Delta\eta$	$\eta(\text{exp})$	% Dev
1-butene	203.15	0.0304	690.3	0.21	694.13	-0.55	330.1	16	378	-12.67
	238.15	0.27	652.3	0.21	657.7	-0.82	209.0	18	250	-16.40
trans-2-butene	298.15	1	599.8	0.18	599.3	0.08	145.7	10	183	-20.3
	400	1	433.4	0.14	432.7	0.16	56.9	5	62	-14.0
1-hexene	290	0.1675	680	0.18	--	--	240.0	12	257	-6.61
	333	0.899	640	0.17	634.9	0.80	171.0	15	199	-14.07
	400	5.45	560	0.13	558.6	0.25	115.1	11	144	-20.07
trans-2-hexene	298.15	1	680.3	0.2	673.2	1.05	277.0	20	281	-1.42
	400	1	572.7	0.18	566.1	1.16	108.6	18	125	-13.52
AAD						0.61				11.9
1,2,4-trimethyl benzene	298.15	1	879.5	0.2	872.18	0.84	858	30.0	835	2.75
	400	1	790.8	0.4	786.6	0.53	287	15.0	293	-2.05
AAD						0.69				2.40

Table 7. Gasoline composition distributed by main families of hydrocarbons and by the population of carbon number as obtained from the Carburane® gas chromatography ([59], [60]). Compositions are expressed in weight (X_w), mole (X_m) and volume (X_v) fraction.

By Family	X_w (%)	X_m (%)	X_v (%)
Paraffins	8.394	10.673	9.938
Iso-paraffins	31.361	29.979	34.464
Naphtenes	4.654	4.519	4.509
Aromatics	40.292	36.241	34.373
Olefins	12.648	15.781	14.055
Oxygenated ^a	2.651	2.807	2.661
By No of C			
C3	0.055	0.116	0.080
C4	5.793	9.405	7.320
C5	18.414	23.463	20.911
C6	10.588	11.848	10.985
C7	18.958	18.715	17.608
C8	26.887	22.838	25.614
C9	10.526	8.029	9.494
C10	4.460	3.063	3.914
C11	2.341	1.442	2.130
C12	1.834	1.008	1.806
C13	0.121	0.062	0.114
C14	0.014	0.006	0.013
C15	0.011	0.005	0.01

Table 8. Gasoline composition as obtained by the lumping methodology for 12 pseudo constituents. Composition in mole fraction, critical temperature (T_c) in K, critical pressure (P_c) in bar, critical volume (V_c) in $m^3/kmol$, molecular weight (M_w) in kg/mol. Shear viscosity (η) in $\mu Pa.s$.

Pseudo component	X (%)	T_c	P_c	V_c	Z_c	ω	M_w	No C	C/H ratio	assigned component
1	12.68	593.3	4.11	0.317	0.264	0.2644	0.0925	7.03	0.877	Toluene
2	11.99	617.0	3.54	0.375	0.259	0.3265	0.1062	8.00	0.800	o-xylene
3	9.88	460.4	3.38	0.306	0.27	0.2279	0.0722	5.00	0.417	n-pentane
4	8.24	480.1	3.67	0.296	0.272	0.2464	0.0715	5.10	0.500	trans-2-pentene
5	17.52	550.6	2.63	0.456	0.262	0.3224	0.1109	7.79	0.451	2,2,4-trimethyl- pentane
6	6.70	499.2	3.04	0.368	0.2694	0.2825	0.0862	6.00	0.429	3-methyl-pentane
7	6.40	423.2	3.78	0.256	0.2745	0.1983	0.0581	4.00	0.400	n-butane
8	12.01	654.9	2.88	0.49	0.2593	0.4098	0.1331	9.80	0.635	1,2,4-trimethyl- benzene
9	5.06	521.3	3.21	0.364	0.2696	0.2495	0.0872	6.19	0.486	trans-2-hexene
10	4.31	547.2	4.78	0.257	0.2703	0.2057	0.0758	5.70	0.794	2-methyl-hexane
11	3.12	416.1	4.01	0.237	0.2751	0.1933	0.0557	3.96	0.495	trans-2-butene
12	2.09	469.7	3.37	0.313	0.27	0.2515	0.0722	5.00	0.417	2-methyl-butane

Validation of the assignment of compounds
Liquid Vapour Phase composition at 400 K and 5 bar

Pseudo component	Pseudo	Assigned	Pseudo	Assigned	assigned component
	X_l		X_v		
1	0.135	0.137	0.050	0.053	Toluene
2	0.130	0.134	0.024	0.029	o-xylene
3	0.087	0.082	0.200	0.200	n-pentane
4	0.076	0.079	0.135	0.098	trans-2-pentene
5	0.185	0.181	0.080	0.147	2,2,4-trimethyl- pentane
6	0.060	0.062	0.075	0.096	3-methyl-pentane
7	0.045	0.043	0.200	0.204	n-butane
8	0.132	0.136	0.008	0.015	1,2,4-trimethyl- benzene
9	0.051	0.052	0.045	0.036	trans-2-hexene
10	0.043	0.046	0.041	0.031	2-methyl-hexane
11	0.023	--	0.106	--	trans-2-butene
12	0.019	--	0.040	--	2-methyl-butane
	ρ_l		ρ_v		
	655.1	669.2	12.5	13.4	

Shear viscosity of model gasoline

Model	T	P	ρ	η
Exp. ([63],[64])	293.15	1	694 - 794	370 - 440
PR+LBC ^a		1	743.99	406.87
MD		1	746.9 ± 0.3	350.1 ± 30
PR+LBC ^a	313.15	1	728.5	342.08
MD		1	728.1 ± 0.3	285.0 ± 20
MD		1000	798.2 ± 0.3	500.1 ± 35
MD		2500	854.6 ± 0.4	1337.9 ± 120

^a Viscosity has been estimated with the composition of the first stage of lumping containing 50 different compounds.

Deleted: 7.7

Deleted: 405.4

Deleted: 21

Formatted: English U.K.

Deleted: 9.1

Deleted: 300.2

Formatted: English U.K.

Formatted: English U.K.

Formatted: English U.K.

Formatted: English U.K.

Formatted: English U.K.

Formatted: English U.K.

Formatted: English U.K.

Formatted: English U.K.

1
2
3 **FIGURE CAPTION**
4
5

6 Figure 1. Different branched molecules used in the optimisation process: 2-methyl pentane (a) structure and (b)
7 Newman representation. 2,2-dimethyl butane (c) structure and (d) Newman representation. 2,3-dimethyl pentane
8 (e) structure and (f) Newman representation.

9 Figure 2. Global (a) and individual (b) torsion potential around the $\text{CH}_3\text{-CH-CH}_2\text{-CH}_2$. Dihedral angle
10 distribution for 2-methyl pentane at 273 K and 1 bar. Comparison between AUA4 and the new AUA4m model.

11 Figure 3. Global (a) and individual (b) torsion potential around the $\text{CH}_3\text{-CH-CH}_2\text{-CH}_3$. Dihedral angle
12 distribution for 2,2-dimethyl butane at 273 K and 1 bar. Comparison between AUA4 and the new AUA4m
13 model.

14 Figure 4. Global (a) and individual (b) torsion potential around the $\text{CH}_3\text{-CH-CH-CH}_2$. Dihedral angle
15 distribution for 2,3-dimethyl pentane at 303 K and 1 bar. Comparison between AUA4 and the new AUA4m
16 model.
17

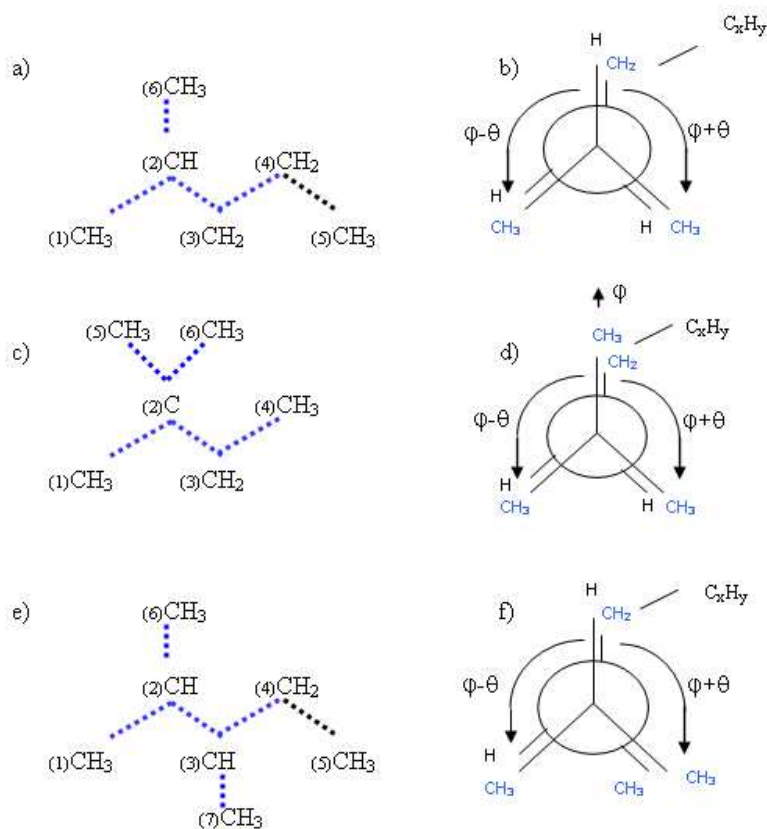
18 Figure 5. Comparison of the torsion correlation function for the different types of torsion optimised, and
19 reorientational relaxation time τ_{ci} of the CH vectors of carbon atoms involved in the different torsion types. (a)
20 and (b) for 2-methyl pentane at 273 K and 1 bar; (b) and (c) for 2,2-dimethyl butane at 273K and 1 bar, and (c)
21 and (f) for 2,3-dimethyl pentane at 303 K and 1 bar. Numbers before each CHi group correspond to the atoms
22 described in figure 1 for each type of molecule. Comparison between AUA4 and the new AUA4m model.
23

24 Figure 6. Variation of the shear viscosity for branched alkanes in function of the number and position of the
25 methyl groups. (a) C6 molecules at 273 K and 1 bar, and (b) C7-C8 molecules at 294 K and 1 bar. Variation of
26 the shear viscosity of different "2-methyl-" branched alkanes in function of the size of the chain at 298K and 1
27 bar. Comparison between AUA4 and the new AUA4m model. Experimental data from refs. ([52],[53],[54])

28 Figure 7. Comparison absolute average deviation between the simulation results and the experimental data for
29 the different molecules involving the three different types of torsion, A: single branched; B, double branched and
30 C, double branched in adjacent carbon atoms. Comparison between AUA4 and the new AUA4m model.

31 | Figure 8. Lumping method with "dynamical cluster"

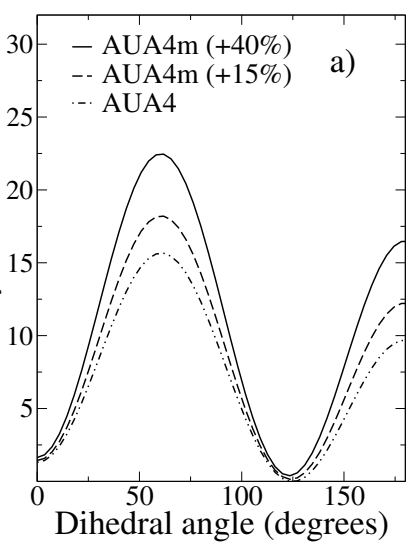
Deleted: nuées dynamiques



Different branched molecules used in the optimisation process: 2-methyl pentane (a) structure and (b) Newman representation. 2,2-dimethyl butane (c) structure and (d) Newman representation. 2,3-dimethyl pentane (e) structure and (f) Newman representation
169x143mm (96 x 96 DPI)

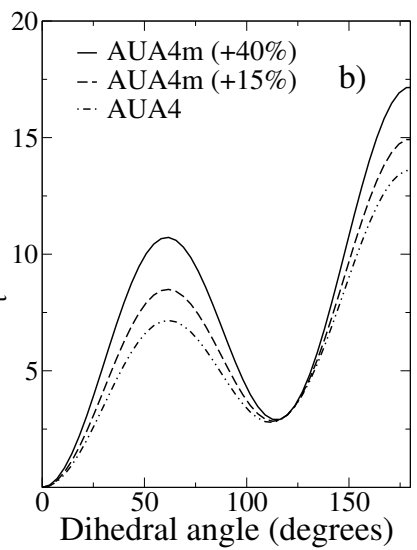
1
2
3
4
5
6
7
8
9
10
11
12
13
14
15
16
17
18
19
20
21
22
23
24
25
26
27
28
29
30
31
32
33
34
35
36
37
38
39
40
41
42
43
44
45
46
47
48
49
50
51
52
53
54
55
56
57
58
59
60

For Peer Review Only



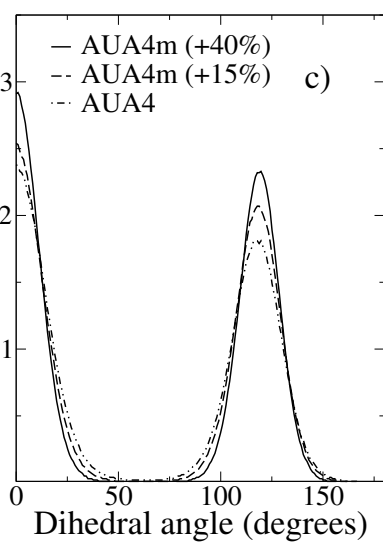
1
2
3
4
5
6
7
8
9
10
11
12
13
14
15
16
17
18
19
20
21
22
23
24
25
26
27
28
29
30
31
32
33
34
35
36
37
38
39
40
41
42
43
44
45
46
47
48
49
50
51
52
53
54
55
56
57
58
59
60

For Peer Review Only



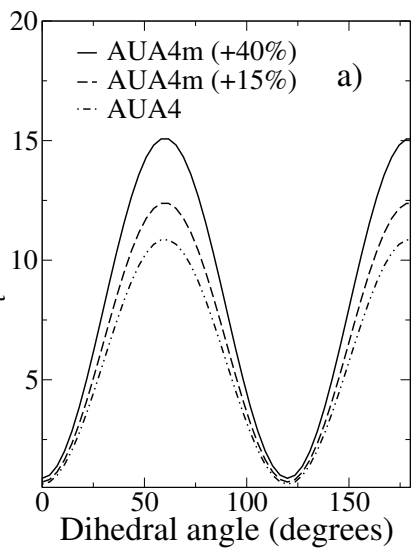
1
2
3
4
5
6
7
8
9
10
11
12
13
14
15
16
17
18
19
20
21
22
23
24
25
26
27
28
29
30
31
32
33
34
35
36
37
38
39
40
41
42
43
44
45
46
47
48
49
50
51
52
53
54
55
56
57

For Peer Review Only



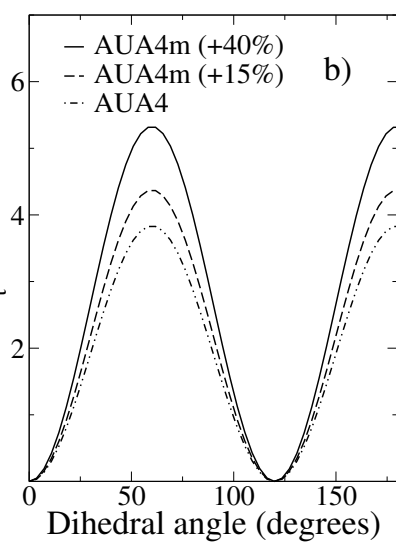
1
2
3
4
5
6
7
8
9
10
11
12
13
14
15
16
17
18
19
20
21
22
23
24
25
26
27
28
29
30
31
32
33
34
35
36
37
38
39
40
41
42
43
44
45
46
47
48
49
50
51
52
53
54
55
56
57
58
59
60

For Peer Review Only



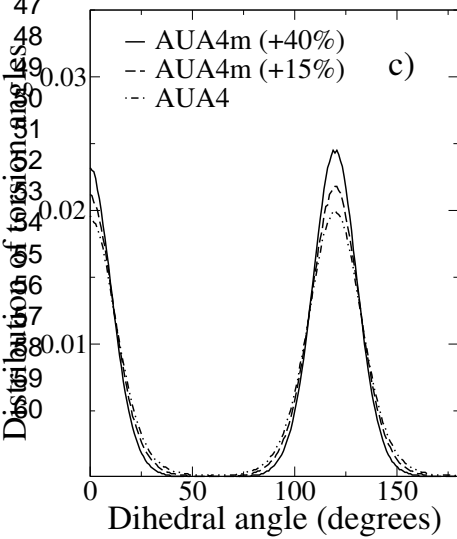
1
2
3
4
5
6
7
8
9
10
11
12
13
14
15
16
17
18
19
20
21
22
23
24
25
26
27
28
29
30
31
32
33
34
35
36
37
38
39
40
41
42
43
44
45
46
47
48
49
50
51
52
53
54
55
56
57
58
59
60

For Peer Review Only



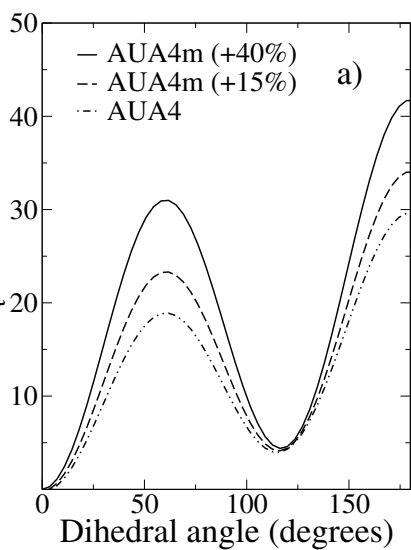
1
2
3
4
5
6
7
8
9
10
11
12
13
14
15
16
17
18
19
20
21
22
23
24
25
26
27
28
29
30
31
32
33
34
35
36
37
38
39
40
41
42
43
44
45
46
47
48
49
50
51
52
53
54
55
56
57

For Peer Review Only



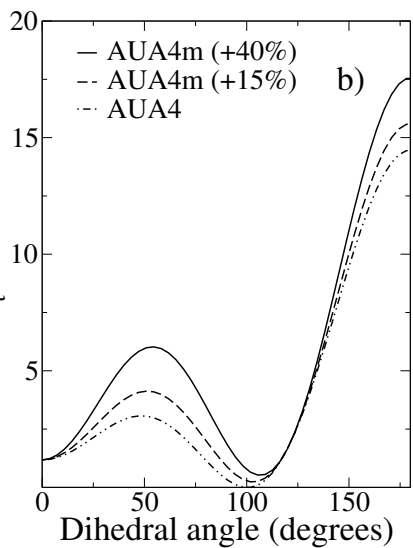
1
2
3
4
5
6
7
8
9
10
11
12
13
14
15
16
17
18
19
20
21
22
23
24
25
26
27
28
29
30
31
32
33
34
35
36
37
38
39
40
41
42
43
44
45
46
47
48
49
50
51
52
53
54
55
56
57
58
59
60

For Peer Review Only



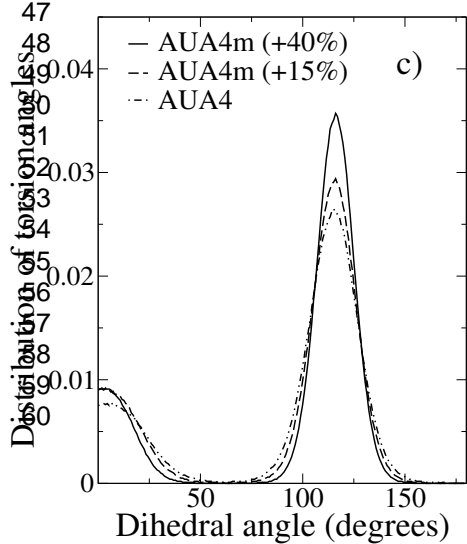
1
2
3
4
5
6
7
8
9
10
11
12
13
14
15
16
17
18
19
20
21
22
23
24
25
26
27
28
29
30
31
32
33
34
35
36
37
38
39
40
41
42
43
44
45
46
47
48
49
50
51
52
53
54
55
56
57
58
59
60

For Peer Review Only



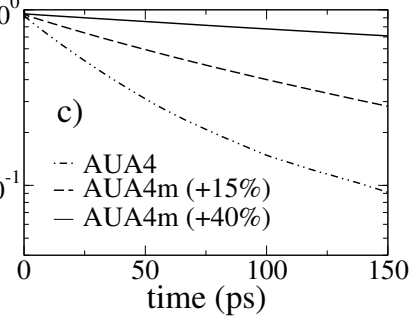
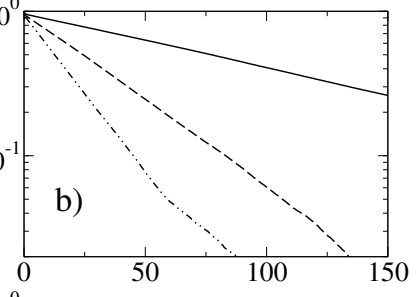
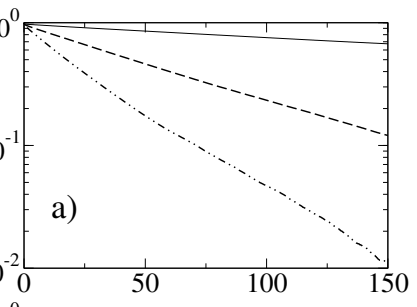
1
2
3
4
5
6
7
8
9
10
11
12
13
14
15
16
17
18
19
20
21
22
23
24
25
26
27
28
29
30
31
32
33
34
35
36
37
38
39
40
41
42
43
44
45
46
47
48
49
50
51
52
53
54
55
56
57

For Peer Review Only



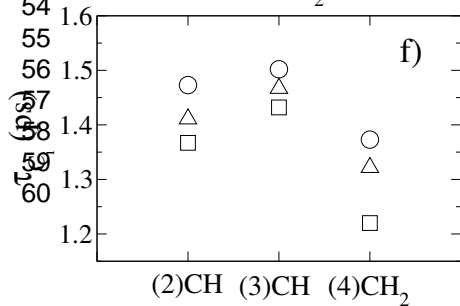
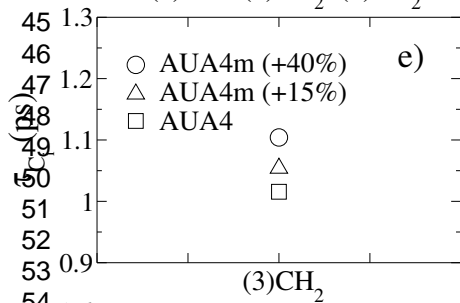
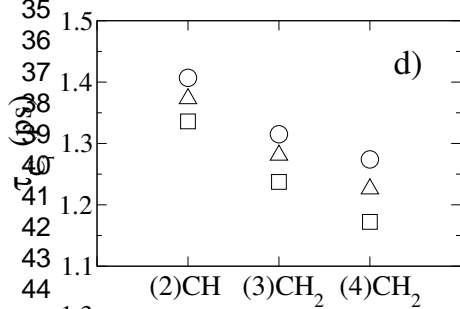
1
2
3
4
5
6
7
8
9
10
11
12
13
14
15
16
17
18
19
20
21
22
23
24
25
26
27
28
29
30
31
32
33
34
35
36
37
38
39
40
41
42
43
44
45
46
47
48
49
50
51
52
53
54
55
56
57
58
59
60
61
62
63
64
65
66
67
68
69
70

For Peer Review Only



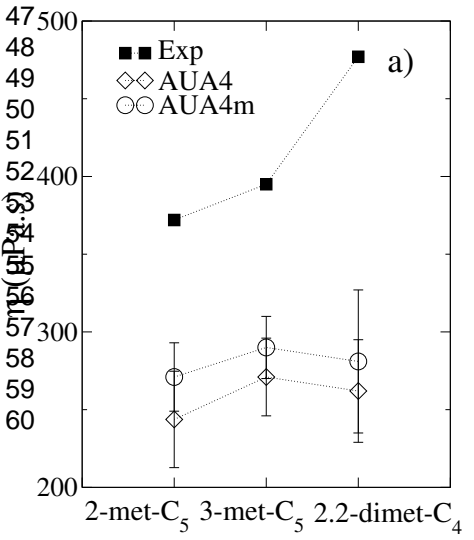
1
2
3
4
5
6
7
8
9
10
11
12
13
14
15
16
17
18
19
20
21
22
23
24
25
26
27
28
29
30
31
32
33
34
35
36
37
38
39
40
41
42
43
44
45
46
47
48
49
50
51
52
53
54
55
56
57
58
59
60

For Peer Review Only



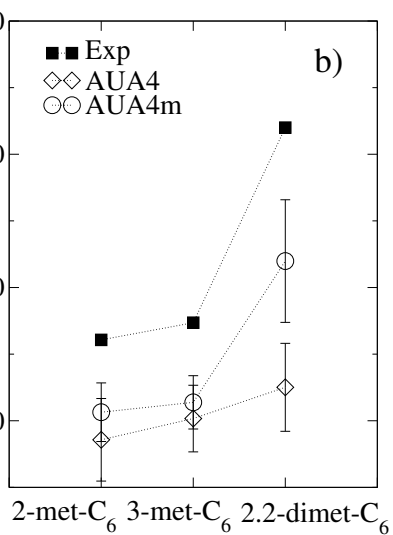
1
2
3
4
5
6
7
8
9
10
11
12
13
14
15
16
17
18
19
20
21
22
23
24
25
26
27
28
29
30
31
32
33
34
35
36
37
38
39
40
41
42
43
44
45
46
47
48
49
50
51
52
53
54
55
56
57
58
59
60

For Peer Review Only



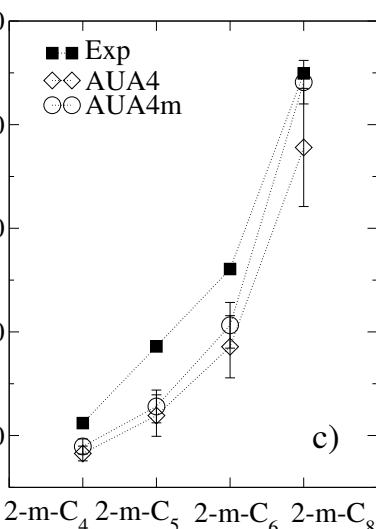
1
2
3
4
5
6
7
8
9
10
11
12
13
14
15
16
17
18
19
20
21
22
23
24
25
26
27
28
29
30
31
32
33
34
35
36
37
38
39
40
41
42
43
44
45
46
47
48
49
50
51
52
53
54
55
56
57
58
59
60

For Peer Review Only



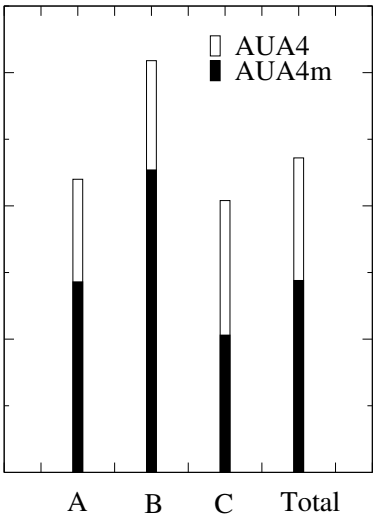
1
2
3
4
5
6
7
8
9
10
11
12
13
14
15
16
17
18
19
20
21
22
23
24
25
26
27
28
29
30
31
32
33
34
35
36
37
38
39
40
41
42
43
44
45
46
47
48
49
50
51
52
53
54
55
56
57
58
59
60

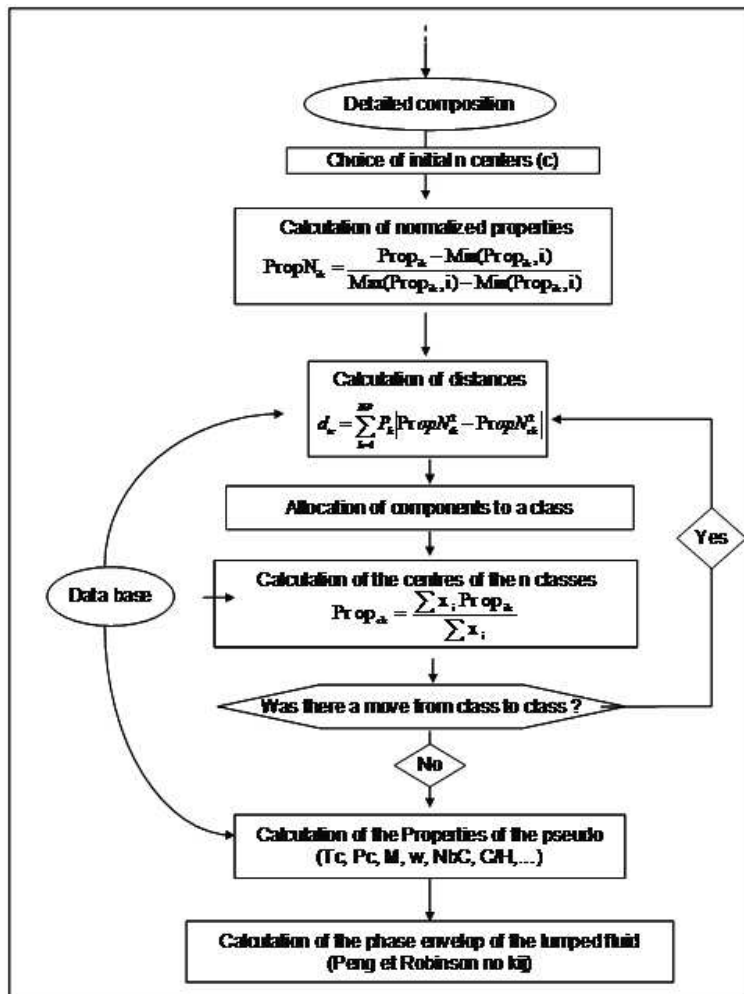
For Peer Review Only



1
2
3
4
5
6
7
8
9
10
11
12
13
14
15
16
17
18
19
20
21
22
23
24
25
26
27
28
29
30
31
32
33
34
35
36
37
38
39
40
41
42
43
44
45
46
47
48
49
50
51
52
53
54
55
56
57

For Peer Review Only





Lumping method "nuées dynamiques"
169x168mm (96 x 96 DPI)