



**HAL**  
open science

**Adsorption equilibria of single gas and gas mixture on homogeneous surfaces. A unified approach based on statistical thermodynamics developments . Part I: Single gas adsorption.**

Youssef Belmabkhout, Marc Frère, Guy de Weireld

► **To cite this version:**

Youssef Belmabkhout, Marc Frère, Guy de Weireld. Adsorption equilibria of single gas and gas mixture on homogeneous surfaces. A unified approach based on statistical thermodynamics developments . Part I: Single gas adsorption.. *Molecular Simulation*, 2006, 32 (07), pp.495-502. 10.1080/08927020600851944 . hal-00514989

**HAL Id: hal-00514989**

**<https://hal.science/hal-00514989>**

Submitted on 4 Sep 2010

**HAL** is a multi-disciplinary open access archive for the deposit and dissemination of scientific research documents, whether they are published or not. The documents may come from teaching and research institutions in France or abroad, or from public or private research centers.

L'archive ouverte pluridisciplinaire **HAL**, est destinée au dépôt et à la diffusion de documents scientifiques de niveau recherche, publiés ou non, émanant des établissements d'enseignement et de recherche français ou étrangers, des laboratoires publics ou privés.

**Adsorption equilibria of single gas and gas mixture on  
homogeneous surfaces.  
A unified approach based on statistical thermodynamics  
developments .  
Part I : Single gas adsorption.**

Journal:	<i>Molecular Simulation/Journal of Experimental Nanoscience</i>
Manuscript ID:	GMOS-2005-0076.R1
Journal:	Molecular Simulation
Date Submitted by the Author:	08-Jun-2006
Complete List of Authors:	Belmabkhout, Youssef; FPMS, Thermodynamics Frère, Marc; FPMS, Thermodynamics De Weireld, guy; FPMS, Thermodynamics
Keywords:	adsorption, statistical thermodynamics, homogenous surface, equation of state

SCHOLARONE™  
Manuscripts

1  
2  
3 **Adsorption equilibria of single gas and gas mixture on homogeneous**  
4 **surfaces. A unified approach based on statistical thermodynamics**  
5  
6 **developments . Part I: Single gas adsorption.**  
7  
8  
9

10  
11  
12  
13 **Y. BELMABKHOUT, M. FRERE\* and G. DE WEIRELD**

14  
15  
16 Faculté Polytechnique de Mons - Thermodynamics department

17  
18 31 bd Dolez, 7000 Mons – Belgium.

19  
20 *Phone number: + 32 (0)65 37 42 05*

21  
22 *Fax number: + 32 (0)65 37 42 09*

23  
24  
25 E-mail:

26  
27  
28 marc.frere@fpms.ac.be  
29  
30  
31  
32

33 **Abstract**

34  
35 Theoretical description of single gas and gas mixture adsorption equilibria can be achieved in  
36 many different ways depending on the kind of approach (microscopic or macroscopic) and on  
37 the physical assumptions related to the nature of the adsorbent-adsorbate systems studied as  
38 well as temperature and pressure conditions. In this paper, a detailed statistical  
39 thermodynamics development is presented. It leads to a generalized expression of adsorption  
40 isotherms for pure gases on homogeneous surfaces. The non-ideality of both gas and adsorbed  
41 phases are taken into account using the Redlich-Kwong EOS which is adapted for two-  
42 dimension phases. Such an approach leads to a symmetrical treatment of both phases  
43 resulting in similar expressions of their equations of state and of their fugacity coefficients. It  
44 allows an easy extension to gas mixtures adsorption equilibria. We present adsorption  
45 isotherms calculated using our model, the influence of the non-idealities are presented and  
46 discussed.  
47  
48  
49  
50  
51  
52  
53  
54  
55  
56  
57  
58  
59  
60

**Keywords:** adsorption; homogenous surface; statistical thermodynamics; equation of state.

## 1. Introduction

Physical adsorption of gases and vapours in microporous media is a complex phenomenon which is difficult to tackle on a theoretical point of view, due to the heterogeneity of the adsorbent, the nature of interactions between the adsorptive and the adsorbent on the one hand and between the adsorptive molecules in the gas phase and in the adsorbed phase on the other hand. The temperature and the pressure conditions play also an important role in the final representation of equilibrium data.

As a consequence, it is generally more convenient to develop specific theoretical models for each kind of adsorptive-adsorbent system. Such models are simple because they are based on assumptions which are considered acceptable for the system of interest. They are often derived from macroscopic thermodynamic developments [1-2] and are considered as efficient tools for engineers concerned with adsorption process design. Unfortunately these simple models fail at predicting experimental data in a wide range of conditions and do not allow a physical understanding of the adsorptive-adsorbent behaviour at the molecular level. Developing a 'universal' model for single gas adsorption equilibria with adaptable sub-models of the potential energy functions and porous structure would be of great practical importance.

Some theoretical approaches are able to deal with the complexity of the adsorption phenomenon: molecular simulation methods like the Grand Canonical Monte-Carlo method (GCMC) [3] which is based on an equilibrium statistical treatment of the system or the density functional theory (DFT) [4] which is an approximate statistical mechanics method.

These very powerful methods are well-known for their ability to describe the behaviour of the adsorptive molecules in the porous structure of the adsorbent. They lead to interesting prediction performances as far as all kinds of interactions are correctly described. Their use in

1  
2  
3 adsorption process simulation tools is not possible due to the prohibitive calculation times  
4  
5 required for complex industrial systems. The calculations involved in such methods are based  
6  
7 on a perfect description of the adsorbent structure which is only possible for homogeneous  
8  
9 and well-known solids.

10  
11  
12 Using macroscopic thermodynamics based on statistical thermodynamic developments  
13  
14 involving reasonable general assumptions may lead to simplest and efficient models. If such  
15  
16 models are developed for homogeneous and non porous adsorbents, they may remain  
17  
18 sufficiently general. The only challenge is then the description of the non-idealities in both  
19  
20 phases which may be taken into account by using classical theories developed for gases and  
21  
22 liquids. Finally, these models may be extended to complex porous structures using the  
23  
24 concept of integral adsorption equation [5-7].

25  
26  
27 In this paper, a rigorous 'universal' model is presented for single gas adsorption equilibria:  
28  
29 (1) it takes into accounts the non-ideality of both the gas and the adsorbed phases, (2) it can be  
30  
31 easily extended to multicomponent adsorption equilibria, (3) it is thermodynamically  
32  
33 consistent as it reduces to the Henry's law at low pressure, (4) both the gas and the adsorbed  
34  
35 phases are described in the same way.  
36  
37  
38  
39  
40  
41  
42

## 43 **2. Theoretical Section**

44  
45 The adsorption equilibrium between the adsorbed and the gas phases is expressed by the  
46  
47 equality of the chemical potentials of the adsorbate in each phase. This expression leads to an  
48  
49 equation relating the adsorbed quantity to the pressure and temperature. The development of  
50  
51 such an equation requires the microscopic modeling of each phase separately in order to  
52  
53 obtain the expression of the chemical potential for each phase using statistical  
54  
55 thermodynamics developments.  
56  
57  
58  
59  
60

## 2.1 Non-Ideal gas phase modeling

We consider a polyatomic molecule B composed (mass  $m$ ) and a three-dimension system composed of  $N_g$  independent and indistinguishable molecules of B in a volume  $V_g$  at temperature  $T$ . The molecules may interact with each other.

The canonical partition function of the system composed of these  $N_g$  (independent and indistinguishable molecules) of B is :

$$Q_g = \frac{q_g^{N_g}}{N_g!} \quad (1)$$

in which  $q_g$  is the partition function of one molecule of the system and:

$$q_g = q_{g\ trans} q_{g\ rot} q_{g\ vibi} q_{g\ e} q_{g\ int} \quad (2)$$

in which:

- $q_{g\ trans}$  is the translational contribution to the partition function (3 degrees of freedom for the mass centre of the molecule);
- $q_{g\ rot}$  is the rotational contribution to the partition function;
- $q_{g\ vibi}$  is the contribution to the partition function due to the internal vibrations in the molecule;
- $q_{g\ e}$  is the electronic contribution to the partition function;
- $q_{g\ int}$  is the contribution to the partition function due to the interactions between the molecules.

The translation contribution to the partition function reads:

$$q_{g\ trans} = \left[ \frac{2\pi m kT}{h^2} \right]^{3/2} V_f = \frac{V_f}{\Lambda^3} \quad (3)$$

$$\text{with } \Lambda^{-1} = \left[ \frac{2\pi m kT}{h^2} \right]^{1/2} \quad (4)$$

in which:

- $\Lambda$  is the thermal de Broglie wavelength;
- $h$  is the Planck constant;
- $k$  is the Boltzmann constant;
- $V_f$  is the real volume available to the molecules.

The contribution to the molecular partition function due to the interactions between the molecules reads:

$$q_{g \text{ int}} = \exp \left( - \frac{U'_{\text{int}}}{2kT} \right) \quad (5)$$

in which:

- $U'_{\text{int}}$  is the potential energy of interaction between one molecule and all the other ones in the system.

The determination of  $U'_{\text{int}}$  requires the knowledge of the potential energy of interaction  $u'(r)$  between two molecules;  $r$  being the distance between their mass centres.

$$U'_{\text{int}} = - \int_{d_g}^{\infty} u'(r) \frac{N_g}{V_g} g'(r) 4\pi r^2 dr \quad (6)$$

in which:

- $g'(r)$  is the radial repartition function;
- $\frac{N_g}{V_g} g'(r)$  expresses the local concentration of the gas at a distance  $r$  from the central molecule being considered;

- $d_g$  is the molecular diameter (in the gas phase).

If we set  $\eta = \frac{r}{d_g}$ , equation (6) becomes:

$$U'_{\text{int}} = -4\pi \frac{N_g}{V_g} d_g^3 \int_1^{\infty} u(\eta) g(\eta) \eta^2 d\eta \quad (7)$$

$$\text{By setting } I' = \int_1^{\infty} u(\eta) g(\eta) \eta^2 d\eta \quad (8)$$

Equation (7) becomes:

$$U'_{\text{int}} = -4\pi \frac{N_g}{V_g} d_g^3 I' \quad (9)$$

$I'$  may be expressed by:

$$I' = C' G'(V_g) J'(T) \quad (10)$$

in which:

- $C'$  is an energetic characteristic constant of the fluid;
- $G'(V_g)$  and  $J'(T)$  are the volume and temperature contribution functions to the non-ideality of the gas phase.

Depending on the mathematical expression of  $G'(V_g)$  and  $J'(T)$  we can obtain several well-known equations of state. Vera and Prausnitz [8] proposed different expressions for the calculation of these terms. We retain the following expressions:

$$G'(V_g) = \frac{V_g}{N_g b} \ln \left( 1 + \frac{N_g b}{V_g} \right) \quad (11)$$

$$J'(T) = \sqrt{\frac{T_c}{T}} \quad (12)$$

In which:

- $T_c$  is the critical temperature of the fluid ;



- $b$  is a parameter which characterizes the fluid. It may be considered as the volume of the molecule.

Combining equations (9) to (12) leads to:

$$U'_{\text{int}} = -\frac{4\pi d_g^3}{b} C' \sqrt{\frac{T_c}{T}} \ln\left(1 + \frac{N_g b}{V_g}\right) \quad (13)$$

Considering equations (1) to (3) leads to:

$$Q_g = \frac{V_f^{N_g}}{\Lambda^{3N_g}} \frac{1}{N_g!} \left( q_{\text{grot}} q_{\text{gvibi}} q_{\text{ge}} \exp\left(\frac{-U'_{\text{int}}}{2kT}\right) \right)^{N_g} \quad (14)$$

in which  $V_f$  may be calculated by:

$$V_f = V_g - N_g b \quad (15)$$

Combining equations (13), (14) and (15) leads to:

$$\begin{aligned} \ln Q_g = & N_g \ln\left(\frac{V_g - N_g b}{\Lambda^3}\right) - N_g \ln N_g + N_g + N_g \ln q_{\text{grot}} + N_g \ln q_{\text{gvibi}} + \\ & N_g \ln q_{\text{ge}} + \frac{N_g 2\pi d_g^3 C'}{bkT} \sqrt{\frac{T_c}{T}} \ln\left(1 + \frac{N_g b}{V_g}\right) \end{aligned} \quad (16)$$

The chemical potential of the adsorbed phase is then obtained by differentiating  $\ln Q_g$  with respect to  $N_g$  at constant temperature and volume:

$$\mu_g = -kT \left( \frac{\partial \ln Q_g}{\partial N_g} \right)_{T, V_g} \quad (17)$$

$$\mu_g = -kT \left[ \ln\left(\frac{V_g - N_g b}{N_g}\right) - \ln \Lambda^3 + \ln q_{\text{grot}} + \ln q_{\text{gvibi}} + \ln q_{\text{ge}} - \frac{N_g b}{V_g - N_g b} + \left[ \frac{2\pi d_g^3 C'}{bkT} \sqrt{\frac{T_c}{T}} \ln\left(1 + \frac{N_g b}{V_g}\right) \right] + \left[ \frac{N_g 2\pi d_g^3 C'}{bkT} \sqrt{\frac{T_c}{T}} \frac{b}{V_g + N_g b} \right] \right] \quad (18)$$

The pressure  $p$  of the system may also be computed from the canonical partition function:

$$p = kT \left( \frac{\partial \ln Q_g}{\partial V_g} \right)_{T, N_g} = kT \frac{N_g}{V_g - N_g b} \left[ 1 - \frac{2\pi d_g^3 C'}{kT} \sqrt{\frac{T_c}{T}} \frac{N_g (V_g - N_g b)}{V_g (V_g + N_g b)} \right] \quad (19)$$

$$\frac{V_g - N_g b}{N_g} = \frac{kT}{p} \left[ \frac{V_g - N_g b}{V_g} \left( \frac{V_g}{V_g - N_g b} - \frac{2\pi d_g^3 C' \sqrt{T_c} N_g}{kT \sqrt{T} (V_g + N_g b)} \right) \right] \quad (20)$$

Finally, substituting equation (20) in equation (18) leads to:

$$\mu_g = -kT \left[ \ln kT \frac{q_{g \text{ rot}} q_{g \text{ vibi}} q_{g \text{ e}}}{\Lambda^3} - \ln p + \ln \left( \frac{V_g}{V_g - N_g b} - \frac{2\pi d_g^3 C' \sqrt{T_c} N_g}{kT \sqrt{T} (V_g + N_g b)} \right) + \ln \frac{V_g - N_g b}{V_g} - \frac{N_g b}{V_g - N_g b} + \left[ \frac{2\pi d_g^3 C' \sqrt{T_c}}{bkT \sqrt{T}} \ln \left( \frac{V_g + N_g b}{V_g} \right) \right] + \left[ \frac{N_g b}{V_g + N_g b} \frac{2\pi d_g^3 C' \sqrt{T_c}}{bkT \sqrt{T}} \right] \right] \quad (21)$$

If we set  $a = 2\pi d_g^3 C' \sqrt{T_c}$ , the final expression of the chemical potential is:

$$\mu_g = -kT \left[ \ln kT \frac{q_{g \text{ rot}} q_{g \text{ vibi}} q_{g \text{ e}}}{\Lambda^3} - \ln p + \ln \frac{p V_g}{kT N_g} + \ln \frac{V_g - N_g b}{V_g} - \frac{N_g b}{V_g - N_g b} + \left[ \frac{a}{bkT \sqrt{T}} \ln \left( \frac{V_g + N_g b}{V_g} \right) \right] + \left[ \frac{N_g b}{V_g + N_g b} \frac{a}{bkT \sqrt{T}} \right] \right] \quad (22)$$

Equation (22) may be written as:

$$\mu_g = \mu_g^0(T, 1) + kT \ln p + kT \ln \Phi' \quad (23)$$

with:

$$\bullet \quad \mu_g^0 = -kT \left[ \ln kT \frac{q_{g \text{ rot}} q_{g \text{ e}} q_{g \text{ vibi}}}{\Lambda^3} \right] \quad (24)$$

$$\bullet \quad \ln \Phi' = -\ln \frac{p V_g}{kT N_g} + \ln \frac{V_g}{V_g - N_g b} + \frac{N_g b}{V_g - N_g b} - \frac{a}{bkT \sqrt{T}} \left[ \ln \left( \frac{V_g + N_g b}{V_g} \right) + \frac{N_g b}{V_g + N_g b} \right] \quad (25)$$

$\mu_g^0$  is the standard chemical potential and  $\Phi'$  is the fugacity coefficient of fluid.

The same developments may be done for an ideal gas. In such a case,  $U'_{\text{int}}$  is equal to zero and the molecular volume  $b$  may be neglected with respect to  $V_g$ .

The expression of the chemical potential is then:

$$\mu_{g\text{IDEAL}} = -kT \left[ \ln kT \frac{q_{g\text{rot}} q_{g\text{e}} q_{g\text{vibi}}}{\Lambda^3} - \ln p \right] \quad (26)$$

Or:

$$\mu_{g\text{IDEAL}} = \mu_g^0(T,1) + kT \ln p \quad (27)$$

in which  $\mu_g^0$  is given by equation (24).

Equations (27) shows that  $\mu_g^0$  is the chemical potential of the gas, considered as ideal (perfect gas), at temperature  $T$  and at pressure  $p=1$ . Equations (23) and (27) show that  $\ln \Phi'$  takes into account the interactions between the molecules as well as the non-ideality of the gas phase resulting from the molecular volume.

It should be noticed that equation (20) may be rearranged to obtain the following expression:

$$\frac{pV_g}{kTN_g} = \frac{V_g}{V_g - N_g b} - \frac{aN_g}{kT\sqrt{T}(V_g + N_g b)} \quad (28)$$

Which is the Redlich-Kwong equation of state. The parameters  $a$  and  $b$  may be calculated from the critical temperature and pressure and from the acentric factor of the adsorbate [9-10].

## 2-2. Non-ideal adsorbed phase modeling

We consider a system composed of  $N_a$  molecules of B (mass  $m$ ) adsorbed on a surface A at temperature  $T$ . The molecules may interact with each others. We assume that the potential energy of interaction  $u_{\text{ads}}(r)$  between a molecule of B located at a distance  $r$  from the surface

of the adsorbent does not depend on the location point on the surface (the surface of the adsorbent is considered to be homogeneous).  $U_0$  is the adsorption energy (minimum of  $u_{ads}(r)$ ). Only one layer of molecules B can be adsorbed. The adsorbed molecules can move on the surface (mobile adsorption).

The canonical partition function of this system is then:

$$Q_s = \frac{q_a^{N_a}}{N_a!} \quad (29)$$

in which  $q_a$  may be expressed as:

$$q_a = q_{a\,trans} q_{a\,vib} q_{a\,rot} q_{a\,e} q_{a\,vibi} q_{a\,int} \exp\left(\frac{-U_0}{kT}\right) \quad (30)$$

in which:

- $q_{a\,trans}$  is the translational contribution to the partition function (2 degrees of freedom for the mass centre of the molecule);
- $q_{a\,rot}$  is the rotational contribution to the partition function;
- $q_{a\,vibi}$  is the contribution to the partition function due to the internal vibrations in the molecule;
- $q_{a\,vib}$  is the contribution to the partition function due to the vibration of the molecule perpendicularly to the surface;
- $q_{a\,e}$  is the electronic contribution to the partition function;
- $q_{a\,int}$  is the contribution to the partition function due to the interactions between the molecules;
- $U_0$  is the energy of interaction between an adsorbed molecule of B and the surface A.

$q_{a\,trans}$  and  $q_{a\,int}$  may be expressed by:

$$q_{a\text{trans}} = \left[ \frac{2\pi m kT}{h^2} \right] A_f = \frac{A_f}{\Lambda^2} \quad (31)$$

$$q_{a\text{int}} = \exp\left(-\frac{U_{\text{int}}}{2kT}\right) \quad (32)$$

in which:

- $A_f$  is the free surface available to the adsorbed molecules;
- $U_{\text{int}}$  is the potential energy of interaction between one molecule in the adsorbed phase and all the other ones in the system.

The determination of  $U_{\text{int}}$  requires the knowledge of the potential energy of interaction  $u(r)$  between two adsorbed molecules;  $r$  being the distance between their mass centres.

$$U_{\text{int}} = -\int_{d_a}^{\infty} u(r) \frac{N_a}{A} g(r) 2\pi r dr \quad (33)$$

in which:

- $g(r)$  is the radial repartition function,  $\frac{N_a}{A} g(r)$  expresses the local surface concentration at a distance  $r$  from a central molecule being considered for the calculation of  $U_{\text{int}}$ ;
- $d_a$  is the molecular diameter (in the adsorbed phase).

If we take  $\eta = \frac{r}{d_a}$ , equation (33) becomes:

$$U_{\text{int}} = -2\pi \frac{N_a}{A} d_a^2 \int_1^{\infty} u(\eta) g(\eta) \eta d\eta \quad (34)$$

$$\text{By setting: } I = \int_1^{\infty} u(\eta) g(\eta) \eta d\eta \quad (35)$$

equation (34) becomes:

$$U_{\text{int}} = -2\pi \frac{N_s}{A} d_a^2 I \quad (36)$$

in which  $I$  may be expressed as:

$$I = C G(A) J(T) \quad (37)$$

- $C$  is an energetic characteristic constant of the fluid;
- $G(A)$  and  $J(T)$  are the surface and temperature contribution functions to the non-ideality of the adsorbed phase.

By analogy to equations (11) and (12), we set:

$$G(A) = \frac{A}{N_a b_a} \ln \left( 1 + \frac{N_a b_a}{A} \right) \quad (38)$$

$$J(T) = \sqrt{\frac{T_{ca}}{T}} \quad (39)$$

in which:

- $T_{ca}$  is the two-dimension critical temperature of fluid;
- $b_a$  is a parameter which characterizes the fluid. It may be considered as the surface occupied by a molecule in the adsorbed phase.

Combining equations (32) with (36) to (39) leads to:

$$q_{a\text{int}} = \exp \left( \frac{\pi d_s^2}{b_a k T} C \sqrt{\frac{T_{ca}}{T}} \ln \left( 1 + \frac{N_a b_a}{A} \right) \right) \quad (40)$$

By setting:

$$A_f = A - N_a b_a \quad (41)$$

equations (29), (30), (31), (40) and (41) lead to:

$$\ln Q_a = N_a \ln \frac{A - N_a b_a}{\Lambda^2} - N_a \ln N_a + N_a + N_a \ln (q_{a \text{ vib}} q_{a \text{ rot}} q_{a \text{ e}} q_{a \text{ vibi}}) + \frac{N_a \pi d_a^2}{b_a kT} C \sqrt{\frac{T_{ca}}{T}} \ln \left( 1 + \frac{N_a b_a}{A} \right) - \frac{N_a U_0}{kT} \quad (42)$$

The chemical potential of the adsorbed phase is obtained by differentiating  $\ln Q_a$  with respect to  $N_a$  at constant surface and temperature:

$$\mu_a = -kT \left( \frac{\partial \ln Q_a}{\partial N_a} \right)_{T,A} \quad (43)$$

The spreading pressure  $\Pi$  may also be calculated from the canonical partition function:

$$\Pi = kT \left( \frac{\partial \ln Q_a}{\partial A} \right)_{T,N_a} \quad (44)$$

Equations (42) and (44) lead to:

$$\frac{A - N_a b_a}{N_a} = \frac{kT}{\Pi} \left( \frac{A - N_a b_a}{A} \left( \frac{A}{A - N_a b_a} - \frac{\pi d_a^2 C}{b_a kT} \sqrt{\frac{T_{ca}}{T}} \frac{N_a}{(A + N_a b_a)} \right) \right) \quad (45)$$

Combining equations (42), (43) and (45) leads to:

$$\mu_a = -kT \left[ \ln kT \frac{q_{a \text{ vib}} q_{a \text{ rot}} q_{a \text{ e}} q_{a \text{ vibi}}}{\Lambda^2} - \frac{U_0}{kT} - \ln \Pi + \ln \frac{\Pi}{kT} \frac{1}{\Gamma_{ml}} + \ln \frac{1/\Gamma_{ml} - b_a}{1/\Gamma_{ml}} - \frac{b_a}{1/\Gamma_{ml} - b_a} + \frac{\pi d_a^2}{b_a kT} C \sqrt{\frac{T_{ca}}{T}} \left( \ln \left( \frac{1/\Gamma_{ml} + b_a}{1/\Gamma_{ml}} \right) + \frac{b_a}{1/\Gamma_{ml} + b_a} \right) \right] \quad (46)$$

in which  $\Gamma_{ml}$  is the surface molecular concentration defined as:

$$\Gamma_{ml} = \frac{N_a}{A} \quad (47)$$

If we set  $a_a = \pi d_a^2 C \sqrt{T_{ca}}$ , the final expression of the chemical potential is :

$$\mu_a = -kT \left[ \ln kT \frac{q_{a \text{ vib}} q_{a \text{ rot}} q_{a \text{ e}} q_{a \text{ vibi}}}{\Lambda^2} \right] + U_0 + kT \ln \Pi - kT \ln \frac{\Pi}{kT} \frac{1}{\Gamma_{ml}} - kT \ln \frac{1/\Gamma_{ml} - b_a}{1/\Gamma_{ml}} + \frac{kT b_a}{1/\Gamma_{ml} - b_a} - \frac{a_a}{b_a \sqrt{T}} \left( \ln \left( \frac{1/\Gamma_{ml} + b_a}{1/\Gamma_{ml}} \right) + \frac{b_a}{1/\Gamma_{ml} + b_a} \right) \quad (48)$$

Equation (48) may also be written as:

$$\mu_a = \mu_a^0(T,1) + kT \ln \Pi + kT \ln \Phi \quad (49)$$

with:

$$\bullet \quad \mu_a^0 = -kT \left[ \ln kT \frac{q_{avib} q_{arot} q_{ae} q_{avib}}{\Lambda^2} \right] + U_0 \quad (50)$$

$$\bullet \quad \ln \Phi = -\ln \frac{\Pi - 1}{kT \Gamma_{ml}} + \ln \frac{1/\Gamma_{ml}}{1/\Gamma_{ml} - b_a} + \frac{b_a}{1/\Gamma_{ml} - b_a} - \frac{a_a}{kT \sqrt{T} b_a} \left[ \ln \left( \frac{1/\Gamma_{ml} + b_a}{1/\Gamma_{ml}} \right) + \frac{b_a}{1/\Gamma_{ml} + b_a} \right] \quad (51)$$

$\mu_s^0$  is the standard chemical potential and  $\Phi$  is the two-dimension fugacity coefficient.

If we consider an ideal adsorbed phase, that is to say that  $U_{int}$  and  $b_a$  are equal to zero, equation (48) reduces to:

$$\mu_{aIDEAL} = -kT \left[ \ln kT \frac{q_{avib} q_{arot} q_{ae} q_{avib}}{\Lambda^2} \right] + U_0 + kT \ln \Pi \quad (52)$$

As a consequence:

$$\mu_{aIDEAL} = \mu_a^0(T,1) + kT \ln \Pi \quad (53)$$

In which  $\mu_a^0$  is given by equation (50).

Equation (53) shows that  $\mu_a^0$  is the chemical potential of the adsorbed phase, considered as ideal, at temperature  $T$  and for a spreading pressure  $\Pi=1$ . Equations (49) and (52) show that  $\ln \Phi$  takes into account the non-ideality due to the molecular surface and to the attractions between the adsorbed molecules.

Rearranging equation (45) leads to:

$$\frac{\Pi - 1}{kT \Gamma_{ml}} = \frac{1/\Gamma_{ml}}{1/\Gamma_{ml} - b_a} - \frac{a_a}{kT \sqrt{T} (1/\Gamma_{ml} + b_a)} \quad (54)$$



This could be considered as the two-dimension Redlich-Kwong equation of state.  $a_a$  and  $b_a$  appear to be its coefficients. Their calculation by similar rules as those used for the gas phase would require the knowledge of the two-dimension critical temperature and pressure as well as the corresponding acentric factor of the fluid which is not possible. As a consequence these parameters should be determined by an optimization procedure between simulated and experience data.

If we retain other valid expressions of  $G(V_g)$  (equation (38)) and  $J(T)$  (equation (39)), we can obtain other two-dimension equation of state.

### 2-3. Non-Ideal adsorption isotherm model

Considering adsorption equilibrium between the adsorbed phase and the gas phase leads to:

$$\mu_g = \mu_a \quad (55)$$

$$\mu_a^0(T, 1) + kT \ln \Pi + kT \ln \Phi = \mu_g^0(T, 1) + kT \ln p + kT \ln \Phi' \quad (56)$$

$$\Phi \Gamma_{ml} = \frac{\Lambda(q_{avib} q_{arot} q_{ae} q_{avibi})}{Z_{ml} kT (q_{grot} q_{ge} q_{gvibi})} \exp\left(\frac{-U_0}{kT}\right) p \Phi' \quad (57)$$

$$\text{In which } Z_{ml} = \frac{\Pi}{kT} \frac{1}{\Gamma_{ml}}$$

If we suppose that there is no change in the rotational, internal, vibration and electronic contributions when the molecules migrate from the gas phase to the adsorbed phase and by converting the expression to its molar form, we obtain:

$$\left[ \frac{RT\Gamma}{N_0\Pi} \frac{1/\Gamma}{1/\Gamma - b_{amol}} \exp\left(\frac{b_{amol}}{1/\Gamma - b_{amol}}\right) \left[ \frac{1/\Gamma + b_{amol}}{1/\Gamma} \right]^{\frac{N_0 a_{amol}}{RT\sqrt{T}b_{amol}}} \exp\left(-\frac{N_0 a_{amol}}{RT\sqrt{T}} \frac{1}{1/\Gamma + b_{amol}}\right) \right] \Gamma =$$

$$\frac{hN_0}{ZRT\sqrt{2\pi MRT}} \frac{\exp\left(-\frac{N_0 h v_z}{2RT}\right)}{1 - \exp\left(-\frac{N_0 h v_z}{RT}\right)} \exp\left(-\frac{N_0 U_0}{RT}\right) p \left[ \frac{RT}{Pv} \frac{v}{v - b_{mol}} \exp\left(\frac{b_{mol}}{v - b_{mol}}\right) \right. \quad (58)$$

$$\left. \left[ \frac{v + b_{mol}}{v} \right]^{\frac{N_0 a_{amol}}{RT\sqrt{T}b_{mol}}} \exp\left(-\frac{N_0 a_{amol}}{RT\sqrt{T}} \frac{1}{v + b_{mol}}\right) \right]$$

where:

- $\Gamma$  is the molar surface concentration of the fluid;
- $a_{mol}$ ,  $b_{mol}$ ,  $a_{amol}$ ,  $b_{amol}$ ,  $Z$  are respectively the molar expression corresponding to the molecular ones  $a$ ,  $b$ ,  $a_a$ ,  $b_a$ ,  $Z_{mi}$ ;
- $M$  is the molar mass;
- $v$  is the molar volume of the gas phase;
- $N_0$  is the Avogadro number.

The molar expression of the local model is then:

$$\Gamma \left[ \frac{1}{1 - \Gamma b_{amol}} \exp\left(\frac{\Gamma b_{amol}}{1 - \Gamma b_{amol}}\right) [1 + \Gamma b_{amol}]^{\frac{N_0 a_{amol}}{RT\sqrt{T}b_{amol}}} \exp\left(-\frac{N_0 \Gamma a_{amol}}{RT\sqrt{T}} \frac{1}{1 + \Gamma b_{amol}}\right) \right] =$$

$$\frac{hN_0}{RT\sqrt{2\pi MRT}} \frac{\exp\left(-\frac{N_0 h v_z}{2RT}\right)}{1 - \exp\left(-\frac{N_0 h v_z}{RT}\right)} \exp\left(-\frac{N_0 U_0}{RT}\right) p \left[ \frac{RT}{Pv} \frac{v}{v - b_{mol}} \exp\left(\frac{b_{mol}}{v - b_{mol}}\right) \right. \quad (59)$$

$$\left. \left[ \frac{v + b_{mol}}{v} \right]^{\frac{N_0 a_{amol}}{RT\sqrt{T}b_{mol}}} \exp\left(-\frac{N_0 a_{amol}}{RT\sqrt{T}} \frac{1}{v + b_{mol}}\right) \right]$$

where:

$$\left[ \frac{1}{1 - \Gamma b_{amol}} \exp\left(\frac{\Gamma b_{amol}}{1 - \Gamma b_{amol}}\right) [1 + \Gamma b_{amol}]^{\frac{N_0 a_{amol}}{RT\sqrt{T}b_{amol}}} \exp\left(-\frac{N_0 \Gamma a_{amol}}{RT\sqrt{T}} \frac{1}{1 + \Gamma b_{amol}}\right) \right] \text{ is the term that}$$

takes into account the non-ideality of the adsorbed phase.

The treatment of the ideal case leads to the following expression:

$$\Gamma = \frac{hN_0}{RT \sqrt{2\pi M RT}} \frac{\exp\left(-\frac{N_0 h v_z}{2RT}\right)}{1 - \exp\left(-\frac{N_0 h v_z}{RT}\right)} \exp\left(-\frac{N_0 U_0}{RT}\right) p \quad (60)$$

This last equation is the expression of the Henry's Law

### 3. Results and discussion

We present some results of the surface concentration computed using the model developed above. These computations were carried out considering a given adsorbate on a given non-porous homogenous adsorbents at 283 K and in a pressure range up to 2.5 MPa. We used the Lennard-Jones potential model to describe the adsorbate-adsorbent interaction and adequate three-dimension and two-dimension energetic and geometric parameters [11]. For the gas phase model these parameters can be easily calculated from the critical parameters of the adsorbate, the adsorbed phase model parameters ( $a_{amol}$  and  $b_{amol}$ ) can be derived only from adsorption experimental data.

The influence of  $U_0$  value is shown in figure 1 showing the computed surface concentration on different homogenous non-porous adsorbent at 283 K as a function of gas fugacity.

#### Insert Figure 1

From this figure we can see that the shape of the curve varies significantly for different values of the energy of interaction between the adsorbate and the surface in the whole fugacity range. For high values of  $U_0$ , the surface concentration  $\Gamma$  increases quickly with fugacity. For low values of energy, the surface concentration  $\Gamma$  increases linearly with fugacity.

The influence of the local model parameters on the adsorption isotherms were also studied at 283 K and in a pressure range up to 2.5 MPa

We compute the surface concentration ( $U_0= 8$  kJ/mol) using different sets of parameter values ( $a_{amol}$  and  $b_{amol}$ ). The results are illustrated in figure 2 and figure 3.

1  
2  
3 **Insert Figure 2**

4  
5  
6 **Insert Figure 3**

7  
8 A rise of  $a_{amol}$  or a decrease of  $b_{amol}$  leads to higher surface concentrations which is physically  
9  
10 consistent with the meaning of these parameters. From these figures we can see that the shape  
11  
12 of the surface concentration curves varies significantly for an increase of  $a_{amol}$  or a decrease of  
13  
14  $b_{amol}$ . High values of  $a_{amol}$  correspond to strong interactions between the adsorbed molecules  
15  
16 (in comparison to the adsorbate-surface interactions); the mass uptake is thus low at low gas  
17  
18 fugacity and increase more quickly with the fugacity when the coverage ration increases.  
19  
20

21  
22 Low values of  $b_{amol}$  lead to high surface concentrations at saturation due to the fact that the  
23  
24 molecules have a lower surface.  
25  
26

#### 27 28 29 **4. Conclusions**

30  
31 We developed a general model for the calculation of equilibrium surface concentrations as a  
32  
33 function of temperature and pressure. This model relating macroscopic data which  
34  
35 characterize the equilibrium of adsorption of pure gases on homogeneous surfaces is based on  
36  
37 simple statistical thermodynamics developments. It leads to a symmetrical approach of both  
38  
39 the adsorbed and the gas phases in terms of equation of state and fugacity coefficient  
40  
41 calculations. This model is based on the Redlich-Kwong equation of state in order to take into  
42  
43 account the non-ideality of both phases. Other expressions of the isotherm equation could be  
44  
45 deduced using other equations of state and using purely macroscopic developments.  
46  
47

48  
49 The influence of each macroscopic parameter was studied; the computations provide  
50  
51 meaningful results.  
52  
53  
54  
55  
56  
57  
58  
59  
60

## References

- [1] T. L. Hill. *An Introduction to Statistical Thermodynamics*. Addison-Wesley, London (1960).
- [2] D.M. Ruthven. *Principles of Adsorption and Adsorption Processes*. John Wiley & Sons, New York (1983).
- [3] K. Grabowski, A. Patrykiewicz, S.Sokolowski. Monte Carlo simulation of adsorption on preadsorbed layers. *Surface Science*, **506**, 47-65 (2005).
- [4] P. I. Ravikovitch, A. Vishnyakov, A. V. Neimark. Density functional theories and molecular simulations of adsorption and phase transitions in nanopores. *Physical Review E*, **64**, no-011602 (2001).
- [5] S. Ross, J. P. Olivier. *On physical adsorption*. Interscience, New York (1964).
- [6] J. Jagiello, J.A. Schwarz. *Langmuir*, **9**, 2513 (1993).
- [7] M. Frère, J. Bougard, R. Jadot. Determination of the micropore volume distribution function of activated carbons by gas adsorption, *Adsorption*, **3**, 55-65 (1996).
- [8] J.H.Vera, J.M Prausnitz. Generalized van der Waals Theory for Dense Fluids, *Chem. Eng. J.*, **3**, 1-13 (1972).
- [9] J. M. Prausnitz, R. N. Lichtenthaler, E.G de Azevedo. *Molecular Thermodynamics of Fluid-Phase equilibria*. Third edition, Prentice Hall, New Jersey (1999).
- [10] R. Jadot. A comparative study of four equations of state to calculate the thermodynamic properties of halogenated hydrocarbons and their mixtures. *International journal of refrigeration*, **4** (2), 61-66 (1981).
- [11] G. De Weireld, M. Frère, Study of the buoyancy effect on high pressure and high temperature adsorption isotherms measurements, *Proceeding of 7th International Conference on Fundamentals of Adsorption*, IK International, Ltd, Chiba city, 693-699 (2001).

## List of figures

Figure 1. Adsorption isotherms of a given adsorbate at 283 K on a homogenous non-porous adsorbent ( $a_{mol}$ :  $1.554 \text{ J m}^3 \text{ mol}^{-2}$ ;  $b_{mol}$ :  $2.67 \cdot 10^{-5} \text{ m}^3 \text{ mol}^{-2}$ ;  $a_{amol}$ :  $8.10 \cdot 10^9 \text{ J m}^2 \text{ mol}^{-2}$ ;  $b_{amol}$ :  $7.88 \cdot 10^4 \text{ m}^2 \text{ mol}^{-2}$ ): Influence of  $U_0$ .

Figure 2. Adsorption isotherms of a given adsorbate at 283 K on a homogenous non-porous adsorbent ( $U_0$ : 8 kJ;  $a_{mol}$ :  $1.554 \text{ J m}^3 \text{ mol}^{-2}$ ;  $b_{mol}$ :  $2.67 \cdot 10^{-5} \text{ m}^3 \text{ mol}^{-2}$ ;  $a_{amol}$ :  $8.10 \cdot 10^9 \text{ J m}^2 \text{ mol}^{-2}$ ;  $b_{amol}$ :  $7.88 \cdot 10^4 \text{ m}^2 \text{ mol}^{-2}$ ): Influence of  $a_{amol}$ .

Figure 3. Adsorption isotherms of a given adsorbate at 283 K on a homogenous non-porous adsorbent ( $U_0$ : 8 kJ;  $a_{mol}$ :  $1.554 \text{ J m}^3 \text{ mol}^{-2}$ ;  $b_{mol}$ :  $2.67 \cdot 10^{-5} \text{ m}^3 \text{ mol}^{-2}$ ;  $a_{amol}$ :  $8.10 \cdot 10^9 \text{ J m}^2 \text{ mol}^{-2}$ ;  $b_{amol}$ :  $7.88 \cdot 10^4 \text{ m}^2 \text{ mol}^{-2}$ ): Influence of  $b_{amol}$ .

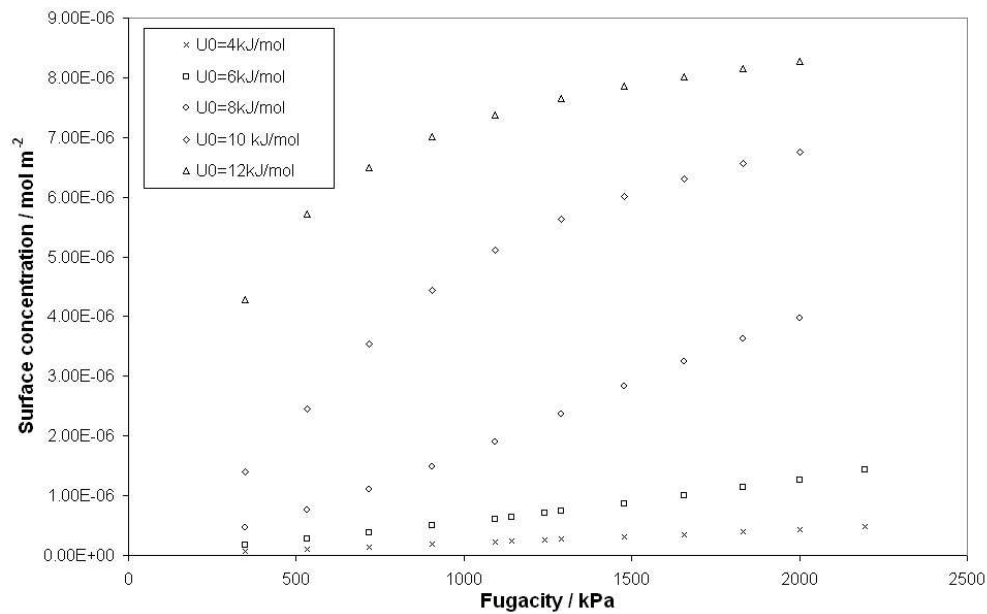


Figure 1. Adsorption isotherms of a given adsorbate at 283 K on a homogenous non-porous adsorbent ( $a_{mol}$ :  $1.554 \text{ J m}^3 \text{ mol}^{-2}$ ;  $b_{mol}$ :  $2.67 \cdot 10^{-5} \text{ m}^3 \text{ mol}^{-2}$ ;  $a_{amol}$ :  $8.10 \cdot 10^9 \text{ J m}^3 \text{ mol}^{-2}$ ;  $b_{amol}$ :  $7.88 \cdot 10^4 \text{ m}^3 \text{ mol}^{-2}$ ): Influence of  $U_0$ .

Review Only

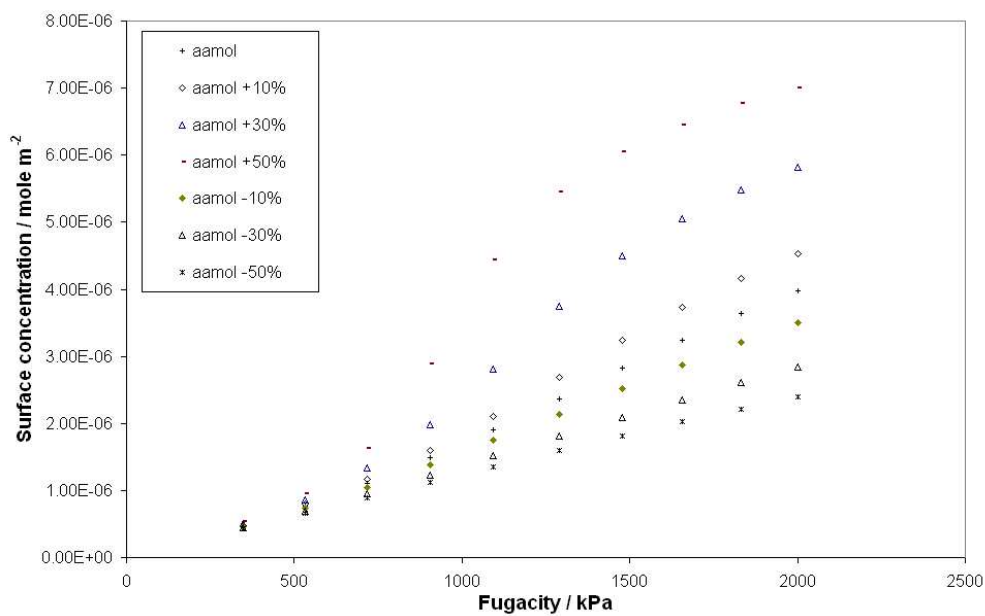


Figure 2. Adsorption isotherms of a given adsorbate at 283 K on a homogenous non-porous adsorbent ( $U_0$ : 8 kJ;  $a_{mol}$ : 1.554 J m<sup>3</sup> mol<sup>-2</sup>;  $b_{mol}$ : 2.67 10<sup>-5</sup> m<sup>3</sup> mol<sup>-2</sup>;  $a_{amol}$ : 8.10 10<sup>9</sup> J m<sup>3</sup> mol<sup>-2</sup>;  $b_{amol}$ : 7.88 10<sup>4</sup> m<sup>3</sup> mol<sup>-2</sup>): Influence of aamol.



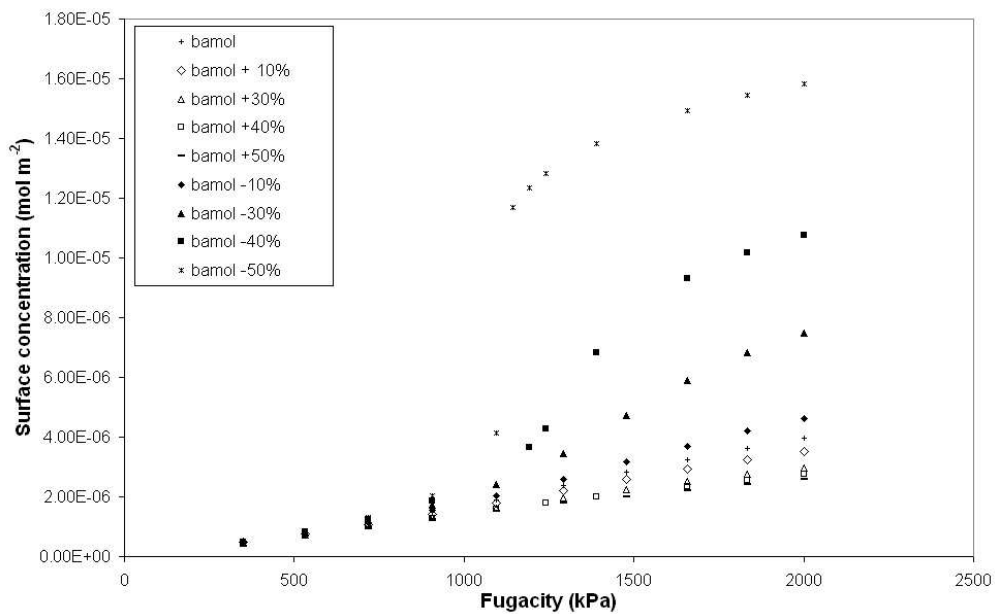


Figure 3. Adsorption isotherms of a given adsorbate at 283 K on a homogenous non-porous adsorbent ( $U_0$ : 8 kJ;  $a_{mol}$ : 1.554 J m<sup>3</sup> mol<sup>-2</sup>;  $b_{mol}$ : 2.67 10<sup>-5</sup> m<sup>3</sup> mol<sup>-2</sup>;  $a_{amol}$ : 8.10 10<sup>9</sup> J m<sup>3</sup> mol<sup>-2</sup>;  $b_{amol}$ : 7.88 10<sup>4</sup> m<sup>3</sup> mol<sup>-2</sup>): Influence of bamol.