



HAL
open science

LOOKING BEHIND FACADES: EVALUATING EFFECTS OF (AUTOMOTIVE) CLUSTER PROMOTION

Martina Fromhold-Eisebith, Günter Eisebith

► **To cite this version:**

Martina Fromhold-Eisebith, Günter Eisebith. LOOKING BEHIND FACADES: EVALUATING EFFECTS OF (AUTOMOTIVE) CLUSTER PROMOTION. *Regional Studies*, 2008, 42 (10), pp.1343-1356. 10.1080/00343400701654202. hal-00514698

HAL Id: hal-00514698

<https://hal.science/hal-00514698>

Submitted on 3 Sep 2010

HAL is a multi-disciplinary open access archive for the deposit and dissemination of scientific research documents, whether they are published or not. The documents may come from teaching and research institutions in France or abroad, or from public or private research centers.

L'archive ouverte pluridisciplinaire **HAL**, est destinée au dépôt et à la diffusion de documents scientifiques de niveau recherche, publiés ou non, émanant des établissements d'enseignement et de recherche français ou étrangers, des laboratoires publics ou privés.



LOOKING BEHIND FACADES: EVALUATING EFFECTS OF (AUTOMOTIVE) CLUSTER PROMOTION

Journal:	<i>Regional Studies</i>
Manuscript ID:	CRES-2006-0203.R2
Manuscript Type:	Main Section
JEL codes:	O18 - Regional, Urban, and Rural Analyses < O1 - Economic Development < O - Economic Development, Technological Change, and Growth, R11 - Regional Economic Activity: Growth, Development, and Changes < R1 - General Regional Economics < R - Urban, Rural, and Regional Economics, R38 - Government Policies Regulatory Policies < R3 - Production Analysis and Firm Location < R - Urban, Rural, and Regional Economics, R58 - Regional Development Policy < R5 - Regional Government Analysis < R - Urban, Rural, and Regional Economics
Keywords:	Regional development, cluster promotion, effects, evaluation, methodology, automotives

SCHOLARONE™
Manuscripts

1
2
3
4
5
6
7
8
9
10
11
12
13
14
15
16
17
18
19
20
21
22
23
24
25
26
27
28
29
30
31
32
33
34
35
36
37
38
39
40
41
42
43
44
45
46
47
48
49
50
51
52
53
54
55
56
57
58
59
60

LOOKING BEHIND FACADES: EVALUATING EFFECTS OF
(AUTOMOTIVE) CLUSTER PROMOTION

Martina Fromhold-Eisebith and Günter Eisebith

Address of both authors:

Dept. of Geography, RWTH Aachen University,

Templergraben 55, D-52056 Aachen, Germany;

phone +49-(0)241-8093640, fax +49-(0)241-8092309;

e-mails: m.fromhold-eisebith@geo.rwth-aachen.de; gmeisebith@hetnet.nl

1
2
3 *Abstract*
4

5 Promoting industrial clusters meanwhile features as a major guideline of regional economic
6 support all over the world. Despite of a vivid debate about the concept and its application, re-
7 search has rarely empirically evaluated the added effects of cluster initiatives, and applied
8 methods have hardly been adequate to the task. This paper discusses general issues of assess-
9 ing cluster promotion and suggests an empirical approach. It presents findings of a research
10 project that has, accordingly, investigated patterns of effects of two automotive cluster initia-
11 tives in Germany and Austria. Insights concerning methodological and political issues can be
12 derived.
13
14
15
16
17
18
19
20
21
22
23

24
25
26 *Keywords:*
27

28 Regional development, Cluster promotion, effects, evaluation, methodology, automotives

29
30 JEL classifications: O 18, R 11, R 38, Z 13
31
32
33

34
35
36 German Translation:
37

38 EIN BLICK HINTER FASSADEN: BEWERTUNG DER WIRKUNGEN VON
39 (AUTOMOTIVE) CLUSTERFÖRDERUNG
40
41

42 Die Clusterförderung bildet mittlerweile weltweit eine wesentliche Leitidee der regionalen
43 Wirtschaftsförderung. Trotz der lebhaften Debatte über das Clusterkonzept und seine
44 Anwendung sind die durch Clusterinitiativen angeregten Netto-Effekte noch kaum empirisch
45 erforscht worden, und bislang genutzte methodische Ansätze werden der komplexen Aufgabe
46 nicht hinreichend gerecht. Dieser Beitrag diskutiert generelle Erfordernisse der
47 Wirkungsbewertung von Clusterförderung und schlägt einen empirischen Ansatz vor. Er
48 präsentiert die Ergebnisse eines Forschungsprojekts, das dementsprechend die
49 Wirkungsmuster zweier Automotive-Clusterinitiativen in Deutschland und Österreich
50
51
52
53
54
55
56
57
58
59
60

1
2
3 untersucht hat. Dies liefert Erkenntnisse zu methodologischen sowie politischen
4
5 Implikationen
6
7
8
9
10
11
12
13
14
15
16
17
18
19
20
21
22
23
24
25
26
27
28
29
30
31
32
33
34
35
36
37
38
39
40
41
42
43
44
45
46
47
48
49
50
51
52
53
54
55
56
57
58
59
60

For Peer Review Only

1. Introduction

Practices of industrial promotion increasingly draw on the cluster idea, with clusters commonly understood as spatial agglomerations of sector related firms and other organizations (universities, support agencies) that derive economic benefits from co-location and collaboration (PORTER, 2000; MARTIN and SUNLEY, 2003). Cluster initiatives (CIs) engage in deliberately supporting such advantages for stimulating competitiveness and collective innovativeness: Professional coordinators foster collaboration and provide other services to registered members (RAINES, 2002; SÖLVELL *et al.*, 2003; ANDERSSON *et al.*, 2004).

The worldwide exploitation of the cluster model for promotion purposes (KETELS *et al.*, 2006) has neither been irritated by the critical debate about the concept's content and usefulness (BENNEWORTH *et al.*, 2003; MARTIN and SUNLEY, 2003; BENNEWORTH and HENRY, 2004; BOSCHMA and KLOOSTERMAN, 2005; ASHEIM *et al.*, 2006) nor by only halfway convincing accounts of extant cluster advantages (HASSINK and WOOD, 1998; BAPTISTA, 2000; MCCANN and ARITA, 2006). The only solid insight refers to the presence of cluster potential in space: identifiable regional sector concentrations (VAN DER LINDE, 2003; BRENNER, 2004; STERNBERG and LITZENBERGER, 2004; BRESCHI and MALERBA, 2005).

There has been much reflection, though, on how cluster support should be designed accounting for regional conditions and objectives (e.g. OECD, 2001; HOSPERS and BEUGELSDIJK, 2002; RAINES, 2002; ENRIGHT, 2003; NEWLANDS, 2003; ANDERSSON *et al.*, 2004). Various schemes have been described and classified (BOEKHOLT and THURIAUX, 1999; EU COMMISSION, 2002; SÖLVELL *et al.*, 2003). Evaluating CI effects, however, has rarely been discussed (ANGELES DIEZ, 2001 and 2002; RAINES, 2003), or empirically explored (OHLER *et al.*, 2001; LEARMONTH *et al.*, 2003; SÖLVELL *et al.*, 2003). Just as BENNEWORTH and HENRY (2004, p. 1011) ask 'where is the value added in the cluster approach?', we need to enquire 'where is the value added in cluster promotion?'. Evidence of effectiveness is due (MARTIN and SUNLEY, 2003; ASHEIM *et al.*, 2006). Major issues are:

- Why does the empirical evaluation of cluster promotion pose specific challenges, hardly offering a look behind facades (put up by CI coordinators)?
- How can assessment adequately take account of the complexities of cluster advantages, and how to discern added effects unambiguously triggered by support measures?
- And, most importantly, which actual impacts of cluster support have been revealed?

Addressing these questions, the paper first discusses general methodological issues of evaluating cluster promotion, also referring to earlier efforts. Then we outline our own systemic approach, subsequently presenting findings of a project that, accordingly, has empirically investigated net effects of two automotive CIs (based on about 50 personal interviews): the publicly implemented Automotive Cluster Styria scheme, Austria, and the private industry association car e.V. - competence center automotive region Aachen/ Euregio Maas-Rhein, Germany. Besides contributing to the 'public versus private' debate (FROMHOLD-EISEBITH and EISEBITH, 2005), the investigations have provided some insight into whether CIs really add value, and in which respects. In conclusion, it is recommended to more critically deal with cluster support.

2. Challenges in evaluating cluster promotion

RAINES' (2003, p. 192) statement that 'existing evaluation of cluster policy has been relatively unsophisticated to date' calls regional scientists to fill the gap. A growing body of literature debates the evaluation of (EU funded) regional structural and innovation policies (e.g. OECD, 1997; AUTIO, 1998; GEORGHIOU, 1998; SARACENO, 1999; ANGELES DIEZ, 2002; TAVISTOCK INSTITUTE *et al.*, 2003; BACHTLER and WREN, 2006, introducing a *Regional Studies* special issue on the topic). But empirical evaluations of CI effects, albeit acknowledged as an important task, have rarely been published.¹ Reasons may be: It has been too early for assessment; there is some dominant interest of key actors not to openly reveal promotion impacts as re-

1
2
3
4
5
6
7
8
9
10
11
12
13
14
15
16
17
18
19
20
21
22
23
24
25
26
27
28
29
30
31
32
33
34
35
36
37
38
39
40
41
42
43
44
45
46
47
48
49
50
51
52
53
54
55
56
57
58
59
60

sults are too ‘explosive’ for being published, and the set of objectives is too complex for being captured by conventional statistical methods.

First, capturing the outcomes of agency requires an *ex post* evaluation approach, conducted after an appropriate operational period of promotion (RAINES, 2003; BACHTLER and WREN, 2006). Therefore, the relatively recent implementation of most CIs, surging from 1999 onwards (SÖLVELL *et al.*, 2003), has in fact hindered recordings of effects. Some initiatives, however, already took off in the early 1990s (*e.g.* in Austria; OHLER *et al.*, 2001) and offer a history of intervention that suffices for assessment. Even when, considering the longer term objectives of cluster promotion, it is still too early for *ex post* evaluation also in these cases, on-going approaches provide viable solutions (BACHTLER and WREN, 2006).

Second, institutional impediments to honest evaluation emerge from political or corporate interests that often dominate cluster schemes (ANDERSSON *et al.*, 2003; ENRIGHT, 2003). Coordinators and political patrons backing up a CI are held responsible for outcomes, which urges them to openly praise (alleged) success and keep quiet about failure, also pressed by inter-regional competition. If it became evident that cluster support hardly adds value, these agents would run into problems of rectifying expenses. Although many CIs undergo internal evaluation (often based on poor methodology), results remain hidden in the drawer and serve for ‘internal use’ only (as our own experience shows). Presumably, this sometimes attempts at covering up unsatisfactory findings, which casts some doubt on the actual effectiveness of CIs. In some cases dominant firms may want to hide to which extent an initiative is mainly serving their individual interests instead of supporting the whole member community. Hence, the cluster hype bears dangers that agents create shiny facades and myths of success in order to exploit the popular model for the sake of publicity, which prevents sincere evaluation.

Third, the complex nature of aspired cluster advantages poses major methodological challenges and requires systemic, multi-dimensional evaluation approaches (ANGELES DIEZ, 2001; RAINES, 2003) taking account of multi-actor contexts (VAN DER MEER and EDELENBOS, 2006).

1
2
3 As elaborated below, the cluster ideal may be associated with promotion objectives at various
4
5 levels, which should all be regarded in assessing outcomes, for instance, by comparing results
6
7 to objectives or to baseline data. Complicating the task, CIs predominantly yield qualitative
8
9 and process-related goals which defy the pre-definition of quantitative benchmarks and im-
10
11 plies an explorative rather than targeted direction of intervention. Top-down evaluation (look-
12
13 ing at overall statistical figures) does not reveal outcomes clearly attributable to support
14
15 measures, and mainly bottom-up methods (like member surveys) promise to produce relevant
16
17 insights. Evaluating cluster promotion therefore faces similar methodological pitfalls as as-
18
19 ssuming regional structural policies, relating to ill-defined objectives, missing counterfactuals,
20
21 problems to discern causality and additionality, to measure intangible, non-economic implica-
22
23 tions, to calculate secondary effects, and others (AUTIO, 1998; ANGELES DIEZ, 2002; BACHTLER
24
25 and WREN, 2006; MARTIN and TYLER, 2006). Anyway, the heterogeneity of CIs in terms of
26
27 organization, objectives and measures (SÖLVELL *et al.*, 2003) renders the applicability of a
28
29 generic evaluation concept debatable. Interdependent sets of qualities and processes must be
30
31 regarded, adapted to specificities of target sectors and local contexts (ANGELES DIEZ, 2002).
32
33 Considering the intricacies involved, any attempt to evaluate effectiveness will inevitably fall
34
35 short of some methodical demands. Nonetheless, more objective, scientifically sound empiri-
36
37 cal evaluations of CIs are highly requested. The few hitherto conducted exercises can hardly
38
39 be judged as satisfactory, as will be shown for three cases.
40
41
42
43
44
45
46

47
48 The analysis of six public cluster schemes in Upper Austria by OHLER *et al.* (2001) is distin-
49
50 guished by a bottom-up approach (postal survey covering 286 memberships; 26% response
51
52 rate) and a focus on the systemic feature of collaboration projects. But it failed to properly
53
54 explore additionalities or intangibles. The study describes qualities of firms (competitiveness,
55
56 innovativeness) that are attracted to participate, instead of impacts of collaboration on per-
57
58 formance; it reveals the demand for, rather than effects of, offered services. It shows, how-
59
60 ever, that dynamics of cooperating companies hardly differ from non-integrated ones, and that

1
2
3 most firms do not need the cluster scheme for networking (*ibid.*, p. 79f). Just for a small mi-
4
5 nority of respondents membership helps in fulfilling cluster related aspirations (*ibid.*, p. 66ff).
6
7 Consequently, the study tells little about real effects of the cluster programme. But it indicates
8
9 that outcomes have been rather unimpressive.

10
11 The evaluation of the Scottish cluster strategy by LEARMONTH *et al.* (2003) draws on an ambi-
12
13 tious approach aiming to identify tangible and intangible effects, and economic impact at the
14
15 macro (region), meso (cluster) and micro (firm) levels through multi-sectoral modelling tech-
16
17 niques. Yet, only the top-down analysis of macro indicators has been published, leaving open
18
19 the issues of associated cluster and corporate dynamics. Based on input-output data the au-
20
21 thors depict sector connections and calculate interdependent GDP, job and productivity
22
23 growth. Thus they do not address promotion effects at all but quantify the regional economic
24
25 significance of clusters per se, looking at inter-firm supply links.

26
27 The Cluster Initiative Greenbook (SÖLVELL *et al.*, 2003), a large-scale effort investigating 238
28
29 schemes, provides neither an objective nor representative record of effects (as also conceded
30
31 by the authors). According to on-line questionnaires completed by CI coordinators, 85% of
32
33 the CIs have improved cluster competitiveness, 89% have helped the cluster grow, in 59% of
34
35 all cases causing employment increases; 81% have met their goals, and just 4% have been
36
37 disappointing and failed to induce much change (*ibid.*, p. 11 and 42f). Given the biased type
38
39 of actors who produced this stunningly positive picture, the study hardly tells anything reli-
40
41 able about actual CI impacts besides subjective perceptions and wishful thinking. The Green-
42
43 book, however, did not intend to assess the outcomes of individual schemes but to provide
44
45 information on the wider phenomenon, which it does in a well reflected manner.

46
47 Summing up, evaluations of cluster promotion display several shortcomings: They use inade-
48
49 quate sources of information (asking the wrong people or questions), draw on aggregate indi-
50
51 cators or model calculations not discerning effects clearly attributable to promotion, and in-
52
53 sufficiently address the interconnected dimensions of cluster advantages (material and imma-
54
55
56
57
58
59
60

1
2
3 terial aspects, system levels). As almost customary, causalities and additionalities have been
4
5 neglected (ANGELES DIEZ, 2002; BACHTLER and WREN, 2006; MARTIN and TYLER, 2006).
6
7

10 3. A systemic approach towards capturing real effects of cluster promotion

11
12 Trying to overcome such weaknesses, we have pursued our own - pragmatic rather than per-
13 fectionist – methodological approach towards capturing major systemic net effects induced by
14
15 CIs (inspired by ANGELES DIEZ, 2001; RAINES, 2003). Employing bottom-up (survey-based)
16
17 methods and an *ex-post* perspective, it emphasizes qualitative and relational features, evading
18
19 the hopeless effort to statistically quantify impact. Interrelated effects on the levels of individ-
20
21 ual firms, the member collective and the regional economy have been regarded. While infor-
22
23 mation on basic characteristics of an initiative may tell about its political *relevance*, profound
24
25 empirical work is required for assessing *effects*, also in terms of *impact* (on firms), *outcomes*
26
27 (induced changes), *fulfilment* (of expectations) or *efficiency* (relating benefits to costs). ‘For-
28
29 mative’ evaluation (of inputs and activities) must be combined with ‘summative’ one (results
30
31 and impacts) (ANGELES DIEZ, 2001; RAINES, 2003).
32
33

34
35 Initially, we discuss the difficult issue of benchmarks for discerning CI effects. In principle,
36
37 recorded changes may be compared to baseline data (showing alterations since an initiative
38
39 was implemented), or to pre-set objectives and expectations (which, however, probably differ
40
41 between the views of regional scientists, political actors, CI coordinators, company CEOs,
42
43 and others). No matter which option is chosen, a set of relevant qualities must be defined:
44
45

46
47 Which kinds of effects are predominantly targeted by cluster promotion? Exploring several
48
49 ways, our approach has applied both ‘objective’ criteria relating to assumptions commonly
50
51 associated with ideal type cluster features, and ‘subjective’ aspirations expressed by CI stake-
52
53 holders (coordinators, members). This combination possibly allows to compromise between
54
55

- 56 • generic goals that probably matter in most CIs, which permits some inter-scheme com-
57
58 parison and careful generalizations, and
59
60

- case-specific goals that reflect the idiosyncratic nature of each scheme.

Yet, the uniqueness of regional constellations poses major obstacles to comparative assessment (ANGELES DIEZ, 2002; BACHTLER and WREN, 2006). Settings vary due to sector, historical, structural and cultural specificities (OECD, 2001; EU COMMISSION, 2002; SÖLVELL *et al.*, 2003; ANDERSSON *et al.*, 2004), and cluster life cycle phases (AUDRETSCH and FELDMAN, 1996; PRESS, 2006). Objectives may focus on supporting localization externalities, vertical or horizontal networking, collaborative innovation and learning, or overarching economic goals (BOEKHOLT and THURIAUX, 1999; GORDON and MCCANN, 2000; RAINES, 2002). It may be emphasized to better link firms that already have contact or to integrate isolated actors (BENNEWORTH *et al.*, 2003), to foster intra- or extra-regional connections (ISAKSEN, 2005).

Yet, there seems to be a common ground of objectives that guide most CIs and relate to qualities generally associated with the cluster ideal (also being a matter of debate, though; MARTIN and SUNLEY, 2003; BOSCHMA and KLOOSTERMAN, 2005; ASHEIM *et al.*, 2006). These features help to construct a general reference framework for identifying relevant changes, which touches upon the interesting issue to which extent promotion outcomes mirror conceptual assumptions. In our investigated cases the specific sets of goals to some degree also comply with that framework (supported on a wider scale by SÖLVELL *et al.*, 2003). Although CI coordinators rarely draw on a sound conceptual base when designing a scheme, some common sense about essential ambitions has proliferated due to practitioners' associations like The Competitiveness Institute and mutual learning (HOSPERS and BEUGELSDIJK, 2002).

First of all, any CI intends to positively affect the competitiveness and business performance of included firms (PORTER, 2000; ENRIGHT, 2003). This emerges, second, from collective dynamics and relationships that help to source complementary assets, collectively innovate including links to local education/ R&D institutions, jointly exploit localization externalities, or learn from observing competitors nearby (GORDON and MCCANN, 2000; PORTER, 2000; MALMBERG and MASKELL, 2002; NEWLANDS, 2003). This goes in line with 'soft' atmospheric

1
2
3 qualities, intangible assets, which foster socially embedded learning and trust among mem-
4
5 bers and encourage future joint activities (WOLFE and GERTLER, 2004). And third, the entire
6
7 regional economy is supposed to gain from cluster promotion in terms of induced industrial
8
9 growth and investments (RAINES, 2002; MCCANN and ARITA, 2006).

10
11 Evaluation must explicitly regard interdependencies of all three scales as cluster dynamics
12
13 emerge from the links between individual business behaviour, collective action and wider
14
15 economic impacts (RAINES, 2003). Changes in company performance are only attributable to
16
17 cluster promotion when actually caused by the firm's CI membership; thus simply looking at
18
19 corporate figures or linkage patterns does not clearly reveal impact. Similarly, the improve-
20
21 ment of regional economic indicators only counts for evaluation when evidently driven by
22
23 impulses of the CI on company and collective performance. This is why neither top-down sta-
24
25 tistical calculations nor general networking or input-output analyses alone offer convincing
26
27 methodological solutions (ANGELES DIEZ, 2002; TAVISTOCK INSTITUTE *et al.*, 2003; BACHT-
28
29 LER and WREN, 2006). The best way may be to combine top-down and bottom-up methods in
30
31 a longitudinal perspective starting from the baseline, which allows for blending the results of
32
33
34
35
36
37
38
39
40
41
42
43
44
45
46
47
48
49
50
51
52
53
54
55
56
57
58
59
60

- statistical analyses of changes of regional key indicators possibly affected by a CI (using, for instance, calculation models discussed by MARTIN and TYLER, 2006), and
- empirical surveys that explore all relevant CI implications on the members' level.

(INSERT FIGURE 1 ABOUT HERE)

Our evaluation approach focuses on the second way (which we consider most purposeful) and tries an *ex-post* bottom-up investigation of net effects unambiguously caused by CI membership, addressing three levels (figure 1). Besides extracting 'surface' data on basic features of the initiative from published sources (media, internet, newsletters) and interviews with coordinators, the essential task is to disclose induced 'core' dynamics by directly asking member firms: Which added effects of membership have been noticed? As postal surveys do not adequately seize the – often delicate – honest judgements of respondents on the issue, personal

1
2
3 semi-standardized interviews are recommendable. This also builds up rapport during the con-
4
5
6 versation, lures confidential statements to the surface, and generally conveys more than words
7
8 can tell. As mainly the active members of a CI (in contrast to 'sleeping' ones, often a major-
9
10 ity) may actually experience effects, investigations should, on purpose, include a biased sam-
11
12 ple of as many committed company executives as possible (cluster coordinators are usually
13
14 pleased to help in selecting them). This way various systemic effects of the CI can fairly (yet
15
16 not fully) credibly be captured. Finally discussing results with a peer group of stakeholders
17
18 helps to reconfirm findings (an option for triangulation) and adds a participative note (ANGE-
19
20 LES DIEZ, 2001; VAN DER MEER and EDELENBOS, 2006).

23
24 Acknowledging that the complex synergies produced by CIs require a case study approach
25
26 (ANGELES DIEZ, 2002), but that collected information can hardly be valued without a com-
27
28 parative angle (RAINES, 2003), we suggest to investigate at least two cases based on the same
29
30 methodology, which possibly hints at typical as compared to specific impact patterns (figure
31
32 1). Although the idiosyncratic nature of regional settings and CI measures limits the scope of
33
34 generic assessment and inter-scheme comparability (TAVISTOCK INSTITUTE *et al.*, 2003;
35
36 BACHTLER and WREN, 2006), we venture into this direction, at least learning about two case-
37
38 specific patterns of impact this way. In this context a thoughtful selection of studied CIs is
39
40 crucial: they should bear sufficient similarities in order to be comparable, but differ in ways
41
42 that allow for relevant interpretations. They address, for instance, the same sector group in
43
44 different regions and institutional settings, or different industries in one region.

4. Patterns of effect of two automotive cluster initiatives

45
46 Accordingly, we investigated two same-sector CIs: Automotive Cluster (AC)Styria GmbH,
47
48 Austria, and industry association car e.V. - competence center automotive region Aachen/
49
50 Euregio Maas-Rhein, Germany, both constituted by paying members (www.acstyria.com;
51
52 www.car-aachen.de). Empirical field work, conducted in 2004-2005, not only served to track

1
2
3 down additionalities of cluster promotion but also to compare a publicly dominated initiative
4
5 (ACStyria), and a privately governed one (car e.V.), operating in comparable settings regard-
6
7 ing the population size of the region (1.2 mio.) and its major city (240,000), a good research
8
9 and education infrastructure, and some similarities of economic history and restructuring
10
11 (FROMHOLD-EISEBITH and EISEBITH, 2005). Although the public-private dichotomy seems
12
13 overstated as CIs mostly operate in a continuum of both agency types (SÖLVELL *et al.*, 2003),
14
15 the distinction is rectifiable (as discussed in FROMHOLD-EISEBITH and EISEBITH, 2005, p.
16
17 1254f). It guided the selection of studied examples, exploring major institutional differences
18
19 between a reputed public cluster scheme like the Austrian one (SFG, 2001; TÖDTLING, 2001;
20
21 HARTMANN, 2002; TÖDTLING and TRIPPL, 2004) and a comparable private endeavour.
22
23 Automotive initiatives (accounting for 11% of all schemes captured by SÖLVELL *et al.*, 2003)
24
25 are in fact subject to considerable ‘clustering pressure’ that emerges from harsh international
26
27 competition, increased vertical disintegration and demand for coordinating production sys-
28
29 tems and collective innovativeness (HUDSON and SCHAMP, 1995; SCHAMP *et al.*, 2004), lead-
30
31 ing to spatial concentration (STERNBERG and LITZENBERGER, 2004). The question is whether
32
33 cluster promotion really improves the coping abilities of firms.
34
35 Information was collected from published sources and surveying comparable sets of actors in
36
37 both ACStyria and car e.V.. In each case, expert interviews with CI coordinators set the start,
38
39 who also named active members that could be included. Subsequently, we conducted semi-
40
41 standardized personal interviews with CEOs/ executives of 17 (car) and 19 member firms
42
43 (ACStyria), which each lasted about 1-2 hours.² Additionally, 6 (car) and 5 (ACStyria) actors
44
45 from other member organizations (higher education/ R&D, promotion agencies) were visited.
46
47 In the German case findings have finally been discussed with a peer group of members
48
49 (March 2006), essentially confirming investigated patterns of effect. In the Styrian case, clus-
50
51 ter coordinators refused to have results openly presented to members claiming that this infor-
52
53 mation will not meet firms’ interests.
54
55
56
57
58
59
60

1
2
3 Before depicting findings we must admit some unavoidable methodical shortcomings (caused
4 by resource limitations and the 'first test' character of our project) that restrict the broader va-
5 lidity of results. Small sample sizes of surveyed CIs and member firms hardly allow for robust
6 generalizations, but, due to the depth of investigations, provide plausible hints on effects.³
7

8
9
10
11 And the analysed initiatives, although addressing similar sectors, are marked by various dif-
12 ferences which obscure insights derived from comparison. Results thus remain somehow ten-
13 tative and conjectural, yet instructive.
14
15
16
17

18 19 20 21 22 4.1. 'Surface' characteristics of the cluster initiatives 23

24
25 ACStyria and car e.V. are not comparable regarding some settings, although pursuing several
26 similar cluster-related objectives (as evident from published material and interviews with co-
27 ordinators): Both aim at supporting the competitiveness of member firms by providing indus-
28 try-specific information, networking assistance, and collective marketing. But ACStyria em-
29 ploys a broader range of networking and marketing measures than car e.V. and engages in ad-
30 ditional fields of cluster-enriching support, as elaborated below. These and other differences
31 need to be considered when interpreting findings.
32
33
34
35
36
37
38
39

40
41 ACStyria, created 1996 by the state government of Styria (economic promotion office SFG),
42 was first publicly funded for three years and then transformed into a member-financed limited
43 company (GmbH) (SFG, 2001; TÖDTLING, 2001; HARTMANN, 2002). There is still some sub-
44 stantial control by SFG (leading us to categorize the scheme as publicly dominated), with ma-
45 jor roles also played by two large companies (among them one car assembling OEM). ACSty-
46 ria has gained remarkable size in terms of budget (at times co-funded by the EU) and mem-
47 bers. A handful of professional staff coordinate various activities including information, net-
48 working and marketing services, delegation visits, qualification programs, infrastructure sup-
49 port, and attracting investors. They care for about 190 members covering a wide spectrum of
50 (sometimes just faintly) automotive-related service and manufacturing firms (figure 2).
51
52
53
54
55
56
57
58
59
60

1
2
3 (INSERT FIGURE 2 ABOUT HERE)
4

5 Car e.V. was established later, in spring 2001, and has always lived on members' fees. It was
6 initiated by companies and the regional entrepreneurs association. Dimensions are compara-
7 tively small, with just one coordinator caring for about 65 member organizations. Activities
8 include information, networking and cluster marketing, but not the attraction of investments
9 or creation of infrastructure, which typically lie beyond the interests and capacity of private
10 institutions (FROMHOLD-EISEBITH and EISEBITH, 2005). Members comprise automotive ser-
11 vice and producing firms, as in the Austrian case, and relatively high shares of education/
12 R&D institutions and promotion agencies (figure 2). OEMs are explicitly excluded in order to
13 sustain a more balanced power relationship among firms.
14
15

16 Thus, our investigation has covered a larger share of members of car (about 34%) than of
17 ACStyria (barely 13%), but involved roughly the same absolute numbers of active companies
18 in terms of an intentionally biased sample (see endnote 2). Comparing characteristics of in-
19 cluded firms, the samples differ just slightly (table 1), with car members showing relatively
20 more R&D affinity. As a rule, included firms have been members for several years, accumu-
21 lating sufficient experience for allowing judgement on effectiveness.
22
23

24 (INSERT TABLE 1 ABOUT HERE)
25
26

27 4.2. 'Core' effects of the cluster initiatives on individual firms

28 Basically, our survey explored whether certain effects commonly associated with cluster ad-
29 vantages have been induced at all, compared to the (baseline) situation before a firm's CI
30 membership (exactly 'measuring' them in terms of corporate figures proved impossible).
31 Looking at firm-level effects, virtually all respondents in both regions have noticed some
32 change, but the magnitude is fairly small, often barely noticeable. Only one, two ACStyria
33 members have gained major business impulses. Achieving firm-level impacts generally re-
34
35
36
37
38
39
40
41
42
43
44
45
46
47
48
49
50
51
52
53
54
55
56
57
58
59
60

1
2
3
4
5
6
7
8
9
10
11
12
13
14
15
16
17
18
19
20
21
22
23
24
25
26
27
28
29
30
31
32
33
34
35
36
37
38
39
40
41
42
43
44
45
46
47
48
49
50
51
52
53
54
55
56
57
58
59
60

quires that the CEO actively participates in organized activities (as informants tell). Hence, CI effects probably hardly reach far beyond the investigated minority of active firms.

(INSERT FIGURE 3 ABOUT HERE)

Accordingly, depicted impact (figure 3) must be interpreted as if setting a magnifying glass on a tiny object. But profile details are interesting. Some remarkable similarities between the samples regarding effect frequencies possibly reveal typical patterns for (automotive) cluster promotion, although this generalization is speculative. Firms mostly feel better informed and supported in corporate marketing, which only indirectly affects their dynamics. About half of them have received (minor) innovation impulses, shedding some positive light on promotion effects. But rare impacts on productivity, sales or employment growth, on risk or cost reductions indicate that advantages derived from strategic partnering remain below cluster-related assumptions (PORTER, 2000). The small impact on local embedding especially recorded for car members proves that our study has really captured additionalities, as Aachen's automotive engineering firms have always been well integrated into personal networks with local universities (table 1).

Figure 3 also shows some deviations between both samples, possibly influenced by case-specific promotion features and contexts (industry structure, institutional characteristics of the CIs, measures). ACStyria more often helped to extend market reach and reduce risks or costs, while car rather supported recruitment of qualified staff and outsourcing. Carefully interpreting these findings, the former scheme seems to mainly affect cluster processes concerning the production system (material transactions directly linked with production), whereas the latter stimulates the knowledge system of members (interactive learning, competence-based flexible specialization), drawing on a distinction by BELL and ALBU (1999). Additional support for this assumption is presented below.

Firm-level promotion effects can also be read from subjective judgements on fulfilment of expectations (comparing results to objectives), counting on informants' abilities to estimate

1
2
3 the scope and limits of achievable advantages. Findings, however, may be interpreted am-
4
5 biguously: high levels of satisfaction indicate that promotion has really met objectives or that
6
7 members have not expected much (in Styria, several firms joined the CI mainly due to local
8
9 patriotism). Our results again reveal similarities of the studied examples: expectations have
10
11 been completely fulfilled for almost every third firm, partly fulfilled for about two thirds, with
12
13 very few dissatisfied respondents. Almost all interviewees see a positive relation between the
14
15 benefits received from membership and paid fees (1,000-10,000 € p.a. for car e.V., 500-7,000
16
17 € p.a. for ACStyria depending on sales), or do not even think about the costs (a proper will-
18
19 ingness-to-pay analysis has not been conducted, though).

20
21
22
23 Looking at kinds of fulfilled expectations, in both cases firms have been satisfied especially
24
25 with expanded informal contacts (in ACStyria also including political actors) and local image
26
27 effects. Several car members also noticed a strengthening of 'weak ties'; ACStyria members
28
29 highlight information provision and labour qualification. Dissatisfaction has widely been ex-
30
31 pressed concerning a deficient creation of new business connections among members. In AC-
32
33 Styria this relates mostly to links in the value chain, while car members miss the combination
34
35 of technical competences for serving external customers (supporting the production versus
36
37 knowledge system assumption stated above). Many Austrian firms are also disappointed
38
39 about a loss of focus of their initiative by increased new entries of service providers just re-
40
41 motely associated with automotives, which target the members as a customer base (this has
42
43 already urged several companies to form a separate initiative, Styria Technology Network).
44
45 Car members feel insufficiently informed about potential partners, miss help in acquiring
46
47 qualified staff or gains in the international reputation of local strengths.
48
49
50
51
52
53
54
55
56

57 4.3. 'Core' effects of the cluster initiatives on the (networked) collective

58
59

60 Findings confirm that firm-level impacts are connected with collective dynamics emerging
from strengthened relationships with local partners (GORDON and MCCANN, 2000; PORTER,

1
2
3 2000). Our study investigated induced linkages and ‘soft’ intangible assets commonly re-
4
5 regarded as immaterial cluster qualities (MALMBERG and MASKELL, 2002).
6

7 Executives were asked to tell which kinds of links have been enhanced by their membership.
8
9 Thus we have not ‘counted’ new contacts (as suggested by RAINES, 2003; anyway, numbers
10
11 of collaborations or partners hardly correlate with economic importance), but learnt whether
12
13 certain categories of links have been fostered at all. It was impossible, though, to specify
14
15 business implications of these relationships because they only materialize over time, if at all
16
17 (a typical evaluation gap with regard to longer-term effects of networking; AUTIO, 1998; TA-
18
19 VISTOCK INSTITUTE *et al.*, 2003; BACHTLER and WREN, 2006). Yet, respondents unanimously
20
21 confirm that noticed impact on firm performance stems from increased interaction among
22
23 members, with intangible forms of mutual learning proving at least as important as tangible
24
25 linkages.
26
27
28
29

30
31 (INSERT FIGURE 4 ABOUT HERE)
32

33 Evidently, cluster promotion better embeds active members into information flows and per-
34
35 sonal relationships (figure 4). Less frequent are increased links in the value chain or R&D co-
36
37 operation. Concerning functional relationships especially ACStyria, despite of its long exis-
38
39 tence, is marked by unfulfilled hopes (‘impact expected’). This goes in line with earlier stud-
40
41 ies revealing weak regional automotive supply links (ADAMETZ *et al.*, 2000).
42
43
44

45 For joining the CI previous contacts to other members or coordinators play a major role. In
46
47 both cases, only every third to fourth sample firm has entered without them. Initiatives mainly
48
49 create a forum to solidify or functionalize transient links rather than establishing new ones
50
51 (confirming BENNEWORTH *et al.*, 2003). Similarly, membership has mostly not changed the
52
53 tried and tested support systems of companies (often including the chamber of commerce,
54
55 long-term business partners, service professionals, or - in the Aachen case – universities), es-
56
57 pecially not in the young car initiative. Just ACStyria has gained importance as a consultant or
58
59 networking hub for a number of respondents. But most firms welcome created additional con-
60

1
2
3 tact options, which broaden the scope and offer an industry-specific selection of potential col-
4
5 laborators nearby. In sum, however, impulses of both CIs on local networking are somehow
6
7 disappointing compared to the high emphasis put on this aspect by cluster promotion (OECD,
8
9 2001; RAINES, 2002; ANDERSSON *et al.*, 2004).

10
11 Looking at external links of member firms, an asset increasingly addressed by initiatives, ef-
12
13 fects have especially been achieved by ACStyria: about two thirds of interviewees could ex-
14
15 pand international connections (*e.g.* by delegation visits, which also foster networking among
16
17 members), mainly to Eastern Europe, Germany and China. In car e.V. only every third firm
18
19 has gained international contacts (which is not surprising given its location in Germany, itself
20
21 a major automotive location). In both cases, however, extended collaboration opportunities do
22
23 not add much to the already well established external business network of firms.
24
25

26
27 Apparently, induced collective dynamics offer options for future exploitation, a seedbed
28
29 rather than directly producing outcomes, as corroborated by other identified intangible effects.
30
31 Both schemes have raised a wide range of non-economic, atmospheric assets, notably com-
32
33 munity spirit, feelings of friendship, trust and collaborative attitudes (figure 5). Here ACSty-
34
35 ria has induced wider impact than car, based on its longer existence. The relatively low impor-
36
37 tance of competition in the car community may be explained by the fact that active companies
38
39 hardly have competitors among members due to the selective club nature of inclusion typify-
40
41 ing private initiatives (FROMHOLD-EISEBITH and EISEBITH, 2005).

42
43
44
45
46
47 (INSERT FIGURE 5 ABOUT HERE).

48
49 Overall, collective assets created by cluster promotion apparently bear a 'continuous stand-
50
51 by' character which hardly changes over time: Both CIs boost awareness of increased contact
52
53 options and feelings of comfort among members, yet rarely entail cooperative action and,
54
55 consequently, impact on firm performance. The accommodating atmosphere may still, in non-
56
57 measurable ways, positively influence corporate success (MALMBERG and MASKELL, 2002).
58
59
60

4.4. 'Core' effects of the cluster initiatives on the regional economy

The regional economy may profit from aggregate group-internal dynamics and wider image effects radiating from a CI. In this respect the objectives of the compared initiatives fundamentally differ, partly due to their public against private origin. ACStyria was installed as a driver of regional industrial restructuring and forms part of a system of interacting support approaches (TÖDTLING, 2001; TÖDTLING and TRIPPL, 2004). Representing a Styrian flagship scheme it enjoys extensive marketing that created a popular brand. Meanwhile a worldwide renowned model CI, its image effects reach far beyond the group of members (SFG, 2001; HARTMANN, 2002; SÖLVELL *et al.*, 2003). Car, in contrast, was started mainly for serving members' interests, considering the region as the business framework of firms, not as a subject of promotion per se. Activities therefore focus on members only.

Consequently, regional economic effects of ACStyria have ostensibly been much larger than of car, as confirmed by interviewed executives. Although both samples widely agree that the CI has raised regional recognition of existing automotive competences, all but two ACStyria members, against a third in car, see image effects reaching beyond regional borders; three quarters (ACStyria), against none (car), have noticed supportive impulses on the entire regional economy.

A main reason for this discrepancy is that ACStyria has also enriched regional infrastructure (higher education, technology centres), implemented labour qualification programs, and proactively attracted sector-related companies to the locality. According to an expert interview, investment of 1.95 billion € creating 10,000 jobs has been generated jointly by the state promotion agency SFG and ACStyria in 1999-2003. This refers to the attraction of about 20 supply firms delivering to the automobile assembler Magna (manufacturing various brands), the largest player on the spot. Especially this success has been referred to by our interview partners. Some, however, question whether added firms and jobs really account for the influence of ACStyria against that of the existence of Magna itself.

1
2
3 This leads to critical considerations regarding risks associated with the regional implications
4
5 of large-scale (public) cluster promotion. Big success in one field also creates dangerous de-
6
7 pendencies, and more than once we heard sceptical remarks about too much emphasis being
8
9 put on fostering rather traditional, mid-technology sectors. The existence of a focal OEM
10
11 (which, as some respondents suspect, mainly exploits the cluster scheme to its own advan-
12
13 tage) raises fears that next generation automobiles may not be assembled here any more, but
14
15 at lower-cost locations. This could quickly tear down established facades, and the only hope is
16
17 that attracted supply firms will stay in the region despite of the defected customer. Apart from
18
19 impulses by Magna and a few other players on regional economic dynamics, the additionali-
20
21 ties truly caused by ACStyria may be much less impressive.
22
23
24
25

26 Car has, by its different nature, not been capable of producing substantial regional impact be-
27
28 sides raising some attention for the regional automotive strengths. This asset, however, may
29
30 over time help to collectively market joint competences for the sake of regional economic sta-
31
32 bility, even growth. Activities possibly bearing wider effects, like the promotion of (univer-
33
34 sity) spin-off firms and the attraction of investors to the Aachen region, lie in the hands of
35
36 other agencies (themselves members of car e.V.) that add to overall outcomes.
37
38
39

40 We have not engaged in top-down calculating macro level effects of the compared CIs using
41
42 regional statistics as this exercise seems useless. Empirical findings indicate that impact
43
44 measured in conventional terms (additional sales, employment etc.) is too small in order to
45
46 clearly exhibit in statistics and is not discernable from influences by other major factors, such
47
48 as the behaviour of large customers, external market dynamics, technology and organizational
49
50 changes, and developments at competing automotive locations.
51
52
53
54

55 56 57 4. Conclusions

58
59
60 Returning to the question 'where is the value added in cluster promotion', our qualitative
multi-level evaluation approach hints at some achievements, but also deficiencies in relation

1
2
3 to conceptual assumptions as well as stated promotion objectives. This may disappoint cluster
4
5 enthusiasts and please critics.

6
7 Empirical investigations of induced additionalities of two automotive CIs divulge that, appar-
8
9 ently, impact on member firms' business performance is fairly small, but noticeable for all
10
11 who actively participate. There are only minor aggregate effects on the regional economy, ex-
12
13 cept for efforts to regionally attract investors (which is actually not at the heart of cluster
14
15 promotion). On the level of the cluster collective, initiatives create new contacts and remark-
16
17 able intangible assets, but they rarely materialise into functional links and sustain a 'continu-
18
19 ous stand-by' status. Induced feelings of comfort hardly perceptibly affect member firms'
20
21 business performance. This reverberates ANGELES DIEZ' (2002, p. 298f) finding that 'non-
22
23 economic impact of new regional policies [...] appears as the most significant impact high-
24
25 lighted in all the evaluations reviewed', and 'that the most significant effects of these policies
26
27 are produced in the social, institutional and cultural spheres'. Cluster promotion therefore
28
29 seems to help (automotive) firms to react to economic challenges predominantly by enhancing
30
31 social resources. But does this sufficiently rectify costly schemes?
32
33

34
35 Regarding depicted profiles of effects, the two investigated automotive CIs display some star-
36
37 tling similarities possibly hinting at typical patterns. Our project outline, however, only per-
38
39 mits careful, tentative generalizations and requires confirmation by further studies. Still, the
40
41 degree of congruence is surprising given the hardly deterministic relationship between support
42
43 and outcomes as even 'very similar policies can produce very different club goods tailored to
44
45 local needs' (BENNEWORTH *et al.*, 2003, p. 518). At the same time, discrepancies between pat-
46
47 terns of effect of both examples point at case-specific dynamics associated with CIs, ground-
48
49 ing in the idiosyncratic interplay of regional and industrial conditions, age, resource inputs
50
51 and activity portfolios of schemes, and other features (ANGELES DIEZ, 2001). Interestingly,
52
53 our results indicate that a lean-budget private CI can in some respects be just as effective, and
54
55 even more efficient, than a large, publicly controlled one (supporting FROMHOLD-EISEBITH
56
57
58
59
60

1
2
3 and EISEBITH, 2005). Generally, effects of cluster schemes are determined by a mix of various
4
5 factors, including personal qualities of coordinators (new staff can at times ‘turn around’ the
6
7 entire setting to the better or the worse).
8

9
10 In sum, the impact of cluster promotion appears to be less significant than, and structurally
11
12 different from, what is commonly assumed. Coordinators should more candidly and critically
13
14 deal with the issue, exchanging the urge to build up facades against more realistic attitudes.
15
16 This does not mean, however, that cluster support is worthless or should be abandoned, as it
17
18 produces some positive additionalities. But if there is a choice between letting a nascent pri-
19
20 vate CI further evolve or driving forward a costly public effort targeting the same sector group
21
22 (which marks the situation for automotive sectors both in the German state of Northrhine-
23
24 Westphalia and, in some way, in Austrian Styria), the first option shall be preferred by its bet-
25
26 ter cost-benefit ratio. In order to generally achieve better outcomes, our study suggest that
27
28 cluster promotion needs to focus more on functionalizing members’ relationships, indirectly
29
30 also raising impact on business performance and the regional economy.
31
32

33
34 Finally reflecting on methodology, our assessment has, by its pragmatic approach, only pro-
35
36 vided conjectural insights into CI effects, based on small, however meaningful samples. Sev-
37
38 eral findings correspond with results of regional policy evaluations (ANGELES DIEZ, 2002;
39
40 BACHTLER and WREN, 2006), and the *ex-post*, bottom-up method has credibly conveyed cau-
41
42 sality and additionality, as required for a sound evaluation rationale. Absolute limits to as-
43
44 sessment remain, such as the problem to capture secondary, longer-term dynamics evolving
45
46 from initial sparks. And our study has traced perceptions of impact taken from the minds of
47
48 people instead of solid facts, that are impossible to determine in the case of CI. Hence results
49
50 may be biased by constructivist forces emerging from the specific industrial, cultural and per-
51
52 sonal backgrounds of informants, even instant moods influencing their views at the interview
53
54 date. We can only get closer, but never completely know the truth.
55
56
57
58
59
60

1
2
3 Acknowledgements
4

5 We thank the research foundation of the University of Salzburg for financially supporting our
6
7 empirical work. Thanks also goes to two anonymous referees who helped to significantly im-
8
9 prove the paper. All responsibilities, however, remain solely ours.
10
11

12
13
14
15
16 ¹ OHLER *et al.* (2001), LEARMONTH *et al.* (2003) and SÖLVELL *et al.* (2003) are the only avail-
17
18 able studies so far. Raised concern for the task, though, is indicated by a new greenbook on
19
20 evaluating cluster initiatives currently compiled under the auspices of The Competitiveness
21
22 Institute, scheduled to come out in 2007 (www.competitiveness.org).
23
24

25 ² We tried to include more companies, but reached limits due to lacking interest of other con-
26
27 tacted firms to be interviewed (mainly in the case of car e.V.), failure to coordinate an inter-
28
29 view date, or several cases of firms just cancelling their membership (mainly in the case of
30
31 ACStyria). This appears to indicate also limits of engagement, hence potentially of effective-
32
33 ness of the studied initiatives, which adds to the results.
34
35

36
37 ³ The research approach should definitely be applied to a wider number of cluster initiatives in
38
39 the future, preferably in a EU framework.
40
41
42
43
44
45
46
47
48
49
50
51
52
53
54
55
56
57
58
59
60

References

- ADAMETZ C., FRITZ O. and HARTMANN, C. (2000) *Cluster in der Steiermark: Lieferverflechtungen, Kooperationsbeziehungen und Entwicklungsdynamik*. Report to the State Government of Styria, WIBIS project. Joanneum Research, Graz.
- ANDERSSON T., SCHWAAG-SERGER S., SÖRVIK J. and HANSSON E.W. (2004) *The Cluster Policies Whitebook*. International Organisation for Knowledge Economy and Enterprise Development, Malmö.
- ANGELES DIEZ M. (2001) The evaluation of regional innovation and cluster policies: towards a participatory approach, *European Planning Studies* 9, 907-924.
- ANGELES-DIEZ M.(2002) Evaluating new regional policies. Reviewing the theory and practice, *Evaluation* 8, 285-305.
- ASHEIM B., COOKE P. and MARTIN R. (Eds) (2006) *Clusters and Regional Development: Critical Reflections and Explorations*. Routledge, London.
- AUDRETSCH D. B. and FELDMAN M. P. (1996) Innovative clusters and the industry life cycle, *Review of Industrial Organisation* 11, 253-273.
- AUTIO E. (1998) Evaluation of RTD in regional innovation systems, *European Planning Studies* 6, 131-40.
- BACHTLER R. and WREN C. (2006) Evaluation of European Union Cohesion Policy: Research Questions and Policy Challenges, *Regional Studies* 40, 143-153.
- BAPTISTA R. (2000) Do innovations diffuse faster within geographical clusters? *International Journal of Industrial Organization* 18, 515-535.
- BENNEWORTH P., DANSON M., RAINES P. and WHITTAM G. (2003) Confusing cluster? Making sense of the cluster approach in theory and practice, *European Planning Studies* 11, 511-520.

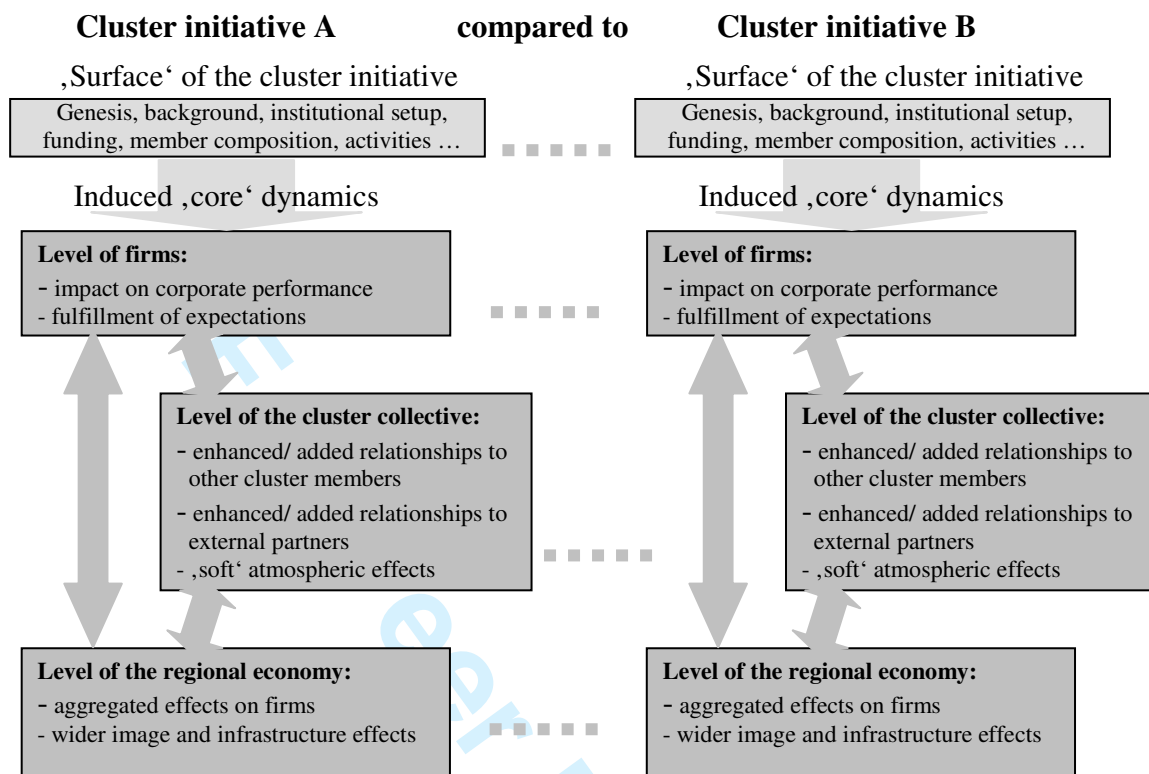
- 1
2
3 BENNEWORTH P. and HENRY N. (2004) Where is the value added in the cluster approach?
4
5 Hermeneutic theorising, economic geography and clusters as a multiperspectival approach,
6
7 *Urban Studies* 41, 1011-1023.
8
9
10 BELL M. and ALBU M. (1999) Knowledge systems and technological dynamism in industrial
11
12 clusters in developing countries, *World Development* 27, 1715-1734.
13
14
15 BOEKHOLT P. and THURIAUX B. (1999) Public policies to facilitate clusters: background, ra-
16
17 tionale and policy practices in international perspective, in OECD (Ed.) *Boosting Innova-*
18
19 *tion: The Cluster Approach*, pp. 381-412. OECD, Paris.
20
21
22 BOSCHMA R. and KLOOSTERMAN R. (Eds) (2005) *Learning from Clusters: A Critical Assess-*
23
24 *ment from an Economic-geographical Perspective*. Springer, Dordrecht.
25
26
27 BRENNER T. (2004) *Local Industrial Clusters: Existence, Emergence and Evolution*.
28
29 Routledge, London.
30
31
32 BRESCHI S. and MALERBA F. (Eds) (2005) *Clusters, Networks, and Innovation*. Oxford Univ.
33
34 Press, Oxford.
35
36 ENRIGHT M. (2003) Regional clusters: what we know and what we should know, in BRÖCKER
37
38 J., Dohse D. and Soltwedel R. (Eds) *Innovation Clusters and Interregional Competition*,
39
40 pp. 99-129. Springer, Berlin.
41
42
43 EU COMMISSION (2002) *Regional Clusters in Europe*. Observatory of European SMEs
44
45 2002/no. 3. Report coordinated by ISAKSEN A. and HAUGE E.. European Union, Brussels.
46
47
48 FROMHOLD-EISEBITH M. and EISEBITH G. (2005) How to institutionalize innovative clusters?
49
50 Comparing explicit top-down and implicit bottom-up approaches, *Research Policy* 34,
51
52 1250-1268.
53
54
55 GEORGHIOU L. (1998) Issues in the evaluation of innovation and technology policy, *Evalua-*
56
57 *tion* 4, 37-51.
58
59
60 GORDON I.R. and MCCANN, P. (2000) Industrial clusters: complexes, agglomeration and/or
social networks? *Urban Studies* 37, 513-532.

- 1
2
3 HARTMANN C. (2002) Styria, in RAINES, P. (Ed) *Cluster Development and Policy*, pp. 123-
4
5 140. Ashgate, Aldershot.
6
7
8 HASSINK R. and WOOD M. (1998) Geographic 'clustering' in the german opto-electronics in-
9
10 dustry: Its impact on R&D collaboration and innovation, *Entrepreneurship & Regional De-*
11
12 *velopment* 10, 277-296.
13
14
15 HOSPERS G.-J. and BEUGELSDIJK S. (2002) Regional Cluster Policies: Learning by Compar-
16
17 ing? *Kyklos* 55, 381-402.
18
19
20 HUDSON R. and SCHAMP E.W. (Eds) (1995) *Towards a New Map of Automobile Manufactur-*
21
22 *ing in Europe? New Production Concepts and Spatial Restructuring*. Springer, Berlin.
23
24
25 ISAKSEN A. (2005) Regional clusters building on local and non-local relationships. A euro-
26
27 pean comparison, in LAGENDIJK A. and OINAS P. (Eds) *Proximity, Distance and Diversity ,*
28
29 *Issues on Economic Interaction and Local Development*, pp. 129-151. Ashgate, Aldershot.
30
31
32 KETELS C., LINDQVIST G. and SÖLVELL Ö. (2006) *Cluster Initiatives in Developing and Tran-*
33
34 *sition Economies*. Center for Strategy and Competitiveness, Stockholm.
35
36
37 LEARMONTH D., MONRO A. and SWALES J.K. (2003) Multi-sectoral cluster modelling: the
38
39 evaluation of Scottish Enterprise cluster policy, *European Planning Studies* 11, 567-584.
40
41
42 MALMBERG A. and MASKELL P. (2002) The elusive concept of localization economies: to-
43
44 wards a knowledge-based theory of spatial clustering, *Environment and Planning A* 34,
45
46 429-449.
47
48
49 MARTIN R. and SUNLEY P. (2003) Deconstructing clusters: chaotic concept or policy pana-
50
51 cea? *Journal of Economic Geography* 3, 5-35.
52
53
54 MARTIN R. and TYLER P. (2006) Evaluating the Impact of the Structural Funds on Objective 1
55
56 Regions: An Exploratory Discussion, *Regional Studies* 40, 201-210.
57
58
59 MCCANN P. and ARITA T. (2006) Clusters and regional development: some cautionary obser-
60
vations from the semiconductor industry, *Information Economics and Policy* 18, 157-180.

- 1
2
3 NEWLANDS D. (2003). Competition and cooperation in industrial clusters: the implication for
4
5 public policy, *European Planning Studies* 11, 521-532.
6
7
8 OECD (Ed) (1997) *Policy Evaluation in Innovation and Technology: Towards Best Practices*.
9
10 OECD Proceedings, OECD, Paris.
11
12 OECD (Ed) (2001). *Innovative Clusters: Drivers of National Innovation Systems*. OECD,
13
14 Paris.
15
16
17 OHLER F., GAMSJÄGER C. and MAHLICH J. (2001) *Evaluierung der oberösterreichischen*
18
19 *Clusterinitiativen*. Studie im Auftrag des Amtes der oberösterreichischen Landesregierung.
20
21 Technopolis Forschungs- und Beratungsgesellschaft mbH, Wien.
22
23
24 PORTER M. (2000) Locations, clusters and company strategy, in CLARK G.L., FELDMAN M.P.
25
26 and GERTLER M.S. (Eds) *The Oxford Handbook of Economic Geography*, pp. 253-274.
27
28 Oxford Univ. Press, Oxford.
29
30
31 PRESS K. (2006) *A Life Cycle for Clusters? The Dynamics of Agglomeration, Change, and*
32
33 *Adaptation*. Physica-Verlag, Heidelberg.
34
35
36 RAINES P., (Ed) (2002) *Cluster Development and Policy*. Ashgate, Aldershot.
37
38 RAINES, P. (2003) Cluster Behavior and Economic Development: New Challenges in Policy
39
40 Evaluation, *International Journal of Technology Management* 26, Nos.2/3/4 (2003), 191-
41
42 204.
43
44
45 SARACENO E. (1999) The Evaluation of Local Policy Making in Europe, *Evaluation* 5, 439-
46
47 457.
48
49
50 SCHAMP E.W., RENTMEISTER B. and LO V. (2004) Dimensions of proximity in knowledge-
51
52 based networks: the cases of investment banking and automobile design, *European Plan-*
53
54 *ning Studies* 12, 607-624.
55
56
57 SFG (Steirische Wirtschaftsförderung) (2001) *Good Practice on Cluster Management*. Report
58
59 for the EU project ACENET. SFG, Graz.
60

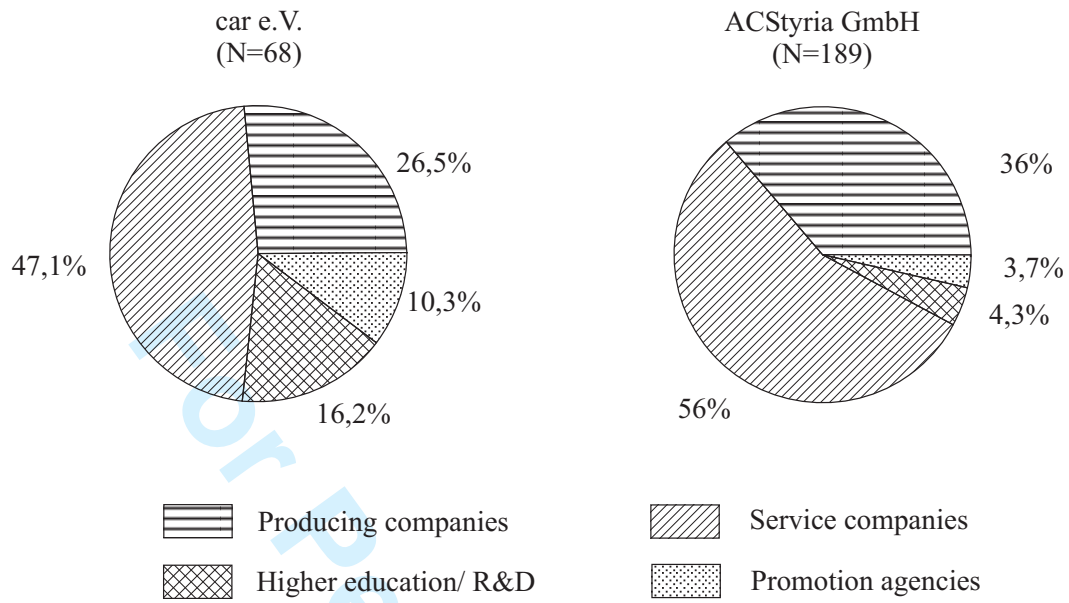
- 1
2
3 SÖLVELL Ö., LINDQVIST G. and KETELS C. (2003) *The Cluster Initiative Greenbook*. Ivory
4
5 Tower AB, Gothenburg.
6
7 STERNBERG R. and LITZENBERGER T. (2004) Regional clusters in Germany – their geography
8
9 and their relevance for entrepreneurial activities, *European Planning Studies* 12, 767-791.
10
11 TAVISTOCK INSTITUTE with GHK and IRS (2003) *The Evaluation of Socio-economic Devel-*
12
13 *opment: The Guide*. Tavistock Institute, London
14
15 TÖDTLING F. (2001) Industrial clusters and cluster policies in Austrian regions, in MARIUSSEN
16
17 A. (Ed.) *Cluster Policies – Cluster Development?* pp. 59-78. Stockholm.
18
19 TÖDTLING F. and TRIPPL M. (2004) Like phoenix from the ashes? The renewal of clusters in
20
21 old industrial areas, *Urban Studies* 41, 1175-1195.
22
23
24
25
26 VAN DER LINDE C. (2003). The demography of clusters – findings from the Cluster Meta
27
28 Study, in BRÖCKER J., DOHSE D., SOLTWEDEL R. (Eds) *Innovation Clusters and Interre-*
29
30 *gional Competition*, pp. 130-149. Springer, Berlin.
31
32
33 VAN DER MEER F.-B. and EDELENBOS J. (2006) Evaluation in Multi-Actor Policy Processes.
34
35 Accountability, Learning and Co-operation, *Evaluation* 12, 201-218.
36
37
38 WOLFE D.A. and GERTLER M. (2004) Clusters from the inside and out: local dynamics and
39
40 global linkages, *Urban Studies* 41, 1071-1093.
41
42
43
44
45
46
47
48
49
50
51
52
53
54
55
56
57
58
59
60

Figure 1: Systemic approach towards evaluating effects of cluster initiatives



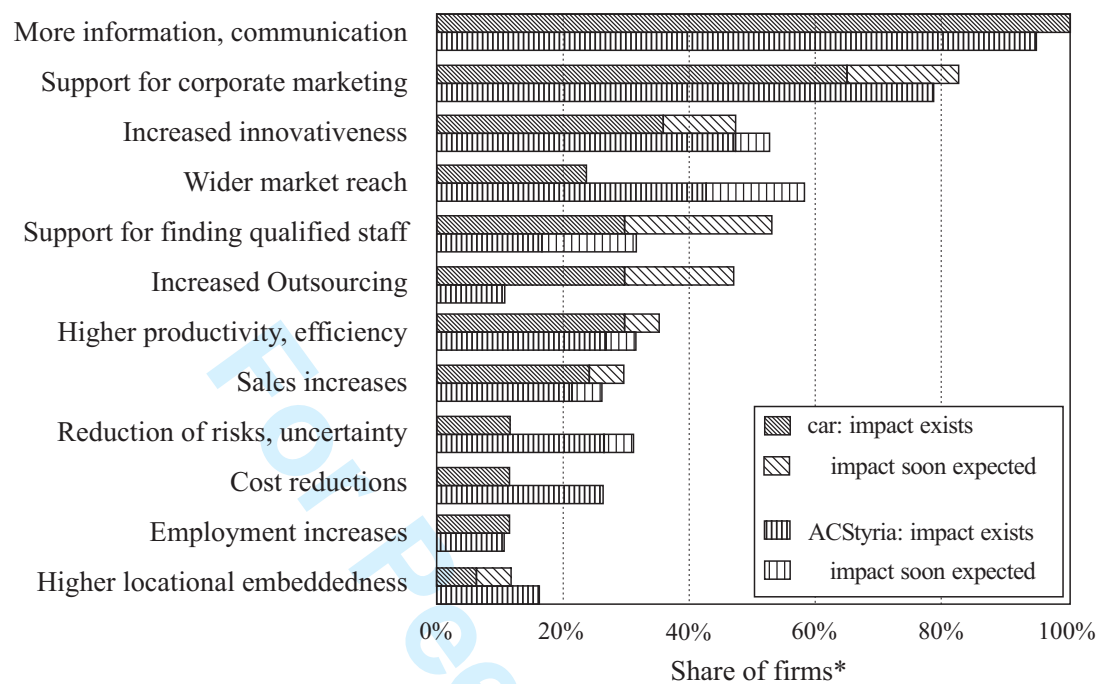
Source: Depiction by the authors

Figure 2: Members of the cluster initiatives car e.V. and ACStyria GmbH (in 2005)



Source: Depiction by the authors based on member lists at www.car-aachen.de and www.acstyria.com

Figure 3: Impact of car e.V. and ACStyria GmbH on dynamics of member firms



* According to semi-standardized interviews with 17 member firms of car e.V. and 19 of ACStyria GmbH.

Source: Based on company interviews by the authors in 2004-2005

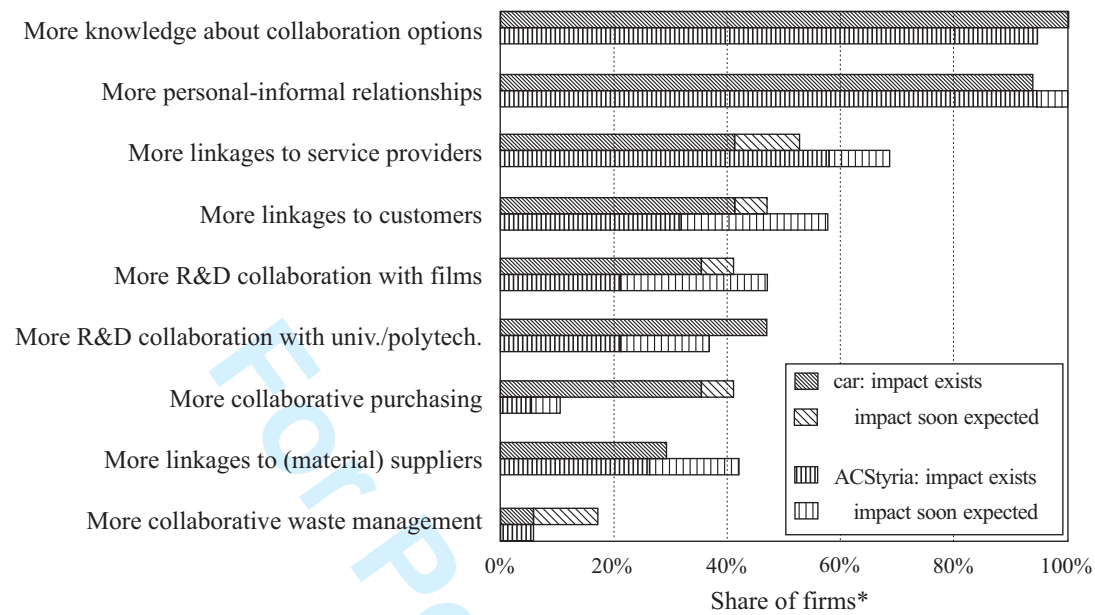
Table 1: Selected characteristics of interviewed firms in car e.V. and ACStyria GmbH

	car e.V. (n=17)	ACStyria GmbH (n=19)
Type of company:		
Producers	6 (35%)*	9 (47%)
Service providers	11 (65%)	10 (53%)
Status of company:		
Independent/ HQ	12 (71%)	15 (79%)
Branch of company with HQ inland	3	-
with HQ abroad	2	4
Year of local establishment:		
Before 1990	11 (65%)	11 (58%)
After 1990	6 (35%)	8 (42%)
Number of locally employed people, mean average per firm	168	140
Firms with a high R&D intensity (≥10% of sales)	13 (76%)	10 (53%)
Emergence from a local university/ polytechnic (e.g. spin-offs)	13 (76%)	7 (37%)
Active cluster participation:		
highly active	6 (35%)	6 (32%)
medium active	8 (47%)	9 (47%)
rather passive	3 (18%)	4 (21%)

* Based on such small sample sizes, calculated percentages can only be taken as a rough indication of structural characteristics and differences between the two investigated cases.

Source: Based on company interviews by the authors in 2004-2005

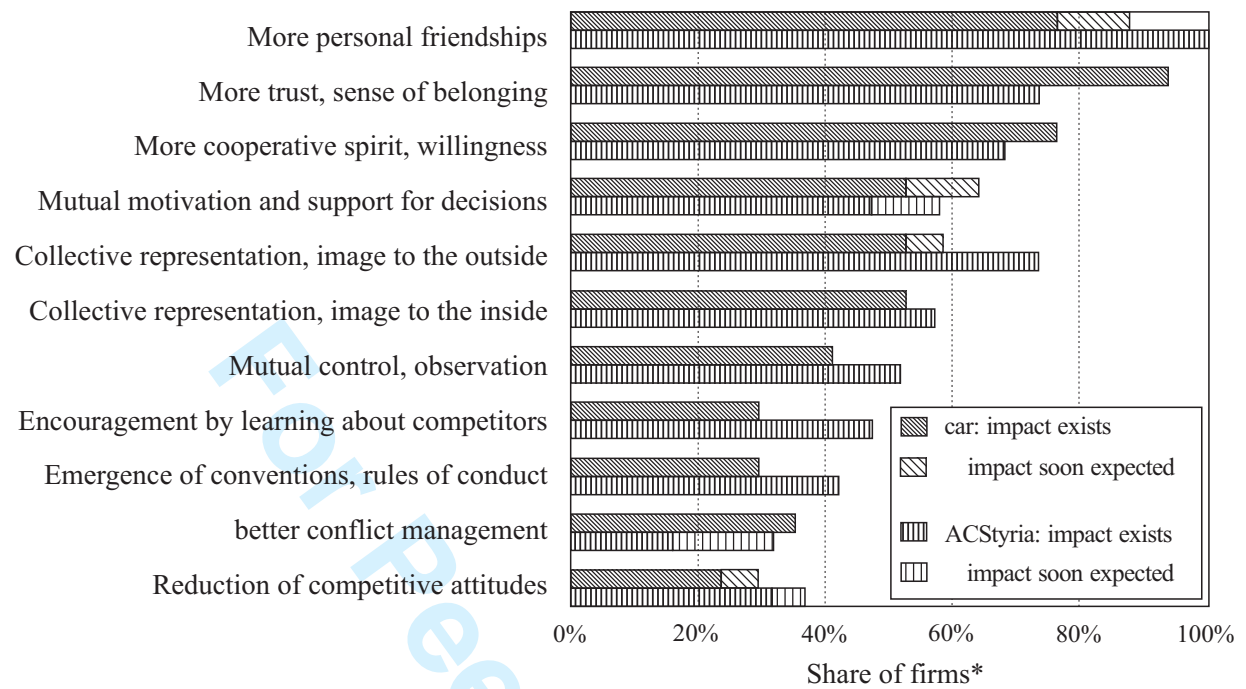
Figure 4: Cluster relationships of firms enhanced by car e.V. and ACStyria GmbH



* According to semi-standardized interviews with 17 member firms of car e.V. and 19 of ACStyria GmbH.

Source: Based on company interviews by the authors in 2004-2005

Figure 5: 'Soft' collective assets induced by car e.V. and ACStyria GmbH



* According to semi-standardized interviews with 17 member firms of car e.V. and 19 of ACStyria GmbH.

Source: Based on company interviews by the authors in 2004-2005