



HAL
open science

Ordering dynamics in the presence of multiple phases

Alberto Petri, Miguel Ibañez de Berganza, Vittorio Loreto

► **To cite this version:**

Alberto Petri, Miguel Ibañez de Berganza, Vittorio Loreto. Ordering dynamics in the presence of multiple phases. *Philosophical Magazine*, 2008, 88 (33-35), pp.3931-3938. 10.1080/14786430802484899 . hal-00513980

HAL Id: hal-00513980

<https://hal.science/hal-00513980>

Submitted on 1 Sep 2010

HAL is a multi-disciplinary open access archive for the deposit and dissemination of scientific research documents, whether they are published or not. The documents may come from teaching and research institutions in France or abroad, or from public or private research centers.

L'archive ouverte pluridisciplinaire **HAL**, est destinée au dépôt et à la diffusion de documents scientifiques de niveau recherche, publiés ou non, émanant des établissements d'enseignement et de recherche français ou étrangers, des laboratoires publics ou privés.



Ordering dynamics in the presence of multiple phases

Journal:	<i>Philosophical Magazine & Philosophical Magazine Letters</i>
Manuscript ID:	TPHM-08-May-0208.R1
Journal Selection:	Philosophical Magazine
Date Submitted by the Author:	05-Sep-2008
Complete List of Authors:	Petri, Alberto; CNR, Istituto dei Sistemi Complessi de Berganza, Miguel; Institute for Theoretical Physics (CSIC), Universidad Autonoma de Madrid Loreto, Vittorio; Università "La Sapienza", Dipartimento di Fisica
Keywords:	lattice dynamics, metastability, non-equilibrium phenomena, phase transitions
Keywords (user supplied):	
<p>Note: The following files were submitted by the author for peer review, but cannot be converted to PDF. You must view these files (e.g. movies) online.</p> <p>petri_2.tex petri.bib petri_2.bbl petri_2.blg</p>	



RESEARCH ARTICLE

*Ordering dynamics in the presence of multiple phases*Alberto Petri^{a*}, Miguel Ibañez de Berganza^b and Vittorio Loreto^c

^a*Istituto dei Sistemi Complessi - CNR, via del Fosso del Cavaliere 100, 0033 Roma, Italy;* ^b*Instituto de Física Teórica (CSIC), Universidad Autónoma de Madrid, Madrid 28047, Spain;* ^c*Dipartimento di Fisica, Università La Sapienza, P.le A. Moro 2, 00185 Roma, Italy*

(Received 00 Month 200x; final version received 00 Month 200x)

The dynamics of the 2D Potts ferromagnet when quenched below the transition temperature is investigated in the case of discontinuous phase transition, which is interesting for understanding the non equilibrium dynamics of systems with many competing equivalent low temperature phases, that appears to be not much explored. After briefly reviewing some recent findings, we focus on the numerical study of quenches just below the transition temperature on square lattices. We show that, up to a certain time, metastable states can be observed for which energy stays constant above the equilibrium energy and the self-correlation function displays a fast decay.

Keywords: phase transition, lattice dynamics

1. Introduction

The way in which thermodynamical systems attain equilibrium when driven through a phase transition has been subject of much work [1–4]. In fact, while equilibrium requires generally an infinite time to be reached, different dynamical regimes can be observed which present often peculiar properties (different kinds of dynamic scaling, critical slowing-down, spatial self-affinity, etc.) depending on the thermal history and the system. Dynamics of different phase transitions have been widely investigated, e.g. from a disordered to an ordered phase, or between two ordered phases. Among the model systems, the Ising model displays both instances: in zero magnetic field it undergoes a continuous phase transition from the high temperature paramagnetic phase to the low temperature ferromagnetic phase; the transition is discontinuous when at constant low temperature an external magnetic field is reversed. Both problems have been widely investigated. In the first case, one of the main results is contained in the Allen-Cahn law for the ordered phase domain growth at low temperature, which predicts a power law decay of the energy $\simeq t^{-1/k}$, with $k = 2, 3$ [1, 2]. For what concerns the second case, the metastability associated with the field-driven first order phase transition has been studied with nucleation theory and its generalizations [3, 4], which describe effectively the nucleation time and other features of the metastable states [4–7].

Not many results seem instead available for the ordering dynamics of systems possessing many equivalent ordered phases [1]. On one hand, the coarsening at low

*Corresponding author. Email: alberto.petri@isc.cnr.it

temperature presents peculiar properties not well described by the Allen-Cahn theory. This is predicted on general bases by the Lifshitz's criterium [8], according to which a system possessing many equivalent ordered phases may equilibrate towards non-homogeneous phases when quenched below its critical point if their number is larger than the real space dimensionality. Thus, equilibrium phases at low temperature can be not uniquely defined and systems may display complex behaviours. On the other hand, and differently from what happens for the Ising case, there exists little theoretical study of the metastability near the temperature-driven transition of the $2D$ q -Potts model (which is first order for $q > 4$). A recent one [9] predicts in particular that, for this, model metastability is a finite size effect. The study is based on a droplet expansion and, to our knowledge, has not yet been compared with the dynamics observed in simulations [10] (metastability in the Potts model has been investigated with different aims in [11], and for the field driven transition in [12]).

The aim of the present paper is to resume some recent findings on the dynamics of the $d = 2$ Potts model [13] and to present some new results concerning metastability in the undercooled states just below the transition. Investigation of temperature driven metastability in this model seems particularly important for several reasons. The model presents interest in itself, being an effective model for systems with many possible broken symmetries, and mimics the dynamics of a large variety of real systems, such as gas adsorption [13], froth [14], grain growth [15], biological cell [16, 17]. On the other hand, as mentioned before, the existence, or not, of metastable states associated to the temperature-driven first order transition of the Potts model is an old problem, firstly proposed by Binder [10], and which remains still open.

The next section quickly recall the Potts model and presents a brief review of some recent finding on its dynamics on the square lattice in different temperature regions below the transition temperature. After introducing some elementary notions about metastable states in thermodynamical systems and a brief discussion on some recent findings concerning the metastable states of the Potts model, Sec. 3 points out the presence of metastable states for the model on square lattice simulations in terms of energy and self-correlation function. Section 4 presents a short summary and perspectives.

2. Potts model dynamics below the transition temperature

The Potts model is described by a Hamiltonian of the kind [13]:

$$\mathcal{H}\{\eta\} = \sum_{\langle ij \rangle} (1 - \delta_{\eta_i, \eta_j}), \quad (1)$$

where η_i is the state of site i that can assume one out of q different values, usually identified by an integer: $\eta_i \in [1, q]$. When $q = 2$ Eq. (1) reduces to the Ising Hamiltonian (within multiplicative and additive constants). Here the case of nearest neighbour interaction on square lattice will be considered. It presents a discontinuous equilibrium temperature driven phase transition at T_q for $q > 4$ [13].

The non equilibrium dynamics of the Potts model presents several peculiar features. For example the determination of the domain growth exponents in the Allen-Cahn law at low temperature remained problematic for a long time [14, 18], whereas it was just an artifact of the residual energy [19, 20] (see below). From a general point of view, a recent survey on the different dynamical regimes displayed by the

Potts model has been done by Ferrero and Cannas [21]. These regimes are observed in numerical realizations of the system when they are cooled below the transition temperature T_q and depend on the final temperature T that, according to the dynamical features, can be grouped in roughly three different ranges [21], delimited by the temperatures $0 < T_g < T^* < T_c < T_q$.

- For $T^* \lesssim T < T_c$ relaxation is dominated by simple coarsening, which follows the quench according the Allen-Cahn law [1] for the growth of the domain size, with the energy per site decaying as : $e(t) \simeq t^{-1/2}$.
- For $T_g \lesssim T \lesssim T^*$ the simple coarsening is interrupted at long time scales and the system is trapped with finite probability in some configurations of high symmetry with characteristic lengths that grow with the system size [21]. These states can be identified with those predicted by Lifshitz, from which the system escapes by activated dynamics.
- For $T \lesssim T_g$ the system gets stuck in some kind of frozen or glassy states with well defined lifetime, which diverges with $T \rightarrow 0$ as $e^{c/T}$ [21]. An interesting aspect [20, 22, 23] is that during relaxation the system obeys a generalized Allen-Cahn law which includes an additive constant e_0 :

$$e(t) \simeq e_0 + a \cdot t^{-1/2}.$$

The value of the constant corresponds to the average energy of the glassy states at zero temperature [23]. The existence of freezing at zero temperature and the role of activated process at low temperature was first pointed out by Vinals and Grant. Domains are pinned by some local finite energy barrier [24, 25] which cannot be overcome if $T \simeq 0$. For low finite temperature these states present a lifetime independent of the system size [21], which is determined by the predominance of the activation time with respect to an equilibration time [24].

In addition to the above temperature ranges it is seen that, in the range just below the transition T_q , some metastable states with energy and structure similar to the disordered phase can be observed [21, 26]. Investigation of the nature of these states is the subject of the next section.

3. Metastable states

3.1. Theoretical premises

Existence of metastable states just below a discontinuous transition is predicted by phenomenological theories like Van der Waals equation for the liquid-gas transitions [3] and are a general feature of theories with mean-field or long range interaction [4]. As in the Van der Waals equation, metastable branches appear as a continuation of the stable branch beyond the transition point and have to be replaced by the coexistence curve, e.g. via the Maxwell construction. Along these branches the metastable state is thermodynamically stable as long as the second free energy derivative is positive and the escape from from the local minimum takes places via thermal activation. The theory of Ginzburg and Landau takes into account localized fluctuations, but these cannot be very large, excluding therefore interesting regions from its range of validity, like the one around the critical temperature. At the end of the metastable branch is the spinodal point. There the second derivative of the free energy changes of sign, making the whole system unstable. The decay to the stable phase is global and quick.

Beyond mean field, statistical mechanics of short-interacting systems cannot ac-

count properly for metastability, since the partition function in ensemble theory is dominated by the global minimum of the free energy functional in phase space.

At equilibrium, metastable states in short range system with translational invariance are thermodynamically forbidden by stability requirements [27], although they can be obtained by setting specific constraints to the accessible phase space or taking suitable limits in some perturbative approaches [4]. The constraint is related to a timescale, up to which the metastable phase do not explore the whole available phase space. In this context, in the droplet theory for the condensation of the field-driven Ising transition [5], the fluctuations neglected in mean-field approaches give raise locally to droplets of the stable phase. An ensemble of non-interacting droplets of the stable phase is considered, its growth being favored by the bulk free energy, which is lower in presence of an external field, and hindered by the surface tension. The model has been extensively tested in two and three dimensions [7].

Meunier and Morel [9] considered an adaptation of the droplet approach to the 2D Potts model. According to their findings, for the T -driven Potts model transition, differently from what happens in the Ising case, the growth of the droplet just below T_q is favored by the tendency to lower the total energy of the system (the interface perimeter between droplets), in favour of the system entropy (which increases where many small droplets are present). In this case, the ensemble of droplets is also different with respect to the Ising case in that droplets have an intrinsic entropy, and can assume different shapes. The theory by Meunier and Morel leads to a temperature range in which metastability is present in finite-size systems, range which, however, shrinks to zero in the thermodynamic limit. This behaviour, related in some way to the anomalous growth of fluctuations with the system size near the critical point, has, to our knowledge, not yet been confirmed by dynamic calculations. Investigation of metastable states from a pure dynamical point of view seems therefore to deserve interest.

3.2. Some numerical results

Numerical simulation of the Potts model with more than four states in $2D$ constitutes a very stimulating and effective way for investigating the nature of metastable states in systems with many low-temperature stable phases.

A way for identifying metastable states just below the transition temperature is to look at the time behaviour of the energy per site $e(t)$. As a test system we have considered the Potts model on square lattices with $q = 12, 50$. Simulations have been performed by preparing the system in the high temperature disordered phase and then quenching it by Metropolis dynamics below the transition temperature T_q .

For the $q = 12$ system, for which $T_q = 1/\beta_q = 0.668$, we have taken the quench inverse temperature at $\beta = \beta_q + j \cdot 0.005$, with $j = 1, \dots, 10$. The resulting time behaviour for lattices of size $L = 250$ is shown in figure 1. Each line is obtained by averaging over 50 different realizations of initial conditions and thermal noise, and the errors are the resulting standard deviations. It is seen that for temperature close to T_q , $e(t)$ stays stationary (a signature of metastability [4]) until large times, at an excess energy with respect to the equilibrium state. The existence of these metastable states is in agreement with [9], who however predict their disappearance in the thermodynamic limit.

From the point of view of the local dynamics, if the system is in a metastable state just below the transition temperature, it is expected to be indistinguishable from one in equilibrium. This property is reflected in the time behaviour of the self-correlation function. In the equilibrium disordered phase ($T > T_q$) this function

1 displays a fast (exponential) relaxation. The same behaviour is therefore expected
2 for the metastable states below T_q , but will no longer be true after the decay
3 towards the stable state has begun. The correlation function computed waiting
4 different times t_w after the quench time should therefore signal this decay through
5 the onset of a slower decay (ageing). The self-correlation function can be computed
6 as:
7

$$8 \quad c(t, t_w) = \frac{1}{q-1} \left(\frac{q}{N} \sum \delta_{\eta_i(t+t_w), \eta_i(t_w)} - 1 \right), \quad (2)$$

11 where t_w is the time elapsed after the quench before starting the computation and
12 the sum is over all the lattice site (to reduce statistical fluctuations, averages over
13 different realizations of initial conditions and thermal noise can be taken).
14

15 As mentioned before, it is expected that for t_w short enough the relaxation
16 is fast. Figure 2 shows $c(t, t_w)$ for different t_w for a system with $q = 50$, $L =$
17 100 and $T = 0.470$, being $T_q = 0.479$. Curves are obtained by averaging over
18 10 realizations (except one indicated in the legend). It is seen that after a very
19 short transient time $c(t, t_w)$ becomes translationally invariant for long times, also
20 showing no dependence on the size in the investigated range.
21

22 Figure 3 shows $c(t, t_w)$ vs time t for $q = 50$, $t_w = 1000$ and different temperatures.
23 Ageing becomes larger when the temperature is decreased, showing that the system
24 is already relaxing toward the ordering phase.
25

26 These results show the existence of well definite metastable states on square lat-
27 tices of finite size. The question of their existence in the thermodynamic limit is
28 however open. Meunier and Morel [9] have recently faced the problem by investigat-
29 ing the energy probability distribution at the transition temperature, concluding
30 that metastability is observable only in systems of finite size, the anomalous growth
31 of energy fluctuations near the critical point being at the origin of this fact. However
32 their analysis does not focus on the microscopic mechanisms behind this shrinking
33 of the metastability interval for increasing system size. It would be very interesting
34 to have a description of this phenomenon in terms of microscopic clusters and to
35 compare the nucleation mechanism in this case with the predictions of the Classical
36 Nucleation Theory for the field driven Ising case.
37

38 According to the nucleation theory the finite lifetime is usually determined by
39 the time needed to the system for nucleating a drop of the stable phase bigger
40 than the critical size. At the same time, as mentioned above, the metastable state
41 displays short relaxation times similar to the high temperature phase. The latter
42 usually increase when temperature decreases, and it may happens to become equal
43 to the nucleation time at a certain temperature T_s . This temperature corresponds
44 to a pseudo-spinodal point [28] and sets a limit to the observability of undercooled
45 metastable states. The first point is thus to establish if $T_s < T_q$ even for infinite
46 systems or if the two temperature merge. Another point concerns the growing dy-
47 namics following the nucleation. In the Ising model the metastable state nucleates
48 a critical droplet that afterward grows very fast because of its favourable free en-
49 ergy with respect to the unstable phase. In the temperature driven Potts model
50 however each phase is equivalent to the others and competes with them for the
51 growth.
52
53
54

55 4. Conclusions

56 We have discussed some aspects of the off-equilibrium dynamics of the $q > 4$
57 Potts model quenched below the transition temperature. We believe that this can
58
59
60

be relevant for understanding the non-equilibrium and the ordering dynamics of systems below a first order phase transition temperature, in the presence of many competing equivalent ground states. After recalling some recent findings we have focussed on some characterization of the undercooled metastable states which are observable after a quench below the transition temperature. These states display a finite lifetime which depends on the temperature and are detectable through the existence of a plateau in the energy (well above the equilibrium energy) and the fast relaxation time. Being their existence in the thermodynamical limit questioned by recent work, more extensive numerical simulations will be necessary to verify the validity of this statement. More work in this field is highly desirable also for understanding the detailed mechanism through which a system starts to order after the quench in the presence of many degenerate states, which is not yet well established.

Acknowledgments

Part of the work was supported by the Italian Government Contract FIRB RBAU01883Z. A.P. thanks M.J. de Oliveira for many stimulating and useful discussions.

References

- [1] A. Bray, *Theory of phase-ordering kinetics*, Advances in Physics 43 (1994), pp. 357–459.
- [2] P. Hohenberg and B. Halperin, *Theory of dynamic critical phenomena*, Rev. Mod. Phys. 49 (1977), pp. 435–479.
- [3] J. Gunton, M.S. Miguel, and P.S. Sahni *Phase Transitions and Critical Phenomena*, Vol. 8, Academic, New York, 1983.
- [4] K. Binder, *Theory of first-order phase transitions*, Rep. Prog. Phys. 50 (1987), pp. 783–859.
- [5] J.S. Langer, *Theory of the Condensation Point*, Annals of Physics 41 (1967), pp. 108–157.
- [6] P.A. Rikvold, H. Tomita, S. Miyashita, and S.W. Sides (94).
- [7] M.A. Novotny, G. Brown, and P.A. Rikvold, Journal of applied Physics 91 (2002), pp. 6908–6913.
- [8] I. Lifshitz, Zh. Eksp. Teor. Fiz. 42 (1962), p. 1354.
- [9] J.L. Meunier and A. Morel, *Condensation and metastability in the 2D Potts model*, European Physical Journal B 13 (2000), pp. 341–352.
- [10] K. Binder, *Static and dynamic critical phenomena of the two-dimensional q -state Potts model*, J. Stat. Phys. 24, pp. 69–86.
- [11] B.A. Berg, U.M. Heller, H. Meyer-Ortmanns, and A. Velytsky, Phys. Rev. D 69 (2004), p. 034501.
- [12] S.B. Rutkevich, *Monte Carlo Simulation of Nucleation in the Two-Dimensional Potts Model*, International Journal of Modern Physics C 13 (2002), pp. 495–508.
- [13] I. Wu, *The Potts model*, Rev. Mod. Phys. 54 (1982), pp. 235–268.
- [14] G.S. Grest, M.P. Anderson, and D.J. Srolovitz, *Domain-growth kinetics for the Q -state Potts model in two and three dimensions*, Phys. Rev. B 38 (1988), pp. 4752–4760.
- [15] G.L. Thomas, R.M.C. de Almeida, and F. Graner, *Coarsening of three-dimensional grains in crystals, or bubbles in dry foams, tends towards a universal, statistically scale-invariant regime*, Physical Review E (Statistical, Nonlinear, and Soft Matter Physics) 74 (2006), 021407, p. 021407.
- [16] M.P. Anderson, G.S. Grest, and D.J. Srolovitz, *Computer simulation of normal grain growth in three dimensions*, Philosophical Magazine Part B 59 (1989), pp. 293–329.
- [17] F. Graner and J.A. Glazier, *Simulation of biological cell sorting using a two-dimensional extended Potts model*, Phys. Rev. Lett. 69 (1992), pp. 2013–2016.
- [18] B. Derrida, P.M.C. de Oliveira, and D. Stauffer, *Stable spins in the zero temperature spinodal decomposition of 2D Potts models*, Physica A: Statistical and Theoretical Physics 224 (1996), pp. 604–612.
- [19] M.J. de Oliveira and A. Petri, *Glassy behaviour in short range lattice models without quenched disorder*, Phil. Mag. B (2002), pp. 617–623.
- [20] M. Ibáñez de Berganza, E.E. Ferrero, S.A. Cannas, V. Loreto, and A. Petri, *Phase separation of the Potts model in the square lattice*, Euro Physical Journal, Special Topics 143 (2007).
- [21] E. Ferrero and S. Cannas, *Long-term ordering kinetics of the two-dimensional q -state Potts model*, Phys. Rev. E 76 (2007), p. 031108.
- [22] M. Ibáñez de Berganza, V. Loreto, and A. Petri, *Phase ordering and symmetries of the Potts model*, Philosophical Magazine B 87 (2007), pp. 779–786.
- [23] M.J. de Oliveira, A. Petri, and T. Tomé, *Glassy states in lattice models with many coexisting crystalline phases*, Europhys. Lett. (2004).
- [24] J. Vinals and M. Grant, *Role of activated processes and boundary conditions in the domain growth of the Potts model*, Phys. Rev. B 36 (1987), pp. 7036–7042.

- [25] M.J. de Oliveira, A. Petri, and T. Tomé, *Crystal vs Glass formation in lattice models with many coexisting states ordered states*, Physica A 342.
- [26] M. Ibáñez de Berganza, V. Loreto, and A. Petri, *Dynamics Metastability in the 2D Potts Ferromagnet*, Submitted to Phys. Rev. E .
- [27] R.B. Griffiths, J. Math. Phys. 5 (1964), p. 1215.
- [28] P.G. Debenedetti *Metastable Liquids: Concepts and Principles*, Princeton University Press, Princeton, 1996.

For Peer Review Only

1
2
3
4
5
6
7
8
9
10
11
12
13
14
15
16
17
18
19
20
21
22
23
24
25
26
27
28
29
30
31
32
33
34
35
36
37
38
39
40
41
42
43
44
45
46
47
48
49
50
51
52
53
54
55
56
57
58
59
60

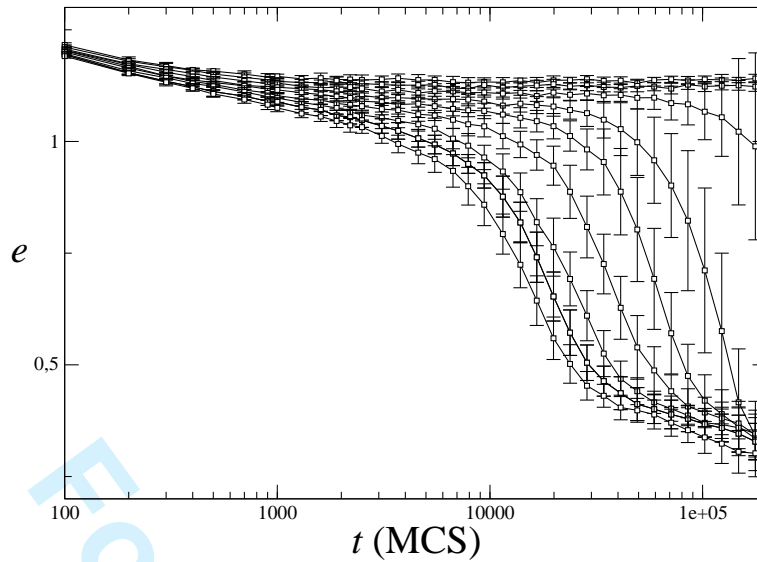


Figure 1. Time behaviour of the energy per site, after the quench of the model with $q = 12$ at different quenching temperatures below T_q (see text). The quenching temperature increases from bottom to top.

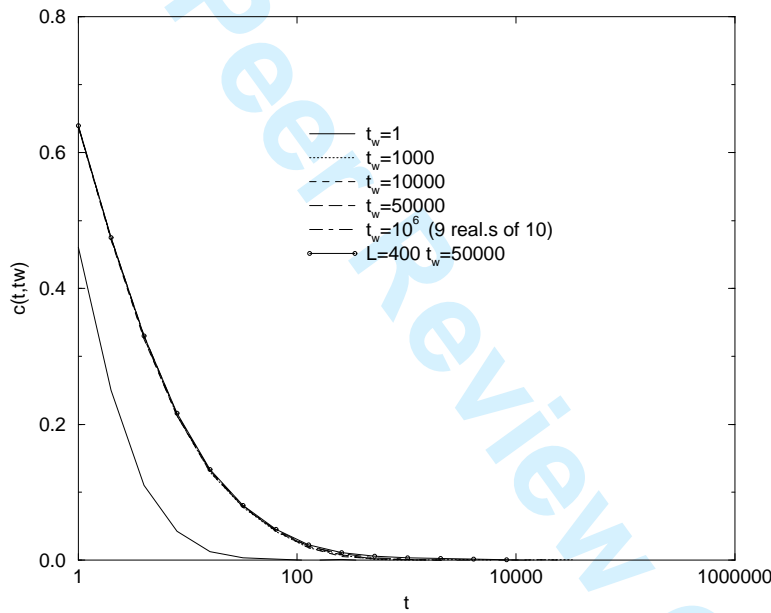


Figure 2. Time behaviour of the self-correlation function for different waiting times for a system with $q = 50$. The lattice is $L = 100$ in size and the quench is at the temperature $T = 0.470$ ($T_q = 0.479$)

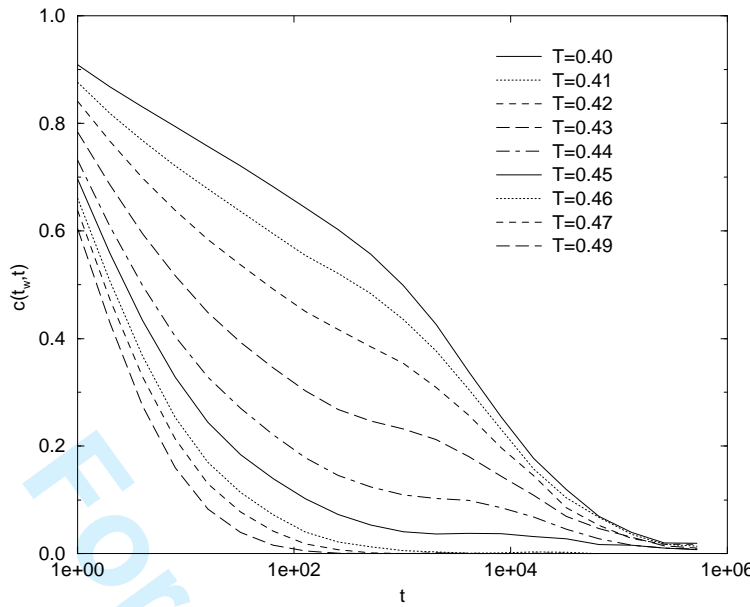
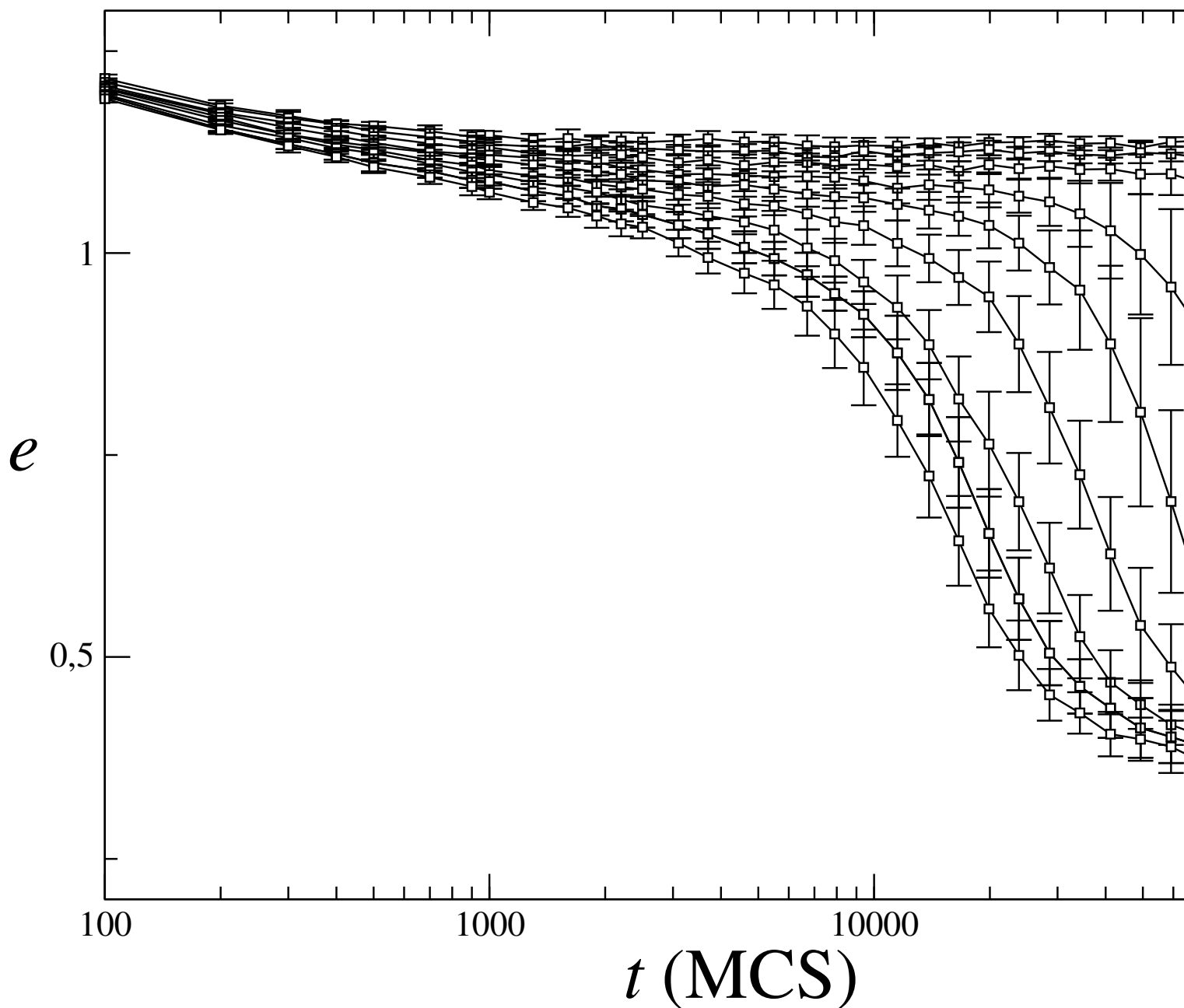
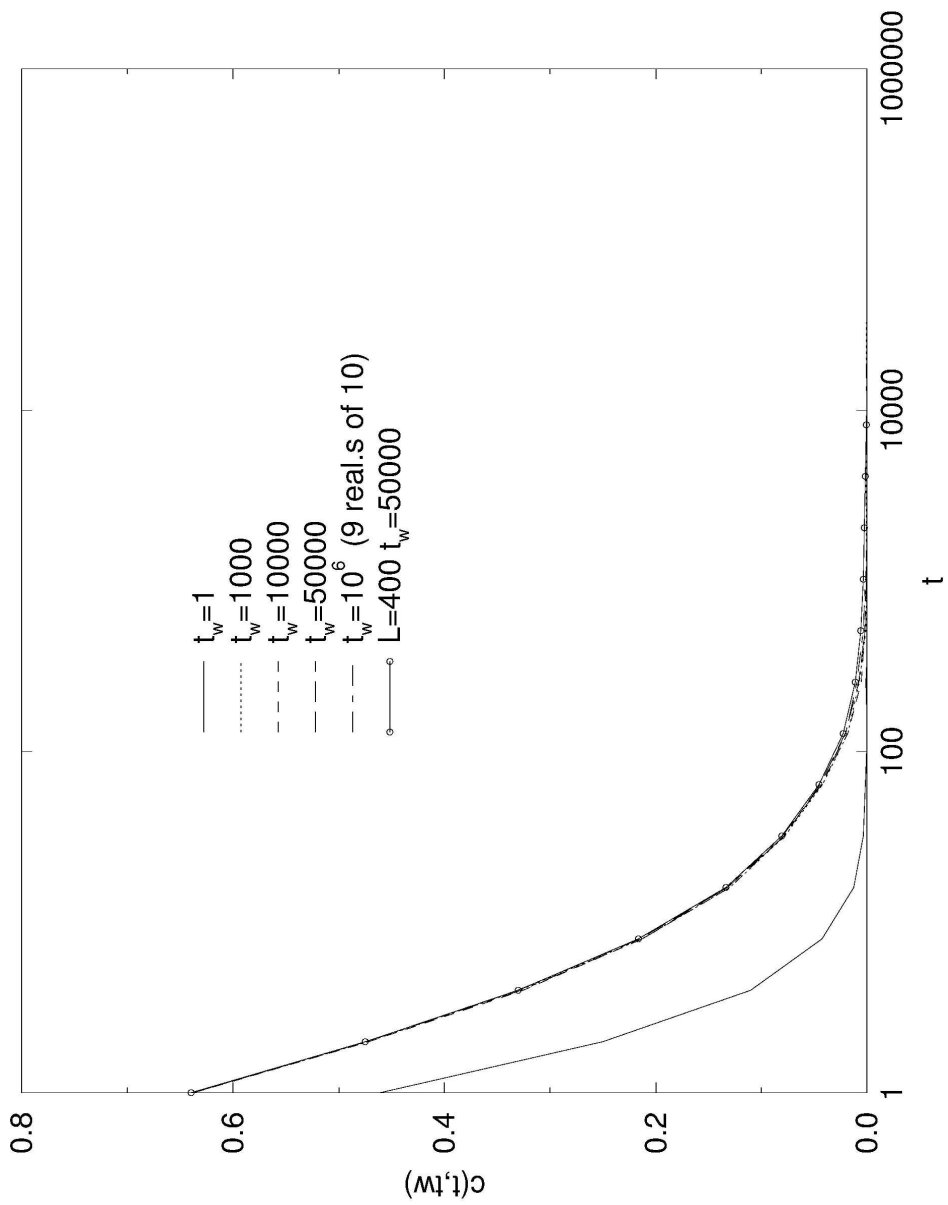


Figure 3. Time behaviour of the self-correlation-function for $t_w = 1000$ after quenching at different temperatures below $T_q = 0.479$. At low temperatures ageing appears.

1
2
3
4
5
6
7
8
9
10
11
12
13
14
15
16
17
18
19
20
21
22
23
24
25
26
27
28
29
30
31
32
33
34
35
36
37
38
39
40
41
42
43
44
45
46
47
48
49
50
51
52
53
54
55
56
57
58
59
60

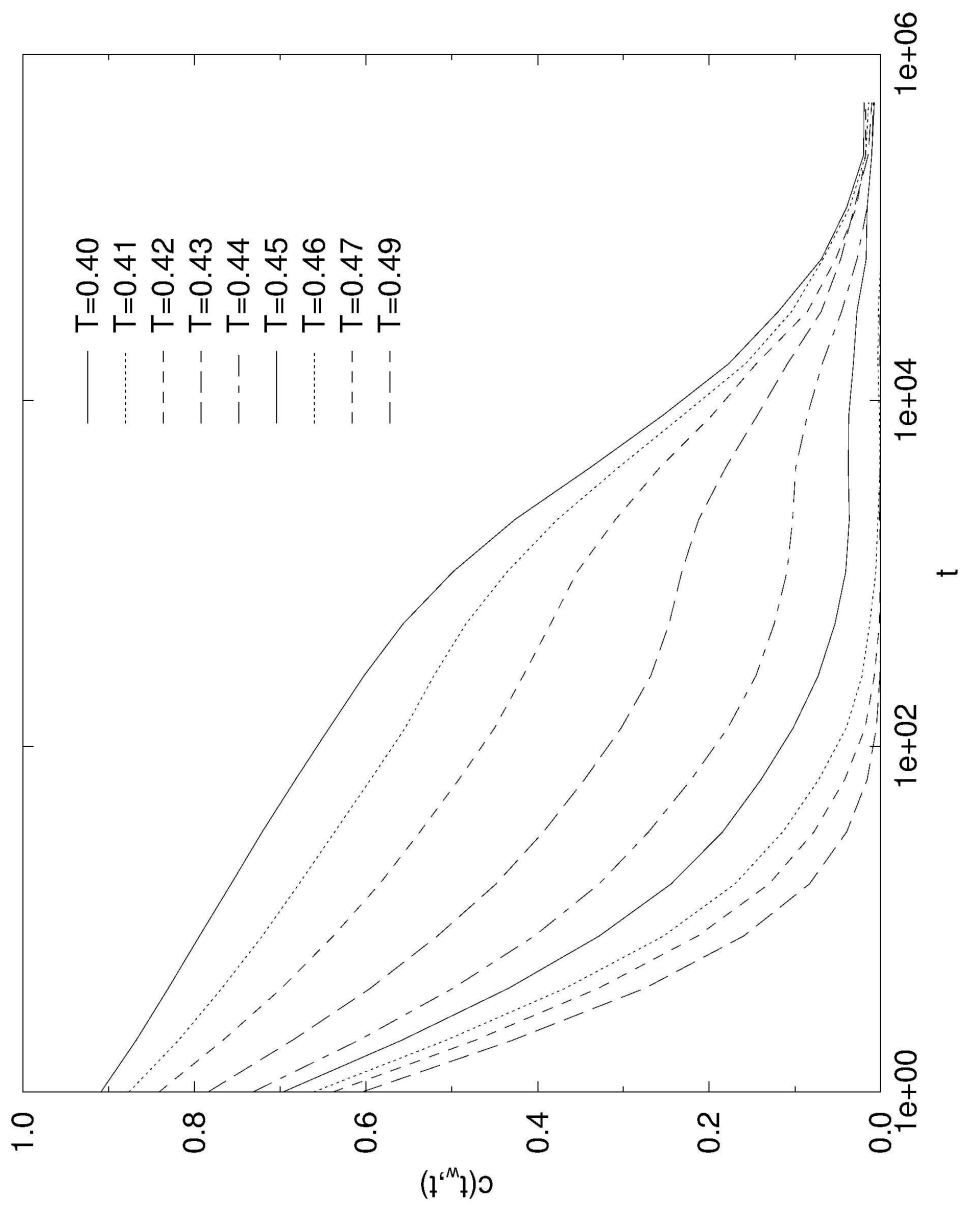


1
2
3
4
5
6
7
8
9
10
11
12
13
14
15
16
17
18
19
20
21
22
23
24
25
26
27
28
29
30
31
32
33
34
35
36
37
38
39
40
41
42
43
44
45
46
47
48
49
50
51
52
53
54
55
56
57
58
59
60



161x201mm (600 x 600 DPI)

1
2
3
4
5
6
7
8
9
10
11
12
13
14
15
16
17
18
19
20
21
22
23
24
25
26
27
28
29
30
31
32
33
34
35
36
37
38
39
40
41
42
43
44
45
46
47
48
49
50
51
52
53
54
55
56
57
58
59
60



161x198mm (600 x 600 DPI)