



HAL
open science

Tuning reversible supramolecular polymer properties through co-monomer addition

Laurent Bouteiller, Benjamin Isare, Guylaine Ducouret, François Lequeux

► **To cite this version:**

Laurent Bouteiller, Benjamin Isare, Guylaine Ducouret, François Lequeux. Tuning reversible supramolecular polymer properties through co-monomer addition. *Supramolecular Chemistry*, 2009, 21 (05), pp.416-421. 10.1080/10610270802105106 . hal-00513531

HAL Id: hal-00513531

<https://hal.science/hal-00513531>

Submitted on 1 Sep 2010

HAL is a multi-disciplinary open access archive for the deposit and dissemination of scientific research documents, whether they are published or not. The documents may come from teaching and research institutions in France or abroad, or from public or private research centers.

L'archive ouverte pluridisciplinaire **HAL**, est destinée au dépôt et à la diffusion de documents scientifiques de niveau recherche, publiés ou non, émanant des établissements d'enseignement et de recherche français ou étrangers, des laboratoires publics ou privés.



Tuning reversible supramolecular polymer properties through co-monomer addition

Journal:	<i>Supramolecular Chemistry</i>
Manuscript ID:	GSCH-2008-0008.R2
Manuscript Type:	Full Paper
Date Submitted by the Author:	03-Apr-2008
Complete List of Authors:	Bouteiller, Laurent; University Paris 6 Isare, Benjamin; University Paris 6 Ducoiret, Guylaine; ESPCI Lequeux, Francois; ESPCI
Keywords:	supramolecular polymer, organogelator, hydrogen bond, bis-urea
Note: The following files were submitted by the author for peer review, but cannot be converted to PDF. You must view these files (e.g. movies) online.	
fig1.cdx	



1
2
3
4
5
6
7
8
9
10
11
12
13
14
15
16
17
18
19
20
21
22
23
24
25
26
27
28
29
30
31
32
33
34
35
36
37
38
39
40
41
42
43
44
45
46
47
48
49
50
51
52
53
54
55
56
57
58
59
60



Tuning reversible supramolecular polymer properties through co-monomer addition

Benjamin Isare,^a Laurent Bouteiller,^{*a} Guylaine Ducouret^b and François Lequeux^b

^a *Laboratoire de Chimie des Polymères, UMR 7610, CNRS, Université Pierre et Marie Curie, 4 place Jussieu, 75252 Paris Cedex 05, France. E-mail: bouteil@ccr.jussieu.fr*

^b *Physico-chimie des Polymères et des Milieux Dispersés, UMR 7615, UPMC-CNRS-ESPCI, 10 rue Vauquelin, 75231 Paris cedex 05, France*

Unlike most low molar mass organogelators, which form strong gels due to the entanglement of strong molecular aggregates such as crystalline fibres, a few reversible supramolecular polymers form viscoelastic solutions due to the formation of both rigid and dynamic filaments. By using three different bis-ureas which self-assemble according to the same hydrogen bonding pattern and form such rigid reversible supramolecular polymers, we have shown that it is possible to finely tune the properties of the resulting solutions. The critical temperature below which viscoelastic solutions are obtained, and the viscosity of the dilute solutions can be adjusted by changing the co-monomer content. This clearly facilitates gel formulation, which is an important step as far as applications are concerned.

Keywords: supramolecular polymer; organogelator; hydrogen bond; bis-urea.

Introduction

A large variety of low molar mass compounds are known to form thermoreversible gels at low concentrations in organic solvents.¹ The overwhelming majority of these organogels are obtained by cooling a hot solution of the organogelator below a critical temperature where molecular aggregation or even crystallization occurs. If the crystals obtained are highly anisotropic, they can form a percolating network, which effectively entraps the solvent. These classical organogels are intrinsically metastable, because close packing of the crystalline fibres, which is a thermodynamically favourable process, leads to a macroscopically biphasic system. However, in some cases this process is kinetically trapped, and the gels obtained are effectively stable for months and can be used in various applications.¹ In contrast to these materials, a few hydrogen bonded low molar mass compounds have been reported to form thermodynamically stable viscoelastic solutions.²⁻⁵ Rather than thick crystalline fibres, these reversible polymers⁶ form filaments with a cross-section close to the molecular dimension of the monomer, so that a dynamic exchange between the filaments is possible at room temperature. If the filaments are sufficiently rigid, they can entangle at low concentrations and yield elastic properties at high frequencies. On the other hand, the dynamic nature of the filaments is responsible for viscous flow at low frequencies, because of the reversible breaking of the filaments. The dynamic nature of the filaments is also responsible for the thermodynamic stability, for the self-healing behaviour, and even for the easily tunable properties of the viscoelastic solutions. Indeed, for a thermodynamically stable system, a small incremental change can be expected to lead to a small property variation. This is in contrast to classical organogels, which can be totally disrupted even by a small incremental change, because of their metastable condition. The purpose of this article is to show that tuning the properties of rigid reversible supramolecular polymers by adding co-monomers is indeed a straightforward and efficient methodology.⁷

Results and discussion

Reversible homopolymer structure and properties

Three bis-urea based monomers (Fig. 1) were considered for this study. The self-assembly of monomer **EHUT** has been previously characterized by FTIR spectroscopy, small angle neutron scattering (SANS) and rheology.⁸⁻¹⁰ At room temperature, in toluene or dodecane solutions, **EHUT** forms thick and probably tubular filaments with about three molecules in the cross-section. This supramolecular structure is responsible for the strong viscoelasticity of the solutions (see below). The three monomers considered here (Fig.1) contain the same associating bis-urea unit and thus behave similarly: SANS analyses have shown that all three monomers self-assemble to form thick filaments with the same diameter and the same number of molecules in the cross-section (Table 1).⁸

At high temperatures or at low concentrations, the thick structure disappears in favour of thinner filaments containing a single molecule in the cross-section.^{8,11} The thin filaments do not show viscoelasticity, due to faster dynamics and reduced rigidity of the filaments. The thermal stability of the thick filaments has been tested by FTIR spectroscopy.⁸ The values of the transition temperature above which the thick filaments are unstable (T^{**}) are mentioned in Table 1: the thermal stability of the thick filaments increases in the order **BuPEH** < **EHUT** < **DMHUT**.

The stability of the thick filaments to dilution can be conveniently tested by Isothermal Titration Calorimetry (ITC).¹² The principle of the technique is to measure the heat evolved while aliquots of a relatively concentrated bis-urea solution are injected into pure solvent (placed in a calorimetric cell, at a fixed temperature). Fig. 2a shows the heat-flow curves obtained when a 0.24mM bis-urea solution in toluene is incrementally injected into pure toluene at 25 °C, and Fig. 2b shows the enthalpograms deduced from the heat-flow curves after integration. The three bis-ureas show qualitatively the same behaviour, but some significant differences are visible. First, the dissociation of the thick filaments is an endothermic process for all three bis-ureas, but Fig. 2a shows that the dissociation of the thick filaments is a slower process for **DMHUT** than for the other bis-ureas. Second, each enthalpogram (Fig. 2b) displays two thresholds:⁸ the low concentration threshold corresponds to the transition between the thick filaments and the monomers and is not of interest for the present discussion. The second threshold corresponds to the transition between the thick filaments and the thin filaments: its position gives the critical concentration (C^{**}) below which the thick filaments are unstable. The values of C^{**} are mentioned in Table 1, and they show that the stability toward dilution follows the same trend as the thermal stability: the thick filaments stability increases in the order **BuPEH** < **EHUT** < **DMHUT**.

Simple visual inspection reveals that all three monomers form gels in toluene. Consequently, rheology was used to see if the quantitative differences in the strength of the self-assembly have measurable consequences on the material properties. The experiments were performed in dodecane to avoid artefacts due to solvent evaporation. The stability of the thick filaments is enhanced in dodecane, compared to toluene, but no precise values for T^{**} and C^{**} could be obtained. Fig. 3 shows the frequency dependence of the storage and loss moduli for **EHUT** and **DMHUT** solutions.[‡] The results for **EHUT** (Fig. 3a) prove the viscoelastic nature of the solution. At low frequencies, the mechanical response is dominated by the loss modulus. At higher frequencies the storage modulus is predominant and reaches a plateau value. This signature has previously been interpreted to be due to the entanglement of long and semi-flexible filaments presenting a fast scission and recombination process.^{5,10} **DMHUT** also shows this characteristic signature, but only at higher temperature (Fig. 3c). Comparison of data at the same temperature and concentration (Fig. 3a and 3b) shows that the

1
2
3 characteristic relaxation time (the crossing point of G' and G'') for the **DMHUT** solution is at
4 least two orders of magnitude smaller than in the case of the **EHUT** solution. This means that
5 the filaments present in the **DMHUT** solution have slower dynamics. This effect is probably
6 related to the slow dissociation revealed by ITC (Fig. 2a).
7
8

9 *Influence of co-monomer composition on transition temperature*

10
11 Because of the difference in filament stability between the three monomers, it is of interest to
12 mix them and see if tuning of the properties is possible. Figure 4 shows the evolution of the
13 ratio of FTIR absorbances for **EHUT/DMHUT** mixtures in toluene. This ratio measures the
14 shape of the vibration band for hydrogen bonded N-H groups and is a characteristic of the
15 filament structure: a high value (c.a. 1.25) is attributed to the thick filament structure, whereas
16 a low value (c.a. 1.1) is attributed to the thin filament structure.⁸ Figure 4 shows that the
17 monomer mixtures behave similarly to the pure components, but with a gradual shift of the
18 transition temperature. This means first that copolymers are indeed obtained: if a non-
19 interacting mixture of **EHUT** and **DMHUT** filaments were obtained, then two transitions
20 should be detected. A second point worth noting is that the slope of the curves (that is, the
21 cooperativity of the transition) is the same in the case of the copolymers as in the case of the
22 homopolymers. This observation may seem surprising, because based on the monomer
23 structures, statistical copolymers are expected, which means that a broadening of the
24 transition could be expected because of compositional heterogeneity within a copolymer
25 sample. Indeed, in a given mixture, the filaments with a content in **EHUT** higher than average
26 should present a transition temperature at a lower temperature than the average. However, due
27 to the great length of the filaments, the probability to find a pure **EHUT** filament in an
28 equimolar **EHUT/DMHUT** solution is vanishingly small. Consequently, the sharpness of the
29 transition for a mixture means that all the filaments in the sample have a very similar overall
30 composition (the average composition). Compositional fluctuations along the filament most
31 probably occur, but do not affect the slope of the transition because the fluctuations are
32 averaged out over the very long filaments.
33
34

35
36
37 Finally, figure 5 shows that, for both monomer mixtures **EHUT/DMHUT** and
38 **EHUT/BuPEH**, the transition temperature is close to a linear function of the composition.
39 From a practical point of view, this point is particularly useful because it means that the
40 temperature above which the viscoelastic properties of the solution disappear, can be finely
41 tuned.
42
43

44 *Influence of co-monomer composition on dilute solution viscosity*

45
46 In order to check if the co-monomer composition also has an influence on properties far from
47 the transition temperature, dilute solution viscosity measurements were performed at 25°C.
48 Figure 6 shows that the viscosity of the **DMHUT** solution is much larger than for **EHUT**: the
49 increased stability of the **DMHUT** filaments probably means that the **DMHUT** filaments are
50 longer than the **EHUT** filaments, explaining the larger viscosity. As a consequence, the
51 viscosity of **EHUT/DMHUT** mixtures is strongly influenced by composition. The variation is
52 monotonous, but significantly non-linear. In the case of **EHUT/BuPEH** mixtures, the effect is
53 much less visible: the **EHUT** solution ($\eta/\eta_0 = 4.2$) is only slightly more viscous than the
54 **BuPEH** solution ($\eta/\eta_0 = 4.0$). Consequently, the viscosity of **EHUT/BuPEH** mixtures is
55 nearly independent of composition.
56
57
58
59
60

Experimental

The synthesis of bis-ureas was described previously.⁸ Solvents were used as received. Solutions were prepared under stirring or shaking at least 1 week prior to use. Heating at 50°C accelerated the dissolution process, but did not affect the measurements.

IR spectroscopy

Infrared spectra were recorded on a Nicolet Avatar 320 spectrometer in a KBr cell of 0.1 cm path length. The temperature was controlled with a heating device (P/N21525) from Specac. Consecutive measurements were separated by at least 10 minutes, to allow for thermal equilibration. Thermal expansion of the solutions was not corrected.

ITC

Heats of dissociation were measured using a MicroCal VP-ITC titration microcalorimeter.¹² The sample cell (1.435 cm³) was filled with pure toluene. A relatively concentrated bis-urea solution in toluene was placed in a 0.295cm³ continuously stirred (270rpm) syringe. A first 2μL aliquot was injected, without taking into account the observed heat, to remove the effect of solute diffusion across the syringe tip during the equilibration period. Subsequent aliquots of the solution (5μL) were automatically injected into the sample cell every 360s, until the syringe was empty.

Viscometry

Measurements were performed with Cannon-Manning semi-micro capillary viscometers. The solutions were not filtered.

Rheology

Measuring conditions for **EHUT** were described previously.¹⁰ Measurements for **DMHUT** were performed on a strain controlled TA Instrument (ARES-LS1) equipped with a stainless steel Couette cell (diameters: 16.5mm - 17mm; height: 13mm). In order to obtain reproducible results, the sample was first heated to 70°C for one hour and poured in the Couette geometry regulated at 20°C or 35°C. The measurements were performed after 20 minutes of equilibration. The protocol for each sample was the following: first, the sample was submitted to a strain sweep at 1 Hz in order to determine the viscoelastic regime, before reaching the non-linear regime the strain sweep was stopped in order to preserve the sample. The strain sweep was followed by a frequency sweep.

Conclusion

By using three different bis-ureas which self-assemble according to the same hydrogen bonding pattern, we have shown that it is possible to finely tune the properties of the resulting solutions. First, the critical temperature below which viscoelastic solutions are obtained (T^{**}), varies linearly with the co-monomer composition and can thus be rationally adjusted. Second, the viscosity of the dilute solutions can also be finely tuned by changing the co-monomer content. This clearly facilitates formulation, which is an important step as far as applications are concerned. Moreover, such a smooth behaviour is difficult to achieve with classical organogelators, which rely on crystalline fibre formation, because it is not a trivial task to find several compounds which can co-crystallize without morphological changes or self-sorting effects.^{13,14}

Acknowledgements

C. Rossi and F. Dubut are thanked for their contribution to this project.

Notes and References

- # In the case of **DMHUT**, both transitions occur at very similar concentrations. This can be deduced from the value of the enthalpy change on Figure 2b, and is unambiguously proved by comparison to the result for the same experiment performed at 35°C (Figure S1). At this temperature, the 2 transitions are clearly separated.
- ‡ Insolubility of **BuPEH** in dodecane prevented its rheological characterization.
1. Terech, P.; Weiss, R. G. *Chem. Rev.* **1997**, *97*, 3133; Terech, P.; Weiss, R. G. *Molecular Gels: Materials with self-assembled fibrillar networks*; Kluwer: Dordrecht, 2005.
 2. Hanabusa, K.; Kawakami, A.; Kimura M.; Shirai, H. *Chem. Lett.* **1997**, 191; Hanabusa, K.; Koto, C.; Kimura, M.; Shirai, H.; Takehi, A. *Chem. Lett.* **1997**, 429; Shikata, T.; Ogata, D.; Hanabusa, K. *Nihon Reoroji Gakkaishi* **2003**, *31*, 229; Sakamoto, A.; Ogata, D.; Shikata T.; Hanabusa, K. *Macromolecules* **2005**, *38*, 8983; Ogata, D.; Shikata, T.; Hanabusa, K. *J. Phys. Chem. B* **2004**, *108*, 15503; Shikata, T.; Ogata, D.; Hanabusa, K. *J. Phys. Chem. B* **2004**, *108*, 508; Sakamoto, A.; Ogata, D.; Shikata, T.; Urukawa O.; Hanabusa, K. *Polymer* **2006**, *47*, 956.
 3. Brunsveld, L.; Schenning, A. P. H. J.; Broeren, M. A. C.; Janssen, H. M.; Vekemans, J. A. J. M.; Meijer, E. W. *Chem. Lett.* **2000**, 292; van Gorp, J. J.; Vekemans, J. A. J. M.; Meijer, E. W. *J. Am. Chem. Soc.* **2002**, *124*, 14759.
 4. Boileau, S.; Bouteiller, L.; Lauprêtre, F.; Lortie, F. *New J. Chem.* **2000**, *24*, 845; Lortie, F.; Boileau, S.; Bouteiller, L.; Chassenieux, C.; Demé, B.; Ducouret, G.; Jalabert, M.; Lauprêtre, F.; Terech, P. *Langmuir* **2002**, *18*, 7218; Simic, V.; Bouteiller, L.; Jalabert, M. *J. Am. Chem. Soc.* **2003**, *125*, 13148; Colombani, O.; Bouteiller, L. *New J. Chem.* **2004**, *28*, 1373; Obert, E.; Bellot, M.; Bouteiller, L.; Andrioletti, F.; Lehen-Ferrenbach, C.; Boué, F. *J. Am. Chem. Soc.* **2007**, *129*, 15601.
 5. van der Gucht, J.; Besseling, N. A. M.; Knoben, W.; Bouteiller, L.; Cohen Stuart, M. A. *Phys. Rev. E* **2003**, *67*, 051106; Knoben, W.; Besseling, N. A. M.; Bouteiller, L.; Cohen Stuart, M. A. *Phys. Chem. Chem. Phys.* **2005**, *7*, 2390; Knoben, W., Besseling, N. A. M.; Cohen Stuart, M. A. *Phys. Rev. Lett.* **2006**, *97*, 068301; Knoben, W.; Besseling, N. A. M.; Cohen Stuart, M. A. *Langmuir* **2007**, *23*, 6095; Knoben, W.; Besseling, N. A. M.; Cohen Stuart, M. A. *J. Chem. Phys.* **2007**, *126*, 024907.
 6. Brunsveld, L.; Folmer, B. J. B.; Meijer E. W.; Sijbesma, R. P. *Chem. Rev.* **2001**, *101*, 4071; Ciferri, A. *Supramolecular Polymers*; Marcel Dekker Inc.: New York, 2005; Bouteiller, L. *Adv. Polym. Sci.* **2007**, *207*, 79.
 7. For examples of reversible copolymers: Takasawa, R.; Murota, K.; Yoshikawa, I.; Araki, K. *Macromol. Rapid Commun.* **2003**, *24*, 335; Ligthart, G. B. W. L.; Ohkawa, H.; Sijbesma, R. P.; Meijer, E. W. *J. Am. Chem. Soc.* **2005**, *127*, 810.
 8. Bouteiller, L.; Colombani, O.; Lortie, F.; Terech, P. *J. Am. Chem. Soc.* **2005**, *127*, 8893.
 9. Pinault, T.; Isare, B.; Bouteiller, L. *Chem. Phys. Chem.* **2006**, *7*, 816.
 10. Ducouret, G.; Chassenieux, C.; Martins, S.; Lequeux, F.; Bouteiller, L. *J. Coll. Interface Sci.* **2007**, *310*, 624.
 11. Vonau, F.; Suhr, D.; Aabel, D.; Bouteiller, L.; Reiter, G.; Simon, L. *Phys. Rev. Lett.* **2005**, *94*, 066103; Vonau, F.; Aabel, D.; Bouteiller, L.; Reiter, G.; Simon, L. *Phys. Rev. Lett.* **2007**, *99*, 086103.
 12. Arnaud, A.; Bouteiller, L. *Langmuir* **2004**, *20*, 6858.

- 1
2
3
4
5
6
7
8
9
10
11
12
13
14
15
16
17
18
19
20
21
22
23
24
25
26
27
28
29
30
31
32
33
34
35
36
37
38
39
40
41
42
43
44
45
46
47
48
49
50
51
52
53
54
55
56
57
58
59
60
13. For a review on two-component organogelators: Hirst, A. R.; Smith, D. K. *Chem. Eur. J.* **2005**, *11*, 5496.
14. Kölbl, M.; Menger, F. M. *Langmuir* **2001**, *17*, 4490; Escuder, B.; Marti, S.; Miravet, J. F. *Langmuir* **2005**, *21*, 6776; Friggeri, A.; van der Pol, C.; van Bommel, K. J. C.; Heeres, A.; Stuart, M. C. A.; Feringa, B. L.; van Esch, J. *Chem. Eur. J.* **2005**, *11*, 5353; Hirst, A. R.; Huang, B.; Castelletto, V.; Hamley, I. W.; Smith, D. K. *Chem. Eur. J.* **2007**, *13*, 2180; Zhou, Y.; Xu, M.; Yi, T.; Xiao, S.; Zhou, Z.; Li, F.; Huang, C. *Langmuir* **2007**, *23*, 202.

For Peer Review Only

Table 1 Characteristics of bis-urea self-assembly in toluene

Bis-urea	L^a (Å)	$d^{b,c}$ (Å)	$M_L^{c,d}$ (g mol ⁻¹ Å ⁻¹)	$n^{c,e}$	T^{**f} (°C)	C^{**g} (mol L ⁻¹)
DMHUT	25	25	790	2.5	63	$1.8 \cdot 10^{-5}$
EHUT	25	26	800	2.5	43	$2.9 \cdot 10^{-5}$
BuPEH	27.5	30	910	2.3	35	$3.7 \cdot 10^{-5}$

^a Largest dimension of the fully extended monomer. ^b Diameter of the filament cross-section. ^c Derived from SANS measurement⁸ of a 22mM solution in d₈-toluene, at 22°C. ^d Mass per unit length of the filament. ^e Number of bis-urea molecules in the cross-section, assuming a repeat distance of 4.6Å. ^f Transition temperature between thick and thin filament structure, determined by FTIR measurement⁸ of a 12.5mM solution in toluene. ^g Concentration corresponding to the transition between thick and thin filament structure at 25°C, determined by ITC (see Fig. 2b).

For Peer Review Only

Figure captions

Figure 1. Structure of studied bis-ureas

Figure 2. Heat effect produced by injecting a 0.24mM toluene solution of bis-urea into toluene at 25 °C (5- μ L aliquots). Heat flow produced by the first two injections (a). Enthalpogram for the whole experiment (b).

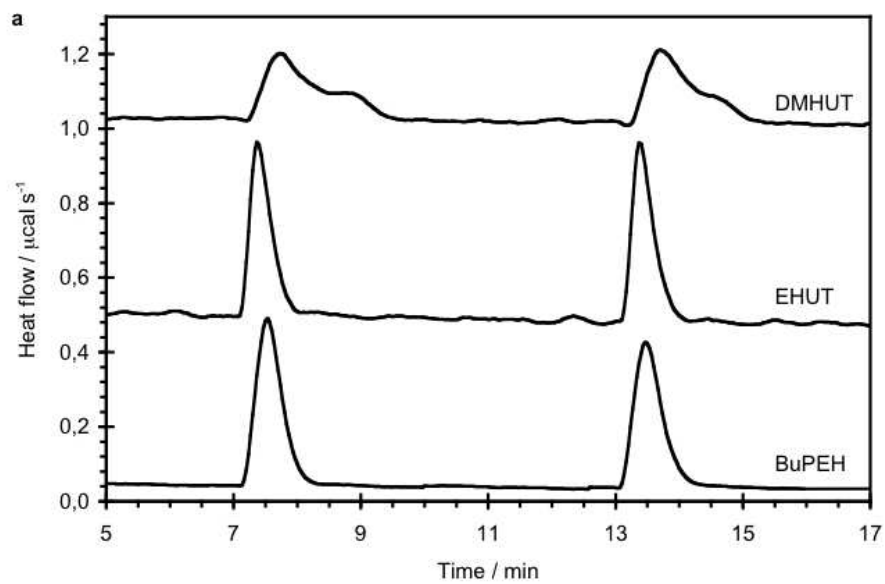
Figure 3. Storage G' (●) and loss G'' (□) modulus versus frequency for bis-urea solutions in dodecane, at a concentration of 1g/L (2.3mM). (a) **EHUT**, 20°C; (b) **DMHUT**, 20°C; (c) **DMHUT**, 35°C.

Figure 4. Ratio of absorbances at 3328 and 3300 cm^{-1} for 12.5mM toluene solutions of **EHUT/DMHUT** mixtures (100/0: ◆; 75/25: ◇; 50/50: ●; 25/75: □; 0/100: ▲) versus temperature. Both heating and cooling runs are represented, showing the absence of hysteresis.

Figure 5. Transition temperature between thick and thin filaments, for 12.5mM **EHUT/DMHUT** (●) and **EHUT/BuPEH** (◇) solutions in toluene, versus **EHUT** molar content.

Figure 6. Relative viscosity (η/η_0), for 0.8mM **EHUT/DMHUT** (●) and **EHUT/BuPEH** (◇) solutions in toluene, versus **EHUT** molar content (25°C).

Figure S1. Enthalpogram produced by injecting a 0.24mM toluene solution of **DMHUT** into toluene at 25 or 35 °C (5- μ L aliquots). At 35°C, two transitions (C^* and C^{**}) are visible; at 25°C, the two transitions coincide.



32 Figure 2. Heat effect produced by injecting a 0.24mM toluene solution of bis-urea into toluene at 25
33 °C (5- μL aliquots). Heat flow produced by the first two injections (a). Enthalpogram for the whole
34 experiment (b).
35
36
37
38
39
40
41
42
43
44
45
46
47
48
49
50
51
52
53
54
55
56
57
58
59
60

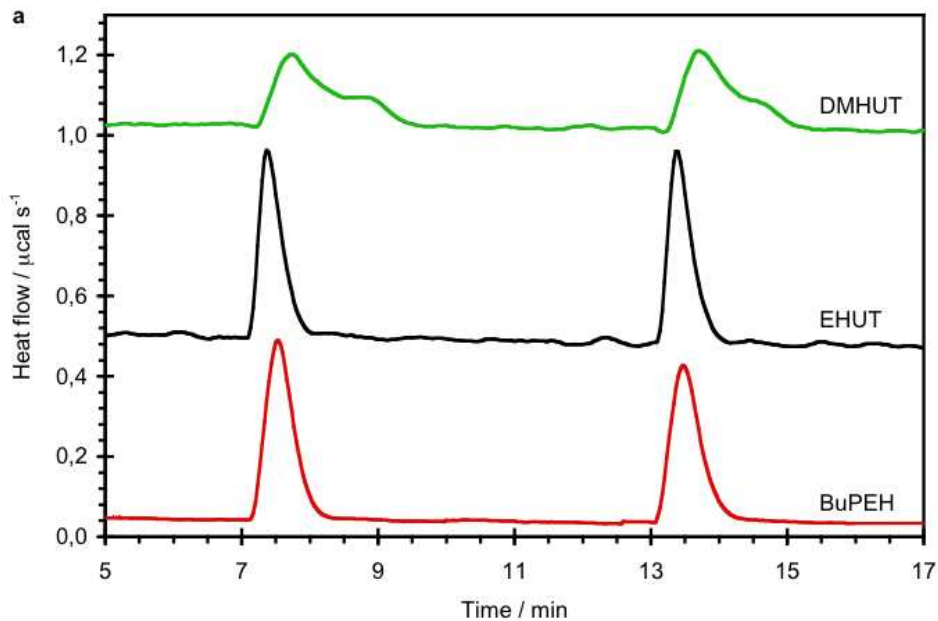
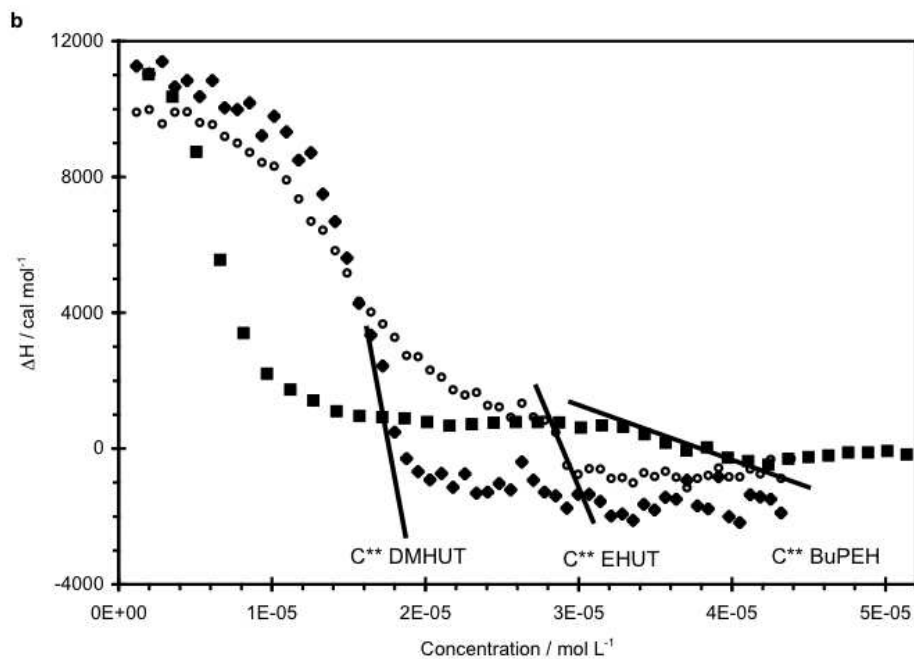
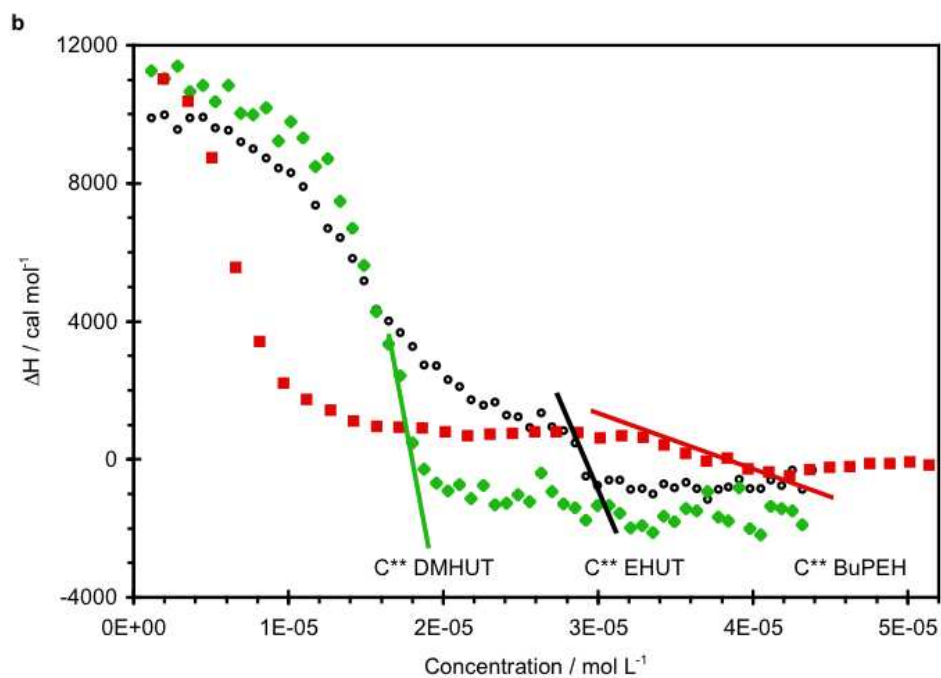


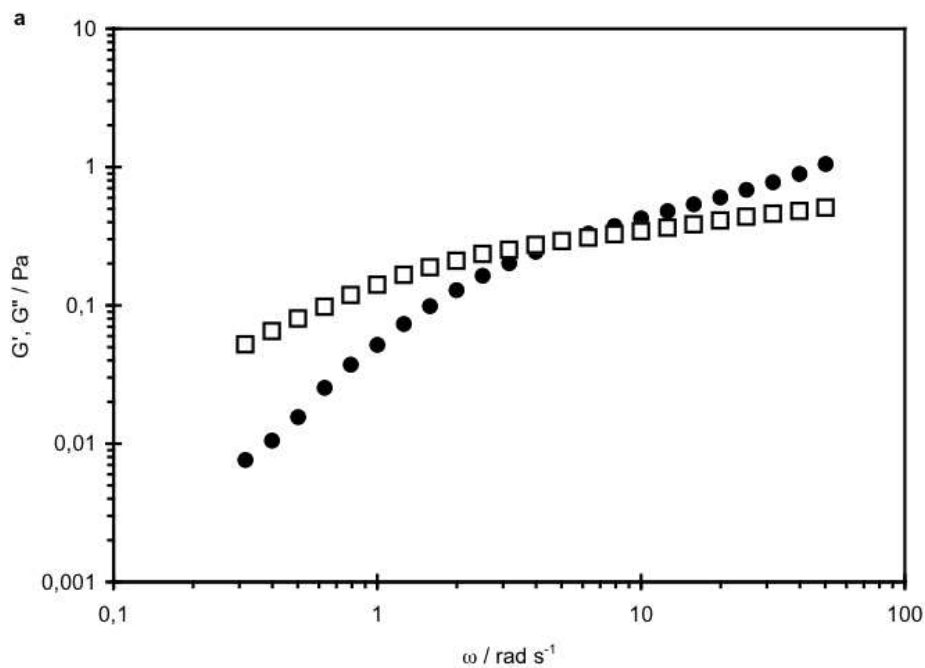
Figure 2. Heat effect produced by injecting a 0.24mM toluene solution of bis-urea into toluene at 25 °C (5- μL aliquots). Heat flow produced by the first two injections (a). Enthalpogram for the whole experiment (b).



33 Figure 2. Heat effect produced by injecting a 0.24mM toluene solution of bis-urea into toluene at 25
34 °C (5- μ L aliquots). Heat flow produced by the first two injections (a). Enthalpogram for the whole
35 experiment (b).
36
37
38
39
40
41
42
43
44
45
46
47
48
49
50
51
52
53
54
55
56
57
58
59
60

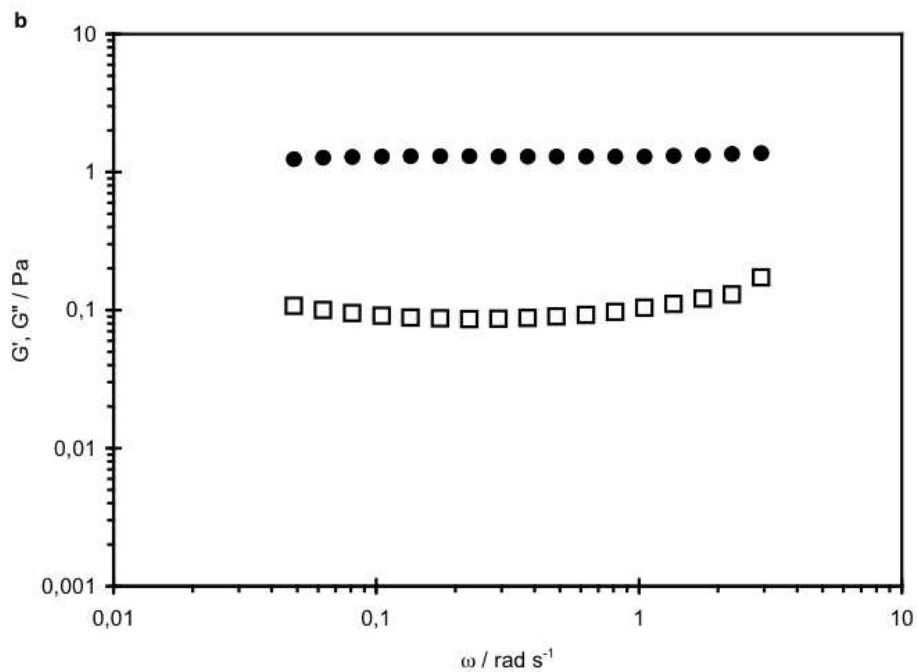


33 Figure 2. Heat effect produced by injecting a 0.24mM toluene solution of bis-urea into toluene at 25
34 °C (5- μ L aliquots). Heat flow produced by the first two injections (a). Enthalpogram for the whole
35 experiment (b).
36
37
38
39
40
41
42
43
44
45
46
47
48
49
50
51
52
53
54
55
56
57
58
59
60

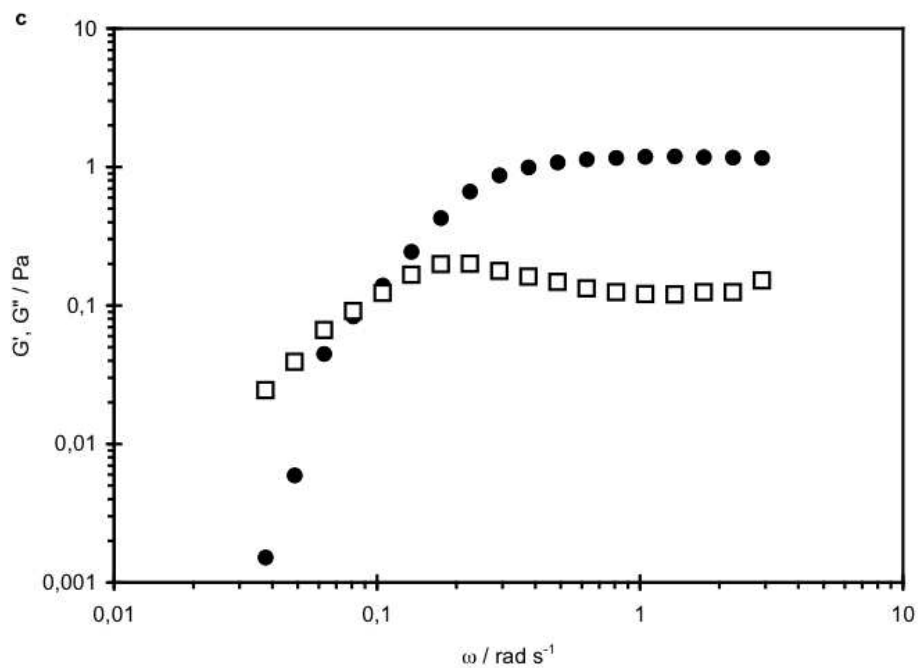


33 Figure 3. Storage G' (•) and loss G'' (□) modulus versus frequency for bis-urea solutions in
34 dodecane, at a concentration of 1g/L (2.3mM). (a) EHUT, 20°C; (b) DMHUT, 20°C; (c) DMHUT,
35 35°C.

36
37
38
39
40
41
42
43
44
45
46
47
48
49
50
51
52
53
54
55
56
57
58
59
60



33 Figure 3. Storage G' (●) and loss G'' (*) modulus versus frequency for bis-urea solutions in
34 dodecane, at a concentration of 1g/L (2.3mM). (a) EHUT, 20°C; (b) DMHUT, 20°C; (c) DMHUT,
35 35°C.
36
37
38
39
40
41
42
43
44
45
46
47
48
49
50
51
52
53
54
55
56
57
58
59
60



33 Figure 3. Storage G' (□) and loss G'' (●) modulus versus frequency for bis-urea solutions in
34 dodecane, at a concentration of 1g/L (2.3mM). (a) EHUT, 20°C; (b) DMHUT, 20°C; (c) DMHUT,
35 35°C.

36
37
38
39
40
41
42
43
44
45
46
47
48
49
50
51
52
53
54
55
56
57
58
59
60

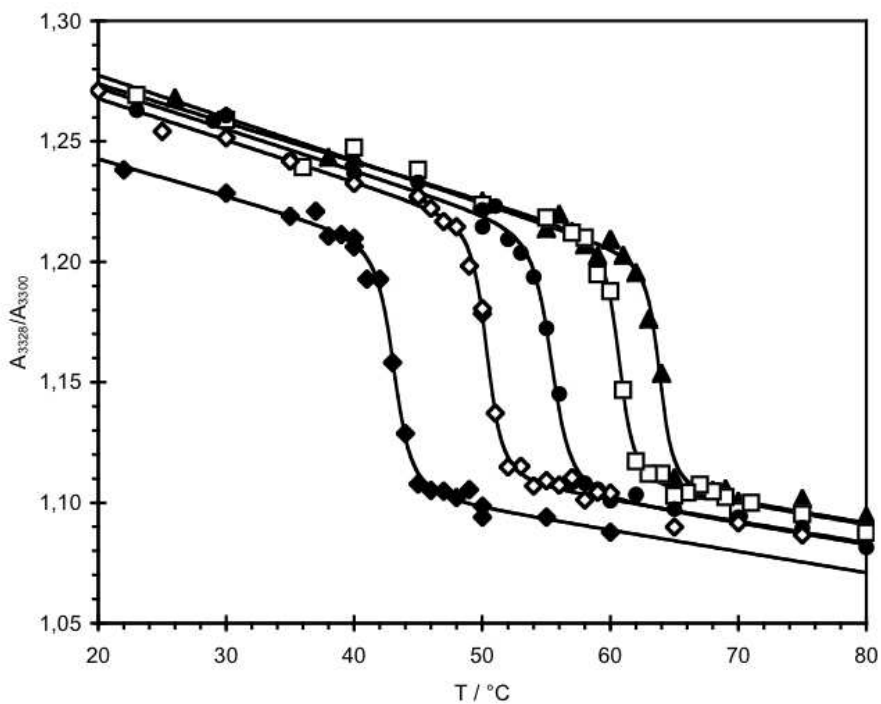


Figure 4. Ratio of absorbances at 3328 and 3300 cm^{-1} for 12.5mM toluene solutions of EHUT/DMHUT mixtures (100/0: \blacklozenge ; 75/25: \circ ; 50/50: \bullet ; 25/75: $*$; 0/100: \blacktriangledown) versus temperature. Both heating and cooling runs are represented, showing the absence of hysteresis.

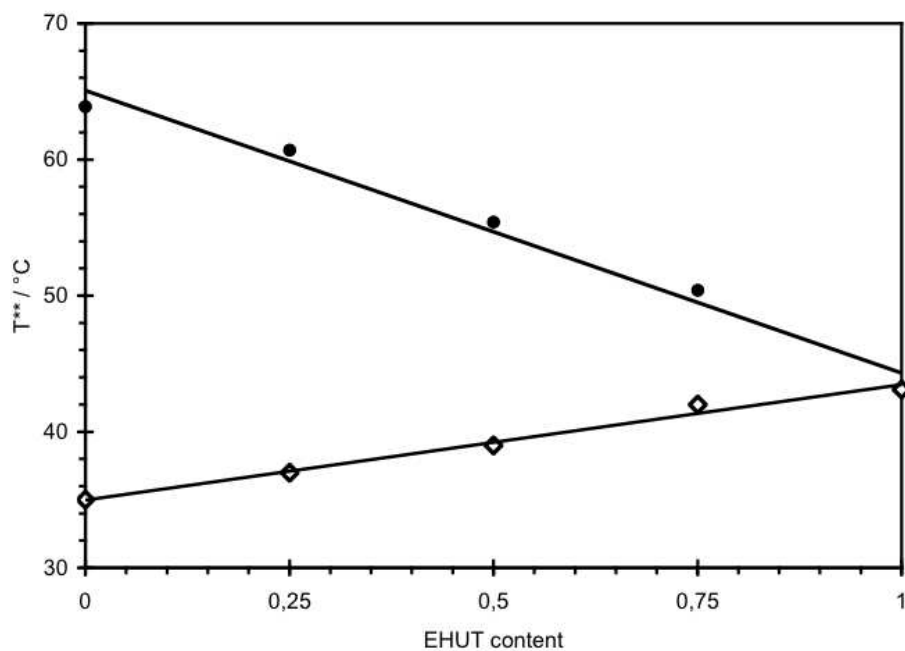


Figure 5. Transition temperature between thick and thin filaments, for 12.5mM EHUT/DMHUT (●) and EHUT/BuPEH (◊) solutions in toluene, versus EHUT molar content.

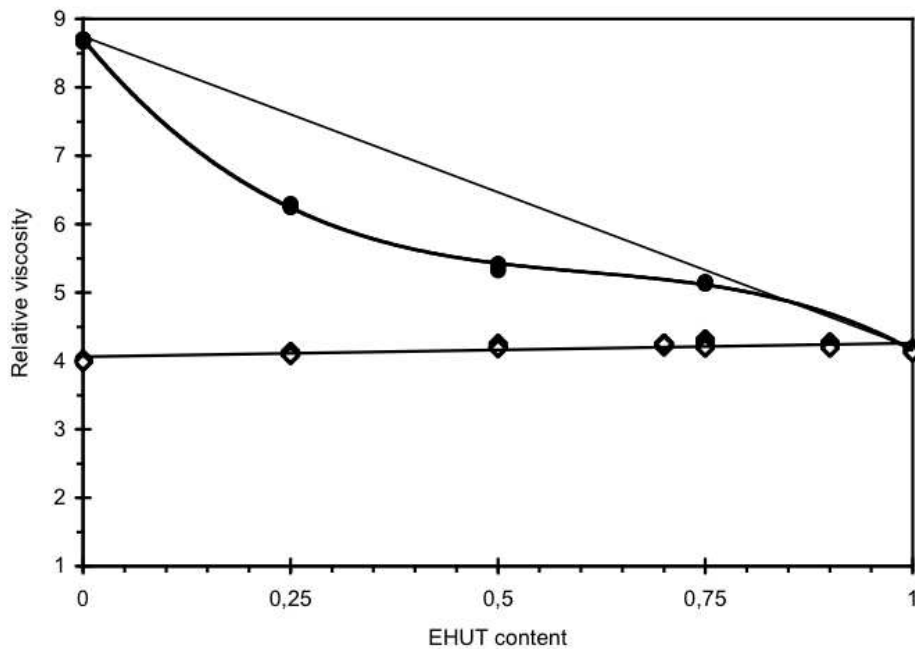


Figure 6. Relative viscosity (η/η_0), for 0.8mM EHUT/DMHUT (●) and EHUT/BuPEH (∅) solutions in toluene, versus EHUT molar content (25°C).

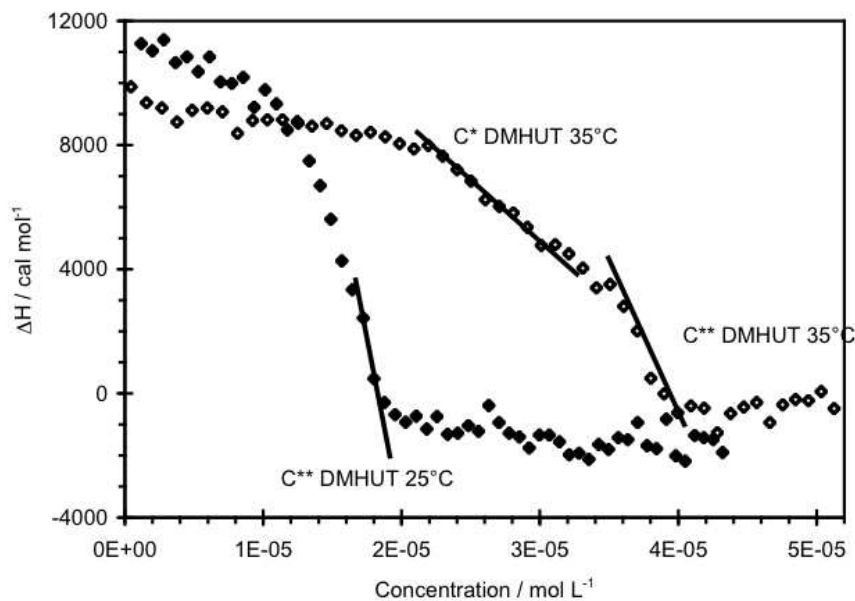


Figure S1. Enthalpogram produced by injecting a 0.24mM toluene solution of DMHUT into toluene at 25 or 35 °C (5- μL aliquots). At 35°C, two transitions (C* and C**) are visible; at 25°C, the two transitions coincide.

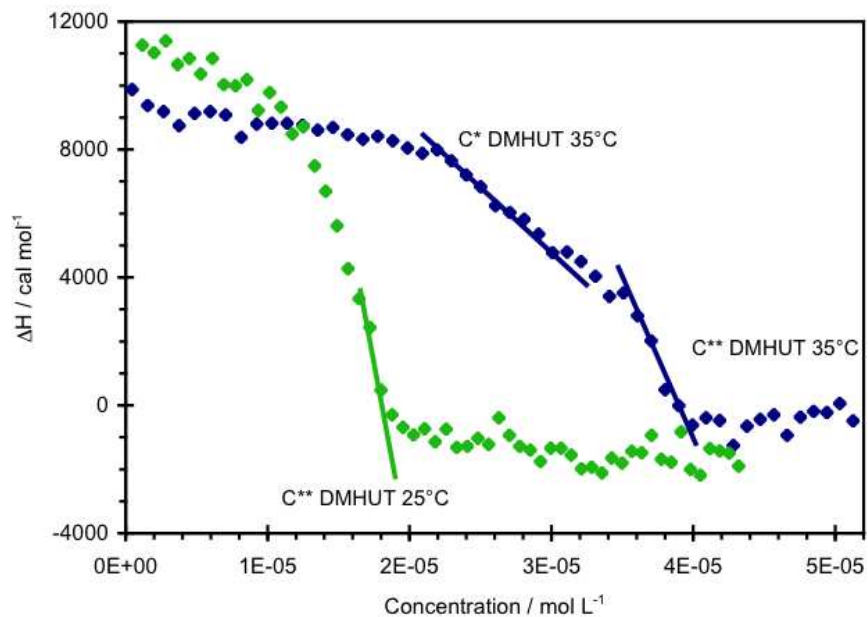


Figure S1. Enthalpogram produced by injecting a 0.24mM toluene solution of DMHUT into toluene at 25 or 35 °C (5- μL aliquots). At 35°C, two transitions (C* and C**) are visible; at 25°C, the two transitions coincide.