



HAL
open science

**EXTRACTION OF ALKALI-METAL PICRATES BY
CALIXARENE ESTERS IN THE
WATER-NITROBENZENE SOLVENT SYSTEM. THE
MEDIUM EFFECT ON PARTITION AND
EXTRACTION PROCESSES.**

Angela F Danil de Namor

► **To cite this version:**

Angela F Danil de Namor. EXTRACTION OF ALKALI-METAL PICRATES BY CALIXARENE ESTERS IN THE WATER-NITROBENZENE SOLVENT SYSTEM. THE MEDIUM EFFECT ON PARTITION AND EXTRACTION PROCESSES.. *Supramolecular Chemistry*, 2006, 18 (07), pp.575-580. 10.1080/10610270600852289 . hal-00513482

HAL Id: hal-00513482

<https://hal.science/hal-00513482>

Submitted on 1 Sep 2010

HAL is a multi-disciplinary open access archive for the deposit and dissemination of scientific research documents, whether they are published or not. The documents may come from teaching and research institutions in France or abroad, or from public or private research centers.

L'archive ouverte pluridisciplinaire **HAL**, est destinée au dépôt et à la diffusion de documents scientifiques de niveau recherche, publiés ou non, émanant des établissements d'enseignement et de recherche français ou étrangers, des laboratoires publics ou privés.



EXTRACTION OF ALKALI-METAL PICRATES BY CALIXARENE ESTERS IN THE WATER-NITROBENZENE SOLVENT SYSTEM. THE MEDIUM EFFECT ON PARTITION AND EXTRACTION PROCESSES.

Journal:	<i>Supramolecular Chemistry</i>
Manuscript ID:	GSCH-2006-0006.R1
Manuscript Type:	Full Paper
Date Submitted by the Author:	10-May-2006
Complete List of Authors:	Danil de Namor, Angela; University of Surrey, Chemistry Division
Keywords:	EXTRACTION, THERMODYNAMICS



1
2
3
4
5
6
7
8
9
10
11
12
13
14
15
16
17
18
19
20
21
22
23
24
25
26
27
28
29
30
31
32
33
34
35
36
37
38
39
40
41
42
43
44
45
46
47
48
49
50
51
52
53
54
55
56
57
58
59
60

**EXTRACTION OF ALKALI-METAL PICRATES BY CALIXARENE ESTERS
IN THE WATER-NITROBENZENE SOLVENT SYSTEM. THE MEDIUM
EFFECT ON THE PARTITION AND EXTRACTION PROCESSES.**

Maria A. Pugliese¹, Maria T. Goitia¹, Mirta E. Montero¹, Alberto R. Casal¹ and Angela F. Danil de Namor^{2*}

¹ Laboratorio de Química Analítica, Departamento de Química, Universidad Nacional del Sur, Bahía Blanca 8000, Argentina.

² Laboratory of Thermochemistry, Chemistry Division, School of Biomedical and Molecular Sciences, University of Surrey, Guildford, Surrey, GU2 7XH, UK.

Abstract

Based on distribution data involving alkali-metal (Na^+ , K^+ , Rb^+ and Cs^+) picrates in the presence and in the absence of calix[n]arene ($n = 4, 6$) esters, the extraction ability of these macrocycles in the water-nitrobenzene solvent system is established. Thus, partition and distribution constants in the mutually saturated solvents and ion-pair formation constants in the water saturated organic phase are calculated from distribution data in the absence of these macrocycles. From distribution data in the presence of the ligand, the extraction and the distribution constants are calculated. Within the experimental error, good agreement is found between the distribution constants calculated from distribution data in presence and absence of calixarenes. The individual processes which contribute to the overall extraction of these cations from water to nitrobenzene are discussed. The medium effect on the extraction process is analysed taking into account previously reported data for these systems in water-dichloromethane and water-chloroform.

Introduction

Numerous investigations have been carried out to demonstrate the extracting ability of calixarene esters for alkali-metal cations in mutually saturated solvent systems¹⁻³.

1
2
3 However it was not until 1997^{4,5} that the first quantitative evaluation on the individual
4 processes which contribute to the selective extraction of cations by calixarene derivatives
5 in the water-benzonitrile solvent system was carried out. Indeed from distribution data of
6 alkali-metal salts in the absence of calixarenes, the partition constant, K_p in the mutually
7 saturated solvent system and the association (ion-pair) constant, K_a in water saturated
8 benzonitrile were calculated. Combination of K_a and K_p led to the evaluation of the
9 contribution constant, K_d in this solvent system. K_d values were also obtained from
10 distribution data in the presence of calixarenes. The overall extraction constant, K_{ex}
11 referred to the process in which the dissociated alkali-metal picrates are extracted from
12 water to the organic phase by calixarenes to give the fully associated alkali-metal
13 calixarene complex in the non-aqueous solvent was derived..

14 We report here the results obtained from distribution experiments involving alkali-metal
15 cations as picrates in the water-nitrobenzene solvent system.

16 The medium effect on the extraction process is assessed taking into account previous
17 work using calixarene esters and alkali-metal cations carried out in other solvent systems
18 such as water-dichloromethane and water-chloroform⁷.

32 33 34 **Experimental Part**

35 Calixarene esters, namely, ethyl *p-tert*-butyl calix[4]arene tetraethanoate, Et Calix[4] and
36 ethyl *p-tert*-butyl calix[6]arene hexaethanoate, Et Calix[6] were synthesised following the
37 procedure suggested by Danil de Namor and co-workers⁸⁻¹⁰.

38 Alkali-metal picrates were synthesised from picric acid (analytical grade, recrystallised as
39 previously reported)⁴⁻⁷ and the appropriate alkali-metal hydroxide (Li^+ , Na^+ , K^+) or
40 carbonate (Rb^+ and Cs^+). The concentration of picric acid was determined by volumetric
41 analysis. The alkali-metal picrates were prepared '*in situ*' by adding to a solution of
42 picric acid in water (saturated with nitrobenzene), an excess of alkali-metal hydroxide or
43 carbonate as described before.⁴⁻⁷

52 53 **Distribution experiments**

54 For distribution experiments in the absence of the ligand, a series of experiments were
55 carried out. Thus, aqueous solutions (saturated with nitrobenzene) of different
56
57
58
59
60

concentrations of metal-ion picrates (concentration range, $1.5 \times 10^{-4} - 1.6 \times 10^{-3}$ mol dm^{-3}) were shaken with equal volumes (10 cm^3) of nitrobenzene (saturated with water) for 30 minutes and then these were left in a thermostat at 298.15 K for 24 hours. Following phase separation, the equilibrium concentration of picrate in water was analysed by UV spectrophotometry (Shimadzu 1603) at 355 nm.

For the distribution experiments in the presence of the calixarene ester, to solutions of alkali-metal picrates (6.0×10^{-4} mol dm^{-3} , 10 cm^3), equal volumes of non-aqueous solutions containing the ligand (concentration range, $1.5 \times 10^{-4} - 1.5 \times 10^{-3}$ mol dm^{-3}) in nitrobenzene saturated with water, were added. Afterwards the procedure followed was the same as that described above for distribution experiments in the absence of the ligand.

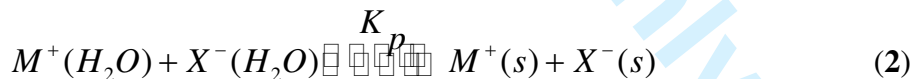
Results and Discussion

The global process involved in the distribution of alkali-metal picrates in the water-nitrobenzene solvent system is that described in eq. 1 with ionic species (M^+ , metal cation and Pi^- , picrate) in the aqueous phase (H_2O) and ion-pairs; $M^+\text{Pi}^-$ in the organic phase; (s); both phases mutually saturated,

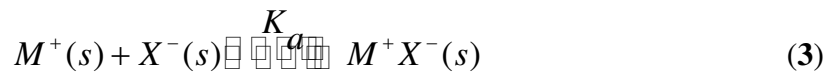


The process described by eq. 1 can be split into two individual processes,

(i) the partition of the alkali-metal picrates in its ionic form in both phases (eq. 2)



(ii) the ion-pair formation or association process in the water saturated nitrobenzene (eq. 3)



Combination of eqs. 2 and 3 leads to the process described in eq. 1. Therefore

$$K_d = K_p * K_a \quad (4)$$

K_p , K_a and K_d are obtained from the relationship previously described⁴ which relates the distribution coefficient, D of picrate with K_p and K_a as shown in eq. 5

$$D_{\text{Pi}} = K_p^{1/2} + K_p^{1/2} K_a [\text{Pi}^-]_s \quad (5)$$

In eq. 5, $[\text{Pi}]_s$ is the equilibrium concentration on the molar scale of picrate in the organic phase.

A plot of D_{Pi} against $[\text{Pi}^-]_s$ should give a straight line of intercept = $K_p^{1/2}$ and slope of $K_p^{1/2} K_a$ from which the partition, K_p , and association constant, K_a , can be evaluated.

A representative example for sodium picrate is shown in Fig. 1 which demonstrates that the data fit into eq. 5. Thus K_p and K_d values for alkali-metal picrates in the mutually saturated solvents and K_a for these salts in water saturated nitrobenzene are shown in Table 1. The data show that as far as the partition is concerned, K_p values increase down the group while the ion-pair formation constant decreases. In fact K_p and K_a values follow the expected trend in that as the charge density of the cation decreases (i) the ability of the metal cation to enter the organic phase increases as reflected in K_p values (ii) the tendency for ion-pair formation with the anion decreases as illustrated in the K_a values shown in Table 1.

Given that K_a values are much greater than K_p values, it is concluded that ion-pairs rather than ions are the predominant species in the water saturated organic phase. At this stage it seems relevant to compare K_p values with the K_t of these electrolytes from water to nitrobenzene previously reported⁹. The latter are referred to the process involving the transfer of the electrolyte from pure water to pure nitrobenzene. These data differ from the K_p values in that these involve the mutually saturated solvents. Thus K_t values for alkali-metal picrates (derived from the combination of single-ion K_t values for the alkali-metal cation and that for the picrate anion, both based on the $\text{Ph}_4\text{AsPh}_4\text{B}$ convention¹⁰)

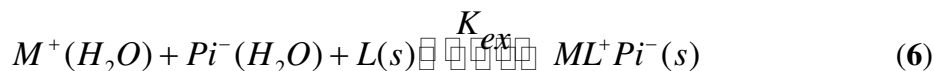
1
2
3 show the same trend as K_p values listed in Table 1. However considerable differences are
4 found between K_t and K_p . We believe that these differences are attributed to the K_t value
5 for the picrate anion in the water-nitrobenzene solvent system ($K_t = 3.90$) derived from a
6 few salts containing this anion. Indeed there are practical difficulties in obtaining these
7 salts in an anhydrous state. It is the only value which differ significantly from the
8 calculated K_t for the picrate anion reported in the literature¹¹. There is a good agreement
9 between K_d values derived from distribution data in the absence and in the presence of
10 the ligand as shown below. It may be emphasised that when the calculated value of 0.26
11 is used as the K_t value for the picrate anion; good agreement is found between K_p values
12 shown in Table 1 and K_t values for these electrolytes. In fact as expected K_p values for
13 rubidium and caesium picrates are greater than K_t . These are reported as a footnote in
14 Table 1.

15
16 In an attempt to formulate an equation representative of the process taking place when an
17 aqueous solution (saturated with nitrobenzene) containing a 1:1 dissociated electrolyte is
18 in equilibrium with a non-aqueous medium containing the macrocycle, it is necessary to
19 identify the speciation in solution as well as the composition of the complex formed in
20 the organic phase (saturated with water). The latter was confirmed by experimental work
21 on the distribution of alkali-metal cations in the presence of the appropriate macrocycle
22 in the organic phase.

23
24 Thus Fig 2 shows the percentage of extraction (% E) for sodium picrate in the water-
25 nitrobenzene solvent system at 298.15 K against the ligand: anion ratio using Et Calix[4]
26 and Et Calix[6]. In both cases, the stoichiometry of the process obtained from the
27 intersection of the two lines (prior and after the 1:1 ligand: anion ratio) indicates that one
28 metal cation is taken up per unit of ligand. The same stoichiometry was found for other
29 alkali-metal cations. It is also evident from this Figure that as far as sodium is concerned,
30 Et Calix[4] is a better extracting agent for this cation than Et Calix[6]. The results
31 obtained show that the latter ligand is a better extracting agent for the larger cations such
32 as potassium, rubidium and caesium.

33
34 Once the stoichiometry of the process was defined and taking into account that alkali-
35 metal picrates are fully dissociated in water and the metal-ion complex salt is
36

predominantly associated in the organic phase, the overall extraction process may be represented by eq. 6.

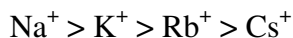


Thus using the expression previously reported^{4,6,7}

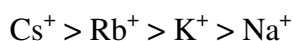
$$\frac{D_{Pi^-}}{[M^+]_{H_2O}} = K_d + K_{ex}[L](s) \quad (7)$$

K_d and the extraction constants, K_{ex} can be calculated provided that a plot of $\frac{D_{Pi^-}}{[M^+]_{H_2O}}$ against $[L](s)$ lead to a linear relationship.

Figs. 3 and 4 show illustrative examples for the results obtained for Rb^+ (as picrate) when the distribution experiments were carried out in the presence of Et Calix[4] and Et Calix[6] respectively in the water-nitrobenzene solvent system. In fact this Figure shows lineal relationships for both ligands when $D_{Pi^-}/[M^+]_{H_2O}$ were plotted against the ligand : metal cation ratio. Thus K_d and K_{ex} values for all alkali-metal cations and Et Calix[4] and Et Calix[6] in this solvent system are shown in Table 2. In fact K_d values shown in this Table are in good agreement (within the experimental error) with those reported in Table 1. Therefore an average K_d value for each alkali-metal picrate is calculated. Thus K_d values for NaPi, KPi, RbPi and CsPi are 7.6 ± 0.3 ; 9.4 ± 0.8 ; 23 ± 2 and 15 ± 1 respectively. As far as K_{ex} values are concerned for Et Calix[4] these follow the sequence,



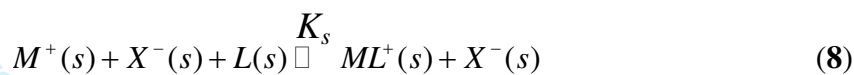
while for Et Calix[6], the opposite trend is shown,



So far we have considered the overall extraction of alkali-metal cations from the aqueous to the organic phase where the two solvents are mutually saturated. In an attempt to

analyse the individual processes which contribute to K_{ex} , two possible routes are considered for the overall process described in eq. 6

i) Partition of the dissociated electrolyte in the mutually saturated solvents (eq. 2) followed by cation-ligand complexation (eq. 8) ($L = \text{Et Calix}[4]$ or $\text{Et Calix}[6]$) in the water saturated organic phase and ion-pair formation between the complex cation and the counter-ion, K'_a (eq. 9) in this phase,



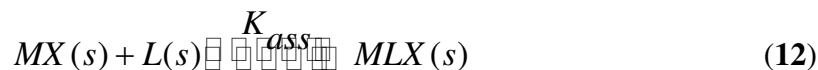
In eq. 8, K_s is the stability constant of the metal-ion complex in the water saturated organic phase. Thus K_{ex} is made by the contribution of K_p , K_s and K'_a (eq. 10)

$$K_{ex} = K_p \times K_s \times K'_a = K_p \times K'_s \quad (10)$$

Therefore

$$K'_s = K_{ex} / K_p \quad (11)$$

ii) Partition of the dissociated electrolyte in the mutually saturated phases (eq. 2) followed by ion-pair formation between the free cation and the anion (eq. 3) in water saturated nitrobenzene, and subsequent interaction between the ion-pair and the ligand (eq. 12)



As a result,

$$K_{ex} = K_p \times K_a \times K_{ass} = K_d \times K_{ass} \quad (13)$$

Thus

$$K_{ass} = K_{ex} / K_d \quad (14)$$

Values of K'_s and K_{ass} for these systems in water saturated nitrobenzene are shown in Table 3. Given that $K'_s > K_{ass}$ we consider that the individual processes contributing to the overall extraction of cations from water to the organic phase are those shown in eq. 10.

The results show that although the partition of the electrolyte makes a negative contribution to the overall extraction, this is overcome by the contribution of both, the stability constant of the metal-ion complex and the ion-pair formation constant between the complex cation and the counter-ion, K'_s in the water saturated organic phase. Given that for a given cation, the contribution of K_p to the extraction process involving either Et Calix[4] or Et Calix[6], is the same, the overall extraction value depends on the joint contribution of K_s and K'_a . Thus among the alkali-metal cations, the extraction of Na^+ is favoured in the presence of Et Calix[4] while the larger cations are better extracted in the presence of Et Calix[6].

In order to assess the medium effect on the extraction process, data for alkali-metal picrates in the water-dichloromethane⁶ and water-chloroform⁷ solvent systems previously reported by us are shown in Table 4. Also included in this Table are the K_p values for the salts in the various solvent systems. For extraction purposes, nitrobenzene offers a more efficient medium than dichloromethane and chloroform. In fact K_{ex} values for the various solvent systems follows the sequence,



It is evident from the K_p values for alkali-metal picrates that again the partition of these electrolytes from water to nitrobenzene is more favoured than that to dichloromethane and particularly to chloroform. In fact the trend observed as far as K_p values are concerned is,



Judging solely on the permittivity of the medium, it seems reasonable to consider that as the permittivity of the medium decreases from nitrobenzene to dichloromethane and then

to chloroform, the ability of the electrolyte to enter the non-aqueous medium decreases. Therefore we consider that the decrease observed in the K_{ex} values in moving from nitrobenzene to chloroform is **partially** attributed to the more negative contribution of the partition of the dissociated electrolyte to the overall extraction process in chloroform and to a lesser extent to dichloromethane relative to nitrobenzene. Indeed if the extraction process was only controlled by the partition process of these electrolytes, it would be expected that for a given electrolyte and ligand, the selectivity factor, S , which provide quantitative information of the solvent effect on the partition, S_p of electrolytes (eq 15) or on the extraction process, S_{ex} (eq. 16) should be the same.

$$S_p = \frac{K_p(M^+ + X^-)(s_2)}{K_p(M^+ + X^-)(s_1)} \quad (15)$$

$$S_{ex} = \frac{K_{ex}(M^+ + X^-)(s_2)}{K_{ex}(M^+ + X^-)(s_1)} \quad (16)$$

In fact $S_p \cong S_{ex}$ for only one system (NaPi in the chloroform-nitrobenzene solvent system and S_{ex} for the same salt and Et Calix[6]). For most systems, $S_{ex} > S_p$ but in a few cases $S_p > S_{ex}$.

Given that K_{ex} is made by the contribution of K_s' and K_p , inspection of these data show that for EtCalix[4] the decrease in the K_{ex} in moving from sodium to caesium is due to the drop in the K_s' values down the Group while the opposite is true for K_p . However for EtCalix[6], the extraction constant increases as the partition increases from sodium to caesium while the maximum K_s' value is that for potassium.

Conclusions

Given that selectivity is one of the main features of Supramolecular Chemistry it seems relevant to analyse selectivity in the overall extraction process in terms of the cation, the solvent and the ligand.

As far as the cation is concerned, in the water-nitrobenzene solvent system, the extraction of these metal cations in the presence of EtCalix[4] is selective for sodium relative to

1
2
3 potassium, rubidium and caesium by factors of 3, 19 and 17 respectively. For EtCalix[6],
4 this ligand is more selective for caesium by factors of 6, 4 and 3 relative to sodium,
5 potassium and rubidium.
6
7

8
9 Regarding the medium effect, nitrobenzene offers a better extraction medium than
10 dichloromethane and chloroform for EtCalix[4]. However the latter is a better medium
11 for EtCalix[6] and the larger cations than other solvents.
12

13
14 In terms of the ligand, except for sodium, EtCalix[6] is a more efficient extracting agent
15 than the tetraester.
16
17

18
19
20
21 **Acknowledgements.** The authors thank the European Commission for the support given
22 to this work under the Contracts ICA2-CT-2002-10055 and INCO-CT-2004-509153.
23

24 25 26 27 **References**

- 28
29
30 1. D. M. Roundhill, *Prog. Inorg. Chem.*; 1995, **43**, 533.
- 31
32 2. D. M. Roundhill, J. Y. Shen; Chapter 22 in '*Calixarenes 2001*', Eds Z. Andari, V.
33 Böhmer, J. Harrowfield and J. Vicens; Kluwer Academic Press. Dordrecht, The
34 Netherlands, 2001.
- 35
36 3. F. Arnaud-Neu, M. A. McKerverey, M.-J. Schwing-Weill; Chapter 21 in '*Calixarenes*
37 *2001*', Eds. Z. Asfari, V. Böhmer, J. Harrowfield and J. Vicens; Kluwer Academic
38 Press, Dordrecht, The Netherlands, 2001.
- 39
40 4. A. F. Danil de Namor, F. J. Sueros-Velarde, A. R. Casal, M. T. Pugliese, M. T.
41 Goitia, M. Montero and F. Fraga-Lopez; *J. Chem. Soc., Faraday Trans.*; 1997, **93**,
42 3955.
- 43
44 5. A. F. Danil de Namor, Chapter 19 in '*Calixarenes 2001*', Eds Z. Asfari, V Böhmer,
45 J. Harrowfield and J. Vicens, Kluwer Academic Press, Dordrecht, The Netherlands,
46 2001.
- 47
48 6. A. F. Danil de Namor, M. A. Pugliese, A. R. Casal, M. Barrios-Llerena, P. J.
49 Aymonino and F. J. Sueros-Velarde, *Phys. Chem. Chem. Phys.*; 2000, **2**, 4355.
50
51
52
53
54
55
56
57
58
59
60

- 1
 - 2
 - 3
 - 4
 - 5
 - 6
 - 7
 - 8
 - 9
 - 10
 - 11
 - 12
 - 13
 - 14
 - 15
 - 16
 - 17
 - 18
 - 19
 - 20
 - 21
 - 22
 - 23
 - 24
 - 25
 - 26
 - 27
 - 28
 - 29
 - 30
 - 31
 - 32
 - 33
 - 34
 - 35
 - 36
 - 37
 - 38
 - 39
 - 40
 - 41
 - 42
 - 43
 - 44
 - 45
 - 46
 - 47
 - 48
 - 49
 - 50
 - 51
 - 52
 - 53
 - 54
 - 55
 - 56
 - 57
 - 58
 - 59
 - 60
7. A. F. Danil de Namor, M. A. Pugliese, A. R. Casal, W. B. Aparicio-Aragon, O. E. Piro and E. E. Castellano, *Phys. Chem. Chem. Phys.*; 2004, **6**, 3286.
8. A. F. Danil de Namor, R. G. Hutcherson, F. J. Sueros-Velarde, A. Alvarez-Llerena and J. L. Briansó, *J. Chem. Soc.; Perkin Trans., I*; 1999, 2933.
9. A. F. Danil de Namor, T. Hill and E. E. Sigstad; *J. Chem. Soc.; Faraday Trans I*, 1983, **79**, 2713.
10. B. G. Cox, G. R. Hedwig, A. J. Parker, D. W. Watts; *Aust. J. Chem.*; 1974, **27**, 477.
11. M. H. Abraham and J. Liszi; *Inorg & Nucl. Chem.*, 1981, **43**, 143.

Table 1. Partition, K_p and distribution, K_d constants of alkali-metal picrates in the mutually saturated water-nitrobenzene solvent system and ion-pair formation constants in water saturated nitrobenzene at 298.15 K

Alkali-Metal Picrate	K_p^a	K_a	R^2	K_d
NaPi	3.7×10^{-5}	2.0×10^5	0.987	7.4
KPi	5.9×10^{-5}	1.6×10^5	0.928	9.4
RbPi	4.0×10^{-4}	5.8×10^4	0.948	23.2
CsPi	4.6×10^{-4}	3.2×10^4	0.932	14.7

^a K_i values for KPi; 5.5×10^{-5} ; Rb Pi; 1.1×10^{-4} ; CsPi; 2.0×10^{-4} .

Table 2. Distribution, K_d and extraction, K_{ex} constants of alkali-metal cations in the presence of calixarenes esters in the mutually saturated water-nitrobenzene solvent system at 298.15 K.

Alkali-Metal Picrate	K_d	K_{ex} (EtCalix[4])	R^2
NaPi	7.6	1.6×10^7	0.994
KPi	8.6	5.3×10^6	0.994
RbPi	21.9	8.5×10^5	0.996
CsPi	15.9	9.5×10^5	0.999
	K_d	K_{ex} (EtCalix[6])	R^2
NaPi	7.8	3.7×10^6	0.999
KPi	10.1	6.0×10^6	0.993
RbPi	25.1	7.0×10^6	0.988
CsPi	13.5	2.3×10^7	0.994

Table 3. Individual processes involved in the overall extraction of alkali-metal picrates from water by calixarene esters in the mutually saturated water-nitrobenzene solvent system at 298.15 K

Álkali-Metal Picrate	EtCalix[4]		EtCalix[6]	
	K'_s	K_{ass}	K'_s	K_{ass}
NaPi	4.3×10^{11}	2.2×10^6	1.0×10^{11}	4.9×10^5
KPi	8.9×10^{10}	5.6×10^5	1.0×10^{11}	6.4×10^5
RbPi	2.1×10^9	3.6×10^4	1.8×10^{10}	3.0×10^5
CsPi	2.1×10^9	6.5×10^4	5.0×10^{10}	1.6×10^6

Table 4. Partition and extraction constants of alkali-metal picrates in various solvent systems at 298.15 K

Alkali-Metal Picrate	$H_2O-PhNO_2^a$			$H_2O-CH_2Cl_2^b$			$H_2O-CHCl_3^c$		
	K_p	K_{ex}		K_p	K_{ex}		K_p	K_{ex}	
		Et Calix[4]	Et Calix[6]		Et Calix[4]	Et Calix[6]		Et Calix[4]	Et Calix[6]
NaPi	3.7×10^{-5}	1.6×10^7	3.7×10^6	2.4×10^{-5}	1.2×10^7	2.8×10^6	5.3×10^{-6}	8.8×10^5	6.6×10^4
KPi	5.9×10^{-5}	5.3×10^6	6.0×10^6	4.5×10^{-5}	8.3×10^5	2.6×10^7	8.4×10^{-6}	3.6×10^4	1.9×10^6
RbPi	4.0×10^{-4}	8.5×10^5	7.0×10^6	6.2×10^{-5}	3.4×10^5	3.8×10^7	1.2×10^{-5}	5.1×10^4	1.4×10^6
CsPi	4.6×10^{-4}	9.5×10^5	2.3×10^7	1.0×10^{-4}	4.8×10^5	2.7×10^7	2.0×10^{-5}	1.4×10^4	2.2×10^7

^a This work ; ^b Ref.6; ^c Ref.7

Legend to Figures

Fig. 1. Distribution coefficients of sodium picrate in the mutually saturated water-nitrobenzene solvent system against the equilibrium concentration of picrate in the water saturated organic phase at 298.15 K

Fig.2. Percentages of the sodium picrate against the ethyl calix[n]arene (n = 4, 6)/picrate ratio in the water-nitrobenzene solvent system at 298.15 K.

Fig.3. Plot of $D_{\text{Pi}}/[\text{Pi}^-]_{\text{H}_2\text{O}}$ against the concentration of the EtCalix[4] (a) and Et Calix[6] (b) in the water saturated organic phase at 298.15 K

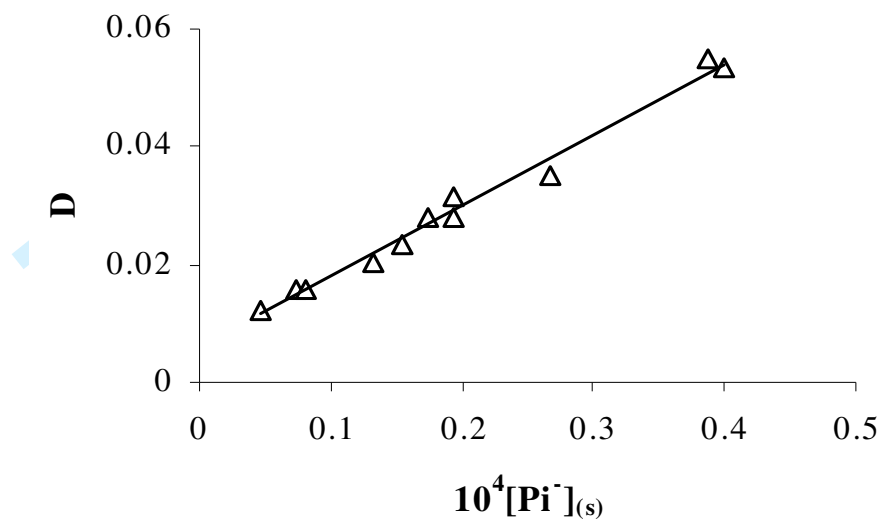


Fig 1

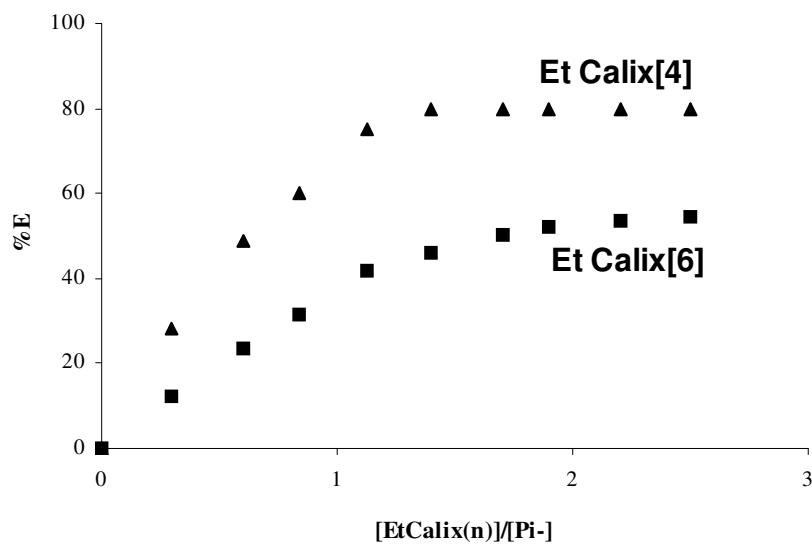


Fig 2

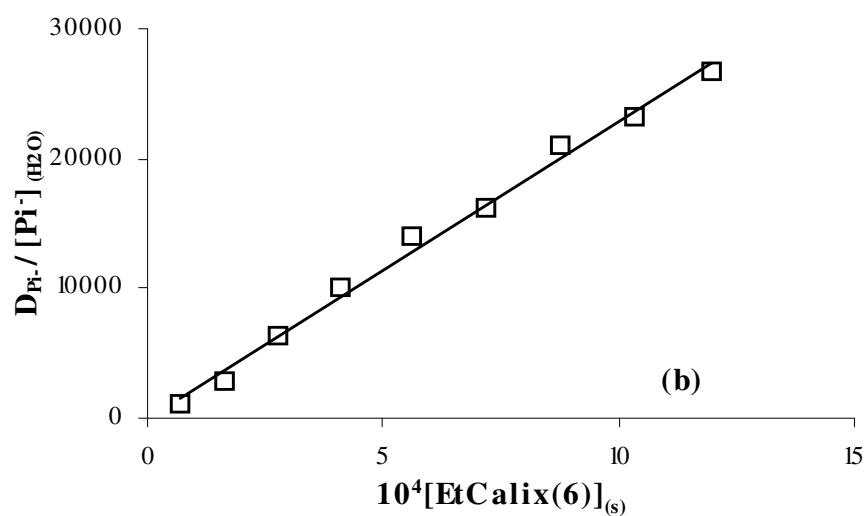
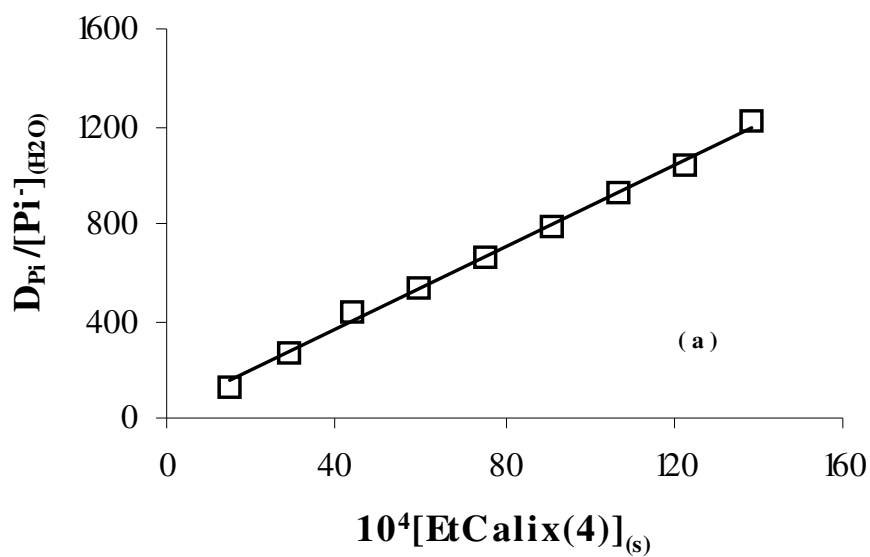


Fig 3