



HAL
open science

Student-oriented versus teacher-centred: The effect of learning at workstations about birds and bird flight on cognitive achievement and motivation

Heike Sturm, Franz X. Bogner

► To cite this version:

Heike Sturm, Franz X. Bogner. Student-oriented versus teacher-centred: The effect of learning at workstations about birds and bird flight on cognitive achievement and motivation. *International Journal of Science Education*, 2008, 30 (07), pp.941-959. 10.1080/09500690701313995 . hal-00513343

HAL Id: hal-00513343

<https://hal.science/hal-00513343>

Submitted on 1 Sep 2010

HAL is a multi-disciplinary open access archive for the deposit and dissemination of scientific research documents, whether they are published or not. The documents may come from teaching and research institutions in France or abroad, or from public or private research centers.

L'archive ouverte pluridisciplinaire **HAL**, est destinée au dépôt et à la diffusion de documents scientifiques de niveau recherche, publiés ou non, émanant des établissements d'enseignement et de recherche français ou étrangers, des laboratoires publics ou privés.



Student-oriented vesus teacher-centred: The effect of learning at workstations about birds and bird flight on cognitive achievement and motivation

Journal:	<i>International Journal of Science Education</i>
Manuscript ID:	TSED-2006-0302.R1
Manuscript Type:	Research Paper
Keywords:	biology education, learning environment
Keywords (user):	learning at workstations, student-oriented, teacher-centred



1
2
3 Student-oriented versus teacher-centred: The effect of learning at workstations
4
5
6 about birds and bird flight on cognitive achievement and motivation
7
8
9

10
11
12 Abstract
13

14
15 The study investigated cognitive and motivational effects of two educational interventions, a
16 conventional versus a student-oriented approach. We monitored the impact on the cognitive
17 achievement outcome and the motivation of students. Both approaches dealt with the subject
18 of birds and bird flight; the student-oriented approach consisted of a unit based on
19 workstations, the conventional one was taught in a more teacher-centred manner. 326
20 secondary school pupils of the highest stratification level participated in this study. By using
21 a pre-, post- and retention-test design, both approaches were evaluated with the same
22 empirical batteries (by applying a cognitive item set and the 'Intrinsic Motivation Inventory').
23 The conventional approach provided higher achievement scores whereas the student-oriented
24 approach showed a higher motivational rating. Comparing the student-oriented approach with
25 and without introduction, the group with introduction attained higher achievement scores.
26 The results are discussed in terms of general expectations about the cognitive outcome in
27 open learning environments and self-determination theory. Educational implications are
28 drawn concerning the implementation of learning at workstations in school curricula.
29
30
31
32
33
34
35
36
37
38
39
40
41
42
43
44
45
46
47
48
49
50
51
52
53
54
55
56
57
58
59
60

Introduction

Student-oriented¹ teaching at school is very often given priority by teacher in contrast to more teacher-centred lessons (e.g. Von Secker & Lissitz, 1999). Conventional, teacher-centred instruction generally is seen as an information transfer from the teacher to the learner (Bonk & Cunningham, 1998; Kember & Gow, 1994). The desks are arranged in rows and most of the time students face in front of a board a teacher talking and questioning students while instructions are addressed to all learners (Cuban, 1983). Students simultaneously work on tasks by following a teacher's direction (Daniels, Kalkman, & McCombs, 2001). In a student-oriented approach, the focus of the teacher and instruction moves to the student (Schuh, 2004). A lesson consists of more frequent student talks, of varied instructional materials, of student choices towards a subject matter and of cooperative or group working scenarios (Cuban).

In an effort to sustain the vision of student-oriented teaching, we developed distinctive workstations on a standard middle school subject. Learning at workstations is an educational approach, where students work cooperatively and autonomously in small groups at various workstations. After a task of any workstation is completed, the individual group shifts to another workstation. Instructional materials and description of hands-on activities are provided at each workstation or given in workbooks leading the group members. The specific value of learning at workstations is that the students could work self-guided and on their own pace; they could choose the order of the workstations and the duration of engaging with a single workstation according to their interest (Hepp, 1996, 1999; Schaal & Bogner, 2005). Originally, the idea of workstations derived of the subject of physical education: The 'circuit training' consists of stations with different physical activity-tasks (Hepp, 1999). In science

¹ In this study, the term 'student-oriented' is used synonymously for 'student-centered' (Cuban, 1983) and 'learner-centered' (Schuh, 2004)

1
2
3 lessons, the workstations may consist of any tasks which include hands-on, experiments; the
4
5 objective is self-guided study of a subject matter. Learning at workstations can be seen as one
6
7 form of an open learning environment in terms of the method of instruction (Bauer, 2003;
8
9 Hepp, 1999). Other aspects include the content (subject matter) and the 'institutional
10
11 openness', both provided by the design of this study. Open learning environments can
12
13 generally be regarded as highly student-oriented (Bauer, 2003).
14
15
16
17

18 Mainstream research in science education has largely focused on cooperative learning
19
20 environments while few studies have investigated learning effects and motivational aspects of
21
22 learning at workstations. Most studies on cooperative and open learning environments
23
24 reported an overall positive outcome: A meta-analysis of Lord (2001) reported for a mere 8%
25
26 of 300 articles negative results of cooperative learning environments. In the main, students
27
28 scored significantly higher in cooperative learning classes (Lord, 1997) and they are
29
30 psychologically and physically healthier than students taught in competitive classrooms
31
32 (Johnson & Johnson, 1989; Slavin 1990; in Lord, 2001). Similarly, Iwon (1992) found for
33
34 students in learner-centred lessons higher achievement scores compared to teacher-centred
35
36 lessons. Beside cognitive effects, many studies also demonstrate affective outcomes of
37
38 student-oriented learning environments. For instance, learner-centred approaches provide a
39
40 significantly higher 'well-being' than teacher-centred approaches (Randler & Bogner, 2006;
41
42 Schaal & Bogner, 2005); a similar result is obtained for the perceived value of the biological
43
44 content's personal meaningfulness (Schaal & Bogner, 2005). Additionally, social skills and
45
46 social competences were more easily trained in student-oriented lessons than in cooperative
47
48 learning environments (Lord, 2001). Chang and Fisher (2001) found that the perception of an
49
50 affirmative, favourable and fulfilling learning environment tends to lead towards increased
51
52 achievement scores.
53
54
55
56
57
58
59
60

1
2
3
4 Student-oriented approaches give learners a central focus and thus the acting force.
5
6 This requires motivated and self-directed learners (Lee, 2000). According to self-
7
8 determination theory, motivation can be enhanced by autonomous support, by a feeling of
9
10 competence and social relatedness (e.g. Deci & Ryan, 1993; Grolnick & Ryan, 1989;
11
12 Williams & Deci, 1996). Thus, the learning environment should maximise these three
13
14 psychological needs. Learning at workstations might enhance autonomy, perceived
15
16 competence and social relatedness: students work in self-directed and autonomous fashion in
17
18 small groups on learning stations (Bauer, 2003) and teachers shift their role from 'instructors'
19
20 to 'supporters' of a learning process (Schaal & Bogner, 2005). From a logistic point of view,
21
22 workstations are useful if media used in biological lessons exist only in one copy, which is
23
24 often the case for models (models and hands-on activities are seen as a motivating factor in
25
26 the learning process [Berck, 2001; p. 57]). Thus, learning at workstations might enhance
27
28 students' motivation and interest and might increase their cognitive achievement, as outlined
29
30 above. However, recent studies have linked student-oriented learning environments not
31
32 necessarily to an overall higher cognitive learning outcome but rather to conventional
33
34 approaches (Randler & Bogner, 2002; Schaal & Bogner, 2005). Potential reasons for those
35
36 unexpected results could lie in the lack of experience in hands-on activities as well as open or
37
38 learner-centred approaches which as unfamiliar environments may cause anxiety and thus
39
40 inhibit learning success (Kagan & Fasan, 1988; Bohl, 2001; Randler & Bogner, 2002). Any
41
42 specific introduction to the new learning environment may reduce this 'novelty factor'
43
44 (Kubota & Olstad, 1991; Orion & Hofstein, 1994). This could consist of a prior lesson about
45
46 the subject matter to create basic knowledge about the specific subject. To prepare the
47
48 students to the specific type of learning environment, a short explanation of the learning
49
50 situation may help to reduce the unfamiliar feeling. Subsequent regular practice in student-
51
52
53
54
55
56
57
58
59
60

oriented curricula might then help to extinguish the 'novelty factor' and to train self-directed learning and social competences.

Many comparison studies of teacher-centred versus student-oriented learning environments have produced controversial results with no consistency in the explanation of effects of different learning environments with regard to achievement and motivation scores. This study does not intend to add to this controversy, but to maintain the ongoing discussion on the importance of the integration of student-oriented learning environments into conventional syllabi. Our educational approach dealt with the subject of bird flight. Usually, bird issues are taught in teacher-centred approaches with a few demonstrated experiments but without any hands-on activities. However, theory of how 'lift' is produced is difficult to understand: A common and simple explanation still builds on the Bernoulli-principle which does not correctly explain it in all aspects (Anderson & Eberhardt, 2001; for other explanations see e.g. Anderson & Eberhardt; Weltner, 2001). Niermann (1989) found a widespread usage of the Bernoulli-principle in schoolbooks and by teachers, and even Physics students comprise false understandings of this phenomenon. Although we do not claim to cover all possible conceptions of students about this phenomenon, hands-on experiments might awake the interest and favour further engagement in this subject compared to conventional approaches with experimental demonstrations. In the present study, workstations with hands-on choices showing the preconditions of bird flight are implemented (see Appendix B for details). Before conducting the learning at workstations, the students attended a preliminary lesson about bird's anatomies and specific preconditions for flying. To date no investigation has examined whether learning at workstations about bird flight may lead to a better understanding of this difficult topic, as compared to traditional approaches. Additionally, it is not known whether an introduction of the workbook guiding through the workstations has any influence on the learning and motivation of students. Thus, the

1
2
3 objectives of our study were to investigate (1) the cognitive outcome and the motivation of
4 the students following a student-oriented in comparison to a teacher-centred educational
5 approach and (2) the impact of a specific introduction phase into the 'new' learning
6 environment by comparing the student-oriented approach with and without such an
7 introduction. We hypothesised that (i) a student-oriented approach (learning at workstations
8 and hands-on activities) would enhance cognitive achievement and motivation scores; and (ii)
9 that higher cognitive effects would be reached when an introduction phase is included.
10
11
12
13
14
15
16
17
18
19
20
21
22
23

24 Methodology

25
26 326 secondary 6th graders of Bavarian schools participated in this study. They were students
27 of a variety of secondary schools (highest stratification level: 'Gymnasium'), in total 12
28 classes. The average age of the participants was 12.48 years (± 0.50 SD). The study followed
29 a quasi-experimental design (Table 1): Complete classes followed a specific instruction. Two
30 out of the three instructions dealt with learning at workstations, the third was a conventional
31 teacher-centred approach; one group served as a control group for the test assessment and
32 other potential external influences (Lienert & Raatz, 1998).
33
34
35
36
37
38
39
40
41
42

43 [Insert Table 1 about here]
44
45

46 In all three instructional interventions, the classes attended a regular classroom lesson
47 on basic issues about birds: the anatomy of birds and their specific adaptations for flying (see
48 Appendix A). This 'pre'-lesson gave an introduction to this previously to 6th graders unknown
49 subject. To prevent differences in the subject to be taught in the 'pre'-lesson, the Biology
50 teacher followed exactly the learning goals given by the researchers. The following lesson
51 differed for the three treatment groups: In instruction-1 (G-1, $n = 176$), the students worked in
52 groups of three to five for 90 minutes at the workstations in the classroom, guided by a
53
54
55
56
57
58
59
60

1
2
3 workbook. The groups assembled by free choice. In total, eight workstations were developed
4
5 (Appendix B), including three optional stations for fast working groups. At the workstations,
6
7 the students had to raise hypotheses, conduct and observe experiments, discuss the results and
8
9 record them in the workbook. The workbook consisted of one 'chapter' for each workstation:
10
11 first, the workstation is shortly described, followed by tasks and questions on the appropriate
12
13 workstation. Generally, the students first had to raise hypotheses, then conduct an experiment
14
15 and record the data or observations, and, finally, discuss the results (see Appendix C for an
16
17 example). Thus, the workbook is guiding the students through the stations without any further
18
19 instruction. Participating pupils received the workbooks immediately before starting with the
20
21 workstations. Additional information was available on a designated 'information desk', if
22
23 needed (the students signed this up in their workbook, if used). Instruction-2 (G-2, $n = 30$)
24
25 was similar to G-1 except for an additional introduction of the workbook: Subsequent to the
26
27 initial lesson, the students could familiarise themselves for 15 minutes with the workbook.
28
29 After that, the workbooks were collected by the teacher. The procedure for learning at the
30
31 workstations followed the G-1 model (as described before). In instruction-3 (G-3, $n = 93$), the
32
33 Biology teacher taught the content of the workstations for 90 minutes using a conventional
34
35 approach. All teachers of G-3 followed the same curriculum as was the case in the learning at
36
37 workstations. Guidelines and materials of the workstations were made available to teachers
38
39 thus permitting a similar procedure to that of G-1 and G-2: The students had to raise
40
41 hypotheses, observe the experiments done by the teacher and explain the results. The only
42
43 difference to G-1 and G-2 consisted in the teacher's role as a guide for the learning process.
44
45
46
47
48
49
50
51
52
53 Due to organisational reasons of the participating schools, the sample sizes of G-1, G-2 and
54
55 G-3 differ. However, in our quasi-experimental design we may compare the groups due to the
56
57 same age-group, grade and level.
58
59
60

1
2
3 A knowledge questionnaire and a motivation assessment battery were administered.
4
5
6 The knowledge questionnaire consisted of 17 multiple choice questions (see Appendix D)
7
8 and one semi-open question. All items specifically covered the lesson's contents about bird
9
10 flight. Although an identical knowledge test was applied three times, potential resultant bias
11
12 was avoided by different orders of the questions; additionally, the students were unaware that
13
14 the test would be repeated (e.g. Bogner, 1999). The pre-test (T-1) was implemented one week
15
16 before the introductory lesson to assess the previously existing knowledge of the students; the
17
18 post-test (T-2) was applied immediately after the 90-minutes implementation; a retention-test
19
20 (T-3) was administered six weeks after the post-test to measure the long-term learning effect
21
22 of the intervention (Bogner, 1998). The students were aware that responses to our
23
24 questionnaires would have no effect on their marks.
25
26
27
28
29

30 Four subscales of the 'Intrinsic Motivation Inventory' (IMI), namely 'Interest &
31
32 Enjoyment', 'Perceived Competence', 'Perceived Choice' and 'Value / Usefulness' have been
33
34 employed (e.g., Deci *et al.*, 1994; Ryan *et al.*, 1991). In all items the original phrase 'this
35
36 activity' was substituted by either 'the working on learning stations' (G-1 and G-2), or 'the
37
38 lesson about bird flight' (G-3). We used the German version of the IMI which was previously
39
40 applied successfully, for instance, by Girwidz *et al.* (2006). A 5-point Likert response scale
41
42 was used. The motivation test was implemented immediately after the knowledge post-test to
43
44 assess the actual motivational situation of the students after the interventional phase.
45
46
47
48

49 A control group ($n = 27$) with no instruction was included to take any test effects into
50
51 account. All questionnaires (except the motivation scale) were applied in the same time frame
52
53 as the experimental groups (G-1, G-2 and G-3). They received no teaching in the subject of
54
55 birds and bird flight before or during the test assessment.
56
57
58

59 The statistic analyses were conducted with SPSS 14.0. The multiple choice questions as
60
well as the semi-open question were analysed with correct answers scored unity, incorrect

ones zero. The range of item difficulty (= % of correct answers, Bortz & Döring, 2001) was normal distributed for the pre-, post- and retention-test (Shapiro-Wilk, $p_{pre} = .27$; $p_{post} = .73$; $p_{retention} = .88$). Reliability analyses revealed low scores for the knowledge tests (Cronbach's $\alpha_{pre} = 0.38$; $\alpha_{post} = 0.58$; $\alpha_{retention} = 0.52$). However, knowledge tests are in principle difficult to test for reliability (Lienert & Raatz, 1998, [p. 214]). Though, reliability coefficients less than 0.6 can be used for differentiating groups (Lienert & Raatz, [p. 213]). Content validity of the knowledge test is given due to the curriculum based subject. Furthermore, all knowledge items were constructed according to the learning goals of the intervention. Also, criterion validity is fulfilled: According to the participating teachers, the content of the intervention and the knowledge test is representative for the curriculum. The reliability of the motivation battery showed a Cronbach's α of 0.94.

Since the sum scores over the knowledge items were not normally distributed (Kolmogorov-Smirnov with Lilliefors Significance Correction, $p < 0.001$, in T-1, T-2 and T-3), we used non-parametric tests and box plots as graphic output. We presume that the different sample sizes and the quasi-experimental design of the study affected the not-normal distributed data. For investigating the first objective, the knowledge and motivation data of G-1 was compared with G-3; the second objective was to investigate the influence of an introduction phase into the workbook by comparing G-1 and G-2.

Results

No statistically significant group differences were found in the pre-test achievement scores (Kruskal-Wallis-Test², Chi-Square³_(T-1) = 2.867; df = 3; $p = 0.413$), but different gains in the

² H-test of Kruskal-Wallis is used for the comparison of more than two independent samples. For not normally distributed data, it substitutes ANOVA and ANCOVA (Zöfel, 2002, [p. 114]). The Kruskal-Wallis test was applied to test first if any differences exist in the pre-test results. For further pair-wise analyses, the U-test of Mann-Whitney for not normally distributed data was used (Zöfel, [p. 103]).

1
2
3 post- and retention-test (Kruskal-Wallis-Test (KS), Chi-Square_(T-2) = 83.089 and Chi-
4
5 Square_(T-3) = 66.026; df = 3; $p < 0.001$, in all cases). A post-hoc test (e.g. Bonferroni
6
7 correction) was not applied because of Bender and Lange (2001 [p. 1238]): 'If the global null
8
9 hypothesis is rejected proceed with level α tests for the (...) pair-wise comparison'.
10
11 Subsequent pair-wise analyses of the groups (Figure 1; Table 2) showed for teacher-centred
12
13 lessons (G-3) significantly higher scores in the post- and the retention-test compared to G-1.
14
15 G-3 and G-2 differed not significantly in the retention-test results. Obviously, both treatments
16
17 led to the same long-term learning effect. Comparing the two groups that worked at the
18
19 learning stations without an introduction (G-1), or with introduction (G-2), group G-2 scored
20
21 higher both in the post- and the retention-test than G-1. Apparently, the group G-2 (with an
22
23 introduction in the workbook) learnt more than G-1.
24
25
26
27
28
29

30 [Insert Figure 1 about here]

31
32 [Insert Table 2 about here]

33
34
35 As expected, no significant differences were found within the control group in
36
37 achievement scores in all three test assessments (Table 3; Figure 1). Thus, repeated item
38
39 battery application did not provide any change in the test results. However, all treatment
40
41 groups (G-1, G-2, G-3) showed a significant short-term learning outcome which is in all three
42
43 treatment groups the students learnt something. Comparing the post-test with the retention-
44
45 test in G-2 and G-3, the scores do not differ. An unexpected outcome is a significant increase
46
47 of achieved scores in the retention-test in G-1, compared to the post-test within this group
48
49 (see discussion).
50
51
52
53

54 [Insert Table 3 about here]

55
56
57
58
59
60

³ Chi-Square value is reported in addition when computing the Kruskal-Wallis test with SPSS 14.0.

1
2
3 The 'Intrinsic Motivation Inventory' (Figure 2; Table 4) revealed between-groups
4 differences in the subscales 'Interest / Enjoyment' (χ^2 , Chi-Square = 29.516; df = 2; $p <$
5 0.001), 'Perceived Choice' (χ^2 , Chi-Square = 35.395; df = 2; $p <$ 0.001) and in the subscale
6 'Value / Usefulness' (Chi-Square = 21.821; df = 2; $p <$ 0.001). No significant difference was
7 found in the subscale 'Perceived Competence' (χ^2 , Chi-Square = 1.861; df = 2; $p =$ 0.394).
8
9

10
11
12
13
14
15
16 [Insert Figure 2 about here]

17
18
19 [Insert Table 4 about here]

20 21 22 23 24 Discussion

25
26
27 The main outcomes of this present study were: (1) students learnt more in teacher-centred
28 lessons (traditional approach) than at the workstations although in the latter they stated higher
29 motivation scores during their work; (2) students attending a preliminary introduction into the
30 workbook scored higher in the cognitive achievement test than those without an introduction
31 phase.
32
33
34
35
36
37
38
39

40 In all three treatment groups we observed a substantial learning effect, while the
41 students of the teacher-centred lesson achieved significantly better than the others. This
42 contradicts many studies comparing teacher-centred and student-oriented learning
43 environments, as for instance in a study of Randler and Bogner (2002) involving bird
44 identification skills no significant difference in the hands-on compared to the conventional
45 approach was found. In a follow-up study of Randler and Bogner (2006) using the same
46 subject set the students of the hands-on approach scored higher in the post- and the retention-
47 test compared to the students of the conventional approach when a reduced number of bird
48
49
50
51
52
53
54
55
56
57
58
59
60

⁴ Before conducting pair-wise analyses with the Mann-Whitney U-test, H-test of Kruskal-Wallis was applied to test if any differences at all exist between the three groups.

1
2
3 species had to be identified. Thus, it may provide an advantage to reduce the total amount of
4
5 subject matter **of workstations**. As regards on this study, a reason for the significantly lower
6
7 achievement scores of the **workstation** groups may lie in the mere number of learning stations
8
9 – according to the principle 'less is more' (slogan in Benchmarks for Science Literacy,
10
11 AAAS, 1993 [p. 320]). The students might have been too stressed to accomplish all the
12
13 stations and thus, insufficiently concentrated on single stations to ensure successful learning.
14
15 Another reason could lie in an desire of students of rushing through the different learning
16
17 stations in order to accomplish all learning stations within a minimum of time and to 'be free'
18
19 for the remaining time. Furthermore, demands upon students' cognition could have been
20
21 excessive within such learning **at workstations** by posing hypotheses, dealing with the
22
23 experiments and explaining the results (Schaal & Bogner, 2005) without any guidance on the
24
25 part of the teacher. Hence, they learnt less than in the teacher-centred approach.
26
27
28
29
30
31

32
33 No difference existed in the long-term learning effect between the teacher-centred
34
35 group and the group with a specific introduction into the learning stations. This contrasts with
36
37 other studies (e.g. Schaal & Bogner, 2005; **Scharfenberg, Bogner & Klautke, 2007**). It seems
38
39 that an introduction into a 'new' learning environment leads to a similar long-term cognitive
40
41 outcome as a teacher-centred approach although the actual short-term outcome was lower in a
42
43 student-oriented approach. Surprisingly, the students of G-2 and G-3 did not forget anything,
44
45 as a comparison of post- and the retention-test scores demonstrate. This is an unexpected
46
47 result when we consider that normally not all information gained is transferred from working
48
49 memory (or 'short-term memory') into long-term memory (Driscoll, 2005 [p. 75]). Loss of
50
51 information from working memory and the process of transfer into long-term memory can be
52
53 reduced by 'rehearsal' and 'encoding' of the information (Driscoll [p. 88]). It could be that the
54
55 experimentation and the hands-on activities at the learning stations provided the 'rehearsal'
56
57
58
59
60

1
2
3 and the 'encoding' of the subject; and the teachers of the conventional approach might be
4
5 'good' teachers with a high student-learning success.
6
7

8
9 Although the students working on learning stations learnt less, they reported a higher
10 overall motivation than the students attending the traditional approach. In detail, the students
11 scored the interest and enjoyment higher; they perceived the learning at workstations as
12 valuable and useful; and they reported a higher perceived choice compared to the teacher-
13 centred curriculum. This result is not surprising given the fact that open learning
14 environments, such as learning at workstations, may provide an overall positive and self-
15 determined learning situation if a learner's autonomy is supported (Black & Deci, 2000). In
16 this study, the students conducting the workstations could work autonomously and self-
17 directed in a social atmosphere: they could choose the order of the stations and the pace, and
18 discuss the experiments with group members. According to Hofstein and Lunetta (2003),
19 laboratory work (they define 'science laboratory work' as learning experiences in which
20 students interact with materials and/or with models to observe and understand the natural
21 world) is an important medium to stimulate and to increase interest and enjoyment and to
22 motivate students to learn science.
23
24
25
26
27
28
29
30
31
32
33
34
35
36
37
38
39
40

41
42 We found no significant differences in the subscale 'perceived competence' in either
43 of the treatment groups. The groups who worked on the learning stations did not feel more
44 competent than the students of the teachers-centred approach. One reason could be that
45 learning at workstations is still an uncommon learning environment, as the students are
46 preoccupied with technical and manipulative details, with handling the experiments and
47 hands-on activities (Hofstein & Lunetta, 2003). As a consequence, this 'pre-occupation' could
48 lead only to an average of the 'perceived competence' and, in addition, prevent meaningful
49 learning.
50
51
52
53
54
55
56
57
58
59
60

1
2
3
4
5
6
7
8
9
10
11
12
13
14
15
16
17
18
19
20
21
22
23
24
25
26
27
28
29
30
31
32
33
34
35
36
37
38
39
40
41
42
43
44
45
46
47
48
49
50
51
52
53
54
55
56
57
58
59
60

Finally, the huge variance within the mean scores in G-3 (Figure3) just may reflect a normal classroom situation where a few students show very high as well as very low motivation scores and the majority ranges somewhere in the middle (all scores appear from 1 to 5). An argument for this interpretation delivers the distribution of G-1 and G-2 where the variance does not spread over the whole scale: Even lowest indications rank higher than 1 (the lowest possible score) which is that learning **at workstations** apparently motivates better.

The second objective of this study was to examine whether an introduction into the learning stations could enhance the cognitive achievement. Therefore, one group (G-2) was allowed to familiarize itself with the workbook for up to 15 minutes in an initial lesson. As a result, the group with such an introduction (G-2) outscored the one without (G-1). Although the sample size of G-2 was low, the better achievement might be explained by the familiarizing phase. Since the subject of bird flight within the **learning stations** was new to all participating students, a 'novel environment' (e.g. Orion & Hofstein, 1994) may distract students from the subject itself because of the cognitive novelty, the geographical novelty (e.g. during a field trip) and the psychological novelty (Orion & Hofstein 1996). Hofstein and Rosenfeld (1996) found that proper preparation could maximize familiarity and thus facilitate meaningful learning during a field trip. Nonetheless, we must exercise some caution in explaining this result as a reduced 'novelty effect' because of the preliminary introduction into the workbook. However, it seems reasonable to prepare students for any activities which go beyond the traditional classroom approaches.

Another unexpected outcome lied in the group G-1 scoring which was higher in the retention-test compared to the post-test. This result might simply reason in a hidden intervention by one specific teacher (Scharfenberg *et al.*, 2007). An argument for this may be the analysis of the group G-1 with regard to a class-level where two classes raised the retention-test achievement scores over the significant level. By excluding those specific classes, the

1
2
3 significant difference between retention-test and post-test in G-1 disappeared (G-1: $n = 117$;
4
5 Wilcoxon-test: $Z = -0.154$; $p = .877$). Furthermore, those two specific classes derived from
6
7 the same school taught by the very same teacher. As the retention-test was handed out six
8
9 weeks after the post-test, this specific teacher could have added an additional repetition of
10
11 some aspects of birds and bird flight. Thus, although we prepared the teachers and claimed
12
13 the importance to follow the specific guidelines, one can never prevent some participants of a
14
15 study from ignoring and/or disregarding the instructions of the researchers.
16
17
18
19

20
21 Considering our initial research questions, we can only partially accept the first
22
23 hypothesis. Whereas the overall motivation was higher in the student-oriented approach, the
24
25 short-term learning outcome was lower than in the teacher-centred approach. However, an
26
27 introduction into the student-oriented approach leads to a similar long-term learning effect
28
29 than in the traditional approach. The second hypothesis could be fully accepted within the
30
31 frame of this study. **Future prospects comprise qualitative analyses of the workbooks in terms**
32
33 **of changes in concept learning of students about bird issues.**
34
35
36
37
38
39
40
41

42 Educational Implications

43
44 Student-oriented learning environments are perceived to be more interesting, enjoyable and
45
46 valuable than teacher-centred approaches. Although the students actually learnt less in terms
47
48 of a short-term learning effect, an introduction into the 'new' learning approach leads to
49
50 similar long-term learning outcomes as it does the traditional approach. Hence, it is
51
52 worthwhile to include student-oriented approaches and open learning environments in the
53
54 curriculum. According to Killermann (1998), one never can expect to achieve best results in
55
56 all areas with only one single 'method'. He suggests a 'mixture of methods' may realise
57
58
59
60

1
2
3 optimal effects in terms of the performance and in terms of the attitude and interest in the
4
5 subject.
6
7

8
9 Learning as an active process of construction (Greeno *et al.*, 1996) should include
10 inquiry-based components (Häußler *et al.*, 1998 [p.155]). In this sense, 'inquiry' is used (1) as
11 *content understanding* and (2) as *abilities* (Bybee, 2000, in Hofstein, 2001). Whereas the
12
13 *content understanding focuses* on the subject matter, the *abilities* include scientific skills like
14
15 raising questions and hypotheses, designing and conducting experiments, explaining and
16
17 reflecting the results (Bybee, 2000). These skills might be realised by self-conducted
18
19 experiments (e.g., Finn, 2002; Wright, 1992). Beside scientific skills, laboratory activities
20
21 may enhance social skills or key competences as well (for definition of 'laboratory activities'
22
23 see above) (Hofstein & Lunetta, 1982; Lazarowitz & Tamir, 1994). However, Bohl (2001)
24
25 found only slight propagation of 'modern' forms of teaching in south-western Germany. In
26
27 addition, he reports a lack of training in learner-centred and 'open' instructional concepts.
28
29 Often, teachers claim excessive time consumption, inadequacy of space and equipment, or
30
31 difficulties in performing assessments (Angeli, 2002). Therefore, we suggest frequent
32
33 training in student-oriented learning environments, in particular in the use of **workstations**.
34
35 Not only students but teachers too may adapt to the implementation of learner-centred
36
37 teaching and thus reduce the perceived inadequacies. Active learning and support of a
38
39 student's autonomy may enhance students' achievement and psychological development
40
41 (Black & Deci, 2000).
42
43
44
45
46
47
48
49
50

51
52 Based on our results (and in accordance with the literature) various aspects should be
53
54 regarded before, during and after the implementation of a student-oriented learning
55
56 environment:
57

- 58
59 ➤ A limitation of topics taught but doing this in depth and with care might exceed a learning
60
success compared to a rather large number of topics (Hofstein, 2003). For instance,

1
2
3 learning stations should consist of just a few but meaningful stations rather than of a large
4
5 number of stations.
6

- 7
8
9 ➤ Prior knowledge in the subject matter could awaken and maintain interest (e.g.
10 Csikszentmihalyi, 1987). As regards on the learning **at workstations**, it could be
11 worthwhile to conduct a 'pre'-lesson about the topic and then consolidate the acquired
12 knowledge in the learning stations.
13
14
15
16
17
18 ➤ As reasoned above, a mixture of methods as well as variation and diversity of tasks are
19 more likely to facilitate an interest in learning a certain subject (Ames, 1992). For
20 example, one learning station may involve experiments whereas another learning station
21 consists of processing a text. Variation in tasks might also be obtained by altering e.g. the
22 auditory and the visual channel at single learning stations.
23
24
25
26
27
28
29
30
31 ➤ Also, Van den Akker (1998) suggests that experimentation should be intertwined with
32 reflection to increase understanding and competence. It might be difficult to interrupt the
33 learning **at workstations** for reflection on some topics because of the different progress of
34 the groups. However, a 'post processing' of the learning stations might consolidate the
35 outcome. This could be, for example, a presentation of the results of the groups, a
36 discussion or the correction of the workbook.
37
38
39
40
41
42
43
44

45 To give a detailed list of all features which should be considered when working with learning
46 stations would go beyond this study. However, we suggest conveying the theory and practice
47 of the implementation of learning stations to 'Pre-service teachers' as well as to 'In-service
48 teachers', e.g. in vocational trainings for teachers.
49
50
51
52
53
54
55
56
57
58
59
60

References

- 1
2
3
4
5
6 AAAS. (1993). *American Association for the Advancement of Science. Benchmarks for*
7 *scientific literacy*. New York, Oxford University Press.
8
9
10 Ames, C. (1992). Classroom: Goals, structures, and student motivation. *Journal of*
11 *Educational Psychology*, 261-271.
12
13
14 **Anderson, D. F., & Eberhardt, S. (2001). *Understanding Flight*. New York, McGraw-Hill.**
15
16
17 Angeli, C. (2002). Teachers' practical theories for the design and implementation of problem-
18 based learning. *Science Educational International*, 13(3), 9-15.
19
20
21 Bauer, R. (2003). *Offenes Arbeiten in der Sekundarstufe I*. Berlin, Cornelsen.
22
23 Bender, R., & Lange, S. (2001). Adjusting for multiple testing - when and how? *Journal of*
24 *Clinical Epidemiology*, 54, 343-349.
25
26
27 Berck, K. H. (2001). *Biologiedidaktik. Grundlagen und Methoden*. Wiebelsheim, Quelle &
28 Meyer.
29
30
31 Black, A., & Deci, E. (2000). The effects of instructors' autonomy support and students'
32 autonomous motivation on learning organic chemistry. A self-determination theory
33 perspective. *Science Education*, 84, 740-756.
34
35
36 Bogner, F. X. (1998). The Influence of Short-Term Outdoor Ecology Education on Long-
37 Term Variables of Environmental Perspectives *Journal of Environmental Education*,
38 29, 17-29.
39
40
41
42 Bogner, F. X. (1999). Empirical evaluation of an educational conservation programme
43 introduced in Swiss secondary schools. *International Journal of Science Education*,
44 21, 1169-1185.
45
46
47
48 Bohl, T. (2001). Wie verbreitet sind offene Unterrichtsmethoden? *Pädagogische Rundschau*,
49 55, 217-287.
50
51
52 **Bonk, C. J., & Cunningham, D.J. (1998). Searching for learner-centered, constructivist, and**
53 **sociocultural components of collaborative educational learning tools. In C. J. Bonk, &**
54 **King, K.S. (Ed.), *Electronic collaborators: learner-centered technologies for literacy,***
55 **apprenticeship, and discourse. Mahway, NJ, Lawrence Erlbaum Associates.**
56
57
58
59
60 **Bortz, J., & Döring, N. (2003). *Forschungsmethoden und Evaluation (Vol. 3)*. Berlin**
Heidelberg New York, Springer-Verlag.

- 1
2
3
4
5
6
7
8
9
10
11
12
13
14
15
16
17
18
19
20
21
22
23
24
25
26
27
28
29
30
31
32
33
34
35
36
37
38
39
40
41
42
43
44
45
46
47
48
49
50
51
52
53
54
55
56
57
58
59
60
- Bybee, R. W. (2000). *Teaching science by inquiry*. Washington, DC, AAAS.
- Chang, V., & Fisher, D.L. (2001). A new learning instrument to evaluate online learning in higher education. In M. Kulske, & A. Herrmann (Ed.), *New horizons in university teaching and learning* (pp. 23-34). Perth, Curtin University of Technology.
- Csikszentmihalyi, M. (1987). Human behavior and the science center. In P. G. Heltne, & L.A. Marquardt (Ed.), *Science learning in the informal setting*. Proceedings of the Symposium of the Chicago Academy of Sciences (pp. 79-87). Chicago, University of Chicago Press.
- Cuban, L. (1983). How did teachers teach, 1890-1980. *Theory Into Practice*, 22(3), 160-165.
- Daniels, D. H., Kalkman, D.L., & McCombs, B.L. (2001). Young children's perspectives on learning and teacher practices in different classroom contexts: implications for motivation. *Early Education and Development*, 12, 253-273.
- Deci, E. L., & Ryan, M. (1993). Die Selbstbestimmungstheorie der Motivation und ihre Bedeutung für die Pädagogik. *Zeitschrift für Pädagogik*, 39.Jg.(2), 223-238.
- Deci, E. L., Eghrarl, H., Patrick, B.C., & Leone, D. (1994). Facilitating Internalization: The Self-Determination Theory Perspective. *Journal of Personality*, 62(1), 119-142.
- Driscoll, M. P. (2005). *Psychology of Learning for Instruction* (Third Edition ed.), Pearson Education.
- Finn, H., Maxwell, M. & Calver, M. (2002). Why does experimentation matter in teaching ecology? *Journal of Biological Education*, 36(4), 158-162.
- Girwidz, R., Bogner, F.X., Rubitzko, T., & Schaal, S. (2006). Media Assisted Learning in Science Education: An interdisciplinary approach to hibernation and energy transfer. *Science Education International*, 17(2), 95-107.
- Greeno, J. G., Collins, A.M., & Resnick, L.B. (1996). Cognition and learning. In R. C. Calfee (Ed.), *Handbook of Educational Psychology* (pp. 15-46). New York, Macmillan Library Reference.
- Grolnick, W. S., & Ryan, R.M. (1989). Parent styles associated with children's self-regulation and competence in school. *Journal of Educational Psychology*, 81, 143-154.

Häußler, P., Bündler, W., Duit, R., Gräber, W. & Mayer, J. (1998).

Naturwissenschaftsdidaktische Forschung. Perspektiven für die Unterrichtspraxis.

Kiel: IPN.

Hepp, R. (1996). Lernen und Experimentieren an Lernstationen. *Unterricht Physik*, 7(36), 37(257)-241(261).

Hepp, R. (1999). Lernen an Stationen im Physikunterricht. *Unterricht Physik*, 10(51/52), 4(96)-98(100).

Hofstein, A., & Lunetta, V.N. (1982). The role of the laboratory in science teaching: Neglected aspects of research. *Review of Educational Research*, 52(2), 201-217.

Hofstein, A., & Lunetta, V.N. (2003). *The Laboratory in Science Education: Foundations for the Twenty-First Century.*

Hofstein, A., & Rosenfeld, S. (1996). Bridging the Gap between Formal and Informal Science Learning. *Studies in Science Education*, 28, 87-112.

Hofstein, A., Nahum, T.L. & Shore, R. (2001). Assessment of the Learning Environment of the Inquiry-Type Laboratories in High School Chemistry. *Learning Environments Research*, 4, 193-207.

Iwon, W. (1992). Formenlernen im Freiland und im Klassenraum. *Unterricht Biologie*, 16, 43.

Johnson, D. W., & Johnson, R.T. (1989). *Cooperation & Competition: Theory & Research.* Edina, MN: Interaction Books.

Kagan, D., & Fasan, V. (1988). Stress and the environment. *College Teaching*, 36, 75-80.

Kember, D., & Gow, L. (1994). Orientations to teaching and their effect on the quality of student learning. *Journal of Higher Education*, 65(1), 58-74.

Killermann, W. (1998). Research into biology teaching methods. *Journal of Biological Education*, 33(1), 4-10.

Kubota, C., & Olstad, R. (1991). Effects of novelty-reducing preparations on exploratory behavior and cognitive learning in science museum setting. *Journal of Research in Science Teaching*, 28, 225-234.

- 1
2
3 Lazarowitz, R., & Tamir, P. (1994). Research on Using Laboratory Instruction in Science. In
4 D. L. Gabel (Ed.), *Handbook of Research on Science Teaching and Learning* (pp. 94-
5 128). New York, Macmillan Publishing Company.
6
7
8
9 Lee, C. Y. (2000). Student motivation in the online learning environment. *Journal of*
10 *Educational Media & Library Sciences*, 37(4), 367-375.
11
12
13 Lienert, G. A., & Raatz, U. (1998). *Testaufbau und Testanalyse*. Weinheim, Psychologie
14 Verlags Union.
15
16
17 Lord, T. R. (1997). A Comparison between traditional and constructivist teaching in college
18 biology. *Innovative Higher Education*, 21, 197-216.
19
20
21 Lord, T. R. (2001). 101 Reasons for Using Cooperative Learning in Biology Teaching. *The*
22 *American Biology Teacher*, 63, 30-38.
23
24
25 **Niermann, K. (1989). *Darstellung der Aerodynamik in Schulphysikbüchern von 1900 bis zur***
26 ***Gegenwart unter didaktischem und physikalischen Aspekt*. Alsbach, Leuchtturm-**
27 **Verlag.**
28
29
30
31 Orion, N., & Hofstein, A. (1994). Factors that influence learning during a scientific field trip
32 in a natural environment. *Journal of Research in Science Teaching*, 31, 1097-1119.
33
34
35 Randler, C., & Bogner, F.X. (2002). Comparing methods of instruction using bird species
36 identification skills as indicators. *Educational Research*, 36(4), 181-188.
37
38
39 Randler, C., & Bogner, F.X. (2006). Cognitive achievements in identification skills. *Journal*
40 *of Biological Education*, 40(3), 1-5.
41
42
43 Ryan, R. M., Koestner, R. & Deci, E.L. (1991). Ego-Involved Persistence: When Free-Choice
44 Behavior Is Not Intrinsically Motivated. *Motivation and Emotion*, 15(3), 185-205.
45
46
47 Schaal, S., & Bogner, F.X. (2005). Human visual perception - learning at workstations.
48 *Journal of Biological Education*, 40(1), 32-37.
49
50
51 **Scharfenberg, F.-J., Bogner, F.X., & Klautke, S. (2007). *Learning in a gene technology lab***
52 ***with educational focus: Results of a teaching unit with authentic experiments*.**
53 ***Biochemistry and Molecular Biology Education*, 35(1), 28-39.**
54
55
56
57 **Schuh, K. L. (2004). *Learner-centered principles in teacher-centered practices? Teaching and***
58 ***Teacher Education*, 20, 833-846.**
59
60

- 1
2
3
4
5
6
7
8
9
10
11
12
13
14
15
16
17
18
19
20
21
22
23
24
25
26
27
28
29
30
31
32
33
34
35
36
37
38
39
40
41
42
43
44
45
46
47
48
49
50
51
52
53
54
55
56
57
58
59
60
- Slavin, R. E. (1990). *Cooperative Learning - Theory, Research & Practice*. Englewood Cliffs, NJ: Prentice Hall.
- Van den Akker, J. (1998). The Science Curriculum: Between Ideals and Outcomes. In B. J. T. Fraser, K.G. (Ed.), *International Handbook of Science Education* (Vol. 1, pp. 421-447). Dordrecht, Kluwer Academic Publishers.
- Von Secker, C. R., & Lissitz, R.W. (1999). Estimating the impact of instructional practices on student achievement in science. *Journal of Research in Science Teaching*, 36, 1110-1126.
- Weltner, K. (2001). *Flugphysik*. Köln, Aulis Verlag Deubner & Co.
- Williams, G. C., & Deci, E.L. (1996). Internalization of biopsychosocial values by medical students: A test of self-determination theory. *Journal of Personality and Social Psychology*, 70, 767-779.
- Wright, J. (1992). Reflections on Reflection. *Learning and Instruction*, 2, 59-68.
- Zöfel, P. (2002). *Statistik verstehen. Ein Begleitbuch zur computergestützten Anwendung*. München, Addison-Wesley Verlag.

Appendix A. *Content of the pre-lesson.*

The adaptations of birds on their habitat: the air

- Feathers, wings
- Special morphology of the sternum
- Special anatomy of the lungs
- Reduction of weight: Air-filled bones and reduction of inner organs:
 - ⇒ Female birds have only one ovary
 - ⇒ No bladder but a cloacae
 - ⇒ No teeth

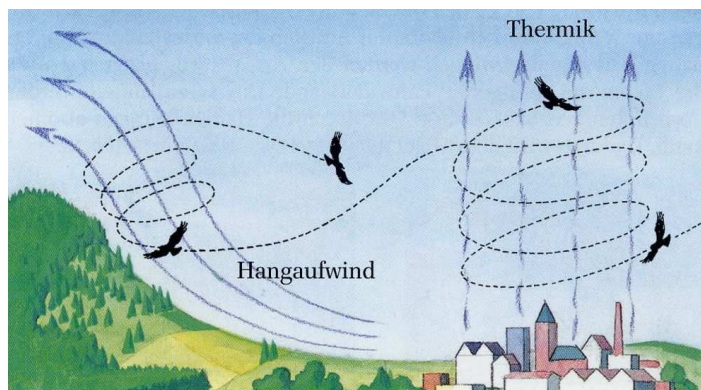
Appendix B. *The learning stations and the expected learning outcome (the learning stations F, G and H are optional).*

Short description:	Focused outcome:
A) Comparison of wing profiles and the 'postcard experiment'	A) All wings are arched
B) Experiments with an aerofoil model	B) How is lift produced
C) Experiments with an air-track model	C) Aerodynamic differences of different formed bodies
D) Experiments with cold and warm air	D) Warm air is raising
E) Description of one bird	E) Focused view on one bird
<i>F) Investigating a feather</i>	<i>F) Morphology of a feather</i>
<i>G) The flying ability of paper-airplanes</i>	<i>G) An air stream is the precondition to produce lift</i>
<i>H) The comparison of bones of birds and mammals</i>	<i>H) Different anatomy of the bones</i>

Appendix C. Example of one 'chapter' in the workbook (experiment with warm air).

Station D: Gliding of birds

In addition to the active form of flying, birds also fly in a passive mode by using natural aerodynamic winds for lift. Gliding is a energy-saving type of flying, because the bird hardly has to flap with the wings. Nevertheless, gliding is not always possible: Certain preconditions have to be fulfilled!



V

1. Drop a down through the glass tube! (The candle is not lit, yet)



2. Lit the candle. Now, drop the down again through the glass tube!



3. Try to explain the result:



1
2
3
4
5
6
7
8
9
10
11
12
13
14
15
16
17
18
19
20
21
22
23
24
25
26
27
28
29
30
31
32
33
34
35
36
37
38
39
40
41
42
43
44
45
46
47
48
49
50
51
52
53
54
55
56
57
58
59
60

Appendix D. *Test item examples.*

I) A common feature of the wings of all birds is:

- They have no thumbs.
- They cannot be stretched completely.
- They have a wide wing panel.
- The cross section is narrow.
- The cross section is arched. [correct]

II) On the picture above you can see an aerofoil model. Inside are movable balls. What do you think will happen, if the air generator is turned on?

- The balls will be lifted mainly because on of an overpressure.
- The balls will be lifted mainly because on of a negative pressure. [correct]
- The air-stream presses the balls bottom-up.
- The balls won't move, because the aerofoil is not flapping like a bird.
- The balls will float in the middle of the wholes.

III) One of the following statements is wrong. Mark it with a cross!

For gliding, birds need ...

- ... warm, ascending air
 - ... ascending air at mountainsides
 - ... huge wings
 - ... plenty of energy [correct]
 - ... the tail feathers for navigation
- Only

Table 1. *The experimental design (the external control group is not shown).*

	Instruction-1	Instruction-2	Instruction-3
	(G-1)	(G-2)	(G-3)
		'Pre'-lesson	
45 min	'Pre'-lesson	+ introduction into the workbook	'Pre'-lesson
90 min	Learning at working stations with workbook	Learning at working stations with workbook	Teacher-centred lesson (contents of the working stations)

Table 2. Between-groups comparison of knowledge scores in the post- and the retention-test
(Mann-Whitney U-Test, asympt. sig., 2-tailed).

Groups*	G2		G3		Control	
	Z	p	Z	p	Z	p
<u>Post-test</u>						
G1	-2.129	0.033	-7.578	0.000	-3.759	0.000
G2	–		-3.416	0.001	-4.424	0.000
G3			–		-6.752	0.000
<u>Retention-test</u>						
G1	-2.176	0.030	-5.339	0.000	-5.352	0.000
G2	–		-1.547	ns	-4.940	0.000
G3			–		-6.764	0.000

* $n_{G1} = 176$, $n_{G2} = 30$, $n_{G3} = 93$, $n_{\text{control}} = 27$

Table 3. In-group comparison of the knowledge scores (Wilcoxon-Test, asympt. sig., 2-tailed).

	Pre-test vs. Post-test		Post-test vs. Retention-test		Pre-test vs. Retention-test	
	Z	p	Z	p	Z	p
G1 (n = 176)	-9.266	0.000	-2.746	0.006	-10.027	0.000
G2 (n = 30)	-4.495	0.000	-0.556	ns	-4.560	0.000
G3 (n = 93)	-8.280	0.000	-1.873	ns	-8.143	0.000
Control (n = 27)	-1.090	ns	-0.691	ns	-0.053	ns

Table 4. Between-groups comparison of subscales of the 'Intrinsic Motivation Inventory'*(Mann-Whitney U-Test, asympt. sig., 2-tailed).*

Group-wise comparison	Interest / Enjoyment		Perceived Choice		Value / Usefulness		Perceived Competence	
	Z	p	Z	p	Z	p	Z	p
G1 vs. G2	-1.166	ns	-0.131	ns	-0.899	ns	-0.763	ns
G1 vs. G3	-5.055	0.000	-5.655	0.000	-4.629	0.000	-1.267	ns
G2 vs. G3	-3.692	0.000	-4.012	0.000	-2.193	0.028	-0.221	ns

FIGURE CAPTIONS

Figure 1. Knowledge test results of all experimental groups and the external control group.

Figure 2. 'Intrinsic Motivation Inventory' test results.

For Peer Review Only

FIGURE 1

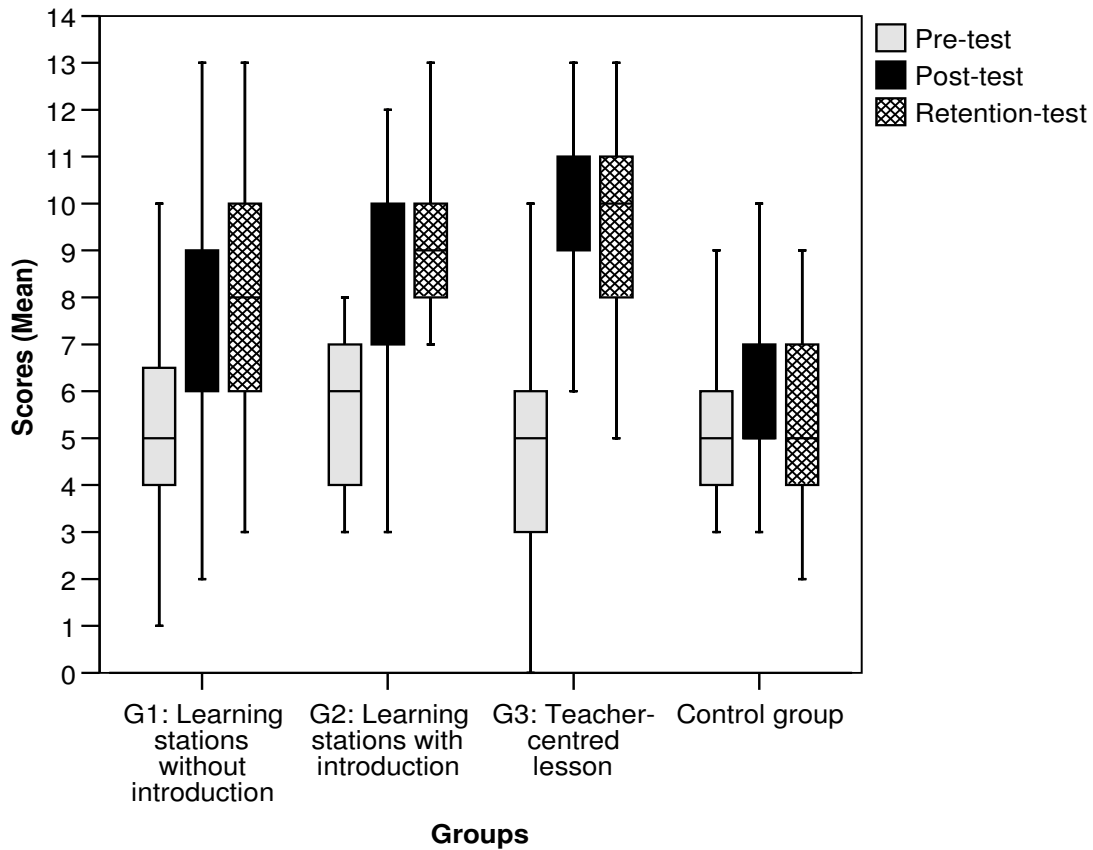
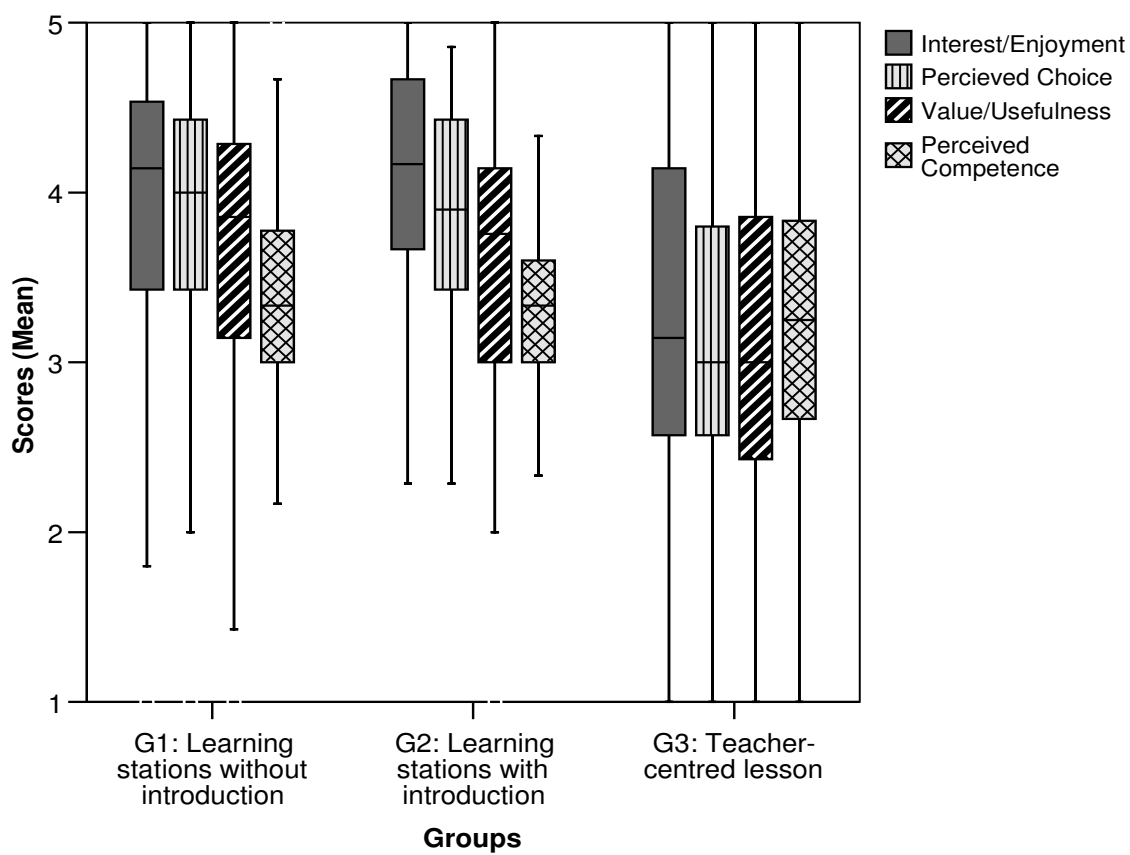


FIGURE 2



View Only

Acknowledgements

We appreciate the cooperation of all participating teachers and students. We are very thankful to F.-J. Scharfenberg and M. Wiseman for valuable discussions and reading the text. The study was supported by the University of Bayreuth.

For Peer Review Only