



HAL
open science

Water-like structure with repulsive double-core interactions

Aurélien Perera, Larisa Zoranic, Redha Mazighi, Franjo Sokolic

► **To cite this version:**

Aurélien Perera, Larisa Zoranic, Redha Mazighi, Franjo Sokolic. Water-like structure with repulsive double-core interactions. *Molecular Physics*, 2009, 107 (13), pp.1349-1353. 10.1080/00268970902877787. hal-00513282

HAL Id: hal-00513282

<https://hal.science/hal-00513282>

Submitted on 1 Sep 2010

HAL is a multi-disciplinary open access archive for the deposit and dissemination of scientific research documents, whether they are published or not. The documents may come from teaching and research institutions in France or abroad, or from public or private research centers.

L'archive ouverte pluridisciplinaire **HAL**, est destinée au dépôt et à la diffusion de documents scientifiques de niveau recherche, publiés ou non, émanant des établissements d'enseignement et de recherche français ou étrangers, des laboratoires publics ou privés.



Water-like structure with repulsive double-core interactions

Journal:	<i>Molecular Physics</i>
Manuscript ID:	TMPH-2009-0058.R1
Manuscript Type:	Full Paper
Date Submitted by the Author:	06-Mar-2009
Complete List of Authors:	Perera, Aurélien; Université Pierre et Marie Curie, Lab Physique Théorique de la Matière Condensée ZORANIC, Larisa; Université Pierre et Marie Curie, Physique Théorique de la Matière Condensée MAZIGHI, Redha; Université Pierre et Marie Curie, Physique Théorique de la Matière Condensée SOKOLIC, Franjo; Faculty of Sciences, University of Split, Department of Physics
Keywords:	water, liquid structure, liquid theory
<p>Note: The following files were submitted by the author for peer review, but cannot be converted to PDF. You must view these files (e.g. movies) online.</p> <p>waterLike.tex</p>	



Water-like structure with repulsive double-core interactions

Aurélien Perera¹, Arnaud Rispe¹, Larisa Zoranić^{1,2}, Redha Mazighi¹ and
Franjo Sokolić²

March 6, 2009

¹Laboratoire de Physique Théorique de la Matière Condensée (UMR CNRS 7600), Université Pierre et Marie Curie, 4 Place Jussieu, F75252, Paris cedex 05, France.

²Department of Physics, Faculty of Sciences, University of Split, Nikole Tesle 12, 21000, Split, Croatia.

Abstract

The soft-core $1/r^{12}$ repulsive interaction together with a Gaussian repulsive interaction are used to reproduce major features of the structure of liquid water, both in direct and reciprocal space, by Monte Carlo and integral equation theories. The study reveals that the structure of liquid water is determined, within the model studied here, by the competition of the two repulsive cores, which results in a two-fold

1
2
3
4
5
6
7
8 spatial distribution, very reminiscent of the two-state water model
9 proposed by many authors. The fact is that many of the structural
10 features of water could be reproduced without any recourse to direct
11 attractive interactions, such as directional hydrogen bonds, and ap-
12 pear to be the result of *long range competing packing correlations*,
13 as witnessed by the particular features of the structure factor. The
14 Hypernetted-Chain integral equation is able to reproduce very accu-
15 rately the most important features of the experimental structure of
16 room temperature water, while the Percus-Yevick approximation fails
17 to reach this state point. A high temperature study shows that this
18 failure is related to the insufficient diagrammatic structure of this clo-
19 sure.
20
21
22
23
24
25
26
27
28
29
30
31

32 1 Introduction

33
34
35 Water is an ubiquitous form of matter on earth. It is probably the substance
36 that has the most known anomalous properties[1]. The properties of water
37 are believed to stem directly from the hydrogen bonding (Hbond) interac-
38 tions, which are then a key for its understanding[1]. This interaction has a
39 quantum mechanical origin, the delocalisation of the hydrogen proton along
40 the O-H..O direction. This interaction is then highly directional, and leads
41 to the strong tetrahedrality of the ordering of neighbouring water molecules
42 in all the thermodynamic phases. It turns out that relating the properties
43 of water to the Hbond interactions by the use of statistical mechanics is an
44 outstanding problem. Classical water force field models are numerous and
45 none seems entirely adequate[2]. Many approaches has tried to explain the
46
47
48
49
50
51
52
53
54
55
56
57
58
59
60

1
2
3
4
5
6
7
8 properties of water, such as the two-state models[3, 4, 5] and the percolation
9 model[6], for example. The experiments do not allow to decide in favour of
10 either models[7]. From the statistical mechanical point of view, the structure
11 of the liquid water holds partially the key to understanding its thermody-
12 namical properties. The question is then, do we understand the features in
13 the radial distribution function (RDF) of water?
14
15
16
17
18

19 The RDF of water is well known from scattering experiments[8]. This
20 structure is quite well reproduced by many classical models of water, such
21 as the SPC models[9] and the TIPnP[10, 11] models, for example. Many
22 refinements allow to fit minute details, but the essential features are already
23 captured by these models. The very peculiar structure the RDF of water have
24 been pointed out recently by one of us[12]. Statistical mechanical theory of
25 liquids indicates that, if the structure of a liquid is accurately described, then
26 the pair distribution alone would allow to reproduce most of its thermody-
27 namical properties. This quantity will be then the focus of the present study,
28 in particular through the integral equation formalism that allows to calculate
29 this quantity directly from the pair interaction.
30
31
32
33
34
35
36
37
38
39

40 The fact that the RDF of water could be captured by a spherically sym-
41 metric interaction has been shown by Head-Gordon and Stillinger[13], who
42 inverted the experimental RDF using integral equation closures. Very re-
43 cently, other type of spherical models[14, 16] have been intensely used to
44 understand the thermodynamical anomalies of water, mostly in the super
45 cooled region[19]. All these type of interactions have one similarity in com-
46 mon, since they exhibit some sort of core-softening: in addition to the molec-
47 ular size, another length scale is introduced through a second repulsive core.
48
49
50
51
52
53
54
55

1
2
3
4
5
6
7
8 The existence of a second soft core appear sufficient to induce water-like
9 properties, even in describing solvation properties[17].
10

11 Integral equations succeed in describing many types of liquids, from sim-
12 ple ones, such as argon, to more complex charged or orientatationally ordered
13 ones[18]. However, in the case of room temperature water,they fail to repro-
14 duce the local tetrahedral ordering at contact[14], because of their incomplete
15 diagrammatic structure[18]. Indeed, these theories give 12 neighbours, like
16 in an ordinary hard sphere liquid, instead of 4 for water. It is only in the
17 high supercritical temperature regime that they are quantitatively correct,
18 because the strong tetrahedral packing is smeared by thermal agitation. It is
19 important to note that this 4 neighbours structure is due both to the direct
20 Hbonding interactions at contact, as well as the correlations induced by this
21 interaction. Indeed, if water has an extended tetrahedral network structure,
22 it is due to correlation effects. By using a simple model with two repulsive
23 cores, we show here that the micro-structure of water is the result of a *long*
24 *ranged two-fold packing structure*, due to the competition between these two
25 cores. The use of repulsive interactions in order to mimic the real ones in
26 real water need not be viewed as contradictory. Indeed, as was suggested
27 by Jagla[14, 15], the strongly attractive directional Hbond interactions con-
28 tributes to deplete the immediate neighbour of the water molecule, leading
29 to 4 neighbours instead of 12. It is this depletion interaction that is modeled
30 by a second repulsive core, which then represents an effective Hbond inter-
31 action. Many studies[21, 20] have explored several aspect of such type of
32 peculiar interactions, but none so far have noticed that the analogy is very
33 deep since even the RDF can be similar to that of real water. This is the
34
35
36
37
38
39
40
41
42
43
44
45
46
47
48
49
50
51
52
53
54
55
56
57
58
59
60

principal subject of this report.

2 Results

Since we are only interested in the dense liquid, we will neglect the attractive part of the dispersive interactions and focus here on the purely repulsive pair interaction given by

$$v(r) = 4\epsilon\left(\frac{\sigma}{r}\right)^{12} + \epsilon_G \exp(-\alpha_G(r - r_G)^2) \quad (1)$$

where the second term allows to soften the sharp r^{12} repulsion. We choose here $\epsilon_G/\epsilon = 30$, $\alpha_G = 3.7/\sigma^2$ and $r_G = 0.85\sigma$. The reduced temperature is then defined as $T^* = k_B T/\epsilon$, where k_B is the Boltzmann constant. In order to stay in the liquid side of the phase diagram we choose $T^* = 1.0$ and the reduced density $\rho^* = (N/V)\sigma^3 = 0.8$. Since we intent to capture the main features of water structure, and not fit the RDF itself[13], the exact state parameters of liquid water are not required. This system is studied by constant N,V,T Monte Carlo (MC) simulations, with N=4000 particles in order to have a good description of the long range correlations in the system. Appropriate statistics ensure that we obtain smooth and noiseless RDF, as shown in the figures. We equally use integral equation theories, namely the Percus-Yevick (PY) and Hypernetted-Chain (HNC) closure relations[18], in order to find what approximate theories can tell us about such a system. These two theories differ by the way they relate the pair interaction $v(r)$, the radial distribution function $g(r)$ and the direct correlation function $c(r)$:

$$g(r) = \exp(-v(r)/k_B T + h(r) - c(r)) \quad \text{HNC} \quad (2)$$

$$g(r) = \exp(-v(r)/k_B T)(1 + h(r) - c(r)) \quad \text{PY} \quad (3)$$

where $h(r) = g(r) - 1$. It is seen that the PY closure is the first term in the expansion of the correlation term in the exponential of the HNC closure. One therefore expects that the PY theory will be missing infinite sets of diagrams that could be important in the study of dense liquids. But, it can also be argued that, if the log of both relations is taken, which means that it is $c(r)$ that is expressed in terms of $h(r)$, then it is the HNC closure that is a linearized version of the PY closure. This implies that the lack of diagrams in the PY closure could be only apparent, and that compensation effects could palliate this deficiency. Since, for hard spheres, the PY closure gives better results than the HNC closure, this has led to think that, for hard core and short range interactions, PY is superior to the HNC closure[18].

Fig.1 shows $g(r)$ from the two approximations, for the $1/r^{12}$ interaction - without the core softening Gaussian part, compared with the MC simulation results. It is seen that both approximations bracket the exact results, but it is apparent that the HNC approximation is better. This is also reflected in the structure factor $S(k) = 1 + \rho \int d\vec{r} \exp(i\vec{k}\cdot\vec{r})h(r)$, shown in the upper inset. The lower inset shows the integrand $r^2h(r)$, magnifying the decay of the correlations at large r . One sees that the PY approximation overestimates the liquid-like packing structure, particularly in the long range part, while the HNC approximation underestimates it. This is in sharp contrast with what

1
2
3
4
5
6
7
8 happens near the contact at $r/\sigma \approx 1$. Here, it is HNC that overestimates the
9 correlations at contact by displacing them inward, while PY places this first
10 peak slightly outwards. This means that HNC approximation allows particles
11 to get slightly closer at contact than the PY approximation does. This is in
12 line with the known fact that, for hard spheres, the HNC approximation
13 exaggerates the correlations at contact[18].
14
15
16
17
18

19 Fig.2 shows the correlations when the core-softening part is turned on.
20 The corresponding pair interaction is shown in the lower inset together with
21 the r^{-12} interaction, and clearly shows that the core-softening produces an
22 additional Gaussian *repulsion* at contact. The RDF from HNC is in excellent
23 agreement with that from the simulations. Comparing $g(r)$ from Fig.1 and
24 Fig.2 reveals an outstanding result: the influence of the Gaussian interaction
25 is two fold, firstly it shifts the correlations *inward* and closer to contact,
26 and secondly the oscillatory structure is severely damped beyond the first
27 three peaks. In order to see this more clearly, we show again in dashed
28 lines the RDF from Fig.1 without the Gaussian repulsion. The first point is
29 surprising, since one expects the influence of an additional repulsion to have
30 the opposite effect. In fact, this is exactly what happens, except that the
31 repulsion selects two configurations, one with correlations close to contact
32 and the other mediated by the Gaussian repulsion. As a result of this two-
33 fold competitive repulsion, the particles closer at contact (at $r = \sigma$) appear
34 *more correlated* since they are “trapped” by the second repulsive part. This
35 explains why the oscillations in the new $g(r)$ are in phase opposition with
36 those of the natural packing (dashed curve) with period σ . However, the
37 most important finding here is that these new correlations resemble very
38
39
40
41
42
43
44
45
46
47
48
49
50
51
52
53
54
55
56
57
58
59
60

1
2
3
4
5
6
7
8
9
10
11
12
13
14
15
16
17
18
19
20
21
22
23
24
25
26
27
28
29
30
31
32
33
34
35
36
37
38
39
40
41
42
43
44
45
46
47
48
49
50
51
52
53
54
55
56
57
58
59
60

much those of liquid water, as can be seen from the top inset, where both the RDF from the SPC/E water model and from X-ray scattering are shown. The damping of the oscillatory structure is the result of the phase opposing oscillations at long range, which indicates that the two features compete even at long range.

This resemblance throws a new lighting on the correlations in liquid water: the four-fold contact at neighbour is not only a result of the Hbond interactions, but also of the packing correlations induced by the two fold contact distance, that of the oxygen-oxygen contact ($\approx 3\text{\AA}$) and that of the orientation-restricted Hbond contact which is shorter ($\approx 2\text{\AA}$). This conclusion can be further confirmed by looking at the structure factor in Fig.3. The structure factor is important because it reflects structures that are hidden in the long range part of the RDF. Usually, such features appear near $k = 0$, as for critical phenomena, or between $k = 0$ and $k_m = 2\pi/\sigma$, the latter which corresponds to the main peak observed in the structure factor. In associated liquids such as liquid alcohols, for example, the structure factor shows a pre-peak at $k = 2\pi/\xi$, indicating the existence clusters of average size ξ [18]. In the case of water, the experimental oxygen-oxygen structure factor, shown in the upper inset, together with that from the SPC/E model, is very peculiar because the “pre-peak” is very close to the main peak, suggesting that water clusters, if any, are made of near neighbour, from dimers to pentamers, as often suggested in the literature[1]. This is not in line with the fact that water might be a percolated liquid through its Hbond network[6]. This contradiction has never been satisfactorily resolved in the past literature on water[8]. From what was said above, we now see that the split-peak of $S(k)$ is in

1
2
3
4
5
6
7
8 fact a “double main peak”, corresponding to the two packing structures, one
9 at $r \approx 0.8\sigma$ and the other at $r \approx 1.2\sigma$, and this double packing structure
10 is present *throughout the whole liquid*. This interpretation of the structure
11 factor finally resolves the puzzling absence of specific water clusters, when
12 compared to liquid alcohols, as was observed in Ref[18].
13
14
15
16

17 The present study equally reveals that the PY theory is incapable of
18 reaching the present structural state. The numerical solution is lost before
19 the full Gaussian core is turned on. The reason of this failure is found
20 by a high temperature study at $T^* = 10$, with and without the Gaussian
21 core, summarized in Fig.4. The corresponding interactions are shown in the
22 lower inset. The upper inset shows the RDF without the Gaussian core,
23 and the good agreement between both theories and the MC results. The
24 packing structure is weak, since it is smeared by the higher thermal agitation.
25 However, as the Gaussian core is turned on, whereas HNC continues to show
26 weak structuring, in excellent agreement with MC simulations, PY shows
27 very strong packing ordering, which indicates that this theory sees only the
28 increase of repulsion at contact. The resulting increased packing structure
29 explains why the correlations of this theory moves in the *opposite direction*
30 than the real ones. This is a profound flaw of this theory, and reveals that
31 this theory lacks the diagrams that are incorporated in the HNC theory, and
32 not the other way around.
33
34
35
36
37
38
39
40
41
42
43
44
45
46
47

48 It is interesting to compare the methodology of our calculation to that
49 of Head-Gordon and Stillinger[13]. When inverting the experimental RDF,
50 which is *exact*, by using the HNC or PY closures, what is obtained is not the
51 the spherical interaction itself, but rather the effective interaction affected
52
53
54
55
56
57
58
59
60

1
2
3
4
5
6
7
8
9
10
11
12
13
14
15
16
17
18
19
20
21
22
23
24
25
26
27
28
29
30
31
32
33
34
35
36
37
38
39
40
41
42
43
44
45
46
47
48
49
50
51
52
53
54
55
56
57
58
59
60

by the missing structural diagrams. In the case of HNC, for example, what is obtained is $v_{eff}(r) = v(r) - B(r)$, where $B(r)$ is the set of bridge diagrams. Therefore, some correlations get mixed in the final result. Needless to say, such interaction will vary with the density in a non-trivial way. The approach we use allows instead to start from a strict Hamiltonian definition of the interaction. The advantage is that diagrammatic properties of integral equations, and in particular their ability to obtain the particular local structure of water, can be unambiguously captured.

3 Conclusion

This study reveals that water has an associating structure richer than that of simple alcohols, since it does not produce a local clustering, rather it spreads across the whole liquid. Hence water behaves like a giant polymer, as was suggested by Y. Koga on the basis of purely thermocalorimetric measurements[19]. It is interesting to note that the dual structure of water was hinted in the very first models of water[3, 5], but has always remained elusive since neither experiments nor computer simulations could provide a convincing evidence of such feature. In fact, this structure is difficult to observe unambiguously in snapshots, even in the supercooled regime[20]. But the RDF is the best tool to measure it. In this way, the RDF is the order parameter for the micro-structure of matter, just like the one-body function is the order parameter of the global order in Landau theory of phase transitions. The unexpected difference between the two most accurate theories that describe liquids, namely the PY and HNC approximations, indicate

1
2
3
4
5
6
7
8 that a better progress can be achieved only by the explicit incorporation of
9 higher forms of diagrams. These should allow a better description of the lo-
10 cal clustering, that cannot obviously be reached by schemes that interpolate
11 between these two closures[18]. The success of the current form of interac-
12 tion that reproduces the behaviour of water indicates that missing diagrams
13 can be modeled by such an effective *repulsive* interaction. We are currently
14 exploring such pathways.
15
16
17
18
19
20
21
22

23 References

- 24
25
26 [1] F. Franks, *Water, a comprehensive treatise*, (Plenum press, New York,
27 1972)
28
29
30
31 [2] B. Guillot, *J. Mol. Liq.* **101**, 219 (2002).
32
33
34 [3] W. K. Roentgen, *Ann. Phys. U. Chim. (Wied)* **45** (1892) 91-97.
35
36 [4] L. Pauling, *The structure of water*, In *Hydrogen bonding*, Ed. D. Hadzi
37 and H. W. Thompson (Pergamon Press Ltd, London, 1959)
38
39
40
41 [5] H. S. Frank and A. S. Quist, *J. Chem. Phys.* **34**, 604 (1961)
42
43
44 [6] H. E. Stanley et al. *J. Phys. Cond. Mat.* **12**, A403 (2000)
45
46
47 [7] H. J. Bakker, *Chem. Rev.* **108**, 1456 (2008).
48
49
50 [8] T. Head-Gordon and H. Hura, *Chem. Rev.* **102**, 2651 (2002)
51
52 [9] J. C. Berendsen, J.P.M. Postma, W.F. Von Gusteren and J. Hermans, in
53 *Intermolecular Forces*, edited by B. Pullman (Reidel, Dordrecht, 1981).
54
55
56

- 1
2
3
4
5
6
7
8 [10] W.L. Jorgensen, J. Chandrasekhar, J.D. Madura, R.W. Impey and M.L.
9 Klein, *J. Chem. Phys.* **79**, 926 (1983).
10
11
12 [11] M.W. Mahoney and W. L. Jorgensen, *J. Chem. Phys.* **112**, 8910 (2000).
13
14 [12] A. Perera, submitted.
15
16
17 [13] T. Head-Gordon and F. Stillinger, *J. Chem. Phys.* **98**, 3313 (1993)
18
19
20 [14] E. A. Yagla, *Phys. Rev.* **E58**, 1478 (1998)
21
22
23 [15] E. A. Yagla, *J. Chem. Phys.* **111**, 8980 (1999)
24
25
26 [16] iG. Franzese, G. Malescio, A. Skibinsky, S. V. Buldyrev and H. E. Stan-
27 ley, *Nature* **409**, 692 (2001).
28
29
30 [17] S. V. Buldyrev, P. Kumar, P. G. Debenedetti, P. Rosky and H. E.
31 Stanley, *PNAS* **104**, 20117 (2007)
32
33
34 [18] J.P. Hansen and I.R. McDonald, *Theory of Simple Liquids* (Academic,
35 London, 1986).
36
37
38
39 [14] J. Richardi, C. Millot and P. H. Fries, *J. Chem. Phys.* **110**, 1138 (1999)
40
41
42 [19] O. Mishima and H. E. Stanley, *Nature* **396**, 329 (1998)
43
44
45 [20] A. B. de Oliveira, G. Francese, P. A. Netz and M. C. Barbosa, *J. Chem.*
46 *Phys.* **128**, 064901 (2008)
47
48
49 [21] E. Lomba, N. G. Almarza, C. Martin and C. McBride, *J. Chem. Phys.*
50 **126**, 244510 (2007)
51
52
53 [18] L. Zoranić, F. Sokolić and A. Perera, *J. Chem. Phys.* **127**, 324502 (2007)
54
55

1
2
3
4
5
6
7
8 [19] Y. Koga, J. Phys. Chem. **100**, 5172 (1996).
9

10 [20] J. Errington, P. G. Debenedetti and S. Torquato, Phys. Rev. Lett. **89**,
11 215503-1 (2002)
12
13
14
15
16
17
18
19
20
21
22
23
24
25
26
27
28
29
30
31
32
33
34
35
36
37
38
39
40
41
42
43
44
45
46
47
48
49
50
51
52
53
54
55
56
57
58
59
60

For Peer Review Only

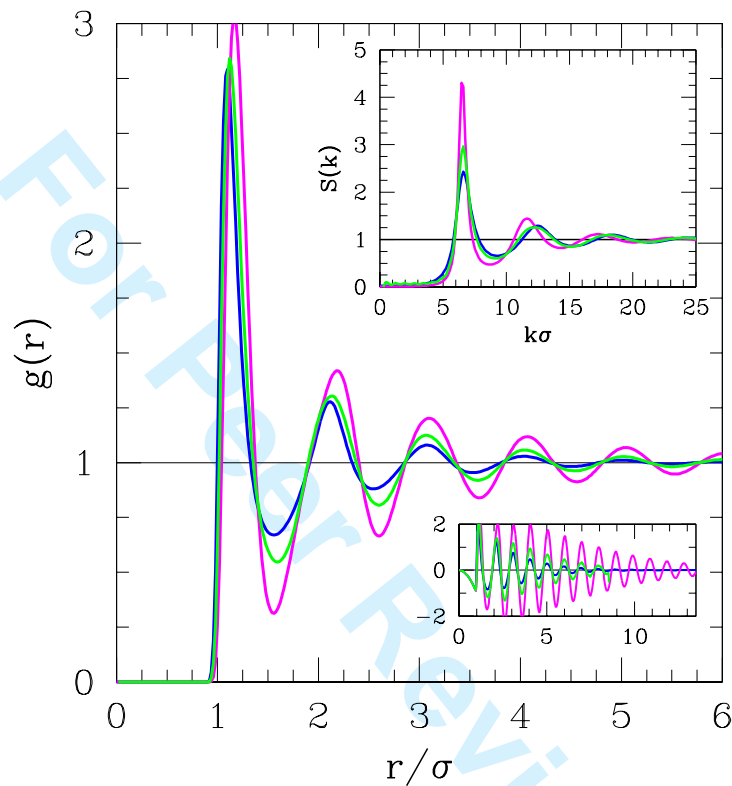


Fig.1 Perera et al.

Fig.1 (color on line) The RDF for $1/r^{12}$ interaction at state point $T^* = 1$ and $\rho^* = 0.8$. Blue curve for HNC, magenta for PY and green for MC. Lower inset: $r^2h(r)$ versus r/σ . Upper inset: structure factor.

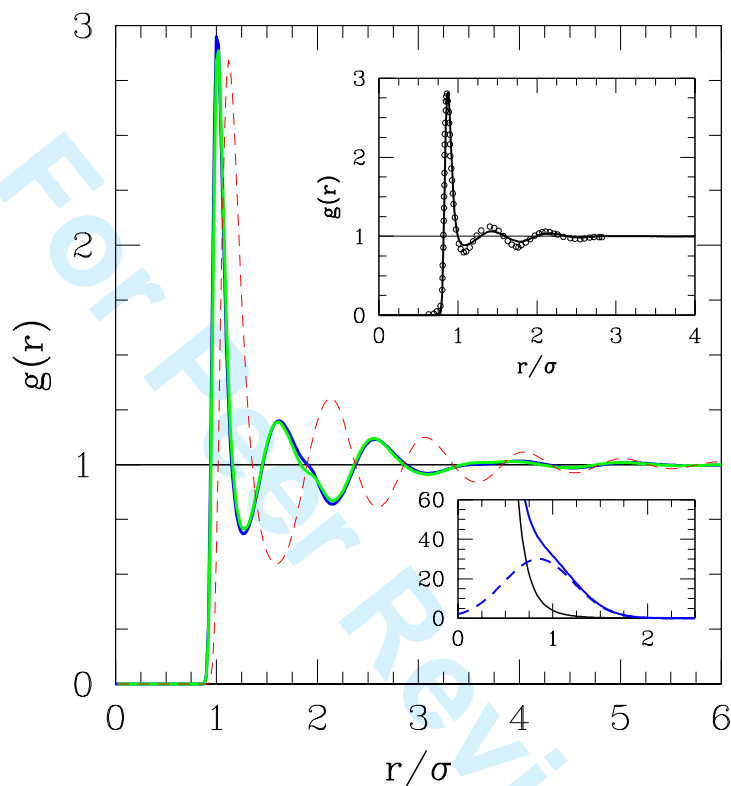


Fig.2 Perera et al.

Fig.2 (color on line) The RDF for the full core-softened interaction for the same state point as in Fig.1 (with same color convention: PY results cannot be obtained for this case). The dashed curve in red is the MC RDF from Fig.1. Lower inset: the $1/r^{12}$ (black), the gaussian repulsion (dashes) and the full (blue) interactions. Upper inset: RDF of neat water (dots SANS results from Ref., line SPC/E water model).

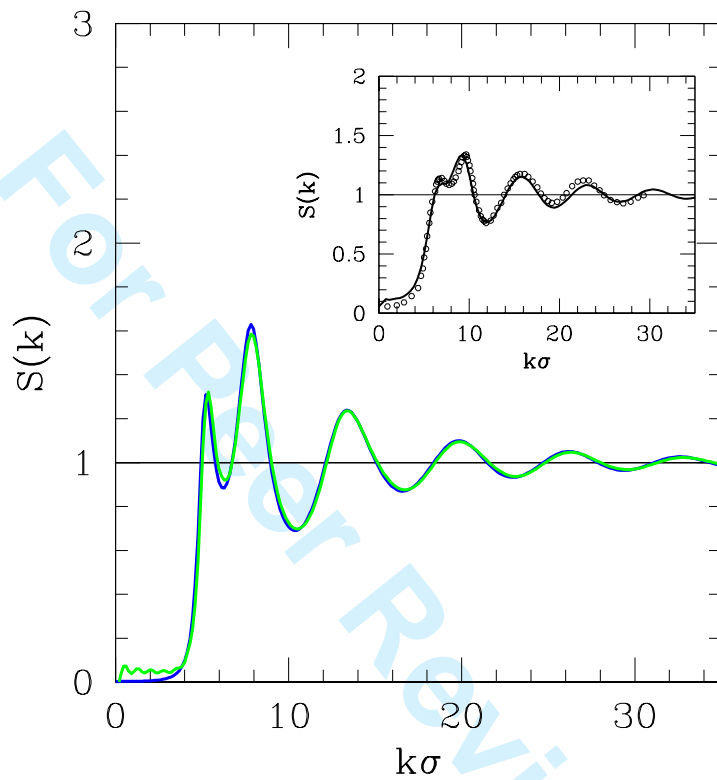


Fig.3 Perera et al.

Fig.3 (color on line) Structure factors corresponding to the RDFs in Fig.2. The inset shows the experimental structure factor Ref. and that of the SPC/E model.

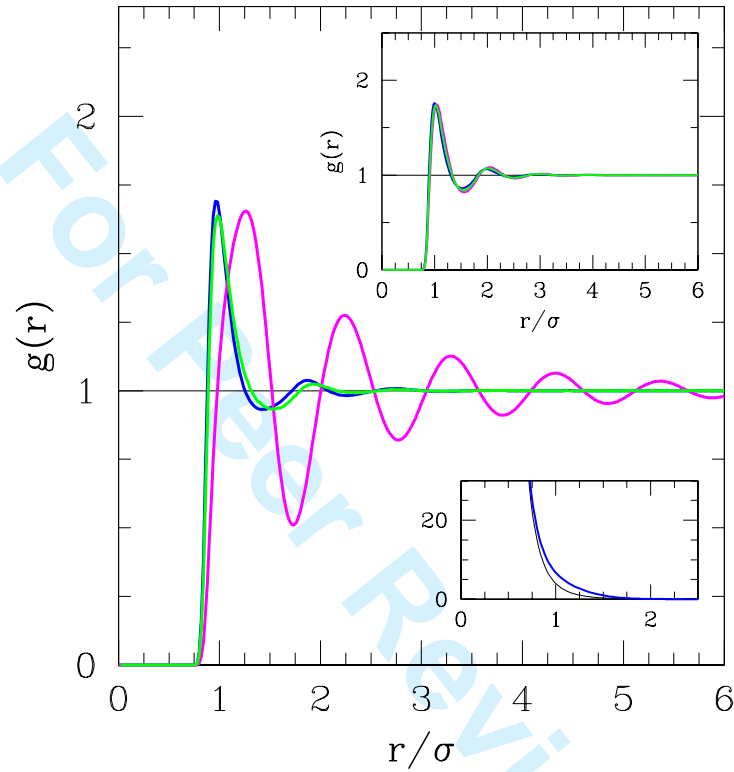


Fig.4 Perera et al.

Fig.4 (color on line) RDF of the full core-soft interaction for high temperature $T^* = 10$. Color conventions as in Fig.1. Lower inset: the pair interactions. Upper inset: the RDFs without the Gaussian core part.

1
2 Reply to the Referee's comments on manuscript TMPH-2009-0058
3

4 We thank the Referee for his nice and constructive comments on our report. The manuscript have been
5 revised, and in particular, equations are now numbered and we apologize for Ref.[13] which is now
6 correctly displayed. The remaining points are addressed below.
7

8
9 1) Following his suggestion, we have added a new text (in blue in the pdf) in the introduction where
10 we explain the connection between the Gaussian repulsion and the Hbond induced depletion which
11 gives a number of neighbours lower than 12.
12

13
14 2) We do not calculate three-body correlation functions in our MC simulations, only the pair
15 correlations. There is no reasons to consider higher order correlation functions, and in particular the
16 three-body ones, since there is no hint to what to expect at that level. The Referee seems to suggests
17 that this function will “*emphasize the competing packing structures more clearly*”, but it is not obvious
18 to us how this goal will be reached by showing a function that will depend now on 3 variables (the two
19 distances and the angle between them), and why this one in particular. We expect that all many body
20 correlations will have contributions to the particular geometry, but it is not obvious how to analyze this
21 in clear fashion. We are not aware that other authors have particularly illuminated the structure of water
22 by showing such high order correlation functions. So, in absence of any specific information from the
23 Referee, we are not sure how such calculation will enhance the present report. We will therefore stick
24 to the pair correlations, which has the advantage over the higher order ones to be a true observable
25 (through various scattering experiments).
26
27

28
29 3) The interaction in Eq.(1) was already displayed in the lower insert in Fig.2, where both the
30 reference soft-core and the full interaction were shown. This was mentioned in the text where Fig.2 is
31 quoted as well as in the Figure caption. We have added now the Gaussian repulsion in blue dashed line.
32
33

34 A part from the point 2), that we have not fully understood, we have answered to the Referees
35 suggestions in the revised manuscript.
36
37
38
39
40
41
42
43
44
45
46
47
48
49
50
51
52
53
54
55
56
57
58
59
60