



**HAL**  
open science

## Single Machine Multi-product Capacitated Lotsizing with Sequence-dependent Setups

Bernardo Almada-Lobo, Diego Klabjan, Maria Antónia Carravilla, Jose  
Fernando Oliveira

► **To cite this version:**

Bernardo Almada-Lobo, Diego Klabjan, Maria Antónia Carravilla, Jose Fernando Oliveira. Single Machine Multi-product Capacitated Lotsizing with Sequence-dependent Setups. *International Journal of Production Research*, 2007, 45 (20), pp.4873-4894. 10.1080/00207540601094465 . hal-00512960

**HAL Id: hal-00512960**

**<https://hal.science/hal-00512960>**

Submitted on 1 Sep 2010

**HAL** is a multi-disciplinary open access archive for the deposit and dissemination of scientific research documents, whether they are published or not. The documents may come from teaching and research institutions in France or abroad, or from public or private research centers.

L'archive ouverte pluridisciplinaire **HAL**, est destinée au dépôt et à la diffusion de documents scientifiques de niveau recherche, publiés ou non, émanant des établissements d'enseignement et de recherche français ou étrangers, des laboratoires publics ou privés.



**Single Machine Multi-product Capacitated Lotsizing with Sequence-dependent Setups**

Journal:	<i>International Journal of Production Research</i>
Manuscript ID:	TPRS-2006-IJPR-0568.R1
Manuscript Type:	Original Manuscript
Date Submitted by the Author:	06-Oct-2006
Complete List of Authors:	Almada-Lobo, Bernardo; University of Porto, Faculty of Engineering; Massachusetts Institute of Technology, Operations Research Center Klabjan, Diego; University of Illinois at Urbana-Champaign, Department of Mechanical and Industrial Engineering Carravilla, Maria Antónia; University of Porto, Faculty of Engineering Oliveira, Jose; University of Porto, Faculty of Engineering
Keywords:	LOT SIZING, INTEGER PROGRAMMING, HEURISTICS
Keywords (user):	Sequence-dependent setup, capacitated lotsizing and scheduling



# Single Machine Multi-product Capacitated Lotsizing with Sequence-dependent Setups

Bernardo Almada-Lobo<sup>a,b,\*</sup>    Diego Klabjan<sup>b</sup>    Maria Antónia Carravilla<sup>a,c</sup>  
José F. Oliveira<sup>a,c</sup>

<sup>a</sup> Faculdade de Engenharia da Universidade do Porto, Rua Dr. Roberto Frias s/n, Porto 4200-465, Portugal

<sup>b</sup> Massachusetts Institute of Technology, Cambridge, MA, USA

<sup>c</sup> Instituto de Engenharia de Sistemas e Computadores do Porto Campus da FEUP, Rua Dr. Roberto Frias 378, Porto 4200-465, Portugal

## Abstract

In production planning in the glass container industry, machine dependent setup times and costs are incurred for switchovers from one product to another. The resulting multi-item capacitated lot sizing problem has sequence-dependent setup times and costs. We present two novel linear mixed integer programming formulations for this problem, incorporating all the necessary features of setup carryovers. The compact formulation has polynomially many constraints, while, on the other hand, the stronger formulation uses an exponential number of constraints that can be separated in polynomial time. We also present a five-step heuristic, which is effective both in finding a feasible solution (even for tightly capacitated instances) and in producing good solutions to these problems. We report computational experiments.

*Keywords:* capacitated lotsizing and scheduling, sequence-dependent setup, integer programming, heuristics

## 1 Introduction

Production planning arising in the glass container industry is a complex process. It is a semi-continuous manufacturing process, which includes the glass production (the continuous part) and the container manufacturing (the discrete part). Furnaces are operated continuously and machine lines operate on a twenty four hour seven days a week basis. During a product changeover on a molding machine, the furnace keeps feeding the machine with molten glass, however, the gobs are discarded and melted down again in the furnace (wasting a huge amount of energy, the main production cost). Fast job changes with fewer job change parts lower the energy costs. Therefore, there is a sequence dependent setup time (and proportional cost) in a product changeover. Since machine setups consume the furnace capacity, it is essential to carry the setup from one period to the next. This production planning problem results in a capacitated multi-item deterministic lotsizing problem.

The lotsizing problem is to find production orders or lots in order to satisfy customer demand. The objective is to minimize holding and setup costs. This problem has been intensively studied

---

\*Corresponding author. *E-mail address:* almada.loba@fe.up.pt; tel: +351225082133

1  
2  
3  
4 and, therefore, many models were proposed to describe it, involving different features and assump-  
5 tions. The majority of the models consider a finite planning horizon divided into discrete time  
6 periods. The single stage, multi-item lot sizing problem with capacity constraints is referred to  
7 as the capacitated lot sizing problem (CLSP). CLSP is considered to be a large-bucket problem,  
8 because several products/setup may be produced/performed per period. On the other hand, in  
9 small-bucket problems, at most one setup may be executed during a period. Different models are  
10 distinguished with respect to the number of products that can be produced within a period and to  
11 the period capacity utilization (all-or-nothing assumption or partial). All these models determine  
12 simultaneously the size and sequence of lots. Despite allowing more precise plans, sub-dividing the  
13 (macro-) periods of CLSP into several (micro-) periods increases the complexity of these mixed inte-  
14 ger linear programming models. Drexel and Kimms [1997] present and explain the main differences  
15 of these formal models.  
16  
17

18 We study single machine CLSP with sequence dependent setup times and costs. In each time  
19 period several products can be produced. Whenever a switch of a product is performed, a certain  
20 amount of time is consumed and the setup cost is incurred. This time and cost depend on the  
21 two products. In each time period at most a given amount of time can be allotted to switchover  
22 times and to the actual production time. This leads to sequence dependent setup times and  
23 costs. A further complicating matter is in the fact that a product can be set up at the end of  
24 a time period and the actual production starts in the next time period. We call this property  
25 setup carryover. We present two novel linear mixed integer programming formulations for single  
26 machine CLSP with sequence-dependent setup times and costs, incorporating all the necessary  
27 features of setup carryovers. The compact formulation has a polynomial number of constraints.  
28 The efficiency of this model is benchmarked against the one proposed by Gupta and Magnusson  
29 [2005], which is actually not a completely accurate formulation (Almada-Lobo et al. [2006]). The  
30 second formulation uses an exponential number of constraints, which makes it impractical to be  
31 solved directly. We generate constraints dynamically by presenting a polynomial time separation  
32 algorithm. We compare the strength of the linear programming relaxations of both formulations.  
33 The two formulations are improved by adding valid inequalities that lead to good lower bounds.  
34 Since this problem is NP-hard, we also present a five-step heuristic to solve large problem instances.  
35 The flexibility of the heuristic's first two steps allows us to find feasible solutions even under  
36 tightly capacitated scenarios. The last three steps focus on solution quality. We compare the  
37 heuristic solution against the lower bound generated by the strongest model and against other  
38 known heuristics. The main contributions of our work are as follows. To the best of our knowledge,  
39 the two presented formulations are the first exact formulations for the problem under consideration.  
40 We also formally prove a relationship between the two linear programming relaxations. Another  
41 major contribution of our work is the underlying heuristic.  
42  
43

44 In Section 2 we first present the compact formulation of the problem, which is also benchmarked  
45 against the model presented by Gupta and Magnusson [2005]. We then propose the stronger  
46 formulation and prove that it provides a better linear programming relaxation. In Section 3 we  
47 explain the heuristic for finding good solutions. Numerical experiments are given in Section 4. We  
48 conclude this introduction with a literature review.  
49  
50  
51  
52

## 53 Literature Review

54 Standard CLSP does not sequence or schedule products within a period. In addition, it assumes  
55 that setup costs occur for each lot in a period, even if the last product to be produced in a period  
56  
57  
58

1  
2  
3  
4 is the first one in the period that follows. For manufacturing environments with considerable setup  
5 times with respect to the length of a period and with tight capacity, which is the case in the glass  
6 container industry, this model may not provide any feasible production plans. Therefore, setup  
7 carryovers need to be incorporated in CLSP. The setup carryover occurs when a product is the last  
8 one to be produced in a period and the first one in the following period. In this case no setup is  
9 required in the latter period. Moreover, setups are preserved over idle periods and an idle time at  
10 the end of a period may be used to perform a setup for the first product to be produced at the  
11 beginning of the next period.

12  
13 Despite CLSP being intensively studied, modeling setup carryover in CLSP has not received  
14 much attention due to model complexity and computational difficulty, Sox and Gao [1999]. The  
15 efficiency of solving CLSP depends on the structure of setups. Different studies have demonstrated  
16 that proper accounting for setup times and carryovers decreases the number of setups and also  
17 frees a significant amount of production capacity, Porkka et al. [2003]. Gopalakrishnan et al. [1995]  
18 developed a modeling framework for formulating CLSP with sequence and product independent  
19 setup times and setup carryovers. In their model, a fixed charge is incurred whenever a product is  
20 produced in a period. The authors conclude that the model complexity could be reduced by looking  
21 for alternative ways to model setup carryover. In Gopalakrishnan [2000], a modified framework for  
22 modeling setup carryover in CLSP is presented, incorporating sequence independent and product  
23 dependent setup times and costs. Nevertheless, setup carryover is modeled in a similar way as in  
24 Gopalakrishnan et al. [1995] and decision variables have the same interpretation. Sox and Gao  
25 [1999] present a more efficient mixed integer linear programming model to CLSP with sequence  
26 independent setup costs and no setup times. Kang et al. [1999] propose a different approach,  
27 consisting of breaking the entire schedule into smaller segments, called split-sequences. A drawback  
28 of this model is that the number of split-sequences  $L_t$  in period  $t$  is a parameter. Therefore,  
29 multiple runs with different values for  $L_t$  are needed for optimization. Moreover, setup times are  
30 not considered in this model. Porkka et al. [2003] modify the mixed integer linear programming  
31 based setup carryover model of Sox and Gao [1999] by using sequence independent setup times.  
32 To avoid the complexity of separate setup costs and times, explicit setup costs are excluded from  
33 the model. Suerie and Stadtler [2003] present a new model formulation for CLSP with sequence  
34 independent setup costs and times. The authors start with the standard CLSP model, use the  
35 standard facility location reformulation, and introduce new sets of variables and constraints to  
36 model the setup carryover. Gopalakrishnan et al. [2001] also address CLSP with setup carryover  
37 and present two effective tabu-search heuristics.

38  
39 All the aforementioned manuscripts address CLSP with constant sequence independent setup  
40 times and/or setup costs, with a setup carryover. In fact, these models do not consider lot sequenc-  
41 ing within a period. They focus only on determining the products produced last and first in two  
42 consecutive periods, and also the configuration of the machine at the end of the period. Due to  
43 the “correct” calculation of the setup costs by linking lots of adjacent periods, these models are  
44 usually referred to as CLSP with linked lot-sizes (Haase [1994]).

45  
46 Notwithstanding, there are several examples of process industries in which sequence-dependent  
47 setup times and costs are considerable, such as glass container and some chemical industries. Clark  
48 and Clark [2000] model CLSP with sequence-dependent setup times using a new mixed integer  
49 programming formulation. They assume that exactly a given number of setups occur in a time  
50 period between any two given products, independently of their demand patterns. Haase and Kimms  
51 [2000] propose a model for CLSP with sequence dependent setup times and costs in which the  
52 efficient product sequences are pre-determined. Therefore, it is to decide which sequences will be  
53  
54  
55  
56  
57  
58  
59  
60

used in each period. The authors also assume that the inventory of an item must be null at the beginning of a period to allow its production in the period. Gupta and Magnusson [2005] extended the framework proposed by Gopalakrishnan [2000] to incorporate sequence dependent setup times and setup costs. The setup carryover is modeled in the same way as in Gopalakrishnan et al. [1995] and Gopalakrishnan [2000].

## 2 New Models for CLSP with Sequence-dependent Setup Costs and Times

### 2.1 The First Formulation

Throughout the exposition,  $t$  denotes time periods, which range from 1 to  $T$ , and  $i$  and  $j$  index products, which are labeled from 1 to  $N$ . We denote by  $[M]$  the set  $\{1, 2, \dots, M\}$ . We consider a general single-stage model involving multiple items to be scheduled on a single machine, whose data consist of:

- $h_i$  cost of carrying one unit of stock of product  $i$  from one period to the next,
- $p_i$  processing time of one unit of product  $i$ ,
- $d_{it}$  demand for product  $i$  at the end of period  $t$ ,
- $C_t$  capacity of the machine in period  $t$  (measured in time units),
- $s_{ij}$  time needed to set up the machine from product  $i$  to product  $j$ ,
- $c_{ij}$  cost incurred to set up the machine from product  $i$  to product  $j$ .

In addition, let  $M_{it} = \min \left\{ \frac{C_t}{p_i}, \sum_{u=t}^T d_{iu} \right\}$  be an upper bound on the quantity of product  $i$  to be produced in period  $t$ .

The total cost consists of the holding cost and the machine setup cost. We do not allow stockouts, which is common in the deterministic demand setting. We assume that the triangle inequality with respect to the setup cost and time holds, i.e.,  $c_{ik} \leq c_{ij} + c_{jk}$  and  $s_{ik} \leq s_{ij} + s_{jk}$  for all products  $i, j$ , and  $k$ . This assumption holds in many practical settings, and definitely in our glass container case.

In order to capture the lotsizes and the resulting inventory we need the following decision variables:

- $X_{it}$  quantity of product  $i$  produced in period  $t$ ,
- $I_{it}$  stock of product  $i$  at the end of period  $t$ .

In order to capture the setup cost and time, we introduce

$$T_{ijt} = \begin{cases} 1 & \text{if a setup occurs on the machine configuration state from} \\ & \text{product } i \text{ to product } j \text{ in period } t, \\ 0 & \text{otherwise.} \end{cases}$$

We assume that  $T_{iit} = 0$  for every product  $i$ . Recall that we allow the machine to be set up with product  $i$  at the end of a time period and then start the next time period with the same product but not occurring any extra setup cost. Since such a setting involves two consecutive time periods, a new decision variable needs to be introduced. Let

$$\alpha_{it} = \begin{cases} 1 & \text{if the machine is set up for product } i \text{ at the beginning of period } t, \\ 0 & \text{otherwise.} \end{cases}$$

We also need the auxiliary variables  $V_{it}$  that assign product  $i$  in period  $t$ .

Our first formulation ( $F_1$ ) for CLSP with sequence-dependent setup costs and times, and setup carryover is as follows:

$$\min \sum_i \sum_j \sum_t c_{ij} \cdot T_{ijt} + \sum_i \sum_t h_i \cdot I_{it} \quad (1)$$

$$I_{it} = I_{i(t-1)} + X_{it} - d_{it} \quad i \in [N], t \in [T] \quad (2)$$

$$\sum_i p_i \cdot X_{it} + \sum_i \sum_j \sum_t s_{ij} \cdot T_{ijt} \leq C_t \quad t \in [T] \quad (3)$$

$$X_{it} \leq M_{it} \cdot \left( \sum_j T_{jit} + \alpha_{it} \right) \quad i \in [N], t \in [T] \quad (4)$$

$$\sum_i \alpha_{it} = 1 \quad t \in [T] \quad (5)$$

$$\alpha_{it} + \sum_j T_{jit} = \alpha_{i(t+1)} + \sum_j T_{ijt} \quad i \in [N], t \in [T] \quad (6)$$

$$V_{it} + N \cdot T_{ijt} - (N-1) - N \cdot \alpha_{it} \leq V_{jt} \quad \begin{matrix} i \in [N], j \in [N] \setminus \{i\}, \\ t \in [T] \end{matrix} \quad (7)$$

$$(X_{it}, I_{it}, \alpha_{it}, V_{it}) \geq 0, T_{ijt} \in \{0, 1\}. \quad (8)$$

The objective function (1) minimizes the sum of sequence-dependent setup costs and the holding cost. Constraints (2) represent the inventory balances and (3) ensure that the total production and setup time in each period does not exceed the available capacity. Requirement (4) guarantees that a product is produced only if the machine has been set up for it. Constraints (5)-(7) determine the sequence of products on the machine in each period and keep track of the machine configuration state by recording the product that a machine is ready to process (setup carryover information is thereby tracked). We next discuss these constraints further. Hereafter we refer to  $T_{jit}$  as an input setup for product  $i$  in period  $t$  and to  $T_{ijt}$  as an output setup for product  $i$  in period  $t$ .

The model does not explicitly have binary variables representing whether a product is produced or not in a certain period. Production of product  $i$  can occur in period  $t$  if the machine is set up for  $i$  at the beginning of  $t$  or if at least one input setup is performed for product  $i$ . These conditions are guaranteed by constraints (4).

Constraints (5) ensure that  $\alpha_{it}$  is one for exactly one product in a given period, i.e., that the machine is set up for exactly one product at the beginning of each period.

Constraints (6) ensure a balanced network flow of the machine configuration states and carry the setup configuration state of the machine into the next period. If no setup is performed in period  $t$ , which happens when  $T_{ijt} = 0$  for every  $i$  and  $j$ , configuration state of the machine is carried from period  $t-1$  to period  $t+1$ . The idle time of a period  $t$  may also be used to perform an empty setup for the first product to be produced at the beginning of the next period. If there is an input setup and no output one for product  $i$  in period  $t$ , it means this setup was the last one to be performed on the machine in period  $t$  and, consequently, the machine is configured for product  $i$  at the beginning of the next period, i.e.,  $\alpha_{i(t+1)} = 1$ . On the other hand, if there is an output

setup and no input one, it means that the machine is configured for product  $i$  at the beginning of period  $t$ , i.e.,  $\alpha_{it} = 1$ .

In general, constraints (6) impose that flow in equals flow out. We note that constraints (2)-(6) and (8) allow solutions with cycles that are not disjoint. However, such a scenario will never occur in an optimal solution since it is easy to see that the triangle inequality assumption implies that the in flow of every node is at most 1.

Let us define a digraph  $G = ([N], A = [N] \times [N])$ , where nodes correspond to products and an arc  $a = (i, j)$  corresponds to the setup from product  $i$  to product  $j$ . It follows that the set  $\{(i, j) | T_{ijt} = 1\}$  corresponds to a collection of disjoint paths and cycles. Constraints (2)-(6) and (8) admit solutions that have at most one path, but potentially many cycles, called also subtours, see Figure 1. The left configuration represents a solution that entails one path from product  $i_1$  to product  $i_4$  and 3 disconnected subtours. The right configuration illustrates a solution with a cycle that starts and ends in product  $i_1$  and 2 disconnected subtours.

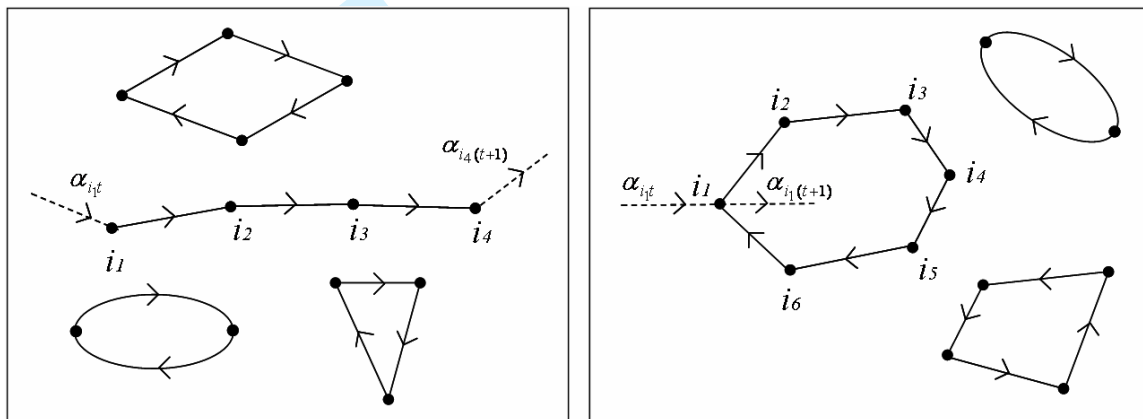


Figure 1: Possible configurations

In order to obtain a feasible solution, we must impose that we have only a single connected component linked to  $\alpha$ 's. It can be shown that constraints (7) achieve this by using auxiliary variables that value the machine state through any sequence. It is also not difficult to see that no feasible solution is excluded by (7). A similar modeling trick is known in the context of the traveling salesman problem, see, e.g., Nemhauser and Wolsey [1988].

We conclude that the underlying subgraph associated with an optimal  $T$  is either a cycle or a path. Thus it looks like the one depicted in Figure 1 except that there are no disconnected subtours.

Note that the integrality condition of  $\alpha_{it}$  is not necessary. Let us assume that  $\alpha_{i1} = 1$ . From (6) it follows that  $\alpha_{j2}$  is an integer for every  $j$ . Together with (5) we obtain that  $\alpha_{j2}$  is binary. This reasoning rolls over to the subsequent periods. If the machine is not set up for any product in the first time period, then the integrality requirements of  $\alpha_{j1}$ 's need to be added. As an alternative to avoid it, the machine can be set up for a virtual product at the beginning of the planning period. No setup times and costs would be incurred if a setup occurs between this product and any other one.

The presented model assumes the single-machine case. The extension of this model to multiple machines is straightforward, also considering other usual features, such as shortages, backlogging



costs and lower and upper bounds on lot sizes.

**Example 1.** Consider the following small data set provided in Table 1 for a three-product, three-period problem.

Table 1: Data for the three product, three-period problem

	$d_{it}$			$c_{ij}$			$h_i$
	$t = 1$	$t = 2$	$t = 3$	$j = 1$	$j = 2$	$j = 3$	
$i = 1$	15	5	10	0	3	3	10
$i = 2$	20	35	20	4	0	3	15
$i = 3$	0	110	40	5	5	0	20

Setup times are  $s_{ij} = 5$  time units for  $i \neq j$  and zero otherwise. Moreover,  $C_t = 100$  for every  $t$  and  $p_i = 1$  for every  $i$ .

We solved the model by using a commercial solver. Figures 2 and 3 show the optimal solution for this instance, when the machine is set up for product 3 at the beginning of the planning period, i.e.,  $\alpha_{31} = 1$ . Note that there is idle time at the end of period 3.

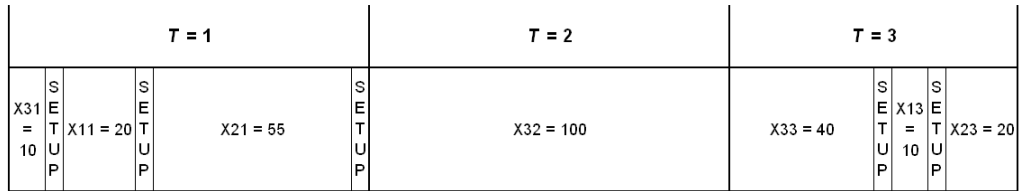


Figure 2: Gantt chart of the optimal solution

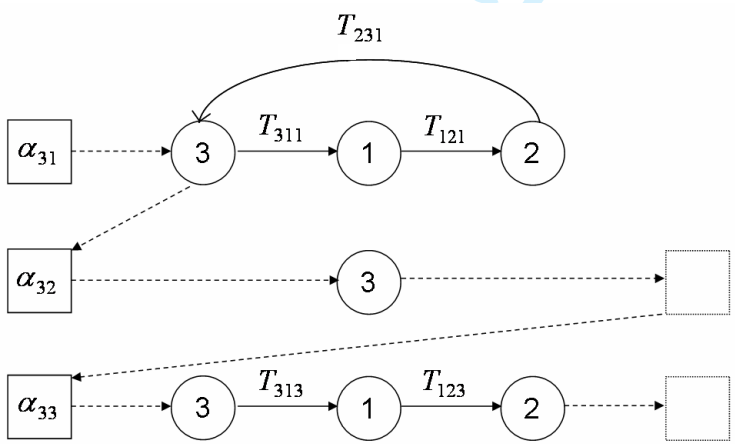


Figure 3: Network representation of the optimal solution

It entails seven productions and five setups. The last setup in period 1 is an empty one, since the idle time at the end of that period is used to set up for product 3, the first one to be produced

at the beginning of period 2. In period 2 only product 3 is produced and no setup is performed. Therefore, the setup state of the machine for product 3 is carried from period 1 to period 3. At the end of the planning horizon the machine is ready to produce product 2.  $\square$

### 2.1.1 Benchmarking the First Formulation

In this section we compare our model  $F_1$  against Gupta and Magnusson's model. The experiments were conducted on an IBM machine with a 3.2 GHz processor and 1GB of random access memory and CPLEX 9.0 as a mixed integer programming solver.

In Table 2 we conduct a benchmark on the complexity (in terms of the number of binary variables, continuous variables and constraints) of  $F_1$  against the models presented in Clark and Clark [2000] and Gupta and Magnusson [2005]. Here  $S$  is the maximum allowable number of setups per period used in Clark and Clark's model.

Table 2: Benchmark of models' complexity

Model	Binary variables	Continuous variables	Constraints
$F_1$	$N^2T$	$4NT$	$NT(2 + N) + 2T$
Clark and Clark [2000]	$N^2(ST - 1) + N$	$SNT$	$NT(SN + 2S + 2) + 1 - N$
Gupta and Magnusson [2005]	$N^2T + 4NT$	$2NT$	$NT(5 + 3N) + 8T$

As we can observe from the number of binary variables,  $F_1$  requires less variables than the other two. In Example 1,  $F_1$  has 27 binary variables, whilst the Clark and Clark's model has 75 ( $S$  has to be set to 3 to reach the same optimal solution) and the Gupta and Magnusson's model has 63 binary variables.

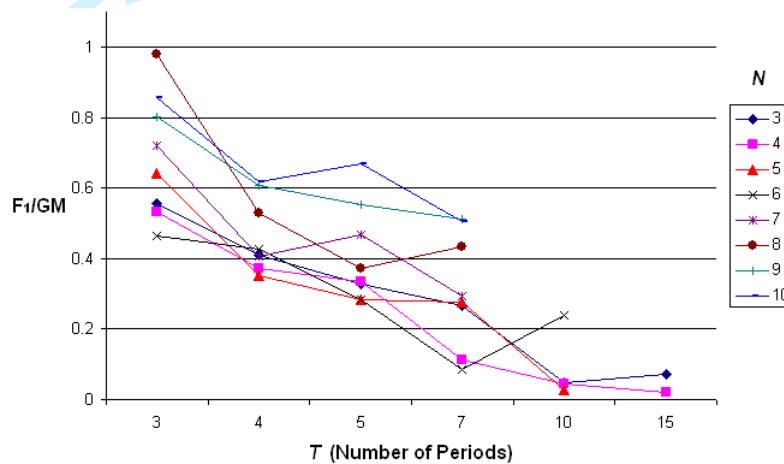
In order to computationally evaluate the models, we generated random instances based on the parameters used by Haase and Kimms [2000]. The machine is always set up for product 1 at the beginning of the planning horizon. The number of products  $N$  ranges from 3 to 10, the number of periods were 3, 4, 5, 7, 10, and 15, and the capacity utilization ( $Cut$ ) defined as  $\sum_i d_{it}/C_t$  takes the value 0.6. Processing times ( $p_i$ ) are unitary for all of the products. Demand ( $d_{it}$ ) is selected based on the uniform distribution  $U[40, 60]$ , holding costs ( $h_i$ ) based on  $U[2, 10]$ , and setup times ( $s_{ij}$ ) based on  $U[5, 10]$  (the triangle inequalities hold). The setup costs  $c_{ij}$  are proportional to the setup times, i.e.,  $c_{ij} = \theta \cdot s_{ij}$  with  $\theta = 50$ . Note that  $\theta$  implicitly defines a relationship between the setup and holding costs. In the case of the company producing glass containers that inspired this work,  $\theta$  falls in the interval [50, 75].

For each triplet  $N$ ,  $T$ , and  $Cut$ , three different instances were generated and the average running times (in seconds) were calculated. Table 3 gives the computational times to obtain an optimal solution by model  $F_1$ . An empty field means that at least one of the instances could not be solved optimally within a 3600 seconds limit.

A comparison between the efficiency of  $F_1$  and the Gupta and Magnusson's model (denoted by  $GM$ ) for  $Cut = 0.6$  is shown in Figure 4. We did not compare  $F_1$  to the Clark and Clark's model since multiple runs with different values for  $S$  would be needed for reaching the same optimal solution. The vertical axis denoted by  $F_1/GM$  represents the ratio of the respective computational times.

Table 3: Average running times for  $Cut = 0.6$  and  $\theta = 50$  (model  $F_1$ )

$N$	$T$					
	3	4	5	7	10	15
3	0.1	0.1	0.1	0.2	0.2	14.7
4	0.1	0.1	0.3	2.8	1.3	34.7
5	0.2	0.3	0.7	7.3	7.9	300.1
6	0.2	0.3	0.7	2.3	24.5	593.6
7	0.5	1.2	2.0	5.1	310.7	1628.0
8	0.7	1.1	4.7	37.7	162.9	
9	0.7	2.1	9.4	55.5	967.8	
10	1.4	1.2	39.7	313.1	2875.7	

Figure 4: Comparison of run-time performance between  $F_1$  and  $GM$  models for  $Cut = 0.6$ 

It is clear that  $F_1$  model is always more efficient than the  $GM$  model. Moreover, as the number of periods increases, the ratio  $F_1/GM$  tends to 0, i.e., the performance of  $F_1$  is significantly better with increasing  $T$ . It turns out that the number of products does not influence significantly the relative efficiency.

## 2.2 The Compact Formulation

In this section we propose an alternative equivalent formulation ( $F_2$ ) to CLSP with sequence dependent setup times and setup costs.

Since the triangle inequality holds for both setup costs and setup times, constraints

$$\sum_j T_{ijt} \leq 1 \quad i \in [N], t \in [T] \quad (9)$$

$$\sum_j T_{jit} \leq 1 \quad i \in [N], t \in [T] \quad (10)$$

are always satisfied in an optimal solution. The following inequalities are an alternative formulation to constraints (7):

$$\vartheta_{it} = \alpha_{i(t+1)} + \sum_j T_{ijt} \quad i \in [N], t \in [T] \quad (11)$$

$$\sum_{i \in S} \sum_{j \in S} T_{ijt} \leq \sum_{i \in S} \vartheta_{it} - \vartheta_{kt} + \alpha_{kt} \quad t \in [T], k \in S, S \subseteq [N]. \quad (12)$$

By substituting (11) in (12), we obtain the equivalent requirement

$$\sum_{i \in S} \sum_{j \notin S} T_{ijt} + \sum_{i \in S} \alpha_{i(t+1)} \geq \sum_j T_{jkt} \quad t \in [T], k \in S, S \subseteq [N]. \quad (13)$$

If there is a subtour on a subset  $S$  of nodes, the left-hand side of (12) equals to  $|S|$ . If  $\alpha_{it} = 0$  for every  $i \in S$ , this constraint is violated since its right-hand side equals to  $|S| - 1$  for every product  $k$  in the cycle. Note that  $\vartheta_{it} = 1$  for every  $i \in S$ .

Now we argue that a feasible solution is not excluded by (13). To this end, let  $(X, I, \alpha, T)$  be feasible to  $F_1$ . It suffices to consider the case in which the right-hand side of (13) equals one. For a fixed  $S$  and  $k \in S$ , let  $h \in [N]$  be such that  $T_{hkt} = 1$ . We distinguish two cases:  $h \in S$  or  $h \notin S$ .

$h \in S$ : If subset  $S$  contains the node set of the entire cycle or path corresponding to the solution, then  $\sum_{i \in S} \alpha_{i(t+1)} = 1$  and (13) is satisfied. On the other hand, if this is not the case, then we have to consider three different scenarios.

- (a) If the solution entails a cycle, then clearly  $\sum_{i \in S} \sum_{j \notin S} T_{ijt} \geq 1$  since the cycle must “enter” and “leave”  $S$ .
- (b) If the solution consists of a path that ends at node  $k$ , then  $\alpha_{k(t+1)} = 1$  and, therefore,  $\sum_{i \in S} \alpha_{i(t+1)} = 1$ .
- (c) If the solution consists of a path that does not end at node  $k$ , then either the path ends at another node in  $S$  (and  $\sum_{i \in S} \alpha_{i(t+1)} = 1$ ) or it ends at a node not in  $S$  and, in this case,  $\sum_{i \in S} \sum_{j \notin S} T_{ijt} \geq 1$ .

Each of these scenarios yields constraint (13).

$h \notin S$ : This case is similar to the above case.

The  $F_2$  formulation reads

$$\begin{aligned} \min & \sum_i \sum_j \sum_t c_{ij} \cdot T_{ijt} + \sum_i \sum_t h_i \cdot I_{it} \\ & \text{subject to (2) - (6), (9), (10), (13)} \\ & (X_{it}, I_{it}, \alpha_{it}) \geq 0, T_{ijt} \in \{0, 1\}. \end{aligned}$$

Let  $P_{F_1}$  and  $P_{F_2}$  denote the feasible sets of the linear relaxations of the formulations  $F_1$  and  $F_2$ , respectively. In the following theorem we show that  $F_2$  is at least as strong as  $F_1$ .

**Theorem 1.** *We have  $P_{F_2} \subseteq \text{proj}(P_{F_1})$ , where  $\text{proj}$  denotes the projection of  $P_{F_1}$  on the space of  $(X_{it}, I_{it}, T_{ijt}, \alpha_{it})$ .*

*Proof.* We show the statement by exhibiting the appropriate  $V'$ s. They are defined as shortest path distances with respect to predefined weights. Since shortest path distances are well defined on networks with no negative weight cycles, we rely on (12) and appropriately selected weights to show this.

Let  $(X_{it}^*, I_{it}^*, T_{ijt}^*, \alpha_{it}^*) \in P_{F_2}$  be arbitrary. We find  $V_{it}^*$  such that (7) hold, i.e.,

$$(X_{it}^*, I_{it}^*, T_{ijt}^*, \alpha_{it}^*, V_{it}^*) \in P_{F_1}.$$

Consider time period  $t$  and let  $w_{ij} = (N - 1) + N \cdot \alpha_{it}^* - N \cdot T_{ijt}^*$  for every  $i, j$ . Consider network  $G$  defined in Section 2.1, where each arc has weight  $w_{ij}$ . Let us fix an arbitrary source node  $s$  and let  $dist_i$  denote the length of the shortest path from the source node to node  $i$ . We show later that these distances are well defined. They satisfy the following optimality conditions:

$$dist_i + w_{ij} \geq dist_j \quad (i, j) \in A(G).$$

Then, by setting  $\bar{V}_{it} = -dist_i$ , we obtain

$$\bar{V}_{it} - (N - 1) - N \cdot \alpha_{it}^* + N \cdot T_{ijt}^* \leq \bar{V}_{jt}. \quad (14)$$

To ensure that  $V_{it}$  are non-negative, we define  $V_{it}^* = \bar{V}_{it} + \max_{j \in \bar{t}} |\bar{V}_{jt}|$ . Clearly, from (14) it follows that  $(V_{ijt}^*, T_{ijt}^*)$  satisfy (7). We conclude that  $(X_{it}^*, I_{it}^*, T_{ijt}^*, \alpha_{it}^*, V_{it}^*) \in P_{F_1}$ .

In order to complete the proof, we need to show that  $dist_i$  are well defined. This is equivalent to showing that there are no negative cost cycles with respect to  $w$  (see, e.g., Ahuja et al. [1993]). We need to show that  $\sum_{(i,j) \in C} w_{ij} \geq 0$  for any cycle  $C$ . Let  $S$  be the node set of cycle  $C$  and  $k \in S$ . From (12) and nonnegativity of  $T^*$ , we have

$$\sum_{(i,j) \in C} T_{ijt}^* \leq \sum_{i,j \in S} T_{ijt}^* \leq \sum_{i \in S} \vartheta_{it} - \vartheta_{kt} + \alpha_{kt}^*. \quad (15)$$

Since

$$\sum_{(i,j) \in C} w_{ij} = (N - 1) \cdot |S| + N \cdot \sum_{i \in S} \alpha_{it}^* - N \cdot \sum_{(i,j) \in C} T_{ijt}^* \quad (16)$$

and by using (15), we obtain

$$\sum_{(i,j) \in C} w_{ij} \geq (N - 1) \cdot |S| + N \cdot \sum_{i \in S} \alpha_{it}^* - N \cdot \sum_{i \in S} \vartheta_{it} + N \cdot \vartheta_{ik} - N \cdot \alpha_{ik}^*. \quad (17)$$

Replacing (11) into (17), yields

$$\sum_{(i,j) \in C} w_{ij} \geq (N - 1) \cdot |S| - N \cdot \sum_{i \in S \setminus \{k\}} \sum_j T_{jit}^*.$$

Taking into account (10), leads to

$$\sum_{(i,j) \in C} w_{ij} \geq (N - 1) \cdot |S| - N \cdot (|S| - 1) \geq 0,$$

since  $|S| \leq N$ . □

Note that  $F_2$  has an exponential number of constraints. To introduce the most violated  $(t, S, k)$  inequalities (13) we need to solve the separation problem. We next show how to solve this problem.

Let  $(X_{it}^*, I_{it}^*, T_{ijt}^*, \alpha_{it}^*)$  satisfy (2) – (6), (9) and (10). Consider network  $G$  with capacity  $T_{ijt}^*$  on arc  $(i, j)$  in  $A$ . Next we define a new network  $G^0$  by adding sink node  $z$  to  $G$  and arcs  $(i, z)$  for every product  $i$  with capacity  $\alpha_{i(t+1)}^*$ . Finally, we solve the min  $(s, z)$  cut problem for every product  $s$ . The algorithm hinges on the fact that the value of an  $s - z$  cut  $S$  in  $G^0$  equals to  $\sum_{i \in S} \sum_{j \notin S} T_{ijt}^* + \sum_{i \in S} \alpha_{i(t+1)}^*$ . If there exists a  $k \in S$  such that  $\sum_j T_{jkt}^* > Z^*$  with  $Z^*$  being the value of the minimum  $s - z$  cut, then  $(t, S, k)$  inequality is violated.

Since finding a minimum cut in a directed graph can be performed in polynomial time, this separation problem is polynomial.

### 2.2.1 Valid Inequalities

In this section we present two classes of valid inequalities (cuts) that strengthen  $F_2$ .

The first class of valid inequalities is not a family in the original space, but we need to consider a higher dimensional space. Let  $W_t$  denote a binary variable that equals 0 if at least one setup is performed in period  $t$  and 1 otherwise. Then, the following sets of valid inequalities, denoted as  $(W_t)$  inequalities,

$$\begin{aligned} \alpha_{it} &\leq \sum_j T_{ijt} + W_t & i \in [N], t \in [T] \\ \alpha_{it} &\leq \sum_j T_{ji(t-1)} + W_{t-1} & i \in [N], t \in [T] \\ 1 - W_t &\leq \sum_{kj} T_{kjt} & t \in [T] \\ W_t &\leq 1 - \frac{\sum_{kj} T_{kjt}}{N} & t \in [T] \end{aligned}$$

are valid.

To argue that they are valid, it suffices to consider the case  $\alpha_{it} = 1$ . We distinguish the following four cases.

$\alpha_{i(t-1)} = 0, \alpha_{i(t+1)} = 0$ : In this case  $\sum_j T_{ji(t-1)} \geq 1, \sum_j T_{ijt} \geq 1$ , and  $W_t = W_{t-1} = 0$  and therefore the inequalities are satisfied.

$\alpha_{i(t-1)} = 1, \alpha_{i(t+1)} = 0$ : In this case  $\sum_j T_{ijt} \geq 1$  and  $W_t = 0$ . If  $\sum_{kj} T_{kj(t-1)} \geq 1$ , then also  $\sum_j T_{ji(t-1)} \geq 1$  (and  $W_{t-1} = 0$ ) and they are valid. On the other hand, if  $\sum_{kj} T_{kj(t-1)} = 0$ , then  $W_{t-1} = 1$  and again they are valid.

$\alpha_{i(t-1)} = 0, \alpha_{i(t+1)} = 1$ : This case is similar to the above.

$\alpha_{i(t-1)} = 1, \alpha_{i(t+1)} = 1$ : It is easy to adapt the second case to this case.

The introduction of  $W_t$  does not increase significantly the computational time since there are only  $T$  of them, and, furthermore, their integrality is implied.

It is also helpful to use the well known  $(l, S)$  inequalities for uncapacitated single-item lot sizing (Barany et al. [1984]). The  $(l, S)$  inequalities adjusted for the multi-item case of our problem are expressed as

$$d_{i1l} \leq \sum_{t \in [l] \setminus S} d_{itl} \cdot \left( \sum_j T_{jit} + \alpha_{it} \right) + \sum_{t \in S} X_{it} \quad l \leq T, S \subseteq [l], \quad (18)$$

where  $d_{ipg} = \sum_{t=p}^g d_{it}$ . Since there are an exponential number of these constraints, we introduce them as cutting planes (instead of adding all of them a priori). To find the most violated  $(l, S)$  inequalities, we use the separation algorithm introduced by Barany et al. [1984], which requires  $O(NT^2)$  time steps.

### 3 A Heuristic for CLSP

In this section we propose a heuristic for finding good solutions to CLSP, i.e., upper bounds on the optimal value. The heuristic consists of five basic steps. The first two attempt to find an initial feasible solution, whilst the last three are geared toward improving the quality of the solution. In the first step the machine is loaded in each period with production gross requirements. Such a solution typically violates the capacity requirements. In the second step the production is sequenced from period  $T$  to 1. Whenever the capacity constraint is violated, we perform a procedure to eliminate overtime, which is the amount of the capacity violation. The third step is geared toward eliminating setups by anticipating productions, and the fourth step tries to reduce holding costs by postponing productions. Finally, the last step attempts to find a better coordination between periods, eliminating, whenever possible, empty setups.

The heuristic starts with a lot-for-lot forward pass, allocating to each period the demand for that period ( $X_{it} = d_{it}$ , for every  $i, t$ ), without considering the capacity constraints.

The second step works backwards and performs in each period both sequencing and amending procedures. In a given time period, the sequencing procedure is basically a *minmax* algorithm; in each pass a new arc  $(u, v)$  is selected due to either the variability of the input setup times of its initial node  $u$  ( $\Delta I_u$ ) or the variability of the output setup times of its terminal node  $v$  ( $\Delta O_v$ ). The variability is measured as the difference between the two smallest setup time values. The node with the maximum variability among the head and tail nodes is chosen. Then, the other node of the arc is the argument that minimizes the setup time of the selected arc. Since feasibility is placed over optimality in this step, the sequencing procedure tries to minimize the sequence dependent setup times. This procedure is detailed in Appendix A, together with an example. The option of considering the difference between the smallest and the second smallest setup time is preferred over the standard greedy approach of basing the selection only on the smallest setup time to “hedge” against the possibility of making a bad decision and later having very little room for correction. In addition, computational experiments have revealed this to be a superior criterion. For  $t < T$ , the last product to be scheduled is the first product in period  $t + 1$  (the sink node is specified before generating the path in Algorithm 1).

Let  $O_t = \max \left\{ 0, \sum_i p_i \cdot X_{it} + \sum_{ij} s_{ij} \cdot T_{ijt} - C_t \right\}$  denote the amount of overtime in period  $t$ . After the sequencing procedure, there can be time periods with positive overtime, i.e., with violated capacity. In the amending pass, we push overtime towards the previous period. While working on period  $t$ , we might create a new overtime at period  $t - 1$ . In case  $O_t > 0$ , in order to determine the product or set of products whose (partial or entire) lots will be moved backwards, the following

options are sequentially taken into account in the amending procedure (an option is only considered if the preceding one has not eliminated  $O_t$ ).

- (a) Let  $S = \{i \in [N] : p_i \cdot X_{it} \geq O_t \text{ and } X_{i(t-1)} > 0\}$  and  $k = \arg \min_{i \in S} h_i$ .

Move  $O_t/p_k$  of  $X_{kt}$  to period  $t - 1$ .

- (b) Let  $S = \{i \in [N] : 0 < p_i \cdot X_{it} < O_t \text{ and } X_{i(t-1)} > 0\}$ , and let  $fs_{it}$  denote the minimum savings in setup time by not producing product  $i$  in period  $t$ . Formally,

$$fs_{it} = \begin{cases} \sum_j T_{ijt} \cdot s_{ij} & \text{if } \alpha_{it} = 1 \text{ and } \alpha_{i(t+1)} = 0 \text{ and } X_{it} > 0, \\ \min_{\substack{X_{kt} > 0, X_{jt} > 0 \\ k \neq i, j \neq i}} [s_{ki} + s_{ij} - s_{kj}] & \text{if } \alpha_{it} = 0 \text{ and } \alpha_{i(t+1)} = 0 \text{ and } X_{it} > 0, \\ 0 & \text{otherwise.} \end{cases}$$

Note that  $\alpha_{i(t+1)} = 1$  is not considered because it would modify the production sequence in downstream periods.

Let  $k = \arg \min_{i \in S} (p_i \cdot X_{it} + fs_{it} : p_i \cdot X_{it} + fs_{it} \geq O_t)$ . If  $k$  is not defined, then  $k = \arg \max_{i \in S} (p_i \cdot X_{it} + fs_{it})$ .

Move all  $X_{kt}$  to period  $t - 1$  and return to (a) if  $O_t > 0$ .

- (c) Let  $S = \{i \in [N] : p_i \cdot X_{it} \geq O_t\}$  and  $k = \arg \min_{i \in S} h_i$ .

Move  $O_t/p_k$  of  $X_{kt}$  to period  $t - 1$ .

- (d) Let  $S = \{0 < p_i \cdot X_{it} < O_t\}$  and  $k = \arg \min_{i \in S} (p_i \cdot X_{it} + fs_{it} : p_i \cdot X_{it} + fs_{it} \geq O_t)$ .

If  $k$  is not defined, then  $k = \arg \max_{i \in S} (p_i \cdot X_{it} + fs_{it})$ .

Move all  $X_{kt}$  to period  $t - 1$ , and return to (a) if  $O_t > 0$ .

We note that steps (c) and (d) are similar to (a) and (b), respectively, however, they lead to a higher capacity consumption in period  $t - 1$  since a new setup has to be performed. This is the reason for placing step (c) after step (b) as opposed to execute (a) and (c) simultaneously. Proceeding from the last period to the first period, the solution is either feasible or there is overtime in period one (and no feasible solution is generated). We point out that finding a feasible solution is NP-complete, Trigeiro et al. [1989]. If the first two steps do not find a feasible solution, then the entire heuristic fails.

The following steps try to improve the quality of the initial solution. Let  $\phi = \{(i, t) : X_{it} > 0\}$ , let  $fc_{it}$  denote the minimum savings in setup costs by not producing product  $i$  in period  $t$  (its expression is identical to  $fs_{it}$  with setup costs instead of setup times as one of the arguments), and let  $Ca_t = \max\left\{0, C_t - \sum_i p_i \cdot X_{it} - \sum_{ij} s_{ij} \cdot T_{ijt}\right\}$  denote the available (idleness) capacity in period  $t$ . The third step of the heuristic is a backwards pass in time that seeks to avoid the cost and capacity consumption of a setup, by moving an entire lot of product  $i^*$  from period  $t$  to the closest previous period  $t_f^*$  in which product  $i^*$  is produced and there is enough idle capacity ( $Ca_{t_f^*} > p_i \cdot X_{i^*t}$ ) to absorb the new lot, where

$$(i^*, t_f^*) = \arg \max_{\substack{(i, t_f) \in \phi, (i, t) \in \phi \\ t_f < t, Ca_{t_f} > p_i \cdot X_{it}}} [fc_{it} - h_i \cdot X_{it} \cdot (t - t_f)].$$

Note that these operations may destroy feasibility which needs to be recovered at the end.



The fourth step is a forward pass that seeks to reduce inventory holding costs, by shifting forward a fraction or an entire lot of product  $i$  from a source period  $t$  to a target period  $t_f$  in which product  $i$  is also produced ( $X_{it_f} > 0$ ). This move is similar to the one presented by Hindi et al. [2003], but with a different purpose. Our objective is optimality, while their is feasibility. The candidate products have currently a positive inventory level ( $I_{it} > 0$ ). In each iteration, the production quantity  $Q_{i^*t_f}^t$  of product  $i^*$  is carried over from period  $t$  into period  $t_f^*$ , where

$$(i^*, t_f^*) = \arg \max_{i \in [N], t_f \in \{1, \dots, T-1\}} \left[ h_i \cdot Q_{it_f}^t \cdot (t_f - t) : X_{it_f} > 0 \right],$$

$$Q_{it_f}^t = \min\{X_{it}, I_{it}, I_{i(t+1)}, \dots, I_{i(t_f-1)}, C_{t_f}\}.$$

Finally, the last step looks for improvements in the links between adjacent periods, in a forward pass. The sequencing procedure of the second step may generate a schedule in which the machine is set up to produce product  $i$  at the beginning of period  $t+1$  ( $\alpha_{i(t+1)} = 1$ ), without producing  $i$  in that period ( $X_{i(t+1)} = 0$ ). If there is a product  $j$  such that  $X_{jt} > 0$ ,  $X_{j(t+1)} > 0$ ,  $\alpha_{j(t+1)} = 0$ ,  $j \neq i$ , then by assigning  $\alpha_{j(t+1)} = 1$ ,  $\alpha_{i(t+1)} = 0$  a setup is eliminated in period  $t+1$ . Let  $S = \{j \in [N] : X_{jt} > 0, X_{j(t+1)} > 0, \alpha_{jt} = 0, \alpha_{j(t+2)} = 0\}$  be the set of candidate products. The last two conditions in the definition of  $S$  restrict the current analysis to periods  $t$  and  $t+1$  (otherwise other periods would have to be rescheduled). To select product  $i^*$  from  $S$  we compute for every  $j \in S$  variables  $\Delta I_j$  and  $\Delta O_j$ , in the same way as in the sequencing procedure, except that all quantities are computed with respect to  $c_{ij}$  (see Appendix A). To compute  $\Delta O_j$  and  $\Delta I_j$  we only take into account products that are produced in periods  $t$  and  $t+1$ , respectively. The selected product has the minimum aggregated variability  $i^* = \arg \min_{j \in S} (\Delta O_j + \Delta I_j)$ . Then, both periods  $t$  and  $t+1$  are rescheduled with the input  $\alpha_{i^*(t+1)} = 1$ .

From all the steps described before, only the third and the fifth steps may generate unfeasible schedules due to the creation of overtime in a period. Whenever this occurs, we try to recover feasibility by applying the four options of step 2 from the last period with overtime backwards.

## 4 Computational Results

All computational experiments in this section were performed on an IBM personal computer with a 3.2 GHz CPU and 1GB of random access memory. CPLEX version 9.0 from ILOG was used as the mixed integer programming solver. We used the instance generator described in Section 2.1.1 to generate random instances. For each type of instance, characterized by the quadruple  $N$ ,  $T$ ,  $Cut$  and  $\theta$ , we present the average of the values obtained in 10 randomly generated instances.

We first compare the LP relaxations of models  $F_1$  and  $F_2$ , both strengthened with the  $(l, S)$  and  $(W_t)$  valid inequalities. Let  $F_{1LP}$  and  $F_{2LP}$  denote the values of the linear relaxations of  $F_1$  and  $F_2$ , respectively, and let  $F_{1LP}^*$  and  $F_{2LP}^*$  denote the values of the linear relaxations of  $F_1$  and  $F_2$  including all the  $(l, S)$  and  $W_t$  cuts, respectively. The separation algorithms for inequalities (13) and (18) were coded in OPL version 3.7 from ILOG. We solved the minimum cut problem of the disconnected subtour separation algorithm with the Ford-Fulkerson's algorithm. The running times of the linear relaxation of  $F_2$  strengthened with the  $(l, S)$  and  $(W_t)$  valid inequalities were always less than 150 seconds for all instances. As an example, with  $T = 10$  and  $N = 25$ , model  $F_1$  has 6760 columns and 4135 rows. Figure 5 presents the gap  $\frac{F_{2LP}^* - F_{1LP}^*}{F_{1LP}^*}$ . As proved in Section 2.2, formulation  $F_2$  is stronger than formulation  $F_1$ . The gap increases with the number of time periods.

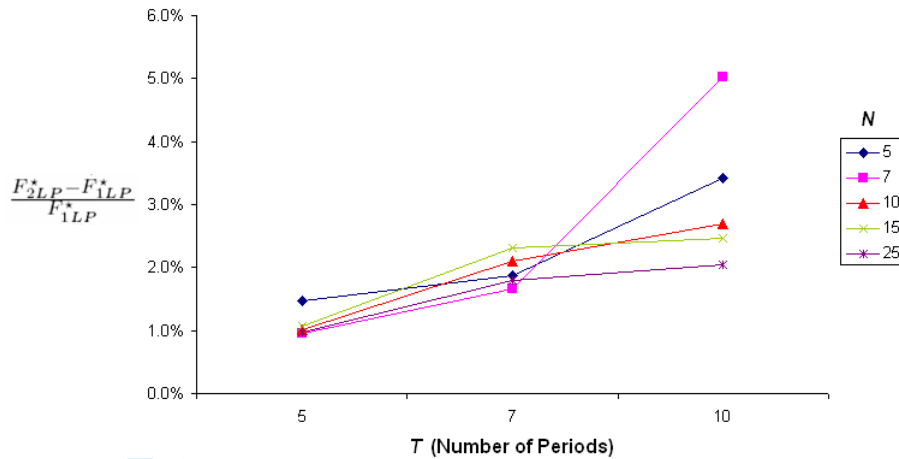


Figure 5: Comparison of  $F_{1LP}^*$  and  $F_{2LP}^*$  for  $Cut = 0.6$  and  $\theta = 100$

We next determine the impact of the  $(l, S)$  and  $(W_t)$  inequalities with respect to  $F_{2LP}$ . Let  $F_{2LP}^{(l,S)}$  be the value of the linear relaxation of  $F_{2LP}$  including the  $(l, S)$  cuts and let  $F_{2LP}^{(W_t)}$  be the value of the linear relaxation of  $F_{2LP}$  including the  $(W_t)$  cuts. The computational results are displayed in Table 4. Both  $(l, S)$  and  $(W_t)$  inequalities improve the lower bound, with an effect that increases (decreases) with the number of periods (products). Clearly, the improvement provided by the  $(l, S)$  cuts is especially noteworthy.

Table 5 reports the average deviation of the optimal solution from the lower bound  $F_{2LP}^*$ , i.e., its integrality gap. As in Section 2.1.1, the empty buckets mean that at least one of the instances could not be solved optimally within a 3600 seconds time limit.

Table 4: Comparison (%) of  $F_{2LP}^{(l,S)}$  and  $F_{2LP}^{(W_t)}$  with  $F_{2LP}$  for  $Cut = 0.6$  and  $\theta = 100$

N	$(F_{2LP}^{(l,S)} - F_{2LP})/F_{2LP}$			$(F_{2LP}^{(W_t)} - F_{2LP})/F_{2LP}$		
	T			T		
	5	7	10	5	7	10
5	102.1	177.1	276.0	16.1	44.1	86.1
7	96.1	148.8	256.3	3.8	16.4	41.2
10	87.1	142.7	231.9	0.9	3.3	14.3
15	81.5	133.0	204.0	0.4	0.6	2.4
25	79.5	124.5	191.3	0.2	0.2	0.3

It is clear that the quality of the lower bound is significantly improved as the number of products ( $N$ ) increases, and the quality seems to be independent of the number of periods ( $T$ ). The results show that, on average, the integrality gap of the instances with  $\theta = 50$  is lower than the integrality gap of the instances with  $\theta = 100$ . Nevertheless, this difference becomes smaller as the number of products in a problem instance increases. In both cases, from 25 onwards the gap is below 1%.

To generate an upper bound, we implemented the heuristic from Section 3 in C++ by using Visual Studio 6.0 as development environment. Tables 6 and 7 display the minimum, average, and

Table 5: Integrality gap (%) for  $Cut = 0.6$ 

$N$	$\theta = 50$			$\theta = 100$		
	$T$			$T$		
	5	7	10	5	7	10
5	2.7	3.1	2.5	5.6	6.7	5.9
7	1.5	2.1	2.3	4.3	4.5	4.6
10	1.5	0.9	0.9	2.5	3.1	
15	1.0	0.9		1.5		
25	0.8	1.0		0.7		

maximum gap of the heuristic solution from the lower bound, for  $\theta = 50$  and  $\theta = 100$ , respectively. The running times of the heuristic were always less than 0.4 seconds for all of the instances.

Table 6: Gap (%) between the lower and upper bounds for  $Cut = 0.6$  and  $\theta = 50$ 

$N$	$T$		
	5	7	10
5	2.8/6.4/12.7	2.5/8.3/19.2	2.0/6.4/15.6
7	2.3/6.0/9.9	2.7/7.0/12.7	2.6/6.6/10.3
10	5.6/9.5/18.0	4.7/8.9/13.4	3.3/7.7/14.9
15	4.7/9.7/14.6	4.9/10.0/18.9	6.3/10.1/12.4
25	6.5/9.9/11.9	6.0/11.1/14.9	8.6/12.0/16.3

minimum / average / maximum gap (%)

Table 7: Gap (%) between the lower and upper bounds for  $Cut = 0.6$  and  $\theta = 100$ 

$N$	$T$		
	5	7	10
5	6.8/15.4/22.6	10.3/15.8/18.5	5.1/15.2/26.4
7	4.6/12.9/19.0	6.4/13.5/19.1	9.5/14.5/17.9
10	6.6/13.6/20.1	9.6/13.4/15.5	7.7/13.5/20.7
15	12.9/17.0/20.5	10.4/16.7/21.4	11.9/16.7/23.1
25	20.3/24.0/26.4	21.9/24.1/25.9	20.2/23.6/26.7

minimum / average / maximum gap (%)

The heuristic found a feasible solution for all problem instances. The flexibility of the four options of step 2 of the heuristic enables us to find feasible solutions, even for tightly capacitated instances. The results indicate that for both  $\theta = 50$  and  $\theta = 100$  the heuristic performance deteriorates as the number of products increases. This situation is pronounced when the setup costs are considerable higher than the inventory costs ( $\theta = 100$ ). The performance of the heuristic is not influenced by the number of periods. The amplitude of the gap between the lower and upper bounds tends to decrease as the number of product increases. Recall that in our production setting from the glass industry, typically  $\theta = 50$  and thus Table 6 is more relevant. Based on Table 5, we also conclude that the most significant portion of the gap comes from the heuristic (and not from

1  
2  
3  
4 a weak lower bound).

5 To the best of our knowledge, Gupta and Magnusson [2005] is the only paper in the literature to  
6 publish results (gaps between lower and upper bounds) for this problem. However, since inventories  
7 and production quantities are expressed in units of capacity (normalized to one), they adapted  
8 the parameters of the instance generator used by Haase and Kimms [2000]. By comparing our  
9 parameters with the parameters of their generator, their instances are similar to the case with  
10  $\theta = 50$ . The authors present the performance of their heuristic from  $N = 2$  to  $N = 15$  for  $T = 4$ ,  
11 and from  $T = 2$  to  $T = 15$  for  $N = 4$ . For problem instances with 15 products and 4 periods, Gupta  
12 and Magnusson [2005] report an average gap between lower and upper bounds of approximately  
13 20%, and for problem instances with 4 products and 15 periods an average gap of approximately  
14 30%. From Table 6 it clearly follows that our models and the heuristic are better.  
15  
16  
17

## 18 5 Concluding Remarks

19  
20 We have presented two novel exact formulations for modeling setup carryover in the challenging  
21 CLSP problem with sequence dependent setup times and costs. The models are simpler than other  
22 available in the literature. Note that all the models published so far only perform a setup whenever  
23 there is sufficient time available to do it entirely. In the case of very large setup times (as the ones  
24 observed in the glass container industry that may reach 120 hours), setup operations may start at  
25 the end of one period and finish at the beginning of the following period. This new feature has not  
26 yet been incorporated in CLSP models.  
27

28 We have formally shown that one of the formulations is stronger than the other and we have  
29 implemented valid inequalities that enable us to reduce the integrality gap of the LP relaxation  
30 with a desirable property: the integrality gap reduces as the number of products increases (it is  
31 independent on the number of periods). It is clearly important to find strategies to combine even  
32 stronger valid inequalities based on the polyhedral structure of this problem with tighter reformula-  
33 tions. These inequalities should take into account the capacity constraints and the potential cycles  
34 and paths of products sequence in each time period.  
35

36 We have described a five-step heuristic that is effective both in finding a feasible solution and  
37 in producing good solutions to these problems (measured by the gap between the lower and upper  
38 bounds). The simplicity of this heuristic enables its implementation as a building block of more  
39 complex heuristics and metaheuristics. It is worth pointing out that it may effectively generate  
40 good initial solutions and repair infeasibilities due to capacity requirements of solutions generated  
41 by any local search procedure.  
42  
43  
44

## 45 Acknowledgments

46 The authors are grateful to Professor Stephen C. Graves from the Sloan School of Management for  
47 his helpful comments.

48 The first author is also grateful to the Portuguese Foundation for Science and Technology for  
49 awarding him the PhD grant SFRH/BD/23987/2005.  
50  
51  
52

## 53 A The Sequencing Heuristic

54 In this section, we present a heuristic to sequence  $N$  products in order to minimize the sequence  
55 dependent setup times  $s_{ij}$ . Since cycles are not taken into account and each product is produced,  
56  
57  
58  
59  
60

the final sequence (path) has  $N - 1$  edges. The sequencing heuristic is given in Algorithm 1, where  $\Theta$  is a large number, e.g.,  $\Theta = 1 + \max_{i,j} s_{ij}$ .

```

loop  $N - 1$  times
  for  $k = 1$  to  $N$ 
     $i_1 = \arg \min_{i \in [N]} (s_{ik} : s_{ik} \neq \Theta)$ 
     $i_2 = \arg \min_{i \in [N] \setminus \{i_1\}} (s_{ik} : s_{ik} \neq \Theta)$ 
     $j_1 = \arg \min_{j \in [N]} (s_{kj} : s_{kj} \neq \Theta)$ 
     $j_2 = \arg \min_{j \in [N] \setminus \{j_1\}} (s_{kj} : s_{kj} \neq \Theta)$ 
     $\Delta O_k = s_{kj_2} - s_{kj_1}$ 
     $\Delta I_k = s_{i_2k} - s_{i_1k}$ 
  end for
   $i' = \arg \max_i (\Delta O_i), j'' = \arg \min_{j \in [N]} (s_{i'j})$ 
   $j' = \arg \max_j (\Delta I_j), i'' = \arg \min_{i \in [N]} (s_{ij'})$ 
  if  $\Delta O_{i'} > \Delta I_{j'}$  or  $(\Delta O_{i'} = \Delta I_{j'} \text{ and } s_{i'j''} \leq s_{i''j'})$  then
     $T_{i'j''t} = 1$ 
  else
     $T_{i''j't} = 1, i' = i'', j'' = j'$ 
  end if
   $s_{j'i''} = \Theta$ 
  for  $k = 1$  to  $N$ 
     $s_{i'k} = s_{kj''} = \Theta$ 
  end for
end loop

```

**Algorithm 1:** The Sequencing Procedure in Period  $t$

Figure 6 gives an example of the above procedure. Instead of setting the time of already considered arcs to  $\Theta$ , we delete such arcs.

		$j$										
$s_{ij}$		1	2	3	4	5	6	7	8	9	10	$\Delta O_i$
$i$	1	103	185	121	123	137	154	148	190	189	18	
	2	132	116	144	105	154	126	116	184	120	11	
	3	182	137	123	103	131	133	169	148	170	20	
	4	139	130	188	128	198	118	156	156	108	10	
	5	106	160	173	169	179	101	153	171	118	5	
	6	113	140	177	164	174	145	165	180	141	27	
	7	130	146	116	101	178	135	118	188	188	15	
	8	127	114	123	129	153	112	190	185	181	2	
	9	179	182	164	181	176	195	143	140	168	27	
	10	107	163	130	144	121	142	148	192	129	14	
$\Delta I_j$		1	11	0	20	2	19	12	2	9	10	

sequence : 9-7

		$j$										
$s_{ij}$		1	2	3	4	5	6	7	8	9	10	$\Delta O_i$
$i$	1	103	185	121	123	137	154	148	190	189	18	
	2	132	116	144	105	154	116	184	120	11		
	3	182	137	123	103	131	133	169	148	170	20	
	4	139	130	188	128	198	118	156	156	108	10	
	5	106	160	173	169	179	101	153	171	118	12	
	6	113	140	177	164	174	145	165	180	141	27	
	7	130	146	116	101	178	135	118	188	188	15	
	8	127	114	123	129	153	112	190	185	181	2	
	9	179	182	164	181	176	195	143	140	168	27	
	10	107	163	130	144	121	142	148	192	129	14	
$\Delta I_j$		1	11	0	20	2	19	12	2	9	10	

sequence : 9-7 6-1

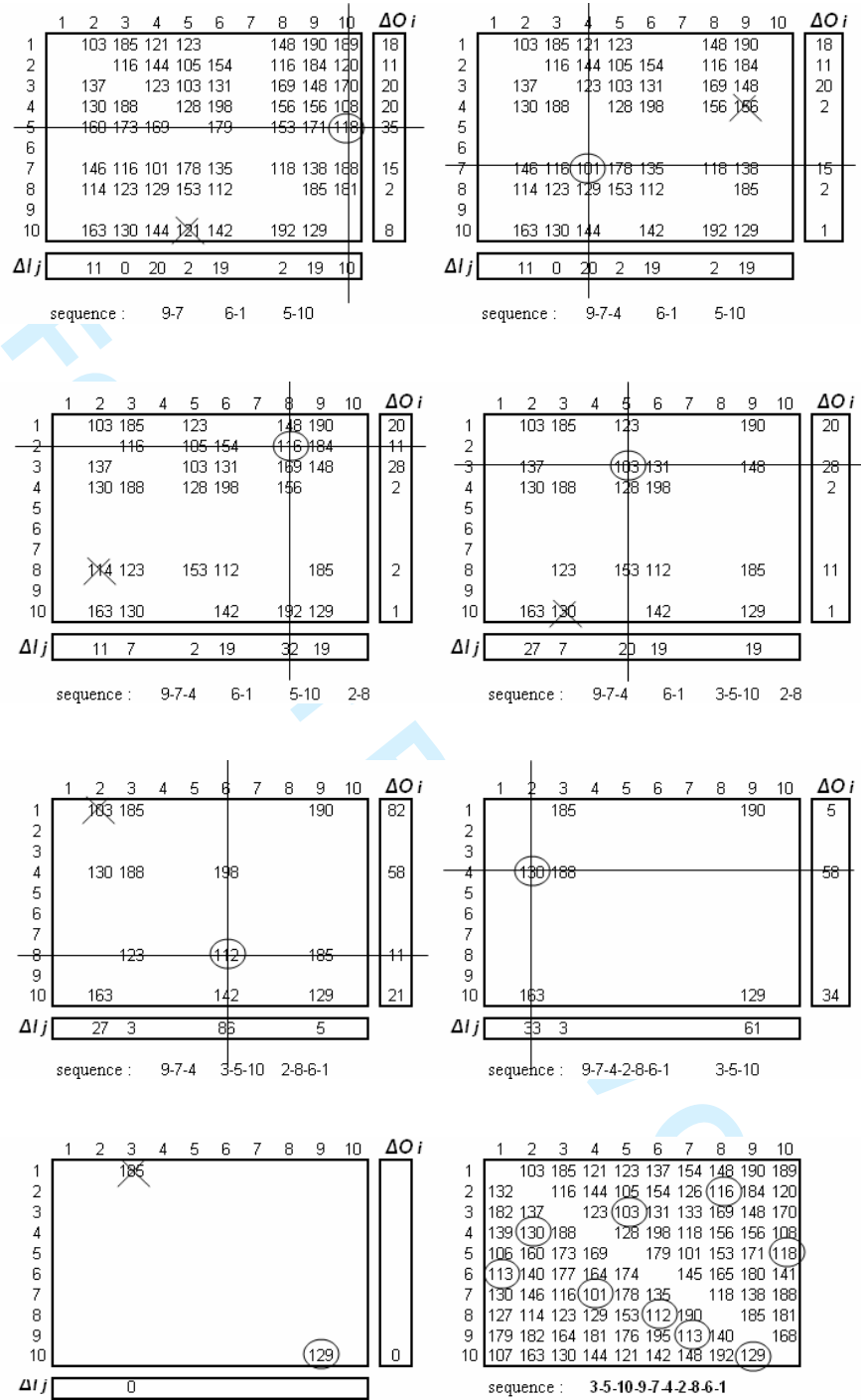


Figure 6: Illustrative example

## References

R. K. Ahuja, T. L. Magnanti, and J. B. Orlin. *Network Flows: Theory, Algorithms, and Applications*. Prentice-Hall, Englewood Cliffs, NJ, 1993.

- 1  
2  
3  
4 B. Almada-Lobo, J. F. Oliveira, and M. A. Carravilla. A note on “The capacitated lot-sizing  
5 and scheduling problem with sequence-dependent setup costs and setup times”. *Computers and*  
6 *Operations Research*, doi: 10.1016/j.cor.2006.08.019, 2006.  
7  
8 I. Barany, T. J. Vanroy, and L. A. Wolsey. Strong formulations for multi-item capacitated lot  
9 sizing. *Management Science*, 30(10):1255–1261, 1984.  
10  
11 A. R. Clark and S. J. Clark. Rolling-horizon lot-sizing when set-up times are sequence-dependent.  
12 *International Journal of Production Research*, 38(10):2287–2307, 2000.  
13  
14 A. Drexel and A. Kimms. Lot sizing and scheduling - survey and extensions. *European Journal of*  
15 *Operational Research*, 99(2):221–235, 1997.  
16  
17 M. Gopalakrishnan. A modified framework for modelling set-up carryover in the capacitated lot-  
18 sizing problem. *International Journal of Production Research*, 38(14):3421–3424, 2000.  
19  
20 M. Gopalakrishnan, K. Ding, J. M. Bourjolly, and S. Mohan. A tabu-search heuristic for the  
21 capacitated lot-sizing problem with set-up carryover. *Management Science*, 47(6):851–863, 2001.  
22  
23 M. Gopalakrishnan, D. M. Miller, and C. P. Schmidt. A framework for modeling setup carryover  
24 in the capacitated lot-sizing problem. *International Journal of Production Research*, 33(7):1973–  
25 1988, 1995.  
26  
27 D. Gupta and T. Magnusson. The capacitated lot-sizing and scheduling problem with sequence-  
28 dependent setup costs and setup times. *Computers and Operations Research*, 32(4):727–747,  
29 2005.  
30  
31 K. Haase. *Lot sizing and scheduling for Production Planning*. Lecture Notes in Economics and  
32 Mathematical Systems. Springer-Verlag, Berlin, 1994.  
33  
34 K. Haase and A. Kimms. Lot sizing and scheduling with sequence-dependent setup costs and times  
35 and efficient rescheduling opportunities. *International Journal of Production Economics*, 66(2):  
36 159–169, 2000.  
37  
38 K. S. Hindi, K. Fleszar, and C. Charalambous. An effective heuristic for the CLSP with set-up  
39 times. *Journal of the Operational Research Society*, 54(5):490–498, 2003.  
40  
41 S. Kang, K. Malik, and L. J. Thomas. Lotsizing and scheduling on parallel machines with sequence-  
42 dependent setup costs. *Management Science*, 45(2):273–289, 1999.  
43  
44 G. L. Nemhauser and L. A. Wolsey. *Integer and Combinatorial Optimization*. Wiley, New York,  
45 1988.  
46  
47 P. Porkka, A. P. J. Vepsalainen, and M. Kuula. Multiperiod production planning carrying over  
48 set-up time. *International Journal of Production Research*, 41(6):1133–1148, 2003.  
49  
50 C. R. Sox and Y. B. Gao. The capacitated lot sizing problem with setup carry-over. *IIE Transac-*  
51 *tions*, 31(2):173–181, 1999.  
52  
53 C. Suerie and H. Stadtler. The capacitated lot-sizing problem with linked lot sizes. *Management*  
54 *Science*, 49(8):1039–1054, 2003.  
55  
56  
57  
58  
59  
60

1  
2  
3  
4 W. Trigeiro, L. J. Thomas, and J. McClain. Capacitated lot-sizing with setup times. *Management*  
5 *Science*, 35(3):353–366, 1989.  
6  
7  
8  
9  
10  
11  
12  
13  
14  
15  
16  
17  
18  
19  
20  
21  
22  
23  
24  
25  
26  
27  
28  
29  
30  
31  
32  
33  
34  
35  
36  
37  
38  
39  
40  
41  
42  
43  
44  
45  
46  
47  
48  
49  
50  
51  
52  
53  
54  
55  
56  
57  
58  
59  
60

For Peer Review Only