



HAL
open science

Influence of food on the assimilation of selected metals in tropical bivalves from the New Caledonia lagoon: qualitative and quantitative aspects

Laëtitia Hédouin, Marc Metian, Thomas Lacoue-Labarthe, Renaud Fichez,
Paco Bustamante, Michel Warnau

► **To cite this version:**

Laëtitia Hédouin, Marc Metian, Thomas Lacoue-Labarthe, Renaud Fichez, Paco Bustamante, et al..
Influence of food on the assimilation of selected metals in tropical bivalves from the New Caledonia
lagoon: qualitative and quantitative aspects. *Marine Pollution Bulletin*, 2010, 61 (7-12), pp.568-575.
10.1016/j.marpolbul.2010.06.034 . hal-00511997

HAL Id: hal-00511997

<https://hal.science/hal-00511997v1>

Submitted on 26 Aug 2010

HAL is a multi-disciplinary open access archive for the deposit and dissemination of scientific research documents, whether they are published or not. The documents may come from teaching and research institutions in France or abroad, or from public or private research centers.

L'archive ouverte pluridisciplinaire **HAL**, est destinée au dépôt et à la diffusion de documents scientifiques de niveau recherche, publiés ou non, émanant des établissements d'enseignement et de recherche français ou étrangers, des laboratoires publics ou privés.

1 **Influence of food on the assimilation of selected metals in tropical bivalves from the**
2 **New Caledonia lagoon: qualitative and quantitative aspects**

3

4 Laetitia Hédouin¹⁻³, Marc Metian¹⁻², Thomas Lacoue-Labarthe², Renaud Fichez^{3†}, Paco
5 Bustamante² & Michel Warnau^{1*}

6

7 ¹ *International Atomic Energy Agency – Marine Environment Laboratories (IAEA-MEL),*
8 *4 Quai Antoine Ier, MC-98000 Principality of Monaco*

9 ² *Littoral, Environnement et Sociétés (LIENSs), UMR 6250 CNRS-Université de La*
10 *Rochelle, 2 rue Olympe de Gouges, F-17042 La Rochelle, France*

11 ³ *Institut de Recherche pour le Développement (IRD-Nouméa Center), BP A5, 98848*
12 *Nouméa cedex, New-Caledonia*

13

14 *Corresponding author: Michel Warnau

15 Current address: Littoral, Environnement et Sociétés (LIENSs)

16 UMR 6250 CNRS-Université de La Rochelle

17 2 rue Olympe de Gouges, F-17042 La Rochelle (France)

18 E-mail: warnaumichel@yahoo.com

19 Phone: +33 6 62 53 83 27

20

21 † Current address: IRD, Universidad Autonoma Metropolitana Iztapalapa, Departamento
22 de Hidrobiología, Col. Vicentina C.P. 09340, Iztapalapa, México D.F. & Université de la
23 Méditerranée, UMR CNRS 6535 LOPB, F-13007 Marseille, France.

24

25 **Abstract**

26

27 The present study aimed at examining the influence of food quality and quantity
28 on the assimilation efficiency (AE) of metals in two abundant bivalves in the New
29 Caledonia lagoon, the oyster *Isognomon isognomon* and the clam *Gafrarium tumidum*.
30 Bivalves were exposed via their food to the radiotracers of three metals of concern in
31 New Caledonia (^{54}Mn , ^{57}Co and ^{65}Zn) under different feeding conditions (phytoplankton
32 species, cell density, and cell-associated metal concentration). When bivalves were fed
33 *Heterocapsa triquetra*, *Emiliania huxleyi* and *Isochrysis galbana*, AE of Mn, Co and Zn
34 was strongly influenced by the phytoplankton species and by the metal considered. In
35 contrast, when fed one given phytoplankton species previously exposed to different
36 concentrations of Co, phytoplankton-associated Co load had no influence on the AE and
37 on the retention time of the metal in both bivalves. Metals ingested with *I. galbana*
38 displayed generally the highest AE in both bivalve species, except for Mn in clams for
39 which the highest AE was observed for *H. triquetra*. Influence of food quantity was
40 investigated by exposing bivalves to different cell densities of *I. galbana* (5×10^3 , 10^4 or
41 5×10^4 cell ml^{-1}). As for food quality, food quantity was found to influence AE of Mn, Co
42 and Zn, the highest AE being observed when bivalves were fed the lowest cell density.
43 Overall, results indicate that the two bivalve species are able to adjust their feeding
44 strategies according to the food conditions prevailing in their environment.

45

46 **Keywords:** Mollusks, *Isognomon isognomon*, *Gafrarium tumidum*, New Caledonia,
47 Radiotracer, Feeding

48

49

50 **1. Introduction**

51

52 Changes in coastal ecosystem functioning due to anthropogenic metal inputs is a
53 worldwide issue of concern especially as metals are not biodegradable and enter
54 biogeochemical cycles (Tessier and Turner, 1995). In the coral reef lagoon of New-
55 Caledonia, metal contamination is a critical problem in relation with its extreme
56 biodiversity (Labrosse et al., 2000). Indeed, the lagoon is subject to an increasing
57 environmental pressure imposed by urban development and intensive mining activities. In
58 addition, the use of hydrometallurgic process employing heated and pressured sulphuric
59 acid (lixiviation) has been recently developed in New Caledonia and is expected to be
60 implemented at industrial scale early 2010 (Goro-Nickel, 2001, 2003). Such a process
61 will provide new potential to exploit laterite soils that display lower nickel (Ni) contents
62 than garnierite ores currently used in pyrometallurgic plants, such as at the Société Le
63 Nickel, and will allow recovering the cobalt (Co) as a by-product (Mihaylov et al., 2000;
64 Dalvi et al., 2004). However, the Ni and Co extraction based on lixiviation is an
65 unselective process that may result in additional discharges of by-product metals such as
66 chromium (Cr), iron (Fe), manganese (Mn) or zinc (Zn) (Goro-Nickel, 2001; Baroudi et
67 al., 2003).

68 Although long lasting contamination exists in New Caledonia (Laganier, 1991;
69 Ambatsian et al., 1997) with high levels of metals reported in coastal marine sediments
70 (e.g. Fernandez et al., 2006), few data on contamination levels in marine organisms and
71 possible local marine ecosystem impairments are available so far in the open literature

72 (e.g. Monniot et al., 1994; Dalto et al., 2006; Hédouin et al., 2008a,b; Metian and
73 Warnau, 2008; Chauvelon et al., 2009). Therefore, programmes for monitoring possible
74 impact of the land-based mining activities in the New Caledonia lagoon are needed. Such
75 programmes should largely rely on the use of biomonitor species, as already developed
76 and implemented in temperate areas (e.g. US and EU Mussel Watches; see e.g. Goldberg
77 et al., 1983; Warnau and Acuña, 2007; Thébault et al., 2008). Indeed, the main advantage
78 of the biomonitoring approach compared to direct measurement in water or sediment is to
79 provide a direct and time-integrated assessment of the metal fraction that is actually
80 available to the organisms (bioavailable fraction) (e.g., Phillips, 1991; Coteur et al., 2003;
81 Danis et al., 2004; Metian et al., 2008b).

82 In this context, both experimental and field studies have recently identified the
83 oyster *Isognomon isognomon* and the clam *Gafrarium tumidum* as promising candidates
84 biomonitoring metal contamination in New Caledonia lagoon waters (Metian et al., 2005;
85 Hédouin et al., 2006, 2007, 2008a; Chauvelon et al., 2009).

86 It is now well established that food is often a dominant pathway for metal
87 bioaccumulation in marine invertebrates and that food composition and/or quantity can
88 strongly influence metal assimilation efficiency (AE) (e.g., Borchardt, 1983; Riisgard et
89 al., 1987; Wang and Fisher, 1999a). Furthermore, feeding processes such as filtration rate
90 are flexible in marine filter-feeding organisms and may be adapted according to the
91 changes in environmental conditions such as food quantity and/or composition (e.g.,
92 Widdows and Donkin, 1992; Navarro and Iglesias, 1993). For example, Cd assimilation
93 in the mussel *Mytilus edulis* is inversely related to food quantity (Borchardt, 1983). In the
94 scallop *Pecten maximus*, food is the main bioaccumulation pathway for Ag (~98%) when

95 diet is composed of Bacillariophyceae phytoplankton whereas dietary contribution drops
96 below 40% when the scallop is fed Prymnesiophyceae phytoplankton (Metian et al.,
97 2008a). Furthermore, heterorhabdic bivalves (those which gills are composed of 2
98 different filament types) are also able to select the particles that they are ingesting (Ward
99 et al., 1998), which results in a preferential ingestion of nutritionally-rich particles that
100 may also affect metal influx from food (e.g., Bayne, 1993; Wang and Fisher, 1997).

101 The objective of this study was thus to investigate the possible influence of food
102 quality (i.e. phytoplankton species) and quantity on the assimilation efficiency of three
103 metals of concern in New Caledonia lagoon waters (Co, Mn and Zn) in the oyster
104 *Isognomon isognomon* and the clam *Gafrarium tumidum*. The variations in the feeding
105 conditions that were considered are: (1) the phytoplankton species used as food, (2) the
106 phytoplankton density and (3) the metal concentration associated with phytoplankton.
107 Radiotracer techniques were used to enhance the detection sensitivity of metals and to
108 allow for measuring metal flux at environmentally realistic contaminant concentrations
109 (Warnau and Bustamante, 2007).

110

111 **2. Materials and Methods**

112

113 *2.1. Collection and Acclimation*

114

115 The organisms (n = 100 per species) were collected by SCUBA diving in Maa
116 Bay (oysters *Isognomon isognomon*) or by hand-picking in Dumbea Bay (clams
117 *Gafrarium tumidum*) in October 2003. Both locations are located 15 to 20 km north of

118 Nouméa City, New Caledonia. Body size is known to affect bioaccumulation of metals in
119 marine organisms (e.g., Boyden, 1974; Warnau et al., 1995); hence, according to previous
120 preliminary studies (Metian, 2003; Hédouin et al., 2006, 2008a), only individuals with a
121 shell longer than 70 mm (*I. isognomon*) or a shell wider than 35 mm (*G. tumidum*) were
122 used in the experiments. After collection, clams and oysters clams were shipped to IAEA-
123 MEL premises in Monaco, where they were acclimated for 2 months to laboratory
124 conditions (open circuit aquarium; water renewal: 30% hr⁻¹; salinity: 36 p.s.u.;
125 temperature T° = 25 ± 0.5°C; pH = 8.0 ± 0.1; light/dark cycle: 12 hrs/12 hrs) simulating
126 the conditions prevailing in the New Caledonia lagoon. During acclimation, bivalves
127 were fed phytoplankton using the Prymnesiophyceae *Isochrysis galbana* (10⁴ cells ml⁻¹).
128 Recorded mortality was lower than 5% over the acclimation period.

129

130 2.2. Radiotracers and Counting

131

132 Investigated elements (Co, Mn and Zn) were introduced into the experimental
133 microcosms as radiotracers of high specific activity, purchased from Amersham, UK
134 (⁵⁷Co in 0.1M HCl, T_{1/2} = 271.8 d) and Isotope Product Lab., USA (⁵⁴Mn in 0.1M HCl, T_{1/2}
135 = 312.2 d; ⁶⁵Zn in 0.5M HCl; T_{1/2} = 243.9 d).

136 Radioactivity was measured using a high-resolution γ -spectrometer system
137 composed of three Germanium -N or P type- detectors (EGNC 33-195-R, Eurysis[®])
138 connected to a multi-channel analyzer and a computer equipped with a spectra analysis
139 software (Interwinner[®] 6). The radioactivity of the samples was determined by
140 comparison with standards of known activities and of appropriate geometry.

141 Measurements were corrected for counting efficiency, background and physical
142 radioactive decay. Counting times were adapted to obtain counting rates with propagated
143 errors less than 5% (Rodriguez y Baena et al., 2006a).

144

145 2.3. Experimental Procedures

146

147 2.3.1. Testing the influence of Co concentration in food

148

149 *Isochrysis galbana* cells from an axenic stock culture were resuspended into 4
150 erlenmeyer flasks (light/dark cycle: 12 hrs/12 hrs at 25°C). Each flask contained 500 ml
151 sterile-filtered seawater enriched with f/2 nutrients without EDTA and Si (Guillard,
152 1975). Flasks were spiked with 4 increasing Co concentrations (0, 5, 50, 500 ng l⁻¹) and
153 phytoplankton was allowed to grow under these conditions for 6 d. Added Co
154 concentrations were realized using increasing amount of Co(NO₃)₂ (synthesis quality,
155 Merck) and a fixed activity of the corresponding radiotracer ⁵⁷Co (2.5 kBq l⁻¹,
156 corresponding to 0.13 ng Co l⁻¹). The range of concentrations selected covers those
157 encountered in the New Caledonia lagoon waters (Fernandez et al., 2002; Goro-Nickel,
158 2004). After 6 d of incubation, cell density increased from 10³ to 1.5 x 10⁶ cell ml⁻¹. The
159 cells were gently filtered (1 µm-mesh size, Nuclepore[®] Polycarbonate filters) and
160 resuspended in clean seawater. The radioactivity of the radiolabelled *I. galbana* in each
161 flask was γ-counted before and after the filtration. The radioactivity of algal cells used in
162 feeding experiments was not significantly different among the different flasks, with an
163 average calculated activity of 0.49 ± 0.14 µBq cell⁻¹.

164 For each added Co concentration, 4 groups of 9 oysters (shell length from 71 to 94
165 mm) and 4 groups of 9 clams (shell width from 35 to 40 mm) were placed in 4 aquaria
166 containing 16 l of 0.45- μm filtered natural seawater (close circuit aquaria constantly
167 aerated; other parameters as previously described). Oysters were acclimated for one week
168 to these conditions and seawater was renewed daily. Bivalves from each aquarium were
169 then allowed to feed for 2 hrs on one out of the 4 batches of previously radiolabelled
170 *Isochrysis galbana* (10^4 cell ml^{-1}) (pulse-chase feeding method; see e.g. Warnau et al.,
171 1996b).

172 Empty shells were placed as control in each aquarium to check for any direct
173 uptake of radiotracers from seawater due to possible recycling from phytoplankton cells
174 during the 2-hr feeding period (Metian et al., 2007). These control shells were
175 radioanalysed at regular intervals of time.

176 At the end of the feeding period, all organisms were γ -counted and open circuit
177 conditions were restored (water renewal rate: $30\% \text{ hr}^{-1}$; salinity: 36 p.s.u.; $T^\circ = 25 \pm$
178 0.5°C ; pH = 8.0 ± 0.1 ; light/dark cycle: 12 hrs/12 hrs). From that time on, all individuals
179 were γ -counted at different time intervals over a 25-d period in order to determine the
180 whole-body depuration kinetics of the radiotracers ingested with food. Throughout the
181 depuration period, bivalves were fed daily for 1 hr non-radiolabelled phytoplankton
182 (*Isochrysis galbana*, 10^4 cell ml^{-1}).

183

184 2.3.2. Testing the influence of phytoplankton species

185

186 Two batches of 9 oysters (shell length from 73 to 90 mm) and 2 batches of 9
187 clams (shell width from 35 to 44 mm) were placed in 2 aquaria containing 16 l of 0.45-
188 μm filtered natural seawater (close circuit aquaria constantly aerated; other parameters as
189 previously described). Clams and oysters were acclimated to these conditions for 1 week
190 (daily seawater renewal) and then fed either radiolabelled *Emiliania huxleyi* or
191 *Heterocapsa triquetra* (10^4 cell ml^{-1}) for 2 hrs (pulse-chase feeding) in order to assess the
192 possible influence of the phytoplankton species on metal assimilation efficiency and
193 retention capacity in the bivalves. Both phytoplankton species occur naturally in several
194 bays of the New Caledonia lagoon where the clams and oysters are living (Jacquet et al.,
195 2006).

196 For radiolabelling phytoplankton species, experimental approaches conducted on
197 *I. galbana* were applied to the Prymnesiophyceae *E. huxleyi* and to the Dinophyceae *H.*
198 *triquetra*. Cells from axenic stock cultures were re-suspended in two different erlenmeyer
199 flasks (10^3 cell ml^{-1}), containing 4.5 l sterile-filtered seawater enriched with f/50 for *E.*
200 *huxleyi* and enriched with f/2 nutrients without EDTA and Si for *H. triquetra* (Guillard,
201 1975). The two cultures were spiked with 5 kBq l^{-1} of ^{54}Mn , ^{57}Co and ^{65}Zn ,
202 corresponding to 3.6 ng Mn l^{-1} , 25 ng Co l^{-1} and 60 ng Zn l^{-1} . The cultures were then
203 incubated for 6 d at 25°C (light/dark cycle: 12 hrs/12 hrs). After incubation, the cell
204 densities were 7×10^5 cell ml^{-1} for *E. huxleyi* and 1.6×10^5 cell ml^{-1} for *H. triquetra*. The
205 cells were then gently filtered, resuspended in clean seawater and γ -counted as described
206 above (section 2.3.1.). The radioactivity of algal cells used in the feeding experiments
207 was 0.26 ± 0.18 $\mu\text{Bq cell}^{-1}$ for *E. huxleyi* and 0.96 ± 0.11 $\mu\text{Bq cell}^{-1}$ for *H. triquetra* for

208 ^{54}Mn , 2.1 ± 0.8 and $20.8 \pm 12.1 \mu\text{Bq cell}^{-1}$ for ^{57}Co and 3.2 ± 1.3 and $3.3 \pm 0.1 \mu\text{Bq cell}^{-1}$
209 for ^{65}Zn , respectively.

210 Empty bivalve shells were used as controls for possible metal recycling and
211 whole-body depuration kinetics of radiotracer ingested with the food were determined in
212 both bivalve species as described in section 2.3.1.

213

214 2.3.3. Testing the influence of cellular density

215

216 Three groups of 9 oysters (shell length from 71 to 92 mm) and 3 groups of 9
217 clams (shell width from 36 to 45 mm) were placed in 3 aquaria containing 16 l of 0.45-
218 μm filtered natural seawater (close circuit aquaria constantly aerated; other parameters as
219 previously described), and acclimated for one week (daily seawater renewal) during
220 which time their food was prepared.

221 To do this, cells of *I. galbana* from an axenic stock culture were resuspended in an
222 erlenmeyer flask containing 4.5 l sterile-filtered seawater enriched with f/2 nutrients
223 without EDTA and Si. The culture was then spiked with 5 kBq l⁻¹ of ^{54}Mn , ^{57}Co and ^{65}Zn
224 and incubated for 6 d at 25°C (light/dark cycle: 12 hrs/12 hrs). After incubation, the cell
225 density had increased from 10^3 to $1.4 \times 10^6 \text{ cell ml}^{-1}$. Three sub-samples of 58, 115 and
226 580 ml of the culture were then gently filtered and resuspended in clean seawater. These
227 3 batches were prepared to obtain final cell density of 5×10^3 , 10^4 and $5 \times 10^4 \text{ cell ml}^{-1}$ in
228 the 16-l exposure aquaria. The radioactivity of the radiolabelled *I. galbana* was measured
229 before and after the cellular filtration. The radioactivity of algal cells ranged from 1.11 to
230 $1.80 \mu\text{Bq cell}^{-1}$ for ^{54}Mn , 0.83 to $1.37 \mu\text{Bq cell}^{-1}$ for ^{57}Co , 2.69 to $4.38 \mu\text{Bq cell}^{-1}$ for ^{65}Zn .

231 Each group of clams and oysters was then fed for 2 hrs one of the radiolabelled *I.*
232 *galbana* batches (5×10^3 , 10^4 or 5×10^4 cell ml⁻¹). Whole-body depuration kinetics of the
233 radiotracers ingested with the food were then followed as described in section 2.3.1 and
234 controls (empty shells) were placed in the aquaria for assessing possible radiotracer
235 recycling.

236

237 *2.4. Data Analysis*

238

239 Depuration of the radiotracers was expressed as the percentage of remaining
240 radioactivity (radioactivity at time t divided by initial radioactivity measured in the
241 organisms just after the feeding period * 100) (Warnau et al., 1996b; Rodriguez y Baena
242 et al., 2006b).

243 Depuration kinetics for all experiments were fitted using kinetic models and
244 statistical methods as described by Warnau et al. (1996a,b) and Lacoue-Labarthe et al.
245 (2008). Depuration kinetics were always best fitted by a double-component exponential
246 equation (decision based on F test and ANOVA tables for two fitted model objects):

$$247 A_t = A_{0s} e^{-k_{es} t} + A_{0l} e^{-k_{el} t}$$

248 where k_e is the depuration rate constant (d⁻¹), A_t and A_0 are the remaining activities (%) at
249 time t (d) and 0, respectively, and 's' and 'l' are the subscripts for the short-lived and
250 long-lived components. The short-lived component represents the loss of the radiotracer
251 fraction that remains associated with the faeces and is rapidly eliminated with them,
252 whereas the long-lived component describes the loss of the radiotracer fraction that is
253 actually absorbed by the organism and slowly eliminated (Whicker and Schultz, 1982;

254 Warnau et al., 1996b). The long-lived component allows assessing the assimilation
255 efficiency (AE) of the radiotracer ingested with food ($AE = A_{0l}$). Also, for each
256 exponential component (s and l), a biological half-life can be calculated ($T_{b/2s}$ and $T_{b/2l}$)
257 from the corresponding depuration rate constant (k_{es} and k_{el}) according to the relation $T_{b/2}$
258 $= \ln 2 / k_e$.

259 Constants of the models and their statistics were estimated by iterative
260 adjustments of the model and Hessian matrix computation using the nonlinear curve-
261 fitting routines in the Statistica® 5.2.1 software. Differences among the estimated kinetic
262 parameters for the different feeding conditions were tested using comparison tests of the
263 means and possible trends linking metal concentrations to cell densities were assessed
264 using simple linear regression techniques (Zar, 1996). The level of significance for
265 statistical analyses was always set at $\alpha = 0.05$.

266

267 **3. Results**

268

269 Depuration kinetics of the radiotracers were followed in the organisms which
270 ingested enough food to display sufficient radioactivity to be accurately counted. Most
271 oysters met this requirement; however some clams displaying very low activities were
272 discarded. No activity was detected on control shells, indicating that no detectable
273 recycling of phytoplankton-associated tracers occurred in the experimental microcosms.

274

275 *3.1. Effect of Co Concentration in Phytoplankton*

276

277 Fitting of the whole-body depuration kinetics of ^{57}Co in oysters fed Co-loaded *I.*
278 *galbana* by a double-exponential model was quite satisfactory (R^2 : 0.86-0.90) for all the
279 food-associated Co concentrations tested (Table 1, Fig. 1). The major fraction (80-85%)
280 of the total radioactivity in oysters was rapidly lost ($T_{b/2s} < 1\text{d}$) whereas the long-lived
281 component accounted for only 15-20% of the ^{57}Co ingested with food that was eliminated
282 with a biological half life ($T_{b/2l}$) ranging from 13 to 25 d.

283 Similarly, the fit of the whole-body depuration of ^{57}Co in clams was quite good
284 (R^2 : 0.27-0.64) for all the Co concentrations tested (Table 1, Fig. 1). However, the
285 estimated AE of ^{57}Co ingested with food was much higher than in oysters (i.e., 76-84%)
286 and this fraction was retained with a $T_{b/2}$ ranging from 36 to 39 d.

287 In both bivalve species, no significant difference (p always > 0.05) was found
288 among the estimated kinetic parameters (A_{os} , k_{es} , A_{ol} , k_{el}) determined for the 4 different
289 food-associated Co concentrations.

290

291 3.2. Effect of Phytoplankton Species

292

293 In oysters, depuration kinetics of ^{54}Mn , ^{57}Co and ^{65}Zn ingested with *I. galbana*
294 (ISO), *E. huxleyi* (EMI) or *H. triquetra* (HET) (10^4 cell ml^{-1}) were best described by a
295 double-exponential model (R^2 : 0.23- 0.63 for ISO, 0.11-0.83 for EMI and 0.57-0.92 for
296 HET) (Table 2, Fig. 2). No significant difference was found among estimated $T_{b/2}$ for all
297 radiotracers and all phytoplankton species tested. In addition, no significant difference
298 was found between AEs for Co and Mn in oysters fed EMI and HET, and for Zn in
299 oysters fed ISO and EMI. In contrast, significant differences ($p < 0.02$) among AEs were

300 observed for Co and Mn (ISO > HET = EMI, $p < 0.004$) and fro Zn (ISO = EMI > HET,
301 $p < 0.02$).

302 In clams, fitting of the whole-body depuration of the radiotracers ingested with *I.*
303 *galbana*, *E. huxleyi* or *H. triquetra* (10^4 cell ml^{-1}) were generally somewhat better than in
304 the oyster (R^2 : 0.47-0.98 for ISO, 0.47-0.93 for EMI and 0.61-0.89 for HET) (Table 2,
305 Fig. 2). $T_{b/2}$ of ^{54}Mn was significantly longer when it was assimilated from HET than
306 from EMI or ISO ($p = 0.03$ and 0.004 , respectively). Significant differences were also
307 observed among AEs calculated for Co, Mn and Zn ingested with the three phytoplankton
308 strains (Mn: ISO < EMI = HET, $p < 0.03$; Co: ISO = EMI > HET, $p < 0.0004$; and Zn:
309 ISO \geq EMI \geq HET, $p = 0.04$).

310

311 3.3. Effect of Cellular Density

312

313 When oysters were fed 10^4 and 5×10^4 cells ml^{-1} of radiolabelled *I. galbana*,
314 whole-body depuration kinetics of ^{54}Mn , ^{57}Co and ^{65}Zn were fitted with R^2 ranging from
315 0.23 to 0.63 and 0.38 to 0.60, respectively (Table 2, Fig. 3). No significant difference in
316 $T_{b/2}$ and AE between cell densities was found for Co. In contrast, significant differences
317 in AE were found for Mn and Zn, with higher AE calculated at the low cell density ($p =$
318 0.001 and 0.0003 , respectively).

319 For clams, examination depuration kinetics of the radiotracers (R^2 : 0.33-0.65 at 5
320 $\times 10^3$ cell ml^{-1} and 0.47-0.98 at 10^4 cell ml^{-1}) indicated that $T_{b/2}$ was not significantly
321 different between the two food densities for all three radiotracers (Table 2, Fig. 3).

322 However, when fed the low cell density, clams incorporated Co, Mn and Zn with
323 significantly higher AE ($p = 0.003, 0.047$ and 0.0003 , respectively).

324

325 **4. Discussion**

326

327 During the last two decades, dietary pathway has been increasingly recognized as
328 a major source of contaminant accumulation in marine invertebrates (e.g. Wang et al.,
329 1996; Reinfelder et al., 1998; Wang and Fisher, 1999b). The assimilation efficiency (AE)
330 and retention time ($T_{b/2}$) are the critical parameters in assessing and modelling the dietary
331 uptake of contaminants and numerous studies have been devoted to assess these
332 parameters in different marine organisms (e.g., Wang et al., 1996; Warnau et al., 1996b,
333 1999; Pan and Wang, 2008). However, as almost a rule in tropical environments (e.g.,
334 Phillips, 1991; Chong and Wang, 2000; Metian et al., 2005), only very few data are yet
335 available regarding AE and $T_{b/2}$ parameters for organisms from New Caledonia (e.g.
336 Hédouin et al., 2006, 2007).

337 Ideally, the concentrations of metals in the tissues of a biomonitor species should
338 reflect those occurring in the ambient environment. This essential criterion has been
339 previously experimentally assessed for *I. isognomon* and *G. tumidum* for the dissolved
340 pathway (Hédouin et al., 2007, *this issue*). Exposures to a range of dissolved
341 concentrations of As, Cr, Co, Cd, Mn, Ni and Zn indicated that, over a realistic range of
342 concentrations, these elements were generally bioconcentrated in direct proportion to
343 their concentration in seawater (*ibid.*). The results presented here are complementary with

344 these previous studies as they expand the available knowledge regarding metal
345 accumulation in *I. isognomon* and *G. tumidum* to the dietary pathway.

346 When ingested with phytoplankton previously exposed to a range of increasing
347 Co concentration (up to 500 ng added Co l⁻¹) Co was shown to be assimilated in the same
348 proportion (AE) and retained with similar relative strength (T_{b/2}) whatever the food-
349 associated Co concentration was (see Fig.1 and Table1). The experimental conditions
350 were designed to cover the whole range of Co concentrations that can be encountered in
351 New Caledonia waters, from pristine up to extremely contaminated areas (Fernandez et
352 al., 2002; Goro-Nickel, 2004). Similar trends have been previously reported by Chong
353 and Wang (2000) who observed that concentration of Cd, Cr and Zn in sediment had little
354 effect on the assimilation efficiency of sediment-bound metals in the green mussel *Perna*
355 *viridis* and in the Manila clam *Ruditapes philippinarum*. However, the response to metal
356 concentration variation in ingested food appears to depend on the element as well as on
357 the species investigated. Indeed, whereas AE of Se in the mussel *Mytilus edulis* was not
358 affected by the Se concentration in the ingested diatoms (*Thalassiosira pseudonana*), AE
359 of Zn and Cd did respectively decrease and increased with increasing contamination of
360 the diatom used as food (Wang and Fisher, 1996). Nevertheless, along with data obtained
361 from exposures to increasing dissolved Co concentrations in the same species (Hédouin
362 et al., *this issue*), the present results on Co AE indicate that in the field Co concentrations
363 in both *I. isognomon* and *G. tumidum* would be reflecting the level of Co in their
364 environment, both in the dissolved and particulate phases.

365 Whereas food quality and quantity were shown to have limited influence on the
366 retention time of Co, Mn and Zn in clam and oyster tissues, metal AE generally differed

367 according to the feeding conditions. Metals were generally better assimilated when
368 bivalves were fed *I. galbana* than the two other phytoplankton species (*E. huxleyi* or *H.*
369 *triquetra*). *I. galbana* cells have comparable cell length (c.l.: 4-6 μm) and cell width
370 (c.w.: 2-4 μm) than *E. huxleyi* cells (c.l.: 3-4 μm ; c.w.: 3-4 μm), but are much smaller
371 than *H. triquetra* cells (c.l.: 20-28 μm ; c.w.: 14-18 μm). Hence, the differences and
372 similarities in AE observed among the feeding conditions indicate that phytoplankton size
373 would not be the major factor driving metal AEs in the two bivalves. Bivalves are able to
374 feed selectively on particles of different size and of different nature (various
375 phytoplankton species as well as inorganic particles) (e.g., Newell et al., 1989) and
376 species-related selectivity and/or dietary preferences could at least partly explain the
377 specific differences observed in AE. Alternatively or complementarily, specific
378 difference in metal speciation such as storage of the metal under bioavailable forms in the
379 cytoplasm of the phytoplankton cells (e.g., Reinfelder and Fisher, 1991; Wang et al.,
380 1996; Metian et al., 2008a) could also explain the AE differences that were observed.

381 Food availability is another key factor that is well known to influence feeding
382 behaviour of filter-feeding bivalves (e.g. Bayne et al., 1987; Bayne, 1993; Pan and Wang,
383 2008). Generally, filter-feeders can adjust their filtration rate to ambient phytoplankton
384 density and thereby are able to maintain a stable ingestion rate even at high food
385 concentrations (Jin et al., 1996; Dong et al., 2000; Zhuang and Wang, 2004). Although no
386 conclusion on the influence of this adaptive feeding behaviour could be directly drawn
387 from our results, it is clear that food availability notably influenced the AE of the metals
388 examined in *I. isognomon* and *G. tumidum*.

389 It is nowadays well documented that the dietary pathway is an important
390 contributor to the global bioaccumulation of metals in marine organisms (e.g. Wang and
391 Fisher, 1997; Metian et al., 2008a). Since the present study has shown that the feeding
392 behaviour of *I. isognomon* and *G. tumidum* is influenced by the feeding conditions
393 (quality and/or quantity of food), it is strongly recommended that future studies take into
394 account these parameters so as to refine the prediction of biodynamic models (e.g.,
395 Thomann et al., 1995; Metian et al, 2008a; Pan and Wang, 2008). The consideration of
396 such data is also needed to explain bioaccumulation data obtained in the framework of
397 biomonitoring programmes. For example, Bendell-Young and Arifin (2004)
398 demonstrated the influence of mussel feeding behaviour on their predicted tissue
399 concentrations in Cd, especially under conditions of highly variable quantity and quality
400 of suspended particles.

401 In conclusion, our experimental results suggest that food quality (phytoplankton
402 composition) and quantity (cell density) may play a significant role in the assimilation of
403 metals ingested with food in *I. isognomon* and *G. tumidum*. Because of the major
404 importance of the dietary contribution to global metal bioaccumulation in marine
405 organisms, it is thus recommended to pay great attention to factors influencing AE. This
406 would help refining both bioaccumulation model predictions and interpretation of data
407 from field surveys and biomonitoring programmes.

408

409 **5. Acknowledgements**

410

411 The authors thank J.L. Teyssié (IAEA-MEL) for valuable technical advices and
412 O. Pringault (IRD-Nouméa) for critical reading of the manuscript. LH was beneficiary of
413 a PhD grant (CIFRE, France) supported by the Goro-Nickel Company, New Caledonia.
414 MW is an Honorary Senior Research Associate of the National Fund for Scientific
415 Research (NFSR, Belgium) and holds a 2008-09 Invited Expert position at LIENSs
416 (CNRS-Université de La Rochelle), supported by the Conseil Régional de Poitou-
417 Charentes. This work was supported by the IAEA, the French PNEC Programme
418 (Chantier “Nouvelle-Calédonie”) and IRD. The IAEA is grateful for the support provided
419 to its Marine Environment Laboratories by the Government of Monaco.

420

421 **6. References**

422

423 Ambatsian, P., Fernex, F., Bernat, M., Parron, C., Lecolle, J., 1997. High metal inputs to
424 closed seas: the New Caledonia lagoon. *Journal of Geochemical Exploration* 59,
425 59-74.

426 Baroudi, H., Bureau, J., Rollin, C., 2003. Analyse critique de l'acceptabilité du niveau de
427 rejet de manganèse dans le milieu marin, Rapport final Goro-Nickel INERIS
428 Institut National de l'Environnement Industriel et des Risques, 37 p. (In French).

429 Bayne, B.L., 1993. Feeding physiology of bivalves: time-dependence and compensation
430 for changes in food availability. In: Dame, R.F. (Ed.), *Bivalve filter feeders in*
431 *estuarine and coastal ecosystem processes*. Springer-Verlag, Heidelberg, pp. 1-24.

432 Bayne, B.L., Hawkins, A.J.S., Navarro, E., 1987. Feeding and digestion by the mussel
433 *Mytilus edulis* L. (Bivalvia: Mollusca) in mixtures of silt and algal cells at low
434 concentration. *Journal of Experimental Marine Biology and Ecology* 111, 1-22.

435 Bendell-Young, L.I., Arifin, Z., 2004. Application of a kinetic model to demonstrate how
436 selective feeding could alter the amount of cadmium accumulated by the blue
437 mussel (*Mytilus trossolus*). *Journal of Experimental Marine Biology and Ecology*
438 298, 21-33.

439 Borchartdt, T., 1983. Influence of food quantity on the kinetics of cadmium uptake and
440 loss via food and seawater in *Mytilus edulis*. *Marine biology* 79, 67-76.

441 Boyden, C.R., 1974. Trace elements contents and body size in molluscs. *Nature* 251, 311-
442 314.

443 Chong, K., Wang, W.-X., 2000. Bioavailability of sediment-bound Cd, Cr and Zn to the
444 green mussel *Perna viridis* and the Manila clam *Ruditapes philippinarum*. *Journal*
445 *of Experimental Marine Biology and Ecology* 255, 75-92.

446 Chouvelon, T., Warnau, M., Churlaud, C., Bustamante, P., 2009. Hg concentrations and
447 related risk assessment in coral reef crustaceans, molluscs and fish from New
448 Caledonia. *Environmental Pollution* 157, 331-340.

449 Coteur, G., Gosselin, P., Wantier, P., Chambost-Manciet, Y., Danis, B., Pernet, P.,
450 Warnau, M., Dubois, P., 2003. Echinoderms as bioindicators, bioassays, and
451 impact assessment tools of sediment-associated metals and PCBs in the North
452 Sea. *Archives of Environmental Contamination and Toxicology* 45, 190-202.

453 Dalto, A.G., Grémare, A., Dinet, A., Fichet, D., 2006. Muddy-bottom meiofauna
454 responses to metal concentrations and organic enrichment in New Caledonia
455 South-West Lagoon. *Estuarine, Coastal and Shelf Science* 64, 629-644.

456 Dalvi, A.D., Bacon, W.G., Osborne, R.C., 2004. The past and the future of nickel
457 laterites, PDAC 2004 International Convention, Trade Show & Investors
458 Exchange, 27 p.

459 Danis, B., Wantier, P., Dutrieux, S., Flammang, R., Dubois, P., Warnau, M., 2004.
460 Contaminant levels in sediments and asteroids (*Asterias rubens* L.,
461 Echinodermata) from the Belgian coast and Scheldt estuary: polychlorinated
462 biphenyls and heavy metals. *Science of the Total Environment* 333, 149-165.

463 Dong, B., Xue, Q.Z., Li, J., 2000. Environmental factors affecting the feeding
464 physiological ecology of Manila clam, *Ruditapes philippinarum*. *Oceanologia et*
465 *Limnologia Sinica* 31, 636-642.

466 Fernandez, J.M., Breau, L., Cabon, M., Fichez, R., McCorist, G., Magand, O., Moreton,
467 B., Peck, G.A., Szymczak, R., 2002. The fate of metals in New Caledonia.
468 Programme National des Ecosystèmes Côtiers, Banyuls, France.

469 Fernandez, J.M., Ouillon, S., Chevillon, C., Douillet, P., Fichez, R., LeGendre, R., 2006.
470 A combined modelling and geochemical study of the fate of terrigenous inputs
471 from mixed natural and mining sources in a coral reef lagoon (New Caledonia).
472 *Marine Pollution Bulletin* 52, 320-331.

473 Goldberg, E.D., Koide, M., Hodge, V., Flegal, A.R., Martin, J.H., 1983. U.S. Mussel
474 Watch: 1977-1978 results on trace metals and radionuclides. *Estuarine, Coastal*
475 *and Shelf Science* 16, 69-93.

476 Goro-Nickel, 2001. Projet Goro Nickel. Evaluation environnementale, 52 p. (In French).

477 Goro-Nickel, 2003. Annexe 5.1 Goro Nickel SA - "Rapport de synthèse sur l'impact du
478 rejet en mer de l'effluent" - 1 mars 2004, Document N° 47910-000-30R-GEH-
479 40002, 36 p. (In French).

480 Goro-Nickel, 2004. Annexe 2.1 IRD, « Rapport intermédiaire - Caractéristiques physico-
481 chimiques des eaux » - mars 2004, 16 p. (In French).

482 Guillard, R.R.L., 1975. Culture of phytoplankton for feeding marine invertebrates. In:
483 Smith, W.L., Charley, M.M. (Eds.), Culture of marine invertebrate animals.
484 Springer, Plenum, New York, pp. 29-60.

485 Hédouin, L., Bustamante, P., Churlaud, C., Pringault, O., Fichez, R., Warnau, M., 2008a.
486 Trends in concentrations of selected metalloid and metals in two bivalves from
487 the coral reefs in the SW lagoon of New Caledonia. *Ecotoxicology and
488 Environmental Safety* 72, 372-381.

489 Hédouin, L., Bustamante, P., Fichez, R., Warnau, M., 2008b. The tropical brown alga
490 *Lobophora variegata* as a bioindicator of mining contamination in the New
491 Caledonia lagoon: a field transplantation study. *Marine Environmental Research*
492 66, 438-444.

493 Hédouin, L., Gomez Batista, M., Metian, M., Buschiazzi, E., Warnau, M., *this issue*.
494 Metal and metalloid bioconcentration capacity of two tropical bivalves for
495 monitoring the impact of land-based mining activities in the New Caledonia
496 lagoon

497 Hédouin, L., Metian, M., Teyssié, J.L., Fowler, S.W., Fichez, R., Warnau, M., 2006.
498 Allometric relationships in the bioconcentration of heavy metals by the edible

499 tropical clam *Gafrarium tumidum*. Science of the Total Environment 366, 154-
500 163.

501 Hédouin, L., Pringault, O., Metian, M., Bustamante, P., Warnau, M., 2007. Nickel
502 bioaccumulation in bivalves from the New Caledonia lagoon: seawater and food
503 exposure. Chemosphere 66, 1449-1457.

504 Jacquet, S., Delesalle, B., Torrétou, J.P., Blanchot, J., 2006. Response of phytoplankton
505 communities to increased anthropogenic influences (southwestern lagoon, New
506 Caledonia). Marine Ecology Progress Series 320, 65-78.

507 Jin, L., Barry, S.P., Shiao, Y.W., 1996. Filtration dynamics of the zebra mussel *Dreissena*
508 *polymorpha*. Canadian Journal of Fisheries and Aquatic Sciences 53, 29-37.

509 Labrosse, P., Fichez, R., Farman, R., Adams, T., 2000. New Caledonia. In: Sheppard,
510 C.R.C. (Ed.), Seas at the Millenium: An environmental evaluation. Pergamon,
511 Amsterdam, pp. 723-736.

512 Lacoue-Labarthe, T., Oberhänsli, F.R., Teyssié, J.L., Warnau, M., Koueta, N.,
513 Bustamante, P., 2008. Differential bioaccumulation behaviour of two toxic metals
514 (Ag and Cd) during the early development of the cuttlefish *Sepia officinalis*.
515 Aquatic Toxicology 86, 437-446.

516 Laganier, R., 1991. Erosion, transport and sedimentation processes associated with
517 opencast mining in New Caledonia: interactions with weather and climate. In:
518 ORSTOM (ed) South Pacific environments: interactions with weather and
519 climate, New Zealand, pp 83-85.

520 Metian, M., 2003. Bioaccumulation des métaux lourds chez 4 espèces marines du lagon
521 de Nouvelle Calédonie: Caractérisation de leur potentiel bioindicateur pour le

522 monitoring des activités minières locales, Master Thesis, IAEA-MEL, Monaco /
523 Université Libre de Bruxelles, Belgium, 44 p. (In French).

524 Metian, M., Bustamante, P., Cosson, R.P., Hédouin, L., Warnau, M., 2008a. Investigation
525 of Ag in the king scallop *Pecten maximus* using field and laboratory approaches.
526 Journal of Experimental Marine Biology and Ecology 367, 53-60.

527 Metian, M., Giron, E., Borne, V., Hédouin, L., Teyssié, J.L., Warnau, M., 2008b. The
528 brown alga *Lobophora variegata*, a bioindicator species for surveying metal
529 contamination in tropical marine environments. Journal of Experimental Marine
530 Biology and Ecology 362, 49-54.

531 Metian, M., Hédouin, L., Barbot, C., Teyssié, J.L., Fowler, S.W., Goudard, F.,
532 Bustamante, P., Durand, J.-P., Piéri, J., Warnau, M., 2005. Use of radiotracer
533 techniques to study subcellular distribution of metals and radionuclides in
534 bivalves from the Noumea Lagoon, New Caledonia. Bulletin of Environmental
535 Contamination and Toxicology 75, 89-93.

536 Metian, M., Warnau, M., 2008. The tropical brown alga *Lobophora variegata*
537 (Lamouroux) Womersley: a prospective bioindicator for Ag contamination in
538 tropical coastal waters. Bulletin of Environmental Contamination and Toxicology
539 81, 455-458.

540 Metian, M., Warnau, M., Oberhänsli, F., Teyssié, J.L., Bustamante, P., 2007.
541 Interspecific comparison of Cd bioaccumulation in European Pectinidae (*Chlamys*
542 *varia* and *Pecten maximus*). Journal of Experimental Marine Biology and Ecology
543 353, 58-67.

544 Mihaylov, I., Krause, E., Colton, D.F., Okita, Y., Duterque, J.-P., Perraud, J.-J., 2000.
545 The development of a novel hydrometallurgical process for nickel and cobalt
546 recovery from Goro laterite ore. Canadian Mining and Metallurgical Bulletin
547 (Canada) 93, 124-130.

548 Monniot, F., Martoja, R., Monniot, C., 1994. Cellular sites of iron and nickel
549 accumulation in ascidians related to the naturally and anthropic enriched New
550 Caledonian environment. Annales de l'Institut Océanographique 70, 205-216.

551 Navarro, E., Iglesias, J.I.P., 1993. Infaunal filter-feeding bivalves and the physiological
552 response to short-term fluctuations in food availability and composition. In:
553 Dame, R.F. (Ed.), Bivalve filter feeders in estuarine and coastal ecosystem
554 processes. Springer-Verlag, Berlin, pp. 25-56.

555 Newell, C.R., Shumway, S.E., Cucci, T.L., Selvin, R., 1989. The effects of natural seston
556 particle size and type on feeding rates, feeding selectivity and food resource
557 availability for the mussel *Mytilus edulis* Linnaeus at bottom culture sites in
558 Maine. Journal of Shellfish Research 8, 187-196.

559 Pan, K.E., Wang, W.X., 2008. Validation of biokinetic model of metals in the scallop
560 *Chlamys nobilis* in complex field environments. Environmental Science and
561 Technology 42, 6285-6290.

562 Phillips, D.J.H., 1991. Selected trace elements and the use of biomonitors in subtropical
563 and tropical marine ecosystems. Reviews of Environmental Contamination and
564 Toxicology 120, 105-128.

565 Reinfelder, J.R., Fisher, N.S., 1991. The assimilation of elements ingested by marine
566 copepods. Science 251, 794-796.

567 Reinfelder, J.R., Fisher, N.S., Luoma, S.N., Nichols, J.W., Wang, W.-X., 1998. Trace
568 element trophic transfer in aquatic organisms: a critique of the kinetic model
569 approach. *Science of the Total Environment* 219, 117-135.

570 Riisgard, H.U., Bjornestad, E., Mohlenberg, F., 1987. Accumulation of cadmium in the
571 mussel *Mytilus edulis*: kinetics and importance of uptake via food and seawater.
572 *Marine Biology* 96, 349-353.

573 Rodriguez y Baena, A.M., Miquel, J.C., Masqué, P., Povinec, P., La Rosa, J., 2006a. A
574 single vs. double spike approach to improve the accuracy of ^{234}Th measurements
575 in small-volume seawater samples. *Marine Chemistry* 100, 269-281.

576 Rodriguez y Baena, A.M., Metian, M., Teyssié, J.L., De Broyer, C., Warnau, M., 2006b.
577 Experimental evidence for ^{234}Th bioaccumulation in three Antarctic crustaceans:
578 potential implications in particle flux studies. *Marine Chemistry* 100, 354-365.

579 Tessier, A., Turner, D.R., 1995. Metal speciation and bioavailability in aquatic systems.
580 Tessier, A., Turner, D.R. (Eds.), *IUPAC Series on Analytical and Physical*
581 *Chemistry of Environmental Systems*, John Wiley & Sons, Chichester, UK, 696
582 p.

583 Thébault, H., Rodriguez y Baena, A.M., Andral, B., Barisic, D., Albaladejo, J.B., Bologna,
584 A.S., Boudjenoun, R., Delfanti, R., Egorov, V.N., El Khoukhi, T., Florou, H.,
585 Kniewald, G., Noureddine, A., Patrascu, V., Pham, M.K., Scarpato, A., Stokozov,
586 N.A., Topcuoglu, S., Warnau, M., 2008. ^{137}Cs baseline levels in the
587 Mediterranean and Black Sea: a cross-basin survey of the CIESM Mediterranean
588 Mussel Watch Programme. *Marine Pollution Bulletin* 57, 801-806.

589 Thomann, R.V., Mahony, J.D., Mueller, R., 1995. Steady-state model of biota sediment
590 accumulation factor for metals in two marine bivalves. *Environmental Toxicology*
591 *and Chemistry* 14, 1989-1998.

592 Wang, W.-X., Fisher, N.S., 1996. Assimilation of trace elements by the mussel *Mytilus*
593 *edulis*: effects of diatom chemical composition. *Marine Biology* 125, 715-724.

594 Wang, W.-X., Fisher, N.S., 1997. Modeling metal bioavailability for marine mussels.
595 *Reviews of Environmental Contamination and Toxicology* 151, 39-65.

596 Wang, W.-X., Fisher, N.S., 1999a. Assimilation efficiencies of chemical contaminants in
597 aquatic invertebrates: a synthesis. *Environmental Toxicology and Chemistry* 18,
598 2034-2045.

599 Wang, W.-X., Fisher, N.S., 1999b. Delineating metal accumulation pathways for marine
600 invertebrates. *Science of the Total Environment* 237/238, 459-472.

601 Wang, W.-X., Fisher, N.S., Luoma, S.N., 1996. Kinetic determinations of trace element
602 bioaccumulation in the mussel *Mytilus edulis*. *Marine Ecology Progress Series*
603 140, 91-113.

604 Ward, J.E., Levinton, J.S., Shumway, S.E., Cucci, T., 1998. Particle sorting in bivalves:
605 in vivo determination of the pallial organs of selection. *Marine Biology* 131, 283-
606 292.

607 Warnau, M., Acuña, O., 2007. Is there a need for developing an integrated basin-wide
608 monitoring network to enhance sustainable development in the Mediterranean
609 Sea? *Rapport de la Commission internationale de la Mer Méditerranée* 38, 42 p.

610 Warnau, M., Bustamante, P., 2007. Radiotracer techniques: a unique tool in marine
611 ecotoxicological studies. *Environmental Bioindicators* 2, 217-218.

612 Warnau, M., Ledent, G., Temara, A., 1995. Allometry of heavy metal bioconcentration in
613 the echinoid *Paracentrotus lividus*. Archives of Environmental Contamination
614 and Toxicology 29, 393-399.

615 Warnau, M., Fowler, S.W., Teyssie, J.L., 1996a. Biokinetics of selected heavy metals and
616 radionuclides in two marine macrophytes: the seagrass *Posidonia oceanica* and
617 the alga *Caulerpa taxifolia*. Marine Environmental Research 41, 343-362.

618 Warnau, M., Teyssié, J.L., Fowler, S.W., 1996b. Biokinetics of selected heavy metals and
619 radionuclides in the common Mediterranean echinoid *Paracentrotus lividus*:
620 seawater and food exposure. Marine Ecology Progress Series 141, 83-94.

621 Warnau, M., Teyssié, J.L., Fowler, S.W., 1999. Biokinetics of radiocobalt in the asteroid
622 *Asterias rubens* (echinodermata): sea water and food exposures. Marine Pollution
623 Bulletin 39, 159-164.

624 Whicker, F.W., Schultz, V., 1982. Radioecology: nuclear energy and the environment.
625 Schultz, V. (Ed.), CRC Press, Boca Raton, Florida, USA, 320 p.

626 Widdows, J., Donkin, P., 1992. Mussels and environmental contaminants:
627 bioaccumulation and physiological aspects. In: Gosling, E. (Ed.), The mussel
628 *Mytilus*: Ecology, physiology, genetics and culture. Elsevier, Amsterdam, pp.
629 383-424.

630 Zar, J.H., 1996. Biostatistical analysis. Prentice-Hall (Ed.), 3rd, Upper Saddle River, New
631 Jersey, 662 p.

632 Zhuang, S.H., Wang, Z.Q., 2004. Influence of size, habitat and food concentration on the
633 feeding ecology of the bivalve, *Meretrix meretrix* Linnaeus. Aquaculture 241,
634 689-699.

635

636

637

638 **Captions to Figures**

639

640 **Figure 1.** Influence of phytoplankton-associated Co concentrations on whole-body
641 depuration kinetics of ^{57}Co in the oyster *Isognomon isognomon* and the clam *Gafrarium*
642 *tumidum* fed radiolabelled *Isochrysis galbana* (10^4 cells ml^{-1}). A(%): remaining activity
643 (%) \pm SD (n = 9 oysters; n = 6 clams for 0 and 5 ng l^{-1} and n = 8 clams for 50 and 500 ng
644 l^{-1}).

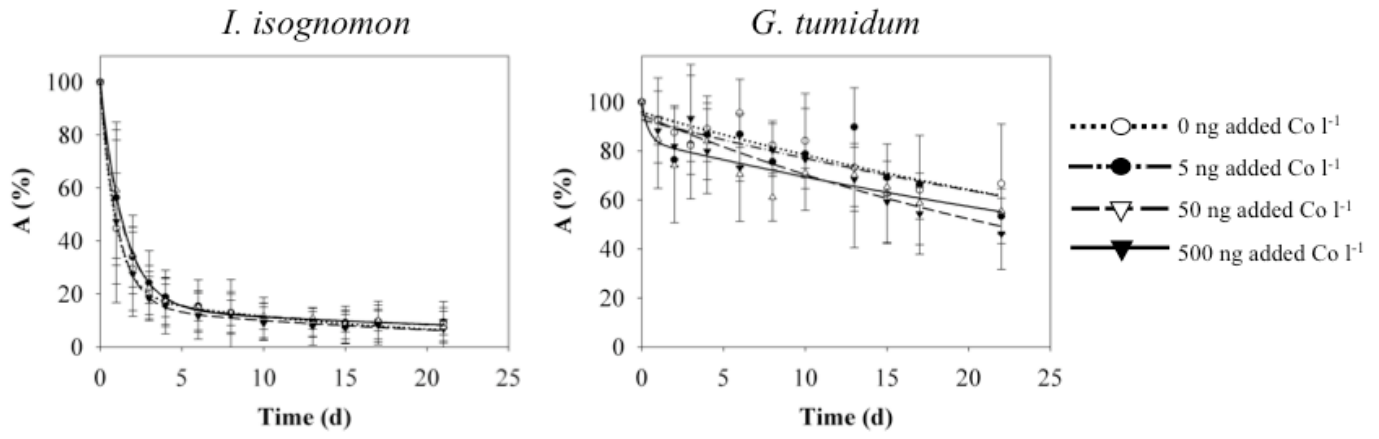
645

646 **Figure 2.** Influence of phytoplankton species (*Isochrysis galbana*, *Emiliana huxleyi* and
647 *Heterocapsa triquetra*; 10^4 cells ml^{-1}) used as food on whole-body depuration kinetics of
648 ^{54}Mn , ^{57}Co and ^{65}Zn in the oyster *Isognomon isognomon* (n = 9 for *I. galbana* and 8 for *E.*
649 *huxleyi* and *H. triquetra*) and the clam *Gafrarium tumidum* (n = 8 for *I. galbana* and 7 for
650 *E. huxleyi* and *H. triquetra*). A(%): remaining activity (%) \pm SD.

651

652 **Figure 3.** Influence of phytoplankton cell density (5×10^3 , 10^4 or 5×10^4 cells ml^{-1}) on
653 whole-body depuration kinetics of ^{54}Mn , ^{57}Co and ^{65}Zn in the oyster *Isognomon*
654 *isognomon* (n = 9 for 10^4 cells ml^{-1} and 5×10^4 cells ml^{-1}) and the clam *Gafrarium*
655 *tumidum* (n = 6 for 5×10^3 cells ml^{-1} and n = 8 for 10^4 cells ml^{-1}) fed radiolabelled
656 *Isochrysis galbana*. A(%): remaining activity (%) \pm SD.

657



658

659

660

661

662

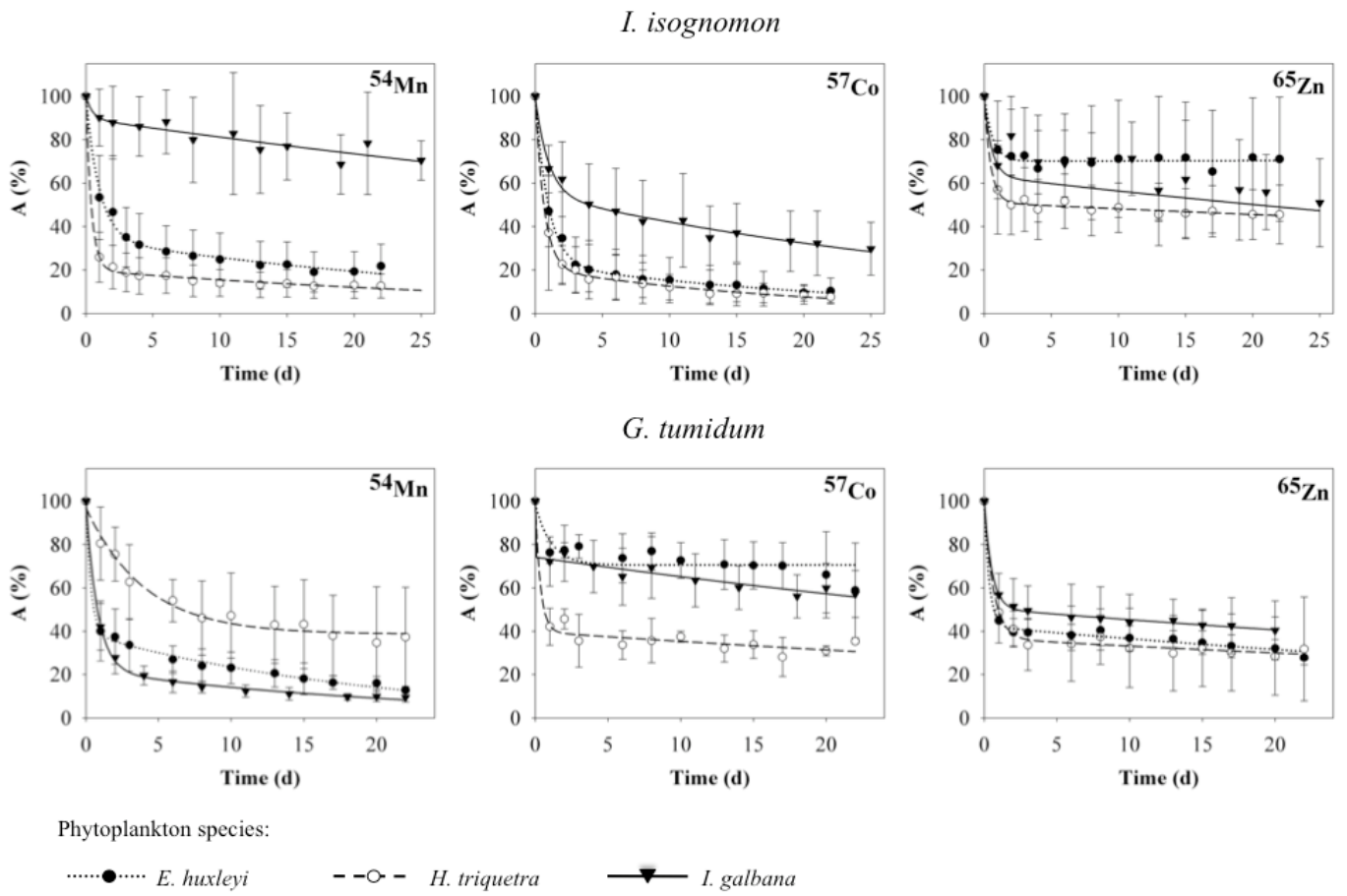
663

664

665 Fig. 1.

666

667



669

670

671

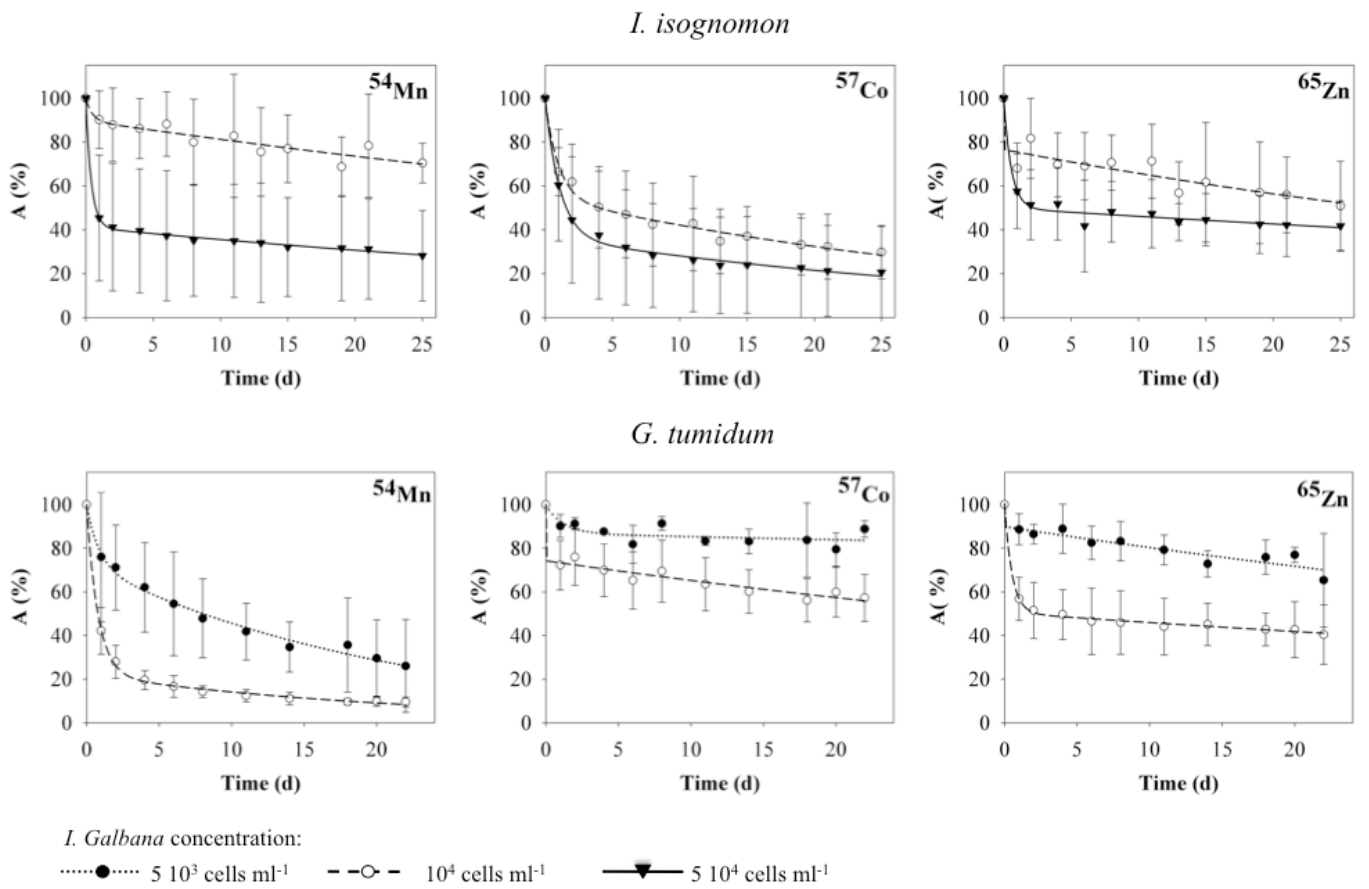
672

673

674

675 Fig. 2.

676



677

678

679

680

681

682 Fig. 3

Table 1. Assimilation efficiency (AE, %), depuration rate constant (k_{el} , d^{-1}) and biological half-life ($T_{b/2}$, d) of ^{57}Co in the oyster *Isognomon isognomon* and the clam *Gafrarium tumidum* fed radiolabelled *Isochrysis galbana* (10^4 cell ml^{-1}) previously exposed to four increasing Co concentrations (n = 9 oysters per concentration tested, n = 6 clams for 0 and 5 $ng\ l^{-1}$ and n = 8 clams for 50 and 500 $ng\ l^{-1}$). ASE: asymptotic standard error; R²: determination coefficient.

Species	Co concentration added ($ng\ l^{-1}$)	AE \pm ASE	$k_{el} \pm$ ASE	$T_{b/2} \pm$ ASE	R ²
<i>I. isognomon</i>	0	15.8 \pm 7.0 ^a	0.032 \pm 0.036*	22 \pm 24*	0.87
	5	19.6 \pm 5.4 ^c	0.054 \pm 0.028*	13 \pm 7*	0.88
	50	16.6 \pm 6.2 ^b	0.050 \pm 0.036*	14 \pm 10*	0.86
	500	14.7 \pm 6.0 ^a	0.027 \pm 0.033*	25 \pm 30*	0.90
<i>G. tumidum</i>	0	77.2 \pm 3.9 ^d	0.018 \pm 0.006 ^b	37. \pm 11 ^b	0.64
	5	77.4 \pm 3.9 ^d	0.019 \pm 0.006 ^c	36 \pm 10 ^c	0.27
	50	75.7 \pm 3.9 ^d	0.018 \pm 0.006 ^b	39 \pm 12 ^b	0.51
	500	84.1 \pm 5.9 ^d	0.019 \pm 0.007 ^a	36 \pm 13 ^a	0.51

Significance of the estimated parameters: ^a $p < 0.05$, ^b $p < 0.01$, ^c $p < 0.001$, ^d $p < 0.0001$, * not significant ($p > 0.05$)

Table 2. Assimilation efficiency (AE, %), depuration rate constant (k_{el} , d^{-1}) and biological half-life, ($T_{b/2l}$, d) of ^{54}Mn , ^{57}Co and ^{65}Zn in the oyster *Isognomon isognomon* and the clam *Gafrarium tumidum* fed radiolabelled *Emiliana huxleyi* (10^4 cell ml^{-1}), *Heterocapsa triquetra* (10^4 cell ml^{-1}) and *Isochrysis galbana* (10^4 cell ml^{-1} and $5 \cdot 10^4$ cell ml^{-1} for *I. isognomon*; $5 \cdot 10^3$ cell ml^{-1} and 10^4 cell ml^{-1} for *G. tumidum*) (n = 8 oysters; n = 7 clams per phytoplankton species tested). ASE: asymptotic standard error; R²: determination coefficient.

Species	Phytoplankton strain	Cell density (cells ml^{-1})	Isotope	AE \pm ASE	k_{el} \pm ASE	$T_{b/2l}$ \pm ASE	R ²
<i>I. isognomon</i>	<i>E. huxleyi</i>	10^4	^{54}Mn	34 ± 6.5^d	$0.028 \pm 0.015^*$	$24 \pm 13^*$	0.74
		10^4	^{57}Co	22 ± 5.6^c	$0.039 \pm 0.021^*$	$18 \pm 10^*$	0.83
		10^4	^{65}Zn	70 ± 6.5^d	$0.0002 \pm 0.007^*$	2783^*	0.11
	<i>H. triquetra</i>	10^4	^{54}Mn	20 ± 2.6^d	0.025 ± 0.012^a	28 ± 13^a	0.92
		10^4	^{57}Co	21 ± 4.1^d	0.050 ± 0.020^a	14 ± 6^a	0.88
		10^4	^{65}Zn	51 ± 3.2^d	$0.006 \pm 0.005^*$	$123 \pm 109^*$	0.57
	<i>I. galbana</i>	10^4	^{54}Mn	90 ± 5.6^d	0.010 ± 0.005^a	70 ± 32^a	0.23
		10^4	^{57}Co	55 ± 7.1^d	0.026 ± 0.010^b	26 ± 10^b	0.63
		10^4	^{65}Zn	76 ± 4.1^d	0.015 ± 0.004^b	45 ± 13^b	0.36
		$5 \cdot 10^4$	^{54}Mn	41 ± 7.8^d	$0.015 \pm 0.014^*$	$47 \pm 46^*$	0.38
		$5 \cdot 10^4$	^{57}Co	$37 \pm 21^*$	$0.027 \pm 0.043^*$	$26 \pm 42^*$	0.51
		$5 \cdot 10^4$	^{65}Zn	52 ± 3.5^d	0.010 ± 0.005^a	70 ± 34^a	0.60
<i>G. tumidum</i>	<i>E. huxleyi</i>	10^4	^{54}Mn	39 ± 4.3^d	0.051 ± 0.011^d	14 ± 3^d	0.92
		10^4	^{57}Co	80 ± 3.5^d	0.010 ± 0.004^a	70 ± 26^a	0.47
		10^4	^{65}Zn	42 ± 2.3^d	0.014 ± 0.004^b	48 ± 14^b	0.93
	<i>H. triquetra</i>	10^4	^{54}Mn	56 ± 23^a	$0.021 \pm 0.026^*$	$34 \pm 10^*$	0.61
		10^4	^{57}Co	41 ± 3.1^d	0.014 ± 0.006^a	49 ± 9^a	0.89
		10^4	^{65}Zn	33 ± 7.3^d	$0.005 \pm 0.016^*$	$143 \pm 474^*$	0.71
	<i>I. galbana</i>	10^4	^{54}Mn	22 ± 3.7^d	0.044 ± 0.015^b	16 ± 5^b	0.65
		10^4	^{57}Co	73 ± 2.7^d	0.010 ± 0.003^b	68 ± 21^b	0.33
		10^4	^{65}Zn	51 ± 3.8^d	0.013 ± 0.006^a	55 ± 25^a	0.52
		$5 \cdot 10^3$	^{54}Mn	72 ± 17.9^c	0.046 ± 0.021^a	15 ± 7^a	0.98
		$5 \cdot 10^3$	^{57}Co	87 ± 6.1^d	$0.002 \pm 0.005^*$	$416 \pm 135^*$	0.47
		$5 \cdot 10^3$	^{65}Zn	90 ± 3.0^d	0.011 ± 0.003^c	61 ± 16^c	0.68

Significance of the estimated parameters: ^a $p < 0.05$, ^b $p < 0.01$, ^c $p < 0.001$, ^d $p < 0.0001$, * not significant ($p > 0.05$)