



HAL
open science

A Meta-analysis on the ecological effects of aquaculture on the water column: dissolved nutrients

G. Sarà

► **To cite this version:**

G. Sarà. A Meta-analysis on the ecological effects of aquaculture on the water column: dissolved nutrients. *Marine Environmental Research*, 2007, 63 (4), pp.390. 10.1016/j.marenvres.2006.10.008 . hal-00501894

HAL Id: hal-00501894

<https://hal.science/hal-00501894>

Submitted on 13 Jul 2010

HAL is a multi-disciplinary open access archive for the deposit and dissemination of scientific research documents, whether they are published or not. The documents may come from teaching and research institutions in France or abroad, or from public or private research centers.

L'archive ouverte pluridisciplinaire **HAL**, est destinée au dépôt et à la diffusion de documents scientifiques de niveau recherche, publiés ou non, émanant des établissements d'enseignement et de recherche français ou étrangers, des laboratoires publics ou privés.

Accepted Manuscript

A Meta-analysis on the ecological effects of aquaculture on the water column:
dissolved nutrients

G. Sarà

PII: S0141-1136(06)00204-2

DOI: [10.1016/j.marenvres.2006.10.008](https://doi.org/10.1016/j.marenvres.2006.10.008)

Reference: MERE 3075

To appear in: *Marine Environmental Research*

Received Date: 14 June 2006

Revised Date: 30 October 2006

Accepted Date: 30 October 2006



Please cite this article as: Sarà, G., A Meta-analysis on the ecological effects of aquaculture on the water column: dissolved nutrients, *Marine Environmental Research* (2006), doi: [10.1016/j.marenvres.2006.10.008](https://doi.org/10.1016/j.marenvres.2006.10.008)

This is a PDF file of an unedited manuscript that has been accepted for publication. As a service to our customers we are providing this early version of the manuscript. The manuscript will undergo copyediting, typesetting, and review of the resulting proof before it is published in its final form. Please note that during the production process errors may be discovered which could affect the content, and all legal disclaimers that apply to the journal pertain.

The impact of aquaculture on dissolved matter: a meta-analysis

A META-ANALYSIS ON THE ECOLOGICAL EFFECTS OF AQUACULTURE ON THE
WATER COLUMN: DISSOLVED NUTRIENTS

G. Sarà

Dipartimento di Biologia Animale dell'Università, Via Archirafi, 18, Palermo 90123, Italy

Submitted for consideration to: *Marine Environmental Research*

Date of submission: 13 June 2006

Amendment date: 28 October 2006

Corresponding author: E-mail: gsara@unipa.it

ABSTRACT:

Environmental effects of aquaculture loadings have often been reviewed descriptively, and thus have not provided quantitative estimates of the overall response in the water column. Meta-analytical reviewing techniques allow the contextualisation of quantitative effects in the domain of current literature. In the present paper, more than 50 peer-reviewed articles were analysed and about 425 study cases used to test whether worldwide cultivations have a differential effect on dissolved nutrient levels. Meta-analysis feasibility depends on obtaining an estimate of the effect size from every study and the most common measure of effect size (Hedges' d) is the difference between means of controls and impacts standardised by dividing by the pooled standard deviation. Across all study cases, irrespective of cultivation and organism type, the cumulative effect size was large and significant ($d > 0.8$) for ammonium, nitrite and nitrate, medium ($0.8 > d > 0.5$) for dissolved phosphorus, and not significant ($d < 0.2$) for silicates. Effects were mainly correlated with the degree of openness in water bodies, and ammonium and the other nitrogen forms were the most highly informative descriptors of effects in the area surrounding farms, even though weakness in statistical approach was highlighted. The results partially contradict the common view that effects of aquaculture and associated environmental patterns are well defined throughout the current literature.

KEY WORDS: meta-analysis, aquaculture impact, water column, dissolved nutrients, fish, shrimp, bivalve, polyculture

INTRODUCTION

Since aquaculture was first considered an important anthropic activity with potential detrimental effects on the environment (Naylor et al. 1998), a number of descriptive reviews on this issue have been published. Aquaculture facilities have effects on both the water column (Modica et al. 2006) and on sediments (Kalantzi & Karakassis 2006) along many different axes of variability. Numerous questions have therefore arisen as to how, where and when aquaculture has had measurable effects on the environment. It has often been noted (Gowen & Bradbury 1987, Iwama 1991, Enell 1995, Iversen 1995, Wu 1995, Beveridge 1996, Bardach 1997, Carpenter et al. 1998, Naylor et al. 2000, Black 2001, Fernandes et al. 2001, Islam et al. 2004, Pillay 2004, Islam 2005) that the type of cultivated organisms (e.g. fish, shrimps, bivalves), the locations of cultivation (i.e. ecosystems and water types such as fresh, mixed [brackish] and marine waters), the cultivated biomass, the number of species, the quality and quantity of supplied food or management practices (i.e. intensive, semi-intensive, extensive) are the prime factors in determining the extent of effects on the environment, in that they represent the direct causal factors of eutrophication risk. Many authors have pointed out that aquaculture is an anthropogenic activity, which has only limited effects on the environment compared to other forms of pollution (e.g. Islam & Tanaka 2004). Others have proposed conceptual nutrient mass balance models to extrapolate the level of nitrogen and phosphorus discharged from a hypothetical culture system (e.g. Islam 2005). Nevertheless, only rarely has there been an attempt in the primary literature to estimate the how, where and when of environmental effects of aquaculture. The present review, using meta-analytic techniques, aims to provide a quantitative estimate of aquaculture effects using data amassed from current peer-reviewed literature, and is directed at understanding whether dissolved nutrients in the water column are generally affected by aquaculture facilities. Gurevitch et al. (1992) pointed out that meta-analysis, as opposed to other review techniques, offers major advantages for research synthesis in ecology. Indeed, meta-analysis is a quantitative tool available to ecologists who wish to obtain general knowledge about the magnitude of a certain effect, whether that effect is different among contrasting categories of studies and how much variation is explained both within and among categories. The specific aims of the present meta-analysis are to estimate: (1) the degree of heterogeneity of results reported from aquaculture studies investigating the effects on dissolved nutrient levels; (2) the cumulative effect of aquaculture loadings on nitrogen, phosphorus and silica across the peer-reviewed

literature; (3) the differential effects of aquaculture loadings on each form of the dissolved nutrients; (4) which factors mainly affect the variability of cumulative dissolved nutrient levels and lastly (5) whether possible deviation from common natural patterns induced by aquaculture loadings is generally similar as a function of the ecosystem and cultivated organism types.

MATERIALS AND METHODS

Literature search, meta-analysis criteria and data eligibility. Data on the effects of aquaculture loadings on the water column through dissolved nutrients as descriptors were obtained from a literature search using mainly the Aquatic Science and Fisheries Abstracts (ASFA) and some other databases, such as Bio-One or Zoological Records available on-line on the internet. The scope of this search ranged between 1980 and the present, and when grey literature, internal reports or unpublished data were not readily available on-line, I personally contacted a number of authors to obtain their publications, though to no great degree (22%) of success. The search was initially carried out using prominent or substantial key-words such as “aquaculture and impact”. This method revealed a very large number of publications (11,656 published by January 2006) stemming from all possible sources, most of which were immediately discarded, either because of their low accessibility to a large audience (internal institutional reports or symposium proceedings and/or language barriers; some of these reports were written only in French, Italian, Chinese, Japanese, Russian etc). Many of the documents published prior to 1985 were ruled out due to the physical difficulty of obtaining these papers from authors or libraries, despite the fact that 450 studies among those published in peer-reviewed journals had been initially retained. Due to these hindrances, therefore, I focused only on widespread and easily accessible sources, such as those published in peer-reviewed journals after 1985. Whilst the potential loss of useful data found in grey literature and internal sources is an important meta-analytic concern, it is hoped that considering only peer-reviewed articles ensured consistently high quality data, such that are often not found in other (perhaps less established) sources. Although major journals tend to publish only significant results, thereby generating a potential publication bias and distorting the direction of true effect (Hedges & Olkin 1985), the peer-review process is the best method to reduce the likelihood of potential quality biases in reviewing.

Most of the contemporary peer-reviewed articles, however, reported the words “aquaculture” and “impact” in contexts not relevant to the present meta-analysis. I thus reduced the scope of

the search, using keywords such as “aquaculture and impact and nutrient”, “aquaculture and impact and ammonium”, “...and nitrite” etc., which resulted in a database of about 100-120 peer-reviewed articles, which were then checked for against the required criteria for meta-analysis. Unlike descriptive reviews, meta-analysis requires the quantitative measure of variance to be stated by each study (Hedges & Olkin 1985). I therefore obtained the means for the control and treatment groups, their standard deviations and their sample sizes (Hedges & Olkin 1985) in order to calculate meta-analytic statistics. In the present meta-analysis, control groups are represented by data collected from distinct areas identified by each author, where effects of aquaculture facilities were not present. The treatment group is represented by data collected from areas directly affected by farm loadings. Thus, the first screening of these studies allowed me to include all papers reporting at least means, deviations and sample sizes for both controls and farmed areas. In 30-40% of the studies it was not possible to extrapolate deviations or sample sizes, and they were therefore excluded from this meta-analysis.

Meta-analysis methodology. Meta-analysis feasibility (Hedges & Olkin 1985, Cooper & Hedges 1994, Rosemberg et al. 2000, Scheiner & Gurevitch 2001) depends on obtaining an estimate of the effect size (i.e. the magnitude of the effect of interest) from every study. The effect of interest in the present paper was the differential effect exerted by each organism (shrimps [SHR], fish [FISH], bivalves [BIV] and polyculture [POLY]) cultivated in different water bodies (i.e. ecosystem; freshwater, mixed or marine conditions) on dissolved nutrients (NH_4 , NO_2 , NO_3 , PO_4 , SiO_2). The most common measure of effect size is the difference between means of the controls and farmed areas, standardised by dividing by the pooled standard deviation (Cohen 1969). This standardised mean difference, Hedges' d (hereafter called simply d), is conventionally considered to be ‘large’ for values of 0.8 or higher (i.e. the farmed area group mean is eight tenths of a standard deviation greater than that of the control group), ‘medium’ for values of 0.5 and ‘small’ when d equals 0.2 (Cohen 1969). The usual method is to provide the 95% confidence intervals (CI) for d as well. When CI overlaps zero, there is no significant difference between controls and farmed areas.

Another fundamental part of meta-analysis is to calculate the cumulative effect size representing the overall magnitude of the effect present in all studies. When the calculated CI of the cumulative effect size does not bracket zero, it is considered to be significantly different from zero (in the case of the present topic, for example, a significant CI would

indicate significant evidence that farm loadings would have a certain effect on dissolved nutrients). The magnitude scale for the cumulative effect size is that proposed by Cohen (1969). In addition, to calculate the degree of heterogeneity among case studies and to estimate whether effect size d was homogenous among studies, I used the Q statistics (Q_{tot} ; Hedges & Olkin 1985).

The meta-analysis approach used here was similar to that reported in Gurevitch et al. (1992) and Hedges & Olkin (1985). I first tested whether all studies shared a common effect size, but having established that the hypothesis of equality among effect sizes was rejected (i.e. studies were highly heterogeneous not differing only for the sampling errors), the data was analysed in groups. In so doing, I estimated the singular overall effect of aquaculture on each nutrient, the effect on each cultivated organism and, where the deviation from a common natural pattern was different, the ecosystem factor was also tested.

Means and sample size data were taken from publication tables and figures. Data from figure format were captured from plots using TechDig (rel. 2.0d; R. B. Jones 1998) of which the error margin was estimated at around 0.2-0.5%.

Once all the data had been obtained and entered into a MS Excel spreadsheet, the entire dataset was standardised for the type of deviation (standard deviation or standard error) and the units of measure (μM or mg l^{-1}). Most of the papers reported means and standard deviations, while others reported means and standard errors (as a function of their experimental design). Some papers expressed the concentration in water of each nutrient in μM and others in mg l^{-1} . In the present meta-analysis, I transformed all deviations to standard deviations using the calculator included in the MetaWin 2.0 software (Rosemberg et al. 2000), while all concentrations were transformed into mg l^{-1} . Since one of the major concerns of a meta-analyst is the publication bias (i.e. the selective publication of articles showing certain types of results in preference to those showing other types of results, substantially increasing the risk of distortion of the true direction of the effect) the d normal quantiles were plotted versus the standardised mean effect (Rosemberg et al. 2000). The normal quantile plot also allowed possible deviations of the studied cases to be examined (Wang & Bushman 1998). Furthermore, the Rosenthal index enabled the fail-safe number to be estimated, i.e. the number of non-significant, unpublished, low accessible or missing studies that would need to be added to a meta-analytic dataset in order to change the results of the meta-analysis from

significant to non-significant (Rosenthal 1979, Rosemberg et al. 2000). All calculations were carried out using MS Excel and MetaWin 2.0 (Rosemberg et al. 2000).

RESULTS

Overview of literature. A total of 52 articles published between 1982 and 2005 in peer-reviewed journals (Table 1) were included in the present meta-analysis. This resulted in 427 independent cases wherein all variables were considered together (NH_4 , NO_2 , NO_3 , PO_4 , SiO_2). Although the total number of studies represented substantially less than 10% of all accessible and useful information published on this topic in the last two or three decades, it provided sufficient information and gave a reliable estimate of the true effect of aquaculture loadings on the water column. The Rosenthal Index was calculated to be in the order of 7,053. This high Rosenthal value confirmed that the observed results, even with some publication bias, could be treated as a reliable estimate of the true effect. In addition, the possible risk of publication bias or possible deviation of meta-analysis structure were investigated by means of the normal quantile plot (Fig. 1). The plot indicated no deviations from meta-analysis assumptions showing that meta-analytic results were not invalidated by issues in the publication query or by general bias.

The overall effect size of aquaculture loadings on the nutrient pool. When all case studies were analysed together, aquaculture facilities appeared to have an overall effect on dissolved nutrients. This was evident from the cumulative mean effect size ($d = 0.45$) which, according to Cohen (1969), indicated a medium effect of aquaculture loading on the dissolved nutrients in the water column. It was significantly different from a zero effect because its confidence limits did not bracket zero (95% CI = 0.22-0.57). The total heterogeneity (Q_{tot}) among all studied cases was very high, in the order of 3,563.0 ($df = 426$; $p < 0.05$) suggesting that variance among effect sizes was greater than expected by sampling error. Thus, assuming this meta-analytic outcome, the studies were broken into groups to test possible influences on the direction of the effect size raised by other factors such as the type of cultivated organisms or ecosystems.

General factors affecting the variability of the dissolved nutrients. Nutrient species were differentially influenced by aquaculture facilities across all studies (Table 2). Ammonium

appeared to be the nutrient most affected by loadings from aquaculture facilities irrespective of organisms and ecosystem; nitrites and nitrates and then phosphorus were other compounds to be significantly influenced, while silicates did not show any significant effect (Fig. 2a) as the d value turned out negative and confidence limits bracketed zero.

The grand mean effect size was calculated as a function of each organism type irrespective of the nutrient type and ecosystem. The mean size effect was large, in the order of 0.94 (95% CI = 0.80-1.1; $p < 0.05$), while the total heterogeneity was 816.59 ($p < 0.05$). Almost all organisms had an effect on the water column, and polycultures in particular appeared to have a major effect on the dissolved nutrients, followed by fish and shrimps. Bivalves did not show any significant influence on the dissolved nutrient levels as the d value turned out negative and confidence limits bracketed zero (Table 3; Fig. 2b).

The overall effect of organism type on nutrients appeared to be significant in each ecosystem analysed (Table 4; Fig. 2c). Indeed, the meta-analysis suggested that the effect was higher in freshwater environments than in mixed waters and lowest in marine waters. All these effects were significantly higher than zero.

From a differential point of view, the valid shrimp cases regarding only mixed waters showed that they affected mainly ammonium and nitrite, while other nutrients were not influenced (Fig. 2d). It was not possible to make a comparison between shrimp farming in mixed waters and marine or freshwater conditions.

Fish appeared to have a major effect in fresh waters, where all nutrients significantly responded to farm loadings. In marine waters only ammonium and nitrites appeared to be significantly affected, while in mixed waters, few cases were available and these showed no significant effect elicited by fish on the sum of the dissolved nutrients (Fig. 3). Valid cases of bivalve cultivations could only be studied in marine waters regarding ammonium, nitrates and phosphorus (Fig. 4). Bivalves appeared to have no effect among nutrient levels. Polyculture appeared to have the biggest effect size among all cultivation types in marine waters and, although only a few cases were available, it was possible to estimate the effect on ammonium, which was very high ($d = 6.84$; 95% CI = 4.06-9.61; $p < 0.05$). In contrast, in fresh waters, polyculture had an apparent effect on ammonium, nitrites and phosphorus, but these effects were not significant (Fig. 5). Finally, a correlation between the size effect on biomass expressed as total biomass (tonnes) and the number of species cultivated was attempted. In both cases, there was no relationship ($p > 0.05$) with biomass or the number of species.

DISCUSSION

The ecological effects of aquaculture on water column quality have still not received sufficient critical examination (*sensu* Islam 2005). This view is supported by the high heterogeneity of studies available in the current literature. High values of heterogeneity are not common throughout the ecological literature (Cote et al. 2001) except for some rare cases (Gurevitch et al. 1992). This seems to demonstrate, in contrast with other ecological topics, that the present topic may be affected strongly by several sources of variability producing high levels of heterogeneity in studying the response of dissolved nutrients in the water column to aquaculture loadings.

Features of cultivated organisms (fish, shrimps and molluscs) and their metabolic processes, ecosystem type (mixed, marine and fresh water), typology of cultivation (ponds, cages in open waters, land-based etc.), influence from receiving aquatic ecosystems (e.g. hydrodynamics of water bodies and water residence time), and management practices (e.g. annual biomass productions, feed supply etc.) have been invoked as major factors affecting the area surrounding farms (Islam 2005). These high and complex sources of variability lead only to a very fragmented panorama, from which one can generalise only with great difficulty about the phenomenon of environmental effects of aquaculture. Nevertheless, the results from the present meta-analysis quantitatively contextualise, in the domain of the current literature, the effects of aquaculture loadings on the surrounding water column. The overall direction of the size effect is indubitably corroborated; i.e. farm loadings stemming from different types of cultivated organisms and in different locations appear to induce a significant deviation from common natural patterns (as measured by each authors in their respective chosen controls) of almost all dissolved descriptors in a water column. Although this result may no longer be an assumption in the current literature, it could provide a synthesis of the direction of aquaculture effects, not least because some authors do not use a common scientific methodology or direction in their research effort, or in the way they report their data and results (*sensu* Riley & Edwards 1998, Karakassis 2001, Ling & Cotter 2003). To some extent, the present meta-analysis provides confirmation of this perspective, because not all factors usually cited among the main causal factors appeared to have a true effect across the analysed literature.

The cumulative effect. When examining the cumulative results, all nutrients commonly used to describe possible eutrophication risks induced by aquaculture appeared to be affected by loadings, except for silicates. Ammonium was the nitrogen form that more often deviated under cultivation conditions, followed by nitrates and nitrites and lastly by phosphorus. The differing chemical behaviour and the origin of each nutrient could explain these results (Valiela 1984, Hargreaves 1998, Quian et al. 2001). For example, as ammonium is mainly produced by excretion of organisms (both fish and shrimps) and in shallow waters (shallow basins, ponds, estuaries) from sediment-flux derived from the mineralisation of organic matter (e.g. food), it could be expected that it would be the first nutrient greatly affected by aquaculture loadings. More than 80% of nitrogen excretion by shrimps (Paez-Osuna et al. 1997) and fish, however, is represented by ammonium (Wood 1958, Tanaka & Kadowaki 1995). Phosphorus originating from decomposition of organic matter and metabolic activities has usually been invoked as the nutrient mainly affected after ammonium (Beveridge 1996) by aquaculture loading, which is an important limiting factor to primary productivity in most aquatic environments (Valiela 1984). Nevertheless, across the current literature the phosphorus pool appeared less affected with respect to nitrogen forms. Silicates mostly of terrigenous-continental origin (Valiela 1984) did not seem to be affected by aquaculture loadings.

The effect of type of organism and ecosystem. The major factors generating differences among studies in determining differences in dissolved pool appeared to be (1) the type of cultivated organism and (2) the ecosystem where they are cultivated, irrespective of management practices and site-specific features.

Accordingly, in most of the studied cases, types of organism depicted the same direction of the effect on dissolved nutrients, although each organism affected specific nutrients differently, depending on the ecosystem where they are cultivated and the intrinsic biology of each organism (metabolic processes, excreta quantity etc).

The size effect of fish and shrimps appeared to be significantly higher, comparable among each other and effective in determining a nutrient-rich environment in farmed areas regarding the common natural patterns as measured in controls. By contrast, bivalve case studies, although reduced in number ($n = 22$), did not produce a significant effect. Differences in metabolic processes and biological features among these cultivated organisms combined with

the type of management practices could explain these differences. Furthermore, dissolved waste release, for example, showed higher results in these experiments in fish than in bivalves, while shrimps were in the middle (Quian et al. 2001). This observation supports the direction of size effect (see Fig. 2) because the pattern of size effect could appear to correlate with the quantity of excreta release, which is a group-specific factor. However, this pattern is also linked to the type of management practice. Fish are mostly cultivated under intensive conditions and feed is provided by an external source; cultivation of shrimps is often carried out under semi-intensive conditions (Paez-Osuna et al. 1998) and the *quantum* of feed provided is smaller than for fish. In contrast, bivalves, such as suspensivores, collect their food directly from the environment without any other external input (Hickman 1992). Thus, the direction of the size effect can be further affected by the quality or the quantity of feed supplied to each type of organism (Enell 1995, Beveridge 1996, Islam 2005) and moreover can be linked indirectly to the cultivated biomass. However, the dependence between the total cultivated biomass and the number of species was tested and there was no significant relationship, which is surprising, because in many reviews these two factors are those most often invoked to explain differences in dissolved nutrient levels among farmed areas and controls.

Polyculture seems to be a separate case, having been cited on many occasions as a practice able to increase the environmental sustainability of aquaculture and economic incoming (Troell et al. 2003, Neori et al. 2004). The high magnitude of the measured size effect shows that the combination of different organisms coming from different trophic levels cultivated together did not minimise differences between controls and farmed areas with respect to monoculture. Such a result is quite puzzling but is very likely strongly divergent due to the low number of studies analysed from very different types of papers (Costa-Pierce 1998, Neori et al. 2000, Wahab et al. 2003) which resulted from the low accessibility of other data meeting all the requirements of reliability to be analysed with meta-analytic procedures. Thus, although reliable papers used in this meta-analysis were very few and highly heterogeneous, I wanted to analyse them to emphasise the scarcity of reliable information existing on this topic across the peer-reviewed literature.

Ecosystem type seems to be the other main causal factor determining differences among studies. The effect of aquaculture appeared highly location-specific, linked to width of the water body and consequently to the hydrodynamic regime, rather than to the cultivated

biomass or number of cultivated species or type of species. In contrast, the direction effect seems, in general, inversely correlated to the size of the water body (*sensu* Fernandes et al. 2001) and indirectly to hydrographic conditions (Sarà et al. 2006): the higher the degree of enclosure of water bodies, the bigger the effect size (i.e. effects of cultivation in fresh waters were greater than effects in mixed waters, and these in turn were greater than the effects in marine waters). Consequently, it was possible to extrapolate that nutrient loadings could be a function of degree of enclosure of water bodies, that indirectly determines both the flushing rate levels and the intrinsic chemical features of waters (Pillay 2004). In closed lakes, allochthonous nutrient loadings coming from farms amass to the autochthonous dissolved pool that in limited hydrodynamics (*sensu* Sarà in press, Sarà et al. 2006) can more easily induce a deviation of farmed areas from controls, thus altering the chemical equilibrium of the water column. In closed fresh waters, throughout the literature studied, the difference between controls and farmed areas was very high, and the highest for the resulting effect size. In mixed ponds or estuaries, where there is a concomitance of fresh- and marine waters, and where the circulation within ponds is often forced by gravity or pumps, allochthonous nitrogen and phosphorus loadings are often forced out of basins, which partially limits their accumulation. Therefore, the direction of the effect size suggests a general significant difference between controls and farmed areas, although it was lower than in fresh waters. In marine open waters, the intrinsic feature of openness would appear to limit the accumulation of allochthonous nutrients, reducing differences between controls and farmed areas and the overall size effect throughout the literature. To better investigate the link between the degree of openness of water bodies in the sea (an important concern highlighted in many reviews; Enell 1995) and the extent of effects, I attempted to classify the structure of aquaculture areas in semi-closed, sheltered, open etc. for each study. The results obtained were highly subjective due to limited knowledge of each site, conditions of which could not be ascertained and, because of this, the attempt was abandoned.

Statistical issues. The present meta-analysis based on the quantitative estimates of variance among all studies led me to exclude a high percentage of peer-reviewed papers not responding to meta-analytic criteria (~40%). In addition, most of the papers included in this meta-analysis reported the deviation tendency as standard deviations and only rarely as standard errors for means. This suggests that the accuracy of measures is quite low, and that, due to the limited

reporting of standard errors, there is an overall weakness in experimental design across the literature (Fernandes et al 2001, Ling & Cotter 2003). The study of effects of aquaculture on the surrounding environment seems to suffer from this deficiency, i.e. authors appeared rather lax in designing their experiments. This is quite typical of ecological studies carried out in large experimental fields (*sensu* Oksasen 2001) and is a genuine cause for concern. In most of these cases, however, it is simply not possible to plan experimental designs with the same rigour as with those in small enclosures, aquaria, a laboratory or similar controlled conditions (*sensu* Oksasen 2001). The degree of replication in large field conditions (*sensu* Hulbert 1984) is doubtlessly affected by several variables and factors that very often can be controlled only with difficulty (*sensu* Oksasen 2001). In my view, this is the cause of the high variance between studies that is greater than the intrinsic sampling errors from each study. Throughout the scientific literature on this subject, it is clear that the effort involved in sampling has been huge; more often than not, however, it is not channelled into building a good experimental design (Schmitt & Osemberg 1996, *sensu* Underwood 1997). The resulting situation is that in most of the studies, it is hard to detect the true effect of aquaculture facilities on the surroundings (Schmitt & Osemberg 1996), which enhances the risk of statistical errors (*sensu* Hulbert, 1984; Underwood 1997).

Research priorities, new perspectives and trends. The results of the present meta-analysis, even when cautiously interpreted, raise many more questions than they have answered. At the start of my data collection, it seemed that the huge quantity of publications would lead to a clear view of aquaculture effects on the environment. However, although a large amount of data had been published about this topic, the difficulty in finding them, the overall lack of useful information and the weakness in experimental designs all limit the conveying of such knowledge to the audience. Consequently, although we can find several thousands of citations through the WWW, the number of papers offering useful, accessible and substantially prominent information is only small. This has serious implications for potential environmental repercussions. More effort should be directed towards understanding the extent to which, and in what way, this anthropogenic disturbance can affect water column quality. Some of the present findings, in particular, should be made priority issues in any future research. Some authors have suggested polyculture as a potential solution to some aspects of eutrophication, because the contextual cultivation of species from different trophic levels (e.g.

algae and bivalves together with carnivorous fish) would reduce the impact that would emerge from the cultivation of only one carnivorous species (Troell et al 2003). Although theoretically this may be a satisfactory assumption, there is no evidence in the current literature, apart from a few (influential) in-yard and open field experiments, to support the notion that polyculture reduces environmental impacts. Thus, due to the scant information on this topic, greater effort should be directed towards examining this assumption that as yet is only theory.

Although bivalves are among the primary cultivated species in the world, involving large coastal populations and often political concerns (Hickman 1992), there is very limited information in the current literature about their potential impact on dissolved nutrient levels. This is very unusual, as they have received much attention from researchers over the last three or four decades, of which physiological aspects and, in particular, excretion rates have been the most investigated features (see for example Dame 1996, or Wildish & Khristmanson 1997 as reviews).

Although the choice of descriptors of dissolved nutrients is widely consolidated, some studies still pay attention to silicates. However, they appear to be poor descriptors of behaviour of heterotrophic loadings in a water column. In contrast, nitrogen forms appeared to be the more highly informative descriptors of eutrophication risks in a water column, while *in sensu stricto*, the role of dissolved phosphorus in describing the risk of eutrophication results was limited only to small water bodies, contradicting the commonly held view that phosphorus is, in most cases, the best descriptor.

Lastly, the present meta-analysis was not aimed at investigating the consequential effects of dissolved pool changes on suspended biological communities (phytoplankton, free-living bacteria etc; Sarà in preparation). Thus, since a deviation from a common natural pattern of dissolved nutrients does not necessarily imply a direct response of the suspended biota (*sensu* Pitta et al 1999, Sarà et al. 2006), the discovery of contextual reporting, within the same article, of both chemical and biological data, would possibly reveal the true detrimental effects of aquaculture loadings on the environment.

Acknowledgements:

I thank all scientists who responded to this literature search, Dr. J. Gurevitch (State University of New York at Stony Brook, USA) for the primary input into this meta-analysis, Dr. D. Campobello (University of Manitoba, Canada) and Prof. John Dean (University of South Carolina, USA) for their continued reviewing of earlier versions of this manuscript and to Prof. A. Mazzola (University of Palermo, Italy), my mentor, who was a major impetus in the starting of my scientific career. Thanks are also due to the anonymous referees who amended an

earlier version of the ms. All literature cited in this paper can be consulted freely by the scientific community through the author.

LITERATURE CITED

- Alongi, D.M., Chong, V.C., Dixon, P., Sasekumar, A., Tirendi, F. (2003). The influence of fish cage aquaculture on pelagic carbon flow and water chemistry in tidally dominated mangrove estuaries of peninsular Malaysia. *Marine Environmental Research*, 55, 313-323.
- Alongi, D.M., Dixon, P., Johnston, D.J., Van Tien, D., Thanh Xuan, T. (1999). Pelagic processes in extensive shrimp ponds of the Mekong delta, Vietnam. *Aquaculture*, 175, 121-141.
- Azim, M.E., Verdegem, M.C.J., Singh, M., Avan Dam, A., Beveridge, M.C.M. (2003). The effects of periphyton substrate and fish stocking density on water quality, phytoplankton, periphyton and fish growth. *Aquaculture Research*, 34, 685-695
- Ball, B., Raine, R., Douglas, D. (1997). Phytoplankton and particulate matter in Carlingford Lough, Ireland: an assessment of food availability and the impact of bivalve culture. *Estuaries*, 20, 430-440.
- Bardach, J.E. (1997). Aquaculture, pollution and biodiversity. In: J.E. Bardach, Sustainable aquaculture. John Wiley & Son Inc., p 87-99.
- Bechara, J.A., Roux, J.P., Diaz, F.J.R., Quintana, C.I.F., Longoni de Meabe, C.A. (2005). The effect of dietary protein level on pond water quality and feed utilization efficiency of pacu *Piaractus mesopotamicus* (Holmberg, 1887). *Aquaculture Research*, 36, 546-553.
- Beveridge, M. (1996). Cage aquaculture, 2th edn. Blackwell Science Ltd, Fishing News Books, Oxford.
- Biao, X., Zhuhong, D., Xiaorong, W. (2004). Impact of the intensive shrimp farming on the water quality of the adjacent coastal creeks from Eastern China. *Marine Pollution Bulletin*, 48, 543-553.
- Black, K.D. (2001). Environmental impacts of aquaculture. Sheffield, UK: Sheffield Academic Press. 212 pp.
- Boaventura, R., Pedro, A.M., Coimbra, J., Lencastre, E. (1997). Trout farm effluents: characterisation and impact on the receiving streams. *Environmental Pollution*, 95, 379-387.
- Burford, M.A. (1997). Phytoplankton dynamics in shrimp ponds. *Aquaculture Research*, 28, 351-360.
- Burford, M.A., Costanzo, S.D., Dennison, W.C., Jackson, C.J., Jones, A.B., McKinnon, A.D., Preston, N.P., Trott, L.A. (2003a). A synthesis of dominant ecological processes in intensive shrimp ponds and adjacent coastal environments in NE Australia. *Marine Pollution Bulletin*, 46, 1456-1469.
- Burford, M.A., Thompson, P.J., McIntosh, R.P., Bauman, R.H., Pearson, D.C. (2003b). Nutrient and microbial dynamics in high-intensity, zero-exchange shrimp ponds in Belize. *Aquaculture*, 219, 393-411.
- Carpenter, S.R., Caraco, N.F., Correll, D.L., Howarth, R.W., Sharpley, A.N., Smith, V.H. (1998). Non-point pollution of surface waters with phosphorus and nitrogen. *Ecological Applications*, 8, 559-568.
- Chandra Das, P., Ayyappan, S., Jena, J. (2005). Comparative changes in water quality and role of pond soil after application of different levels of organic and inorganic inputs. *Aquaculture Research*, 36, 785-798.

- Chin, K.K., Ong, S.L. (1997). Water conservation and pollution control for intensive prawn farms. *Water Science Technology*, 35, 77-81.
- Christensen, P.B., Glud, R.N., Dalsgaard, T., Gillespie, P. (2003). Impacts of long line mussel farming on oxygen and nitrogen dynamics and biological communities of coastal sediments. *Aquaculture*, 218, 567-588.
- Cohen, J. (1969). *Statistical power analysis for the behavioural sciences*. Academic Press, New York.
- Cooper, H., Hedges, L.V. (1994). *The handbook of research synthesis*. Russell Sage Foundation, New York, USA.
- Costanzo, S.D., O'Donohue, M.J., Dennison, W.C. (2004). Assessing the influence and distribution of shrimp pond effluent in a tidal mangrove creek in north-east Australia. *Marine Pollution Bulletin*, 48, 514-525.
- Costa-Pierce, B.A. (1998). Preliminary investigation of an integrated aquaculture-wetland ecosystem using tertiary-treated municipal wastewater in Los Angeles County, California. *Ecological Engineering*, 10, 341-354.
- Cote, I.M., Mosqueira, I., Reynolds, J.D. (2001). Effects of marine reserve characteristics on the protection of fish populations: a meta-analysis. *Journal of Fish Biology*, 59, 178-189.
- Cowan, V.J., Lorenzen, K., Funge-Smith, S.J. (1999). Impact of culture intensity and monsoon season on water quality in Thai commercial shrimp ponds. *Aquaculture Research*, 30, 123-133.
- Dame, R.F. (1996). *Ecology of marine bivalves: an ecosystem approach*. CRC Press: Boca Raton, FL, USA.
- De Casabianca, M.L., Laugier, T., Collart, D. (1997). Impact of shellfish farming eutrophication on benthic macrophyte communities in the Thau lagoon, France. *Aquaculture International*, 5, 301-314.
- Enell, M. (1995). Environmental impact of nutrients from Nordic fish farming. *Water Science Technology*, 31, 61-71.
- Fernandes, T.F., Eleftheriou, A., Ackefors, H., Eleftheriou, M., Ervik, A., Sanchez-Mata, A., Scanlon, T., White, P., Cochrane, S., Pearson, T.H., Read, P.A. (2001). The scientific principles underlying the monitoring of the environmental impacts of aquaculture. *Journal of Applied Ichthyology*, 17, 181-193.
- Figueredo, C.C., Giani, A. (2005). Ecological interactions between Nile tilapia (*Oreochromis niloticus*, L.) and the phytoplanktonic community of the Furnas Reservoir (Brazil). *Freshwater Biology*, 50, 1391-1403.
- Galope-Bacaltos, D.G., San Diego-Mcglone, M.L., Jacinto, G.S., Villanoy, C.L. (1999). Nutrient behaviour and productivity in a river system affected by fishpond effluents. *Marine Pollution Bulletin*, 39, 193-199.
- Gowen, R.J., Bradbury, N.B. (1987). The ecological impact of salmonids farming in coastal waters: a review. *Oceanography Marine Biology Annual Review*, 25, 563-575.
- Green, B.W., El Nagdy, Z., Hebicha, H. (2002). Evaluation of Nile Tilapia pond management strategies in Egypt. *Aquaculture Research*, 33, 1037-1048.
- Guerrero-Galvan, S.R., Paez-Osuna, F., Ruiz-Fernandez, A.C., Espinoza-Angulo, R. (1999). Seasonal variation in the water quality and chlorophyll a of semi-intensive shrimp ponds in a subtropical environment. *Hydrobiologia*, 391, 33-45.

- Guo, L., Li, Z. (2003). Effects of nitrogen and phosphorus from fish cage-culture on the communities of a shallow lake in middle Yangtze River basin of China. *Aquaculture*, 226, 201-212.
- Gurevitch, J., Morrow, L.L., Wallace, A., Walsh, J.S. (1992). A meta-analysis of competition in field experiment. *American Naturalist*, 140, 539-572.
- Hargreaves, J.A. (1998). Nitrogen biogeochemistry of aquaculture ponds. *Aquaculture*, 166, 191-212.
- Hedges, L.V., Olkin, V. (1985) *Statistical methods for meta-analysis*. Academic Press, New York, New York, USA.
- Hickman, R.W. (1992). Mussel cultivation. In: E. Gosling, *The mussel Mytilus: ecology, physiology, genetics and culture*. Elsevier, Amsterdam, p 465-510.
- Hopkins, J.S., Browdy, C.L., Hamilton II, R.D., Hamilton III, J.A. (1995). The effect of low-rate sand filtration and modified feed management on effluent quality, pond water quality and production of intensive shrimp ponds. *Estuaries*, 18, 116-123.
- Hurlbert, S.H. (1984). Pseudoreplication and the design of ecological field experiments. *Ecological Monograph*, 54, 187-211.
- Hussenot, J.M.E. (2003). Emerging effluent management strategies in marine fish-culture farms located in European coastal wetlands. *Aquaculture*, 226, 113-128.
- Islam, M.S. (2005). Nitrogen and phosphorus budget in coastal and marine cage aquaculture and impacts of effluent loading on ecosystem: review and analysis towards model development. *Marine Pollution Bulletin*, 50, 48-61.
- Islam, M.S., Sarker, J., Yamamoto, T., Wahab, A., Tanaka, M. (2004). Water and sediment quality, partial mass budget and effluent N loading in coastal brackish water shrimp farms in Bangladesh. *Marine Pollution Bulletin*, 48, 471-485.
- Islam, M.S., Tanaka, M. (2004). Impacts of pollution on coastal and marine ecosystems including coastal and marine fisheries and approach for management: a review and synthesis. *Marine Pollution Bulletin*, 48, 624-649.
- Iversen, T.M. (1995). Fish farming in Denmark: environmental impact of regulative legislation. *Water Science Technology*, 31, 73-84.
- Iwama, G.I. (1991). Interactions between aquaculture and the environment. *Critical Review Environmental Control*, 21, 177-216.
- Jackson, C., Preston, N., Thompson, P.J., (2004). Intake and discharge nutrient loads at three intensive shrimp farms. *Aquaculture Research*, 35, 1052-1061.
- Jones, A.B., O'Donohue, M.J., Udy, J., Dennison, W.C. (2001b). Assessing ecological impacts of shrimp and sewage effluent: biological indicators with standard water quality analyses. *Estuarine Coastal Shelf Science*, 52, 91-109.
- Kalantzi, I., Karakassis, I. (in press) Benthic impacts of fish farming: Meta-analysis of community and geochemical data. *Marine Pollution Bulletin*.
- Karakassis, I., (2001) Ecological effects of fish farming in the Mediterranean. *Cahiers Opt. Méditerranée*, 55, 15-22.
- La Rosa, T., Mirto, S., Favalaro, E., Savona, B., Sarà, G., Danovaro, R., Mazzola, A. (2002). Impact on the water column biogeochemistry of a Mediterranean mussel and fish farm. *Water Research*, 36, 713-721.

- Ling, E.N., Cotter, D. (2003). Statistical power in comparative aquaculture studies. *Aquaculture*, 224, 159-168.
- Martin, J.M., Veran, Y., Guelorget, O., Pham, D. (1998). Shrimp rearing: stocking density, growth, impact on sediment, waste output and their relationships studied through the nitrogen budget in rearing ponds. *Aquaculture*, 164, 135-149.
- McKinnon, A.D., Trott, L.A., Alongi, D.M., Davidson, A. (2002). Water column production and nutrient characteristics in mangrove creeks receiving shrimp farm effluent. *Aquaculture Research*, 33, 55-73.
- Merceron, M., Kempf, M., Bentley, D., Gaffet, J-D., Le Grand, J., Lamort-Datin, L. (2002). Environmental impact of a salmonid farm on a well flushed marine site: 1. current and water quality. *Journal of Applied Ichthyology*, 18, 40-50.
- Modica, A., Scilipoti, D., La Torre, R., Manganaro, A., Sarà, G. (2006). The effect of mariculture facilities on biochemical features of suspended organic matter (southern Tyrrhenian, Mediterranean). *Estuarine Coastal Shelf Science*, 66, 177-194.
- Motzkin, F., Cohen, Y., Gordin, H., Padan, E. (1982). Productivity relations in seawater fish ponds: a comparison of stocked and unstocked ponds. *Marine Ecology Progress Series*, 8, 203-210.
- Naylor, R.L., Goldberg, R.J., Mooney, H., Beveridge, M.C.M., Clay, J., Folke, C., Kautsky, N., Lubchenco, J., Primavera, J.H., Williams, M. (1998). Nature's subsidies shrimp and salmon farming. *Science*, 282, 883-884.
- Naylor, R.L., Goldberg, R.J., Primavera, J.H., Kautsky, N., Beveridge, M.C.M., Clay, J., Folke, C., Lubchenco, J., Mooney, H., Troell, M. (2000). Effect of aquaculture on world fish supplies. *Nature*, 405, 1017-1024.
- Neori, A., Chopin, T., Troell, M., Buschmann, A.H., Kraemer, G.P., Halling, C., Shpigel, M., Yarish, C., (2004). Integrated aquaculture: rationale, evolution and state of the art emphasizing seaweed biofiltration in modern mariculture. *Aquaculture*, 231, 361-391.
- Neori, A., Shpigel, M., Ben-Ezra, D., (2000). Sustainable integrated system for culture of fish, seaweed and abalone. *Aquaculture*, 186, 279- 291.
- Nordvang, L., Johansson, T. (2002). The effects of fish farm effluents on the water quality in the Aland archipelago, Baltic Sea. *Aquaculture Engineering*, 25, 253-279.
- Ogilvie, S.C., Ross, A.H., Schiel, D.R., (2000) Phytoplankton biomass associated with mussel farms in Beatrix Bay, New Zealand. *Aquaculture*, 181, 71-80.
- Oksanen, L. (2001). Logic of experiments in ecology: is pseudoreplication a pseudoissue? *Oikos*, 94, 27-38.
- Paez-Osuna, F., Guerrero-Galvan, S.R., Ruiz-Fernandez, A.C. (1998) The Environmental impact of shrimp aquaculture and the coastal pollution in Mexico. *Marine Pollution Bulletin*, 36, 75-75.
- Paez-Osuna, F., Guerrero-Galvan, S.R., Ruiz-Fernandez, A.C., Espinoza-Angulo, R. (1997). Fluxes and mass balances of nutrients in a semi-intensive shrimp farm in North-Western Mexico. *Marine Pollution Bulletin*, 34, 290-297.
- Pietros, J.M., Rice, M.A. (2003). The impacts of aquacultured oysters, *Crassostrea virginica* (Gmelin, 1791) on water column nitrogen and sedimentation: results of a controlled study. *Aquaculture*, 220, 407-422.
- Pillay, T.V.R. (2004). *Aquaculture and the environment*, 2th edn. Blackwell Publishing, Oxford, UK.

- Pitta, P., Apostolaki, E.T., Giannoulaki, M., Karakassis, I. (2005). Mesoscale changes in the water column in response to fish farming zones in three coastal areas in the Eastern Mediterranean Sea. *Estuarine Coastal Shelf Science*, 65, 501-512.
- Pitta, P., Karakassis, I., Tsapakis, M., Zivanovic, S. (1999). Natural versus mariculture induced variability in nutrients and plankton in the Eastern Mediterranean. *Hydrobiologia*, 391, 181-194.
- Quian, P., Wu, M.C.S., Ni, I. (2001). Comparison of nutrients release among some maricultured animals. *Aquaculture*, 200, 305-316.
- Riley, J., Edwards, P. (1998). Statistical aspects of aquaculture research: pond variability and pseudoreplication. *Aquaculture Research*, 29, 281-288.
- Rosemberg, M.S., Adams, D.C., Gurevitch, J. (2000). *MetaWin: Statistical software for Meta-analysis*, Version 2. Sinauer Associates, Sunderland, Massachusetts, USA.
- Rosenthal, R. (1979). The file drawer problem and tolerance for null hypothesis. *Psychological Bulletin*, 85, 185-193.
- Ruiz, J.M., Perez, M., Romero, J. (2001). Effects of fish farm loadings on seagrass (*Posidonia oceanica*) distribution, growth and photosynthesis. *Marine Pollution Bulletin*, 42, 749-760.
- Samocha, T.M., Lopez, I.M., Jones, E.R., Jackson, S., Lawrence, A.L. (2004). Characterization of intake and effluent waters from intensive and semi-intensive shrimp farms in Texas. *Aquaculture Research*, 35, 321-339.
- Sarà, G. (in press). Hydrodynamics affects origin and quality of food availability for bivalves: an isotopic, biochemical and transplant integrated study. *Marine Ecology Progress Series*.
- Sarà, G., Scilipoti, D., Milazzo, M., Modica, A. (2006). Use of stable isotopes to investigate dispersal of waste from fish farms as a function of hydrodynamics. *Marine Ecology Progress Series*, 313, 261-270.
- Scheiner, S.M., Gurevitch, J. (2001). *Design and analysis of ecological experiments*, 2th edn. Oxford University Press, Oxford, UK.
- Schmitt, R.J., Osemberg, C.W. (1996). *Detecting ecological impacts. Concepts and applications in coastal habitats*. Academic Press Inc., San Diego, USA.
- Soto, D., Norambuena, F. (2004) Evaluation of salmon farming effects on marine systems in the inner seas of southern Chile: a large-scale mensurative experiment. *Journal of Applied Ichthyology*, 20, 493-501.
- Sumagaysay-Chavoso, N.S., San Diego-McGlone L., David, L.T. (2004). Environmental capacity of receiving water as basis for regulating intensity of milk fish (*Chanos chanos* Forsskal) culture. *Journal of Applied Ichthyology*, 20, 476-487.
- Tanaka, Y., Kadowaki, S. (1995). Kinetics of nitrogen excretion by cultured flounder *Paralichthys olivaceus*. *Journal World Aquaculture Society*, 26, 188-193.
- Tang, H., Xie, P., Lu, M., Xie, L., Wang, J. (2002). Studies on the effects of silver carp (*Hypophthalmichthys molitrix*) on the phytoplankton in a shallow hypereutrophic lake through an enclosure experiment. *International Review Hydrobiology*, 87, 107-119.
- Tovar, A., Moreno, C., Manuel-Vez, M., Garcia-Vargas, M. (2000a). Environmental impacts of intensive aquaculture in marine waters. *Water Research*, 34, 334-342.
- Tovar, A., Moreno, C., Manuel-Vez, M., Garcia-Vargas, M. (2000b). Environmental implications of intensive marine aquaculture in earthen ponds. *Marine Pollution Bulletin*, 40, 981-988.

- Troell, M., Halling, C., Neori, A., Chopin, T., Buschmann, A.H., Kautsky, N., Yarish, C. (2003) Integrated mariculture: asking the right questions. *Aquaculture*, 226, 69-90.
- Trott, L., Alongi, D. (2000). The impact of shrimp pond effluent on water quality and phytoplankton biomass in a tropical mangrove estuary. *Marine Pollution Bulletin*, 40, 947-951.
- Underwood, A.J. (1997). *Experiments in ecology. Their logical and interpretation using analysis of variance.* Cambridge University Press, p 504.
- Valiela, I. (1984). *Marine Ecological Processes.* Springer-Verlag, New York.
- Wahab, M.A., Alim, M.A., Milstein, A. (2003). Effects of adding the small fish punti (*Puntius sophore* Hamilton) and/or mola (*Amblypharyngodon mola* Hamilton) to a polyculture of large carp. *Aquaculture Research*, 33, 149-163.
- Wahab, M.A., Stirling, H.P. (1991). Environment and development of benthos in earthen trout ponds in Central Scotland. *Aquaculture*, 97, 335-352.
- Wang, M.C., Bushman, B.J. (1998). Using the normal quantile plot to explore meta-analytic data sets. *Psychological Methods*, 3, 46-54.
- Wildish, D., Kristmanson, D. (1997), *Benthic suspension feeders and flow.* Cambridge University Press, UK.
- Wood, J.D. (1958). Nitrogen excretion in some marine teleosts. *Canadian Journal Biochemistry Physiology*, 36, 1237-1242.
- Wu, R.S.S. (1995), The environmental impact of marine fish culture: towards a sustainable future. *Marine Pollution Bulletin*, 31, 159-166.
- Wu, R.S.S., Lam, K.S., MacKay, D., Lau, T., Yam, V. (1994). Impact of marine fish farming on water quality and bottom sediment: a case study in the sub-tropical environment. *Marine Environmental Research*, 38, 115-145.
- Zambrano, L., Perrow, M.R., Macias-Gracia, C., Aguirre-Hidalgo, V. (1999). Impact of introduced carp (*Cyprinus carpio*) in subtropical shallow ponds in Central Mexico. *Journal Aquatic Ecosystem Stress Recovery*, 6, 281-288.
- Zimba, P.V., Mischke, C.C., Brashear, S.S. (2003). Pond age–water column trophic relationships in channel catfish *Ictalurus punctatus* production ponds. *Aquaculture*, 219, 291-301.

Tables

Table 1. The list of peer-reviewed papers published from 1982 to 2005 included in the present meta-analysis, reporting also countries (n = 30) where experiments were carried out, areas, type of ecosystem (mixed, freshwater and marine) and cultivated organism (SHR = shrimps; FISH = fish; BIV = bivalves; POLY = polyculture). The total cultivated species were 45 among fish (n = 24), shrimps (n = 11), bivalves (n = 7) and algae or plants (n = 3). The topological features of each study have been also reported (controlled = environment controlled-by-researchers with variable volumes from a few litres [mesocosm] to some hundred or thousand of m³ [enclosure]; open field = open environment mostly in the sea or in estuaries never controlled by researchers; pond = earthen basins usually used for shrimp cultivation)

#	STUDY	COUNTRY	AREA	ECOSYSTEM	TYPE	TOPOGRAPHY
1	Alongi et al 1999	Vietnam	Pacific	Mixed	SHR	Pond
2	Alongi et al 2003	Malaysia	Pacific	Mixed	FISH	Open field
3	Azim et al 2003	Netherland	Inland	Freshwater	FISH	Controlled
4	Ball et al 1997	Ireland	Atlantic	Marine	BIV	Open field
5	Bechara et al 2005	Argentina	Atlantic	Freshwater	FISH	Controlled
6	Biao et al 2004	China	Pacific	Marine	BIV	Pond
7	Boaventura et al 1997	Portugal	Atlantic	Freshwater	FISH	Open field
8	Burford 1997	Australia	Pacific	Mixed	SHR	Pond
9	Burford et al 2003a	Australia	Pacific	Mixed	SHR	Pond
10	Burford et al 2003b	Belize	Atlantic	Marine	FISH	Pond
11	Chandra Das et al 2005	India	Indian	Freshwater	FISH	Controlled
12	Chin and Ong 1997	Singapore	Pacific	Freshwater	SHR	Pond
13	Christensen et al 2003	New Zealand	Pacific	Marine	BIV	Open field
14	Costanzo et al 2004	Australia	Pacific	Mixed	SHR	Pond
15	Costa-Pierce 1998	California, USA	Pacific	Freshwater	POLY	Controlled
16	Cowan et al 1999	Thailand	Pacific	Mixed	SHR	Pond
17	De Casabianca et al 1997	France	Mediterranean	Marine	BIV	Open field
18	Figueredo and Giani 2005	Brasil	Inland	Freshwater	FISH	Controlled
19	Galope-Bacaltos et al 1999	Phillippines	Pacific	Freshwater	FISH	Open field
20	Green et al 2002	Egypt	Mediterranean	Freshwater	FISH	Controlled
21	Guerrero-Galvan et al 1999	Mexico	Pacific	Mixed	SHR	Pond
22	Guo and Li 2003	China	Inland	Freshwater	FISH	Open field
23	Hopkins et al 1995	South Carolina, USA	Atlantic	Mixed	SHR	Open field
24	Hussenot 2003	France	Atlantic	Marine	FISH	Open field
25	Islam et al 2004	Bangladesh	Indian	Mixed	SHR	Pond
26	Jackson et al 2004	Australia	Pacific	Mixed	SHR	Pond
27	Jones et al 2001b	Australia	Pacific	Mixed	SHR	Pond
28	La Rosa et al 2002	Italy	Mediterranean	Marine	BIV	Open field
29	Martin et al 1998	New Caledonia	Pacific	Marine	SHR	Controlled
30	McKinnon et al 2002	Australia	Pacific	Mixed	FISH	Open field
31	Merceron et al 2002	France	Atlantic	Marine	FISH	Open field
32	Motzkin et al 1982	Israel	Mediterranean	Marine	FISH	Pond
33	Neori et al 2000	Israel	Mediterranean	Marine	POLY	Controlled
34	Nordvang and Johansson 2002	Finland	Atlantic	Marine	FISH	Open field
35	Ogilvie et al 2000	New Zealand	Pacific	Marine	BIV	Open field
36	Paez-Osuna et al 1997	Mexico	Pacific	Mixed	SHR	Pond
37	Pietros and Rice 2003	Rhode Island, USA	Atlantic	Marine	BIV	Controlled
38	Pitta et al 1999	Greece	Mediterranean	Marine	FISH	Open field
39	Pitta et al 2005	Greece	Mediterranean	Marine	FISH	Open field

40	Ruiz et al 2001	Spain	Mediterranean	Marine	FISH	Open field
41	Samocha et al 2004	Texas, USA	Atlantic	Mixed	SHR	Pond
42	Soto and Norambuena 2004	Chile	Pacific	Marine	FISH	Open field
43	Sumagaysay-Chavoso et al 2004	Philippines	Pacific	Mixed	FISH	Open field
44	Tang et al 2002	China	Inland	Freshwater	FISH	Controlled
45	Tovar et al 2000a	Spain	Atlantic	Marine	FISH	Open field
46	Tovar et al 2000b	Spain	Atlantic	Marine	FISH	Open field
47	Trott and Alongi 2000	Australia	Pacific	Mixed	SHR	Pond
48	Wahab and Stirling, 1991	Scotland, UK	Inland	Freshwater	FISH	Controlled
49	Wahab et al 2003	Bangladesh	Indian	Freshwater	POLY	Controlled
50	Wu et al 1994	Hong Kong, China	Pacific	Marine	FISH	Open field
51	Zambrano et 1999	Mexico	Inland	Freshwater	FISH	Controlled
52	Zimba et al 2003	Mississippi, USA	Inland	Freshwater	FISH	Controlled

ACCEPTED MANUSCRIPT

Table 2. Effect of aquaculture facilities on each dissolved nutrient across all studies, in all ecosystems and for each type of organism (NH₄ = ammonium; NO₂ = nitrite; NO₃ = nitrate; PO₄ = phosphorus; SiO₂ = silicates ALL = all nutrient cumulated together; df = degree of freedom; *d*₊ = mean size effect; 95% CI = 95% confidence interval; *P* = probability level)

Nutrient	df	<i>d</i> ₊	95% CI	<i>P</i>
NH ₄	101	1.53	1.23-1.83	<0.05
NO ₂	69	0.85	0.49-1.20	<0.05
NO ₃	58	1.31	0.92-1.71	<0.05
PO ₄	172	0.68	0.45-0.91	<0.05
SiO ₂	27	-0.18	-0.80-0.41	>0.05
ALL	426	0.94	0.79-1.08	<0.05

ACCEPTED MANUSCRIPT

Table 3. Effect of organism type on the sum of dissolved nutrients through all studies and in all ecosystems (SHR = shrimps; FISH = fish; BIV = bivalves; POLY = polyculture; ALL = all organisms cumulated together; df = degree of freedom; d_+ = mean size effect; 95% CI = 95% confidence interval; P = probability level)

Organism	df	d_+	95% CI	P
SHR	132	0.71	0.46-0.96	<0.05
FISH	257	1.10	0.92-1.29	<0.05
BIV	22	-0.03	-0.69-0.62	>0.05
POLY	12	1.80	0.91-2.65	<0.05
ALL	426	0.94	0.80-1.10	<0.05

ACCEPTED MANUSCRIPT

Table 4. Effect of aquaculture facilities in each ecosystem analysed irrespective of dissolved nutrient type and organism across all studies (ALL= all nutrient cumulated together; df = degree of freedom; d_+ = mean size effect; 95% CI = 95% confidence interval; P = probability level)

Ecosystem	df	d_+	95% CI	P
Mixed waters	153	0.61	0.39-0.84	<0.05
Freshwater	116	2.04	1.78-2.30	<0.05
Marine waters	125	0.37	0.14-0.61	<0.05
ALL	426	0.93	0.76-1.11	<0.05

ACCEPTED MANUSCRIPT

Figure captions

Figure 1 The normal quantile plot plotted using all studies (n = 427)

Figure 2 General meta-analytical results with a) the mean effect size of all cumulated aquaculture facilities across all studies on each nutrient (NH_4 = ammonium; NO_2 = nitrite; NO_3 = nitrate; PO_4 = phosphorus; SiO_2 = silicates ALL = all nutrient cumulated together); b) the mean effect size of each organism type on dissolved nutrient levels across all studies and in all ecosystems cumulated together (SHR = shrimps; FISH = fish; BIV = bivalves; POLY = polyculture; ALL = all organisms cumulated together); c) the mean effect size of aquaculture facilities in each ecosystem analysed irrespective of dissolved nutrient type and organism across all studies and d) the mean effect size of shrimp aquaculture only in mixed water on each nutrient (NH_4 = ammonium; NO_2 = nitrite; NO_3 = nitrate; PO_4 = phosphorus; SiO_2 = silicates).

Figure 3 The mean effect size of fish aquaculture in all ecosystems on each nutrient (NH_4 = ammonium; NO_2 = nitrite; NO_3 = nitrate; PO_4 = phosphorus; SiO_2 = silicates) (95% confidence limits were reported).

Figure 4 The mean effect size of bivalve aquaculture in marine waters on each nutrient (NH_4 = ammonium; NO_2 = nitrite; NO_3 = nitrate; PO_4 = phosphorus; SiO_2 = silicates) (95% confidence limits were reported).

Figure 5 The mean effect size of polyculture in fresh waters on each nutrient (NH_4 = ammonium; NO_2 = nitrite; NO_3 = nitrate; PO_4 = phosphorus; SiO_2 = silicates) (95% confidence limits were reported).

Figures

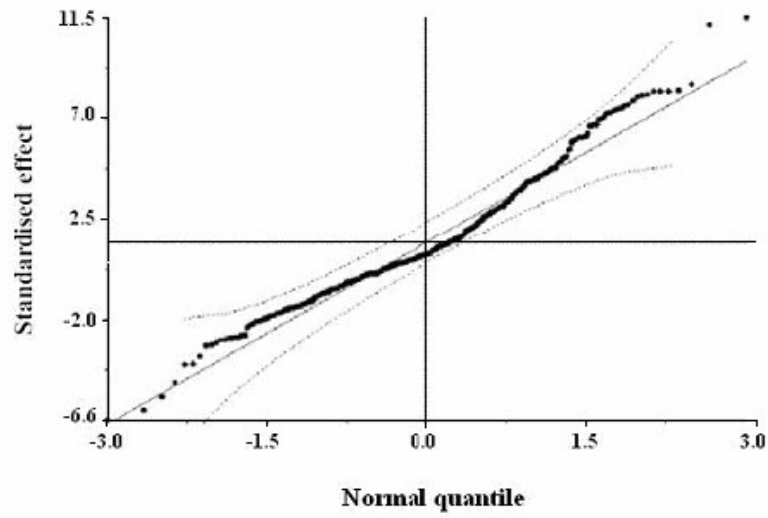


Figure 1

ACCEPTED

The impact of aquaculture on dissolved matter: a meta-analysis

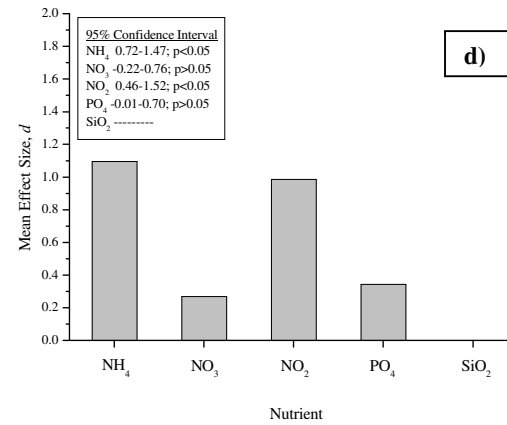
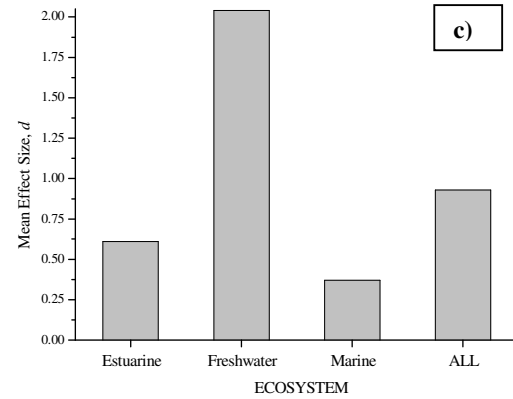
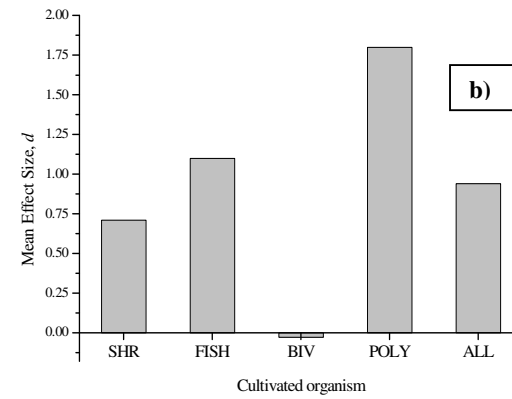
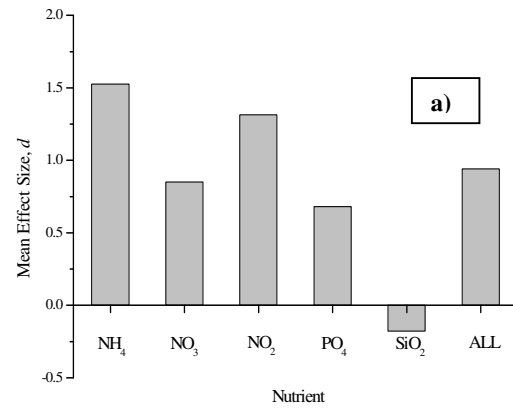


Figure 2

ACCEPTED MANUSCRIPT

The impact of aquaculture on dissolved matter: a meta-analysis

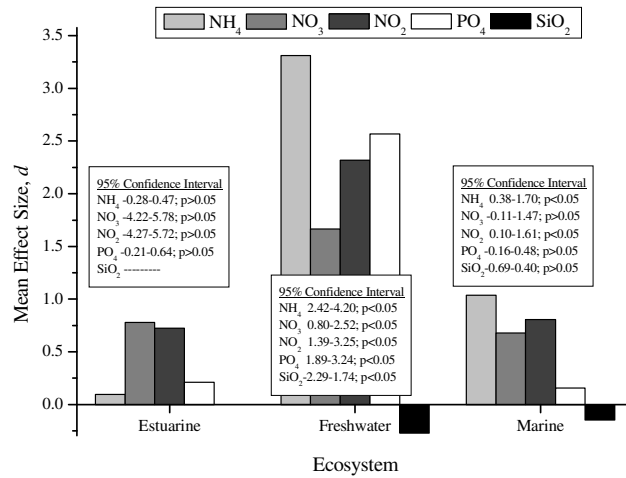


Figure 3

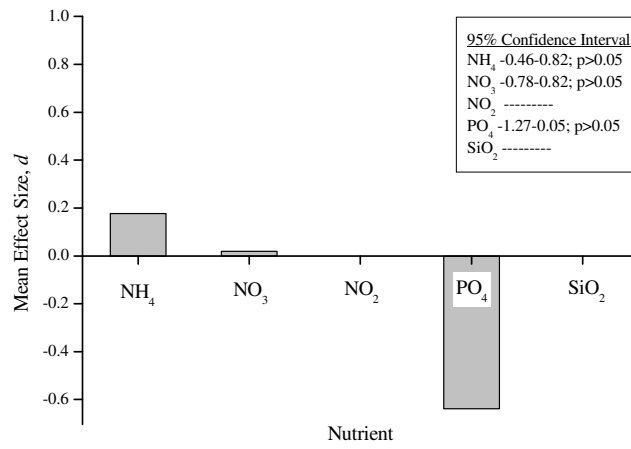


Figure 4

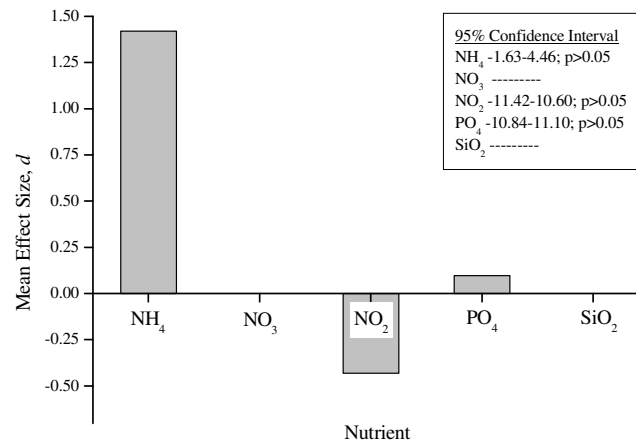


Figure 5