



HAL
open science

Existence of Quasi-stationary states at the Long Range threshold

Alessio Turchi, Duccio Fanelli, Xavier Leoncini

► **To cite this version:**

Alessio Turchi, Duccio Fanelli, Xavier Leoncini. Existence of Quasi-stationary states at the Long Range threshold. *Commun. Nonlinear. Sci. Numer. Simulat.*, 2011, 16 (12), pp.4718-4724. 10.1016/j.cnsns.2011.03.013 . hal-00499612

HAL Id: hal-00499612

<https://hal.science/hal-00499612>

Submitted on 11 Jul 2010

HAL is a multi-disciplinary open access archive for the deposit and dissemination of scientific research documents, whether they are published or not. The documents may come from teaching and research institutions in France or abroad, or from public or private research centers.

L'archive ouverte pluridisciplinaire **HAL**, est destinée au dépôt et à la diffusion de documents scientifiques de niveau recherche, publiés ou non, émanant des établissements d'enseignement et de recherche français ou étrangers, des laboratoires publics ou privés.

Existence of Quasi-stationary states at the Long Range threshold

Alessio Turchi* Duccio Fanelli** Xavier Leoncini***

* *Dipartimento di Energetica "Sergio Stecco", Università di Firenze, via s. Marta 3, 50139 Firenze, Italia and Centre de Physique Théorique, Aix-Marseille Université, CNRS, Luminy, Case 907, F-13288 Marseille cedex 9, France.*

** *Dipartimento di Energetica "Sergio Stecco", Università di Firenze, via s. Marta 3, 50139 Firenze, Italia and Centro interdipartimentale per lo Studio delle Dinamiche Complesse (CSDC) and INFN*

*** *Centre de Physique Théorique, Aix-Marseille Université, CNRS, Luminy, Case 907, F-13288 Marseille cedex 9, France (e-mail: leoncini@cpt.univ-mrs.fr)*

Abstract: In this paper the lifetime of quasi-stationary states (QSS) in the α -HMF model are investigated at the long range threshold ($\alpha = 1$). It is found that QSS exist and have a diverging lifetime $\tau(N)$ with system size which scales as $\tau(N) \sim \log N$, which contrast to the exhibited power law for $\alpha < 1$ and the observed finite lifetime for $\alpha > 1$. Another feature of the long range nature of the system beyond the threshold ($\alpha > 1$) namely a phase transition is displayed for $\alpha = 1.5$. The definition of a long range system is as well discussed.

Keywords: Long range systems, Fractional dynamics, Hamiltonian chaos.

1. INTRODUCTION

Studying the dynamics of Hamiltonian systems with a large number of degrees of freedom and its connection to equilibrium statistical mechanics has been a long standing problem. The relaxation to statistical equilibrium has been under scrutiny ever since the pioneering work of Fermi and the FPU problem(1). Moreover, since the advent of powerful computers and for specific systems within a class of initial conditions, integrating numerically Hamiltonian dynamics has proven to be competitive in regards to Monte-Carlo schemes for the study of statistical properties (see for instance (2; 3) and references therein). The assumption made is that since the system admits only a few conserved quantities for generic initial conditions, once the dimensions of phase space are large enough, microscopic Hamiltonian chaos should be at play and be sufficiently strong to provide the foundation for the statistical approach within the micro-canonical ensemble. However recent studies have shown that there is an increase of regularity with system size in the microscopic dynamics when considering systems with long range interactions (4; 5; 6; 7). Indeed, the statistical and dynamical properties of these systems are still under debate. For instance extensivity is not always provided and discrepancies between canonical and micro-canonical ensembles can be found such as negative specific heats for the latter (8; 9). Moreover, phase transitions for systems embedded in one dimension can be found.

In particular, long range systems often display a slow relaxation to equilibrium. Starting from an initial condition they are in fact trapped in long-lasting out of equilibrium regimes, termed in the literature Quasi Stationary States

(QSS) which have distinct macroscopic characteristics, when compared to the equilibrium configuration.

A now paradigmatic model of long range interactions Hamiltonian systems is the Hamiltonian Mean Field (HMF) model (10), which corresponds to a mean field XY-model with a kinetic energy term (rotators). In the limit of infinite system size the HMF model can be described using a Vlasov equation (11; 9). More recently, stationary states have been constructed using invariant measures of systems composed of uncoupled pendula (6), more specifically it was emphasized that the microscopic dynamics in the magnetized stationary state is regular and explicitly known. This observation lead to explain the abundance of regular orbits as revealed in (5). These results first obtained for the HMF have been extended for the case when the coupling constant depends on the distance between sites, namely for α -HMF model in its long range version ($\alpha < 1$)(7). This model was introduced for instance in (12) and displays identical equilibrium features as the HMF(13; 9). In fact it was shown that all stationary states of the HMF model are as well stationary states of the α -HMF model, that microscopic dynamics is as well regular, at the price of microscopic spatial complexity, which is locally scale invariant(7). Before going on we write the governing Hamiltonian of the model:

$$H = \sum_{i=1}^N \left[\frac{p_i^2}{2} + \frac{1}{2N} \sum_{j \neq i}^N \frac{1 - \cos(q_i - q_j)}{\|i - j\|^\alpha} \right], \quad (1)$$

where q_i stands for some spin angle located on the lattice site i , and p_i is its canonically conjugate momentum. The distance $\|i - j\|$ is actually the shortest distance on the

circle of perimeter $N - 1$, so that the systems can be isolated and still translational invariant along the lattice. The mean field model is recovered for $\alpha = 0$, and for N even, we write

$$\tilde{N} = \left(\frac{2}{N}\right)^\alpha + 2 \sum_{i=1}^{N/2-1} \frac{1}{i^\alpha}, \quad (2)$$

to insure extensivity. The equations of motions of element i are derived from the Hamiltonian (1):

$$\dot{p}_i = -\sin(q_i)C_i + \cos(q_i)S_i = M_i \sin(q_i - \varphi_i), \quad (3)$$

$$\dot{q}_i = p_i, \quad (4)$$

where

$$C_i = \frac{1}{\tilde{N}} \sum_{j \neq i} \frac{\cos q_j}{\|i - j\|^\alpha} \quad (5)$$

$$S_i = \frac{1}{\tilde{N}} \sum_{j \neq i} \frac{\sin q_j}{\|i - j\|^\alpha}. \quad (6)$$

C_i and S_i identify the two components of a magnetization per site, with modulus $M_i = \sqrt{C_i^2 + S_i^2}$, and phase $\varphi_i = \arctan(S_i/C_i)$. For large N , and assuming $0 < \alpha < 1$, we have

$$\tilde{N} \approx \frac{2}{1-\alpha} (N/2)^{1-\alpha}. \quad (7)$$

We then can use (7) in Eq.(5) and, make the $N \rightarrow \infty$ limit while introducing the continuous variables $x = i/N$ and $y = j/N$ to arrive at

$$C(x) = \frac{1-\alpha}{2^\alpha} \int_{-1/2}^{1/2} \frac{\cos(q(y))}{\|x-y\|^\alpha} dy, \quad (8)$$

where $\|x-y\|$ represents the minimal distance on a circle of perimeter one. We can recognize the fractional integral $I^{1-\alpha}$ and consequently write

$$C(x) = \frac{1-\alpha}{2^\alpha} \Gamma(1-\alpha) I^{1-\alpha} (\cos q(x)). \quad (9)$$

In this large size limit, the α -HMF dynamics implies studying the evolution of the scalar fields $q(x,t)$ and $p(x,t)$ which are ruled by the fractional (non-local) partial differential equations

$$\begin{aligned} \frac{\partial q}{\partial t} &= p(x,t) \\ \frac{\partial p}{\partial t} &= \frac{\mu}{2^\alpha} \Gamma(\mu) (-\sin(q) I^\mu (\cos q) + \cos(q) I^\mu (\sin q)). \end{aligned}$$

where $\mu = 1 - \alpha$. It has then been shown in (7) that stationary states are solutions of

$$D^\alpha \cos q = \frac{d^\alpha \cos q}{dx^\alpha} = 0. \quad (10)$$

where the operator D^α stands for the fractional derivative, and that actually this property was shared with non stationary QSS's. All these results were obtained for the model in its long range version, meaning when α is smaller than one.

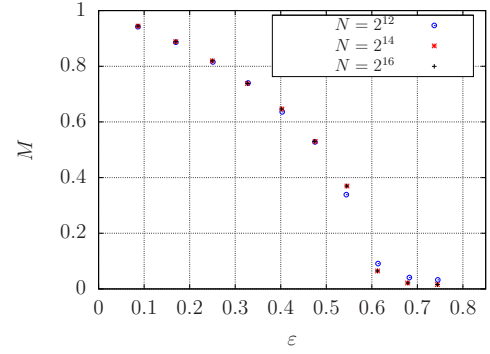


Fig. 1. Magnetization vs energy, for $\alpha = 1.5$. A phase transition is displayed with $\epsilon_c \approx 0.6$. The transition point seem to be different from the long-range one which is $\epsilon_c = 0.75$, but the qualitative behavior of curve is the same.

2. WHAT HAPPENS FOR $2 > \alpha \geq 1$

We recall that systems are considered long range when the two body interacting potential $V(r)$ decays at the most as $1/r^\alpha$ with $\alpha < d$, where d stands for the dimension of the embedding space. Having only one degree of freedom $d = 1$ for the α -HMF model. In these regards, considering situations where $1 < \alpha < 2$ is actually studying short range models, In fact \tilde{N} is finite so there is no need of system size renormalization of the coupling constant for $\alpha > 1$. However something is peculiar about this lattice model. Indeed when considering the dynamics of a long range system, we would expect the force to be ruled by a $1/r^\beta$ decay with $\beta = \alpha + 1$, which is not the case for the lattice model for which the decay exponent is unchanged ($\beta = \alpha$). Moreover given the particular importance of the microscopic dynamics and possible ergodicity breaking, one could naturally raise the question if the long range nature of a system is not ruled by the dynamics, which would then imply a system to be long ranged if $\beta < d + 1$, which for the α -HMF model would imply $\alpha < 2$. Most of the previous analysis of the model has been performed for $\alpha < 1$, and can not simply be extended to $1 < \alpha < 2$. A first numerical analysis is therefore necessary.

2.1 Phase transitions

One peculiarity of one dimensional systems, is that there should not bare any phase transition if the interaction is short ranged. A first numerical study of the magnetization versus density of energy is performed for $\alpha = 1.5$ in Fig. 1. The numerical integration of the microscopic dynamics is performed using a symplectic scheme, (optimal fifth order see(14)), a typical time step used is $\delta t = 0.05$, and the initial conditions are Gaussian distributed. The fast Fourier transforms are done with the fftw libraries. As can be seen in Fig. 1 a phase transition is displayed at a transition point $\epsilon_c \approx 0.6$ which is then different from the universal value obtained for $\alpha < 1$ which is $\epsilon_c = 0.75$. Preliminary results show actually that the critical point depends on the value of α and results seem to show that it approaches $\epsilon = 0$ for $\alpha = 2$.

This existence of a phase transition beyond the ‘‘classical’’ long range threshold in one dimension had already been

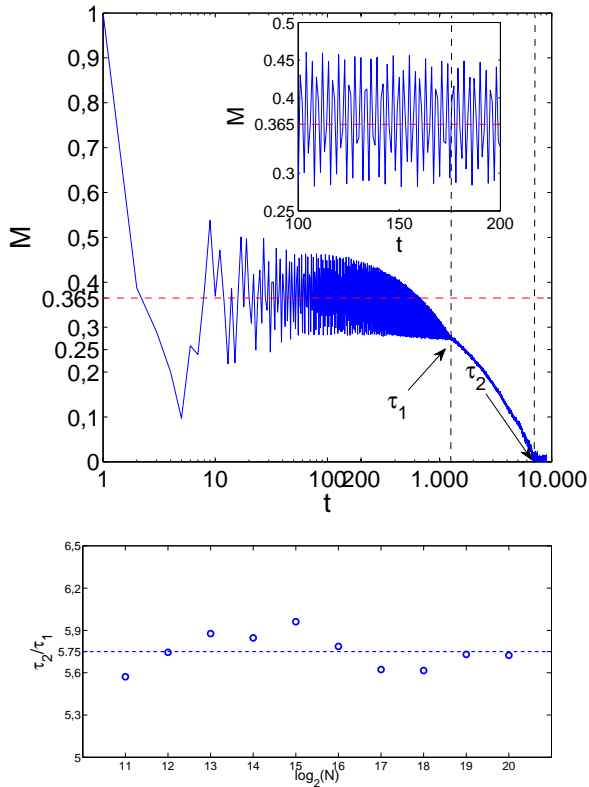


Fig. 2. Top: Magnetization curve vs time for $\alpha = 1.0$, $N = 2^{18}$ and $\epsilon = 1.2$. During the QSS the magnetization is oscillating for a time τ_1 , then it relaxes down to its equilibrium value in a time τ_2 .

Bottom: $\frac{\tau_2}{\tau_1}$ for different values of N , $\alpha = 1$ and $\epsilon = 0.6$. The two times are approximately proportional, so the knowledge of τ_1 gives a good approximation for τ_2 . This proportionality is respected for all α values in this paper, even if the proportionality constant may vary.

noticed for the Ising model by Dyson in the sixties, but this feature seems to favor the dynamical definition of what a long range system ought be. However an important feature to assert this new definition would be to find as well quasi-stationary states in this region of α 's.

2.2 QSS lifetime

In long range interacting systems, generally, the limit $N \rightarrow \infty$ and $t \rightarrow \infty$ doesn't commute, so the thermodynamic limit is not unequivocally defined and one may end up in different equilibrium states depending on the order of the previous limits. Physically it's more feasible to compute the continuous limit before the time limit, so if the lifetime τ of the QSS diverges with N it becomes the effective real equilibrium of the system, which in general is not obeying Boltzmann's statistics (4). We studied how the QSS lifetime scales with the exponent α in the decay parameter of the potential.

First we studied the behavior of the lifetime τ around the crucial value $\alpha = 1$ to better understand the transition between a long range system and a supposedly short range one, but as mentioned in the case of α -HMF there

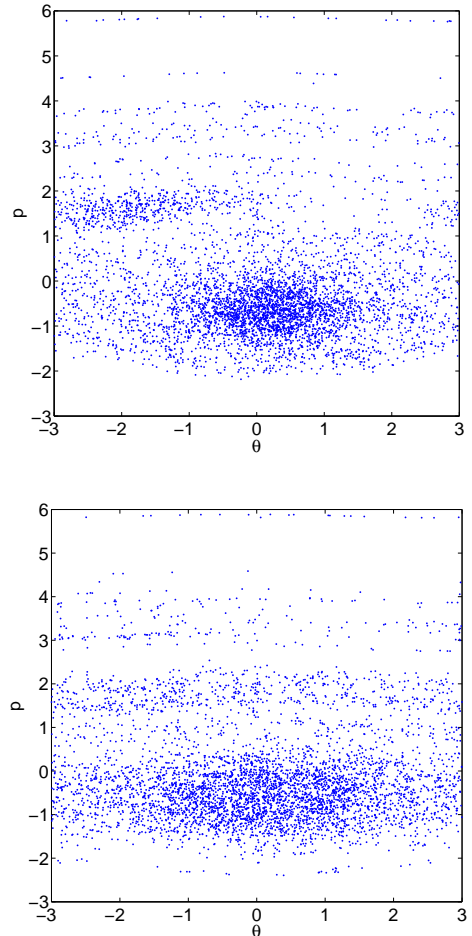


Fig. 3. Poincaré sections for $\alpha = 1$, $\epsilon = 1.2$ and $N = 2^{20}$. Top refers to the QSS, while bottom represent the relaxation state between τ_1 and τ_2 . It can be easily seen that the second small isle disappear during the relaxation and the phase space becomes symmetric in q , thus ending the oscillations of the magnetization.

are convincing arguments that the requirement for the emergence of long range behavior could be relaxed, and we can expect some long range feature to survive above $\alpha = 1$.

We considered the initial condition already used in (7) which was giving rise to a QSS, namely a long lived magnetized state above the critical energy. The initial condition used is all $q_i = 0$, while the p_i 's are Gaussian. To characterize the QSS lifetime we monitor the behavior of the global macroscopic parameter magnetization which can be $M = |\sum_j e^{iq_j}|$. In Fig. 2 we show the behavior for $\alpha = 1$, which is qualitatively representative for the all studied values of α in this paper. Here a first transition at $t = \tau_1$ can be identified until which the system oscillates around an almost constant magnetization value, and beyond which the system starts to relax towards the equilibrium $M = 0$ value. A second transition at $t = \tau_2$ is as well identified, it corresponds to the time at which the system finally reaches its equilibrium state. As can be seen in Fig. 2, we find that these two values are almost linearly proportional for each α -value that we took into

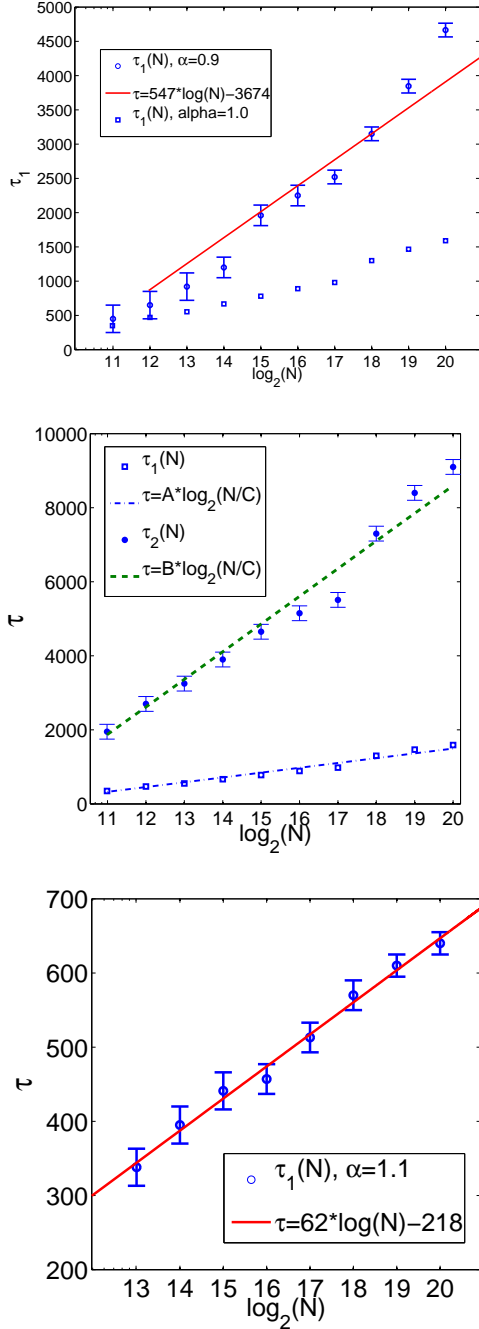


Fig. 4. Scaling of τ_1 with N for different α values and $\epsilon = 1.2$. Top shows the scaling for $\alpha = 0.9$; middle refers to $\alpha = 1.0$ and shows both τ_1 and τ_2 ; while bottom refers to $\alpha = 1.1$. All curves seem to grow at least logarithmically.

consideration, so we will refer to the first lifetime τ_1 as the lifetime of the QSS, since it is an order of magnitude faster to compute and we are interested only in the qualitative form of the scaling law for the lifetimes.

The difference of the two dynamical regimes defined by the above thresholds are better understood when looking at the Poincaré section captured in each of these regimes displayed in Fig. 3. At first the system forms two distinct islands in the phase space, which start moving around and create the oscillations in the magnetization

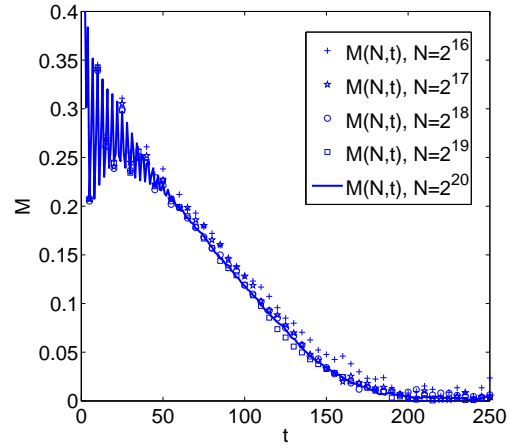


Fig. 5. Magnetization curve vs time for $\alpha = 1.5$, $\epsilon = 1.0$ and increasing N values. The initial oscillation lifetime τ_1 is independent of N and the system relaxes to equilibrium in a time which should be constant in the continuous limit.

that characterize the QSS, and then one of the islands disappears during the relaxation period, while the phase space becomes symmetric in q thus ending the oscillations.

Now we analyze the lifetime of the QSS versus the size of the system around the classical long range threshold $\alpha = 1$, if the system is long range it should diverge with N . The cases $\alpha = 0.9$, $\alpha = 1$ and $\alpha = 1.1$ are displayed in Fig. 4. We can see that around $\alpha = 1$ the scaling of τ with N approaches a logarithmic curve, meaning that the QSS survive at least until $\alpha = 1$ and maybe beyond as it appears as well true for $\alpha = 1.1$. However when looking at the data for larger values of α , namely $\alpha = 1.5$ the scaling of τ appears to saturate as displayed in Fig. 5, where the magnetization curves obtained for $\alpha = 1.5$ appear to all be identical no matter the size of the system. At this value of α there is still a short initial oscillation in M typical of the QSS, but now its lifetime seems to be independent of N and finite so the system will reach the equilibrium state in a large enough time. Conversely we may expect that we may actually observe the same feature for $\alpha = 1.1$, but that we have not seen yet the saturation in the lifetime as we were not able to simulate systems that would be large enough. In other words, we have as now not enough data to identify if there is a transition value between $1.1 < \alpha < 1.5$ where the system becomes suddenly short-range dropping the logarithmic law of τ_1 , or it still saturates at some larger value of $N > 2^{20}$ even for $\alpha = 1.1$. Preliminary results show that this saturation becomes quite fast for $\alpha \sim 1.2, 1.3$ where even for low values of N it may still be possible to observe a scaling which is sub-logarithmic, but even if it did this would be only relevant for systems with an astronomical scale of constituents.

However even if the QSS lifetime seems to saturate at some point, so that the system dynamics change into a short range one, the phase transition from a magnetized to an homogeneous state, typical of the long range regime, is still present (figure 1). Hence it appears that the dynamical definition may be more relevant for macroscopic features,

such as the presence of a QSS (even with a finite lifetime) or a phase transition, while the more classical statistical definition of a long range system corresponds actually to different dynamical behavior of the system and the existence of QSS with diverging lifetimes.

REFERENCES

- [1] E. Fermi, J. Pasta, and S. Ulam. *Los Alamos Reports*, (LA-1940), 1955.
- [2] Xavier Leoncini, Alberto Verga, and Stefano Ruffo. Hamiltonian dynamics and the phase transition of the xy model. *Phys. Rev. E*, 57(6):6377, 1998.
- [3] A. Torcini and M. Antoni. Equilibrium and dynamical properties of two dimensional n-body systems with long range attracting interactions. *Phys. Rev. E*, 59:2746, 1999.
- [4] P. H. Chavanis, G. De Ninno, D. Fanelli, and S. Ruffo. Out of equilibrium phase transitions in mean-field hamiltonian dynamics. In C. Chandre, X. Leoncini, and G. Zaslavsky, editors, *Chaos, Complexity and Transport*, pages 3–26, Singapore, 2008. World Scientific.
- [5] R. Bachelard, C. Chandre, D. Fanelli, X. Leoncini, and S. Ruffo. Abundance of regular orbits and out-of-equilibrium phase transitions in the thermodynamic limit for long-range systems. *Phys. Rev. Lett.*, 101(26):260603, 2008.
- [6] X. Leoncini, T. L. Van den Berg, and D. Fanelli. Out of equilibrium solutions in the xy-hamiltonian mean field model. *EPL*, 86:20002, 2009.
- [7] T. L. Van den Berg, D. Fanelli, and X. Leoncini. Stationary states and fractional dynamics in systems with long range interactions. *EPL*, 89:50010, 2010.
- [8] T. Dauxois, S. Ruffo, E. Arimondo, and M. Wilkens, editors. *Dynamics and Thermodynamics of Systems with Long Range Interactions*, volume 602 of *Lect. Not. Phys.* Springer-Verlag, Berlin, 2002.
- [9] Alessandro Campa, Thierry Dauxois, and Stefano Ruffo. Statistical mechanics and dynamics of solvable models with long-range interactions. *Phys. Rep.*, 480:57–159, 2009.
- [10] M. Antoni and S. Ruffo. *Phys. Rev. E*, 52:3261, 1995.
- [11] P. H. Chavanis. Lynden-bell and tsallis distributions for the hmf model. *Eur. Phys. J. B*, 53(4):487–501, 2006.
- [12] Celia Anteneodo and Constantino Tsallis. Breakdown of exponential sensitivity to initial conditions: Role of the range of interactions. *Phys. Rev. Lett.*, 80:5313–5316, 1998.
- [13] Francisco Tamarit and Celia Anteneodo. Rotators with long-range interactions: Connection with the mean-field approximati. *Phys. Rev. Lett.*, 84:208–211, 2000.
- [14] R. I. McLachlan and P. Atela. The accuracy of symplectic integrators. *Nonlinearity*, 5:541–562, 1992.