



HAL
open science

The latrine effect: impact of howler monkeys on the distribution of small seeds in a tropical rain-forest soil

Sandrine Pouvelle, Sylvie Jouard, François Feer, Thomas Tully, Jean-François Ponge

► To cite this version:

Sandrine Pouvelle, Sylvie Jouard, François Feer, Thomas Tully, Jean-François Ponge. The latrine effect: impact of howler monkeys on the distribution of small seeds in a tropical rain-forest soil. *Journal of Tropical Ecology*, 2009, 25 (3), pp.239-248. 10.1017/s0266467409005987 . hal-00494630

HAL Id: hal-00494630

<https://hal.science/hal-00494630>

Submitted on 23 Jun 2010

HAL is a multi-disciplinary open access archive for the deposit and dissemination of scientific research documents, whether they are published or not. The documents may come from teaching and research institutions in France or abroad, or from public or private research centers.

L'archive ouverte pluridisciplinaire **HAL**, est destinée au dépôt et à la diffusion de documents scientifiques de niveau recherche, publiés ou non, émanant des établissements d'enseignement et de recherche français ou étrangers, des laboratoires publics ou privés.

The latrine effect: impact of howler monkeys on the distribution of small seeds in a tropical rain-forest soil

Running title Distribution of small seeds in a tropical soil

Key Words *Alouatta seniculus*, forest regeneration, French Guiana, rain forest, seed dispersal, soil seed bank

Authors Sandrine Pouvelle, Sylvie Jouard, François Feer, Thomas Tully and Jean-François Ponge*

Name of the institution in which the work was carried out Muséum National d'Histoire Naturelle, CNRS UMR 7179, 4 avenue du Petit-Château, 91800 Brunoy, France

*Corresponding author, to who proofs should be sent. Email ponge@mnhn.fr

Abstract: We studied the impact of dung deposition by the red howler monkey (*Alouatta seniculus*), and subsequent burial by dung beetles and other biotic and abiotic processes, on the distribution of small seeds in the soil seed bank (Nouragues Reserve, French Guiana). Seeds were collected from 54 soil samples taken under three sleeping sites and adjoining control sites, at three positions according to a fixed grid and at three different depths (0-2, 2-4 and 4-6 cm). Despite large differences between the three sites, defecation areas (latrines) were found to contain more seeds and higher seed diversity than control areas. Seed density decreased with depth in the top 6 cm in two sites but not in the third. Shannon diversity decreased with depth in both defecation and control areas. Differences in the distribution of seeds of different species were found according to size and growth habits (pioneer vs non-pioneer species). The viability of seeds, ascertained from toughness and integrity of the seed coat, varied according to depth, site and defecation. Seed viability was on average higher in defecation areas compared with control areas.

INTRODUCTION

It has been shown that frugivores generate different seed deposition patterns that vary depending on both the plant and animal species involved (Lambert & Chapman 2005). In some cases clumped dispersal in a single location favours a better establishment of seedlings than expected by chance (Julliot 1997, Théry & Larpin 1993) despite losses due to density-dependent mortality. Two-phase dispersal, known as diplochory, is common (Vander Wall & Longland 2004) and can increase the effectiveness of dispersal. Secondary dispersal, e.g. by scatterhoarding rodents (Forget 1996), changes the initial pattern of the seed rain and can increase the probability that a seed could germinate in a favourable microsite (Engel 2000, Forget 1997) and far from parent trees (Dalling *et al.* 1998, Forget & Jansen 2007). Secondary dispersal by invertebrates has been also documented (Engel 2000). In neotropical rain forests dung beetles (Andresen 2002a, Feer 1999) and ants (Levey & Byrne 1993, Pizo *et al.* 2005) move seeds: this may protect them from predation and may favour their germination by potential relocation to a more favourable environment (Andresen & Levey 2004). Raindrop impacts have also been shown to displace very small seeds both horizontally and vertically (Marthews *et al.* 2008).

In French Guiana, as in other neotropical forests, howler monkey endozoochory plays a prominent role in forest regeneration, dispersing seeds of fleshy fruits to places where groups of animals rest or sleep (Julliot 1996a, 1997; Ponce-Santizo *et al.* 2006). Both increased seedling abundance and diversity were observed in defecation areas under sleeping sites of the red howler monkey *Alouatta seniculus* (Julliot 1997, Julliot *et al.* 2001). This pattern of recruitment has been interpreted as a result of increased

seed input due to clumped dispersal by monkeys (Julliot 1996a, Julliot & Sabatier 1993), increased survival of seeds due to burial by dung beetles (Andresen & Feer 2005, Feer 1999) and increased seedling establishment due to fertilizing effects of dung deposition (Andresen & Levey 2004, Feeley 2005). The transfer of seed and organic matter (dung) from canopy to topsoil is a positive interaction between several non-competing organisms specialized on stages of process of the same substrate. This ‘latrine effect’ may reveal itself essential to the maintenance of tropical rain-forest plant diversity (Engel 2000, Vulinec *et al.* 2006).

However, the fate of small seeds, known to persist a long time in the soil seed bank (Jankowska-Błaszczyk & Grubb 2006), remains unknown once they have been incorporated into the topsoil through dung beetle and other invertebrate burial activity (Dalling *et al.* 2002). Julliot (1992) has shown, by studying two defecation sites of the red howler monkey, that some plant species showed a higher density in the soil under sleeping sites than in controls. In the present study we examined whether the above-mentioned transfer of seed and dung increases the size of the soil seed bank and changes its composition (seed size, pioneer vs non-pioneer species) and survival. Second, we wanted to know whether the ‘latrine effect’ influences the vertical distribution in the soil of seeds of varying size and ecological requirements.

MATERIAL AND METHODS

Study site

Our study was conducted at the Nouragues Research Station (French Guiana, South America), located 100 km south of Cayenne (4°5'N, 52°41'W, 110 m asl). The station was established in 1986 in a 1000-km² wilderness reserve dominated by tropical rain forest (Charles-Dominique 2001). The climate is characterized by a long wet season lasting from December to August, often interrupted by a short, drier period around March. The average annual rainfall is 2990 mm and the mean temperature is 26.3°C (Grimaldi & Riéra 2001). Soils are acid (pH < 5), sandy Ferralsols (FAO 2006) which lack fertility due to scarcity of organic matter and phosphorus (Grimaldi & Riéra 2001, Vitousek, 1984).

In the Nouragues area, the rain forest hosts a great diversity of trees, the height of which averages 30-35 m with emergent trees reaching 50 m in height (Poncy *et al.* 2001). Dominant canopy tree families include Leguminosae, Sapotaceae, Burseraceae, Chrysobalanaceae, Lecythidaceae, Rubiaceae, Vochysiaceae and Nyctaginaceae, with ca. 550 species ha⁻¹ and an average 184.5 species ha⁻¹ with dbh > 10 cm (Poncy *et al.* 2001).

Study species

The howler monkey (*Alouatta seniculus* L.) is the dominant primate species near the research station. It lives in troops (6.3 individuals on average), feeding on ripe, fleshy fruits, and foliage in the tree canopy. Fleshy fruits are preferred but it may also consume leaves and flowers according to availability (Julliot & Sabatier 1993, Simmen *et al.* 2001). Among the 97 species which constitute its diet, fruits of 21 species have seeds of ≤ 0.1 g. Foraging monkeys travel up to several hundred metres per day within their

home range, especially to forage (Julliot 1994, 1996b). They rest or sleep in particular tree crowns, some of them regularly or seasonally used for several years, while others are used more erratically (Julliot 1996a). A troop defecates on average 1.5 kg d^{-1} of dung, mostly after a resting period, scattering dung on the ground over about 10 m^2 , enriching the microsite with seeds which accumulate in the course of time (Julliot *et al.* 2001). The majority of seeds remain viable once they have transited through their guts (Julliot 1996b). Beside seed concentration, the input of dung has far-reaching consequences on nutrient availability. Places where dung has been deposited are enriched in nutrients compared to surrounding areas, the more so where defecation occurs more frequently (Feeley 2005).

The local dung beetle community is rich in cohabiting species (79 species known to be attracted by howler monkey dung, F.F. pers. obs.), which are specialized according to activity rhythm and dung-processing behaviour (Feer & Pincebourde 2005). Dung beetles quickly process dung to provision underground feeding and nesting chambers. The proportion of seeds buried and the depth at which they are buried increase with beetle size and decrease with seed size (Andresen & Feer 2005, Feer 1999), but experiments with plastic beads showed that most of them were buried in the top 6 cm (Andresen 2002a).

Sampling the soil seed bank

We sampled the soil seed bank in March 2006. Three sleeping sites were selected, which were visited by howler monkeys during the 2-wk field session. The sites were at least 110 m and at most 270 m apart. Sampling areas were set in the morning after a

defecation event was located. The middle of each defecation area was visually determined, and was arbitrarily used as the centre from which to select three sampling plots at each point of a 3-m-side equilateral triangle, oriented with its apex to north. Control areas were arbitrarily selected 15 m east of the sleeping site, outside the defecation area but they were assumed to be under the same vegetation and soil conditions. We sampled the soil seed bank in control areas in the same manner as in defecation areas. There were no treefall gaps near these areas. The nearest adult *Cecropia* tree was located 80 m from sleeping sites 1 and 2 and a *Ficus nymphaefolia* was located 50 m from sleeping site 1. This allowed us to be certain that (1) there was no direct influence of gaps on study sites and (2) the presence of small seeds in the soil seed bank was due to dispersal and not to neighbouring trees.

The samples of the soil seed bank were taken 24 h after all dung seemed processed basically by dung beetles. Preliminary observations showed that this time was necessary to be sure that the bulk of monkey dung had been buried by dung beetles. At each sampling plot three successive layers each 2 cm in thickness were dug with a spoon within 20-cm-diameter circular areas, then transferred to plastic bags. The same day, subsamples of 100 g were taken in each soil sample then sieved at 0.1 mm under tap water. Seeds, intact or not, were rapidly sorted then sealed in black plastic bags to avoid germination by light effect. The taxonomic identification of plant species was done at the laboratory when possible to species level (Table 1), using the seed collection from French Guiana available in the Laboratory of Brunoy and species lists for the Guianan rain forest by Favrichon (1994). Seeds were kept in a fresh (imbibed) state, thoroughly inspected with forceps under a dissecting microscope, and visually classified into full (externally intact and firm) and empty (void, tunnelled or nibbled) seeds.

Firmness and integrity of the seed coat were used as criteria for their viability (Borza *et al.* 2007). Seeds were classified in three size classes, < 2 mm (class 1), 2-4 mm (class 2) and > 4 mm (class 3).

Data analysis

We analysed the general effect of defecation and depth on seed density and richness. Seed density (number of seeds per 100g fresh soil), species richness (number of species) and species diversity (Shannon index) were log-transformed ($\log(x+1)$) to take into account the sample with no seed and then analysed with a linear mixed model (*lme* function of R program; Ihaka & Gentleman 1996) using sampling plot (18 levels, three plots per area) as a random effect. We used depth as a continuous fixed effect and latrine effect (defecation area compared to control area) and sleeping site (three levels) as categorical fixed effects. We started with a full model that included all the three fixed effects and their interactions and we simplified this model using the StepAIC function (library *MASS*). The validity of the model hypothesis was verified using methods proposed by Pinheiro & Bates (2000).

Because species richness and species diversity are by definition linked with seed density, we performed a second set of analyses in order to study whether defecation had an additive effect on diversity when controlling for seed density. In this analysis the two diversity variables (number of species and Shannon index) were again log-transformed and then analyzed with seed density (also log-transformed), depth, latrine effect and sites as fixed covariates. The same model selection procedure as before was used to simplify the two initially complete models.

Seed viability was analysed with a generalized linear mixed model for binomial data using the *lmer* function from the *lme4* library. Seed size, depth, site and latrine effect were used as fixed co-variables.

Species accumulation curves were calculated for sleeping sites and controls, separately, using EstimateS version 8.0 (<http://purl.oclc.org/estimates>). They were used for the calculation of extrapolated species richness, using Chao1 and Chao2 estimators of species richness and their confidence intervals (Colwell & Coddington 1994).

Interactions between depth, seed size and latrine effects were analysed with the G-test of independence, using Systat[®] software. Other statistical treatments (chi-square tests) were done using Addinsoft[®] XLSTAT software.

RESULTS

The analysed samples contained a total of 2755 seeds from 37 plant species among which 16 (43%) were identified to species, 11 (30%) to genus and 2 (5%) to family (Table 1). The dominant species were *Cecropia sciadophylla* (671 seeds), *Ficus guianensis* (606 seeds), *Ficus trigona* (542 seeds) and *Cecropia obtusa* (354 seeds), four small-seeded pioneer trees. Non-pioneer, large-seeded trees (*Pourouma* sp., *Chrysophyllum* sp., unidentified Sapotaceae) were poorly represented in our samples, at least in numbers.

Latrine effect on seed density and richness

Seed density, species richness and species diversity were found to be higher in defecation areas compared to control areas (Figure 1, Table 2). This ‘latrine effect’ varied quite a lot between sites. In sleeping site 1, the ‘latrine effect’ was much higher than in the two other sites. This difference was due to the fact that in this site seed density and diversity were very low in the control area and very high in the defecation area. In the other two sites, control areas had more seeds and more species than in the first site and less seeds and species in their respective defecation areas.

Depth effect on seed density and diversity

The effect of depth on seed density was found to vary between sites (Figures 1a-c, Table 2): in sleeping sites 1 and 2, seed density decreased with depth in both defecation and control areas whereas in the third site, seed density was not correlated with depth. This third site was also the one with the lowest average seed density. We found no effect of depth on biodiversity, either on species richness or on Shannon diversity index (Figures 1d-i, Table 2).

Relationship between seed density and diversity

As expected, species richness and species diversity were strongly correlated with seed density according to a log-log relationship (Figure 2, Table 2). Therefore, any increase or decrease in species richness of the soil seed community could be considered as a side-effect of seed density. In the case of species richness, the slope of this relationship was found not to differ between the three sites but to differ between control and

defecation areas. In the defecation area, the slope was lower than in the control area (Figure 2a, Table 2). This effect was not found on species diversity but differences between sites were found. The same relationship between species diversity and density was found in the different control areas whereas, in defecation areas, differences between sites were observed (Figure 2b, Table 2).

Depth had no effect on either species richness or species diversity even when seed abundance was taken into account.

Accumulation curves

Species accumulation curves showed that control sites were always at a lower level of species richness for the same sampling effort, but their confidence intervals tended to overlap beyond 20 samples (Figure 3). Chao1 estimator was 38.4 species for the bulk of sleeping sites and 25.7 species for the bulk of control sites, but with an overlap between their 95% confidence intervals (33.5-59.3 and 22-43.8 species, respectively). Similar conclusions could be reached from Chao2 confidence intervals (35.3-80.9 and 23.2-56.4 species, respectively).

Seed size distribution

Depth, seed size and latrine effect (defecation vs. control areas) were not independent factors ($G = 14.0$, $df = 12$, $P < 0.0001$). The depth distribution of seeds did not differ between defecation areas and their controls ($G = 2.48$, $df = 2$, $P = 0.29$). The seed size distribution varied with the type of site ($G = 95.7$, $df = 2$, $P < 0.0001$): very small seeds

were overrepresented in sleeping sites compared to controls (Table 3). The seed size distribution varied also with depth ($G = 25.1$, $df = 4$, $P < 0.0001$): the smallest seeds (size class 1) were overrepresented in the top layer (0-2 cm) while size class 2 was overrepresented in deeper layers (2-4 and 4-6 cm). The discrepancy between very small (class 1) and moderately small (class 2) seeds in the depth at which they accumulated in the soil was ascertained in sleeping sites but was also apparent, although to a lesser extent, in controls.

Seed viability

The proportion of viable seeds decreased with depth (Figure 4, Table 2). In defecation areas, viable seeds were on average in a higher proportion than in control areas and this was true whatever the depth and the sleeping site.

Pioneer species

Compared with control areas, pioneer species were significantly concentrated in defecation areas ($\chi^2 = 134$, $P < 0.0001$): there were 2321 vs 308 seeds of pioneer vs non-pioneer species in defecation areas while the ratio was 66:60 in control areas.

DISCUSSION

Endozoochory by red howler monkeys can result in a high abundance and species richness of small seeds in the soil under their sleeping sites, in line with the large numbers of small seeds in howler monkey faeces (Andresen 2002b), although strong

discrepancies were observed between the three sleeping sites. Our results are consistent with those of Julliot (1992) who observed that there were ca 50 % more species in the soil seed bank under defecation areas compared to controls. Julliot (1997) also measured an increase of seedling abundance under sleeping sites for five of six selected large-seeded species dispersed by howler monkeys. Generally, and as for most other dispersers, too, seed dispersal by red howler monkeys can contribute to a highly heterogeneous distribution of small as well as of large seeds as observed for other large primates (e.g. spider monkey, *Ateles paniscus*), ungulates (e.g. tapir, *Tapirus terrestris*) or birds (e.g. cock-of-the-rock, *Rupicola rupicola*) in the same study area (F.F., pers. obs., Théry & Larpin 1993).

Our results showed a 'latrine effect' on the distribution of size classes and habits (pioneer vs. non-pioneer species). According to our findings, very small seeds and seeds of pioneer species were significantly more frequent under sleeping and defecation sites. This observation points to a combination of random (seed concentration) and deterministic (filter) influences on the seed rain. Howler monkeys induce high local concentrations of seeds of pioneer species such as *Cecropia* spp. and *Ficus* spp., whereas bats consuming the same species defecate during flight and contribute to a more uniform seed rain (Charles-Dominique & Cockle 2001, Henry & Jouard 2007). A concentration of mostly viable *Cecropia* spp. seeds was observed in defecation areas of the howler monkey but it is assumed that the potential for emergence of those light-demanding species with photoblastic germination is limited to the upper layer of the soil (Pearson *et al.* 2003).

Multiple factors are involved in the vertical distribution of the soil seed bank, as suggested by Marthews *et al.* (2008). Secondary dispersal by invertebrates is known to affect seeds in the short term (Dalling *et al.* 1998). A quick and complete processing of dung by the dung beetle community was regularly observed immediately after dung deposition (Feer 1999). Large amounts of clumped dung attracted large dung beetles such as tunnellers, the digging activity of which eventually moves small seeds which are already present in the soil up or down.

We detected cues of an enhanced level of activity by earthworms under howler monkey sleeping sites by microscopically analysing topsoil samples in the study area (Pouvelle *et al.* 2008). Earthworms are known to ingest and move small seeds in tropical grassland (Decaëns *et al.* 2003) but their impact on the soil seed bank of tropical forests is still to be studied. Litter ants are also known to remove small seeds from dung and to carry them into their nests (Pizo *et al.* 2005). Marthews *et al.* (2008) showed that rain impacts may bury very small seeds, inasmuch as there is a network of interconnected pores in the topsoil: this is achieved by earthworms, which we showed to increase in activity in the topsoil after defecation (Pouvelle *et al.* 2008). Our soil analyses showed an increase in organic matter and nutrient concentration in defecation areas (Pouvelle, unpubl. data), thereby suggesting a high level of biological activity through the stimulation of microbial processes. Together with these changes in biotic conditions, dung supply has an effect on abiotic conditions such as soil nutrient concentration (Feeley 2005) and soil structure and aeration through soil invertebrate activity.

We showed that losses of viability are influenced by the ‘latrine effect’, a higher proportion of viable seeds being found under defecation areas. However, given that (1) the time elapsed since seeds have been buried was unknown but sampling took place a short time after a recent defecation event, and (2) viability decreased with depth, this suggests that seeds were on average in a fresher state in defecation areas, which might explain the improvement in seed viability observed in defecation areas. When sleeping sites are frequently visited by the same troop, this may nevertheless contribute to ‘refresh’ the soil seed bank in a recurrent way.

It has been shown by Dalling *et al.* (1998) that most seeds of pioneer species fall and germinate in the vicinity of parent trees, supporting the view that distant dispersal of pioneer trees does not contribute to the soil seed bank of primary forests (Sauley & Swaine 1988). Our results suggest that the ‘latrine effect’ contributes significantly to spatial escape. The concentration of small seeds under red howler monkey sleeping sites, more especially under those more often visited (Julliot 1997), could be advantageous because (1) invertebrate predator populations are locally saturated, (2) germination occurs far from parent trees and thus far from sources of species-specific pathogens and parasites, (3) the inclusion of seeds in dung could protect them from desiccation. However, after germination, the negative impact of competitive exclusion among clumped seedlings should not be neglected, except if disturbances such as herbivory may prevent it (Connell 1971, Janzen 1970, Sheil & Burslem 2003).

In the light of results by Feer & Hingrat (2005) and Forget & Jansen (2007), any limitation of primate densities induced by fragmentation or increased hunting pressure, by hampering some of the complex interactions among plants and soil organisms which

contribute to their successful establishment (Blouin *et al.* 2005, Díaz *et al.* 2005), may disturb the dynamics of pioneer species recruitment.

ACKNOWLEDGEMENTS

We are indebted to Pierre Charles-Dominique and the staff of the Nouragues Research Station (CNRS, French Guiana), for commodities and technical help during the field session. A financial support was given by the Muséum National d'Histoire Naturelle (Paris, France), which is greatly acknowledged. Odile Poncy, Ellen Andresen, Thomas Engel and two anonymous reviewers are warmly acknowledged for comments made on a first draft of the manuscript.

LITERATURE CITED

- ANDRESEN, E. 2002a. Dung beetles in a Central Amazonian rainforest and their ecological role as secondary seed dispersers. *Ecological Entomology* 27:257-270.
- ANDRESEN, E. 2002b. Primary seed dispersal by red howler monkey and the effect of defecation patterns on the fate of dispersed seeds. *Biotropica* 34:262-272.
- ANDRESEN, E. & FEER, F. 2005. The role of dung beetles as secondary seed dispersers and their effects on plant regeneration in tropical rainforests. Pp. 331-349 in Forget, P. M., Lambert, J. E., Hulme, P. E. & Vander Wall, S. B. (eds.).

Seed fate: predation, dispersal and seedling establishment. CAB International, Wallingford.

ANDRESEN, E. & LEVEY, D. J. 2004. Effects of dung and seed size on secondary dispersal, seed predation, and seedling establishment of rain forest trees. *Oecologia* 139:45-54.

BLOUIN, M., ZUILY-FODIL, Y., PHAM-THI, A. T., LAFFRAY, D., REVERSAT, G., PANDO, A., TONDOH, J. & LAVELLE, P. 2005. Belowground organism activities affect plant aboveground phenotype, inducing plant tolerance to parasites. *Ecology Letters* 8:202-208.

BORZA, J. K., WESTERMAN, P. R. & LIEBMAN, M. 2007. Comparing estimates of seed viability in three foxtail (*Setaria*) species using the imbibed seed crush test with and without additional tetrazolium testing. *Weed Technology* 21:518-522.

CHARLES-DOMINIQUE, P. 2001. The field station. Pp. 1-7 in Bongers, F., Charles-Dominique, P., Forget, P. M. & Théry, M. (eds). *Nouragues: dynamics and plant-animal interactions in a neotropical rainforest*. Kluwer, Dordrecht.

CHARLES-DOMINIQUE, P. & COCKLE, A. 2001. Frugivory and seed dispersal by bats. Pp. 207-215 in Bongers, F., Charles-Dominique, P., Forget, P. M. & Théry, M. (eds). *Nouragues: dynamics and plant-animal interactions in a neotropical rainforest*. Kluwer, Dordrecht.

- COLWELL, R. K. & CODDINGTON, J. A. 1994. Estimating terrestrial biodiversity through extrapolation. *Philosophical Transactions of the Royal Society of London, Series B, Biological Sciences* 345:101-118.
- CONNELL, J. H. 1971. On the role of natural enemies in preventing competitive exclusion in some marine and in rain forest trees. Pp. 298-312 in den Boer, P. J. & Gradwell, G. R. (eds.). *Dynamics of populations*. PUDOC, Wageningen.
- DALLING, J. W., SWAINE, M. D. & GARWOOD, N. C. 1998. Dispersal patterns and seed bank dynamics of pioneer trees in moist tropical forest. *Ecology* 79:564-578.
- DALLING, J. W., MULLER-LANDAU, H. C., WRIGHT, S. J. & HUBBELL, S. P. 2002. Role of dispersal in the recruitment limitation of neotropical pioneer species. *Journal of Ecology* 90:714-727.
- DECAËNS, T., MARIANI, L., BETANCOURT, N. & JIMENEZ, J. J. 2003. Seed dispersion by surface casting activities of earthworms in Colombian grasslands. *Acta Oecologica* 24: 175-185.
- DÍAZ, S., TILMAN, D. & FARGIONE, J. 2005. Biodiversity regulation of ecosystem services. Pp. 297-329 in Hassan, R. M., Scholes, R. & Ash, N. (eds.). *Ecosystems and human well-being: current state and trends*. Island Press, Washington.

- ENGEL, T. 2000. *Seed dispersal and forest regeneration in a tropical lowland biocoenosis (Shimba Hills, Kenya)*. Logos, Berlin. 354 pp.
- FAO 2006. *World reference base for soil resources*. Food and Agriculture Organization of the United Nations, Rome. 142 pp.
- FAVRICHON, V. 1994. Classification des espèces arborées en groupes fonctionnels en vue de la réalisation d'un modèle de dynamique des peuplements en forêt guyanaise. *Revue d'Écologie (La Terre et la Vie)* 49:379-403.
- FEELEY, K. 2005. The role of clumped defecation in the spatial distribution of soil nutrients and the availability of nutrients for plant uptake. *Journal of Tropical Ecology* 21:99-102.
- FEER, F. 1999. Effects of dung beetles (Scarabaeidae) on seeds dispersed by howler monkeys (*Alouatta seniculus*) in the French Guianan rain forest. *Journal of Tropical Ecology* 15:129-142.
- FEER, F. & HINGRAT, Y. 2005. Effects of forest fragmentation on a dung beetle community in French Guiana. *Conservation Biology* 19:1103-1112.
- FEER, F. & PINCEBOURDE, S. 2005. Diel flight activity and ecological segregation within an assemblage of tropical forest dung and carrion beetles. *Journal of Tropical Ecology* 21:21-30.

- FORGET, P. M. 1996. Removal of seeds of *Carapa procera* (Meliaceae) by rodents and their fate in rainforest in French Guiana. *Journal of Tropical Ecology* 12:751-761.
- FORGET, P. M. 1997. Effect of microhabitat on seed fate and seedling performance in two rodent-dispersed tree species in rain forest in French Guiana. *Journal of Ecology* 85:693-703.
- FORGET, P. M. & JANSEN, P. A. 2007. Hunting increases dispersal limitation in the tree *Carapa procera*, a nontimber forest product. *Conservation Biology* 21:106-113.
- GRIMALDI, M. & RIÉRA, B. 2001. Geography and climate. Pp. 9-18 in Bongers, F., Charles-Dominique, P., Forget, P. M. & Théry, M. (eds). *Nouragues: dynamics and plant-animal interactions in a neotropical rainforest*. Kluwer, Dordrecht.
- HENRY, M. & JOUARD, S. 2007. Effect of bat exclusion on patterns of seed rain in tropical rain forest in French Guiana. *Biotropica* 39:510-518.
- IHAKA, R. & GENTLEMAN, R. 1996. R: a language for data analysis and graphics. *Journal of Computational and Graphical Statistics* 5:299-314.
- JANKOWSKA-BŁASCZUK, M. & GRUBB, P.J. 2006. Changing perspectives on the role of the soil seed bank in northern temperate deciduous forests and in tropical

lowland rain forests: parallels and contrasts. *Perspectives in Plant Ecology, Evolution and Systematics* 8:3-21.

JANZEN, D. H. 1970. Herbivores and the number of tree species in tropical forests. *The American Naturalist* 104:501-528.

JULLIOT, C. 1992. *Utilisation des ressources alimentaires par le singe hurleur roux, Alouatta seniculus (Atelidae, Primates), en Guyane: impact de la dissémination des graines sur la régénération forestière*. D.Sc. Thesis, University of Tours, France.

JULLIOT, C. 1994. Frugivory and seed dispersal by red howler monkeys: evolutionary aspect. *Revue d'Écologie (La Terre et la Vie)* 49:331-341.

JULLIOT, C. 1996a. Seed dispersal by red howler monkeys (*Alouatta seniculus*) in the tropical rain forest of French Guiana. *International Journal of Primatology* 17:239-258.

JULLIOT, C. 1996b. Fruit choice by red howler monkeys (*Alouatta seniculus*) in a tropical rain forest. *American Journal of Primatology* 40:261-282.

JULLIOT, C. 1997. Impact of seed dispersal by red howler monkeys *Alouatta seniculus* on the seedling population in the understorey of tropical rain forest. *Journal of Ecology* 85:431-440.

JULLIOT, C. & SABATIER, D. 1993. Diet of the howler monkey (*Alouatta seniculus*) in French Guiana. *International Journal of Primatology* 14:527-550.

JULLIOT, C., SIMMEN, B. & ZHANG, S. 2001. Frugivory and seed dispersal by three neotropical primates: impact on plant regeneration. Pp. 197-205 in Bongers, F., Charles-Dominique, P., Forget, P. M. & Théry, M. (eds). *Nouragues: dynamics and plant-animal interactions in a neotropical rainforest*. Kluwer, Dordrecht.

LAMBERT, J. E. & CHAPMAN, C. A. 2005. The fate of primate-dispersed seeds: deposition pattern, dispersal distance and implications for conservation. Pp. 137-150 in Forget, P. M., Lambert, J. E., Hulme, P. E. & Vander Wall, S. B. (eds.). *Seed fate: predation, dispersal and seedling establishment*. CAB International, Wallingford.

LEVEY, D. J. & BYRNE, M. M. 1993. Complex ant-plant interactions: rain forest ants as secondary dispersers and post-dispersal seed predators. *Ecology* 74:1802-1812.

MARTHEWS, T. R., MULLINS, C. E., DALLING, J. W. & BURSLEM, D. F. R. P. 2008. Burial and secondary dispersal of small seeds in a tropical forest. *Journal of Tropical Ecology* 24:595-605.

PEARSON, T. R. H., BURSLEM, D. F. R. P., MULLINS, C. E. & DALLING, J. W. 2003. Functional significance of photoblastic germination in neotropical pioneer trees: a seed's eye view. *Functional Ecology* 17:394-402.

- PINHEIRO, J.C. & BATES, D.M. 2000. *Mixed-effects models in S and S-Plus*. Springer, New York. 528 pp.
- PIZO, M. A., PASSOS, L. & OLIVEIRA, P. S. 2005. Ants as seed dispersers of fleshy diaspores in Brazilian Atlantic forests. Pp. 315-329 in Forget, P. M., Lambert, J. E., Hulme, P. E. & Vander Wall, S. B. (eds.). *Seed fate: predation, dispersal and seedling establishment*. CAB International, Wallingford.
- PONCE-SANTIZO, G., ANDRESEN, E., CANO, E. & CUARÓN, A. D. 2006. Dispersión primaria de semillas por Primates y dispersión secundaria por escarabajos coprófagos en Tikal, Guatemala. *Biotropica* 38:390-397.
- PONCY, O., SABATIER, D., PRÉVOST, M. F. & HARDY, I. 2001. The lowland high rainforest: structure and tree species diversity. Pp. 31-46 in Bongers, F., Charles-Dominique, P., Forget, P. M. & Théry, M. (eds). *Nouragues: dynamics and plant-animal interactions in a neotropical rainforest*. Kluwer, Dordrecht.
- POUVELLE, S., FEER, F. & PONGE, J. F. 2008. Topsoil effects of dung deposition under red howler monkey (*Alouatta seniculus*) resting places. *Pedosphere* 18:691-698.
- SAULEY, S. M. & SWAINE, M. D. 1988. Rain forest seed dynamics during succession at Gogol, Papua New Guinea. *Journal of Ecology* 76:1133-1152.

- SHEIL, D. & BURSLEM, D. F. R. P. 2003. Disturbing hypotheses in tropical forests. *Trends in Ecology and Evolution* 18:18-26.
- SIMMEN, B., JULLIOT, C., BAYART, F. & PAGÈS-FEUILLADE, E. 2001. Diet and population densities of the primate community in relation to fruit supplies. Pp. 89-101 in Bongers, F., Charles-Dominique, P., Forget, P. M. & Théry, M. (eds). *Nouragues: dynamics and plant-animal interactions in a neotropical rainforest*. Kluwer, Dordrecht.
- THÉRY, M. & LARPIN, D. 1993. Seed dispersal and vegetation dynamics at a cock-of-the-rock's lek in the tropical forest of French Guiana. *Journal of Tropical Ecology* 9:109-116.
- VANDER WALL, S. B. & LONGLAND, W. 2004. Diplochory: are two dispersers better than one? *Trends in Ecology and Evolution* 19:155-161.
- VITOUSEK, P. M. 1984. Litterfall, nutrient cycling, and nutrient limitation in tropical forests. *Ecology* 65:285-298.
- VULINEC, K., LAMBERT, J. E., MELLOW, D. J. 2006. Primate and dung beetle communities in secondary growth rain forests: implications for conservation of seed dispersal systems. *International Journal of Primatology* 27:855-879.

LEGENDS OF FIGURES

Figure 1. Seed density (a-c), species richness (d-f) and Shannon index (g-i) in the soil under three defecation areas of the red howler monkey (black circles) and control areas (open circles) as a function of depth (Nouragues reserve, French Guiana). For each analyzed variable, the type III ANOVA table of the selected model is presented in Table 2 and the values predicted by the model are shown on the graphs. Please note that a small amount of noise has been artificially added to the data on the x-axis to visualize overlapping points

Figure 2. Log-log relationships between species richness (a) and Shannon diversity index (b) with seed density in the different samples coming from defecation (closed symbols) or control areas (open symbols) of the red howler monkey (Nouragues reserve, French Guiana). Type III ANOVAs of selected models are presented in Table 2 and values predicted by the models are shown on the graph. Note that not significant effects (such as ‘depth’) are not represented in corresponding lines of Table 2

Figure 3. Species accumulation curves for seeds collected in the soil under sleeping and control sites of the red howler monkey (Nouragues reserve, French Guiana). Means of observed values in continuous lines, upper and lower 95% confidence intervals in dashed lines

Figure 4. Proportion of viable seeds as a function of depth, plotted for three sleeping sites and for defecation and control areas of the red howler monkey (Nouragues

reserve, French Guiana). For each plotted observation, the area of the circle is proportional to the total number of seeds collected in this sample (three samples per combination of site, area and depth). The predicted values of the corresponding model in Table 2 (last one) are plotted on the data (strait and dashed lines). As if Figure 1, a small amount of noise has been artificially added to the data on the x-axis to visualize overlapping points

Table 1. Species names and taxonomic classification of plants found in soil seed samples. Habits according to Favrichon (1994). Seed size: class 1 = < 2 mm, class 2 = 2-4 mm, class 3 = > 4 mm. (*) Species known to be consumed by the red howler monkey according to Julliot (1996b)

Species name	Family	Habits	Viable seeds	Non-viable seeds	Seed size class	Number of seeds in sleeping sites	Number of seeds in control sites
<i>Asplundia</i> sp.	Cyclanthaceae	Herb, epiphyte	+	+	1	2	1
<i>Bagassa guianensis</i> * Aubl.	Moraceae	Tree, pioneer	+	+	3	64	0
<i>Cecropia obtusa</i> * Trecul	Cecropiaceae	Tree, pioneer	+	+	2	325	29
<i>Cecropia sciadophylla</i> * Martius	Cecropiaceae	Tree, pioneer	+	+	2	637	34
<i>Cecropia</i> sp.	Cecropiaceae	Tree, pioneer	+		2	2	0
<i>Chrysophyllum</i> sp.	Sapotaceae	Tree	+		3	0	1
<i>Coussapoa latifolia</i> J.B. Aublet	Cecropiaceae	Tree, epiphyte	+	+	1	95	2
<i>Coussapoa</i> sp.	Cecropiaceae	Tree, epiphyte	+	+	2	7	0
<i>Davilla kunthii</i> A. Saint-Hilaire	Dilleniaceae	Liana	+		2	2	1
<i>Evodiantus fumifer</i> (Poi.) Lindm.	Cyclanthaceae	Herb, epiphyte	+	+	1	5	1
<i>Ficus guianensis</i> * N.A. Desvoux	Moraceae	Tree, hemiepiphyte, pioneer	+	+	1	604	2
<i>Ficus nymphaeifolia</i> * Mill.	Moraceae	Tree, hemiepiphyte, pioneer	+	+	1	63	2
<i>Ficus</i> sp.	Moraceae	Tree, hemiepiphyte, pioneer	+	+	1	75	2
<i>Ficus trigona</i> L.	Moraceae	Tree, hemiepiphyte, pioneer	+	+	1	539	3
<i>Henriettea maroniensis</i> Sagot	Melastomataceae	Shrub	+		1	0	1
<i>Henriettea</i> sp.	Melastomataceae	Shrub	+		1	1	1
<i>Jacaratia spinosa</i> * (Aubl.) A. DC.	Caricaceae	Tree	+		3	1	0
<i>Laetia procera</i> * (Poepp.) Eichl.	Flacourtiaceae	Tree, pioneer	+	+	2	12	3
<i>Ludovia lancifolia</i> * A.T. Brongniart	Cyclanthaceae	Herb, epiphyte	+	+	1	26	2
<i>Miconia</i> sp.	Melastomataceae	Shrub or tree, pioneer	+		1	1	0
<i>Philodendron limaiei</i> Kunth	Araceae	Herb, epiphyte	+		1	1	0
<i>Pourouma</i> sp.	Cecropiaceae	Tree, non-pioneer	+		3	2	0
<i>Psychotria anceps</i> Kunth	Rubiaceae	Tree	+	+	2	80	0
<i>Solanum</i> sp. 1	Solanaceae	Shrub or tree or liana, pioneer		+	2	1	0
<i>Solanum</i> sp. 2	Solanaceae	Shrub or tree or liana, pioneer	+		3	1	0
<i>Solanum</i> sp. 3	Solanaceae	Shrub or tree or liana, pioneer	+		2	1	0
<i>Thoracocarpus bissectus</i> (Vellozo) Harling	Cyclanthaceae	Herb, epiphyte	+	+	2	8	5
Unidentified species 1	Cyclanthaceae	Herb, epiphyte		+	1	0	1
Unidentified species 2			+		3	1	0
Unidentified species 3			+		2	2	0
Unidentified species 4			+	+	2	63	32
Unidentified species 5			+	+	1	4	0
Unidentified species 6			+		3	0	3
Unidentified species 7			+	+	2	1	9
Unidentified species 8				+	2	0	1
Unidentified species 9				+	1	2	0
Unidentified species 10	Sapotaceae	Tree	+		3	1	0

Table 2. Influence of latrine, depth and site on seed density, species richness and Shannon diversity (GLMM, Gaussian model). Influence of seed density, latrine and site on seed species richness and Shannon diversity (GLMM, Gaussian model). Influence of site, latrine and depth on the proportion of viable seeds (GLMM, Binomial model). F and Chi-square values and associated P-values all come from type III ANOVAs

Variable analysed and covariables in selected model	F (df)	P
Seed density (cf. Figs. 1a-c)		
Intercept	267 (1, 33)	<.0001
Latrine	188 (1, 12)	<.0001
Depth	2.5 (1, 33)	0.124
Site	31.0 (2, 12)	<.0001
Latrine × Site	37.7 (2, 12)	<.0001
Depth × Site	6.7 (2, 33)	0.0036
Species richness (cf. Figs. 1d-f)		
Intercept	270 (1, 35)	<.0001
Latrine	80.8 (1, 12)	<.0001
Depth	2.2 (1, 15)	0.145
Site	14.5 (2, 12)	0.0006
Latrine × Site	14.6 (2, 12)	0.0006
Shannon diversity (cf. Figs. 1g-i)		
Intercept	213 (1, 35)	<.0001
Latrine	104 (1, 12)	<.0001
Depth	6.1 (1, 12)	0.018
Site	30.9 (2, 12)	<.0001
Latrine × site	22.2 (2, 12)	0.0001
Species richness (cf. Fig. 2a)		
Intercept	61.7 (1, 34)	<.0001
Seed density (log)	80.8 (1, 34)	<.0001
Latrine	11.9 (1, 16)	0.0033
Seed density (log) × Latrine	10.0 (1, 34)	0.0033
Shannon diversity (cf. Fig. 2b)		
Intercept	0.00 (1, 35)	0.98
Seed density (log)	65.1 (1, 35)	<.0001
Site	13.3 (2, 12)	0.001
Site × Latrine	4.8 (3, 12)	0.02
Proportion of viable seeds (cf. Fig. 4)		
Site	$\chi^2 = 8.69$ (df = 2)	0.013
Latrine	$\chi^2 = 8.76$ (df = 1)	0.003
Depth	$\chi^2 = 7.01$ (df = 1)	0.008

Table 3. Vertical distribution of size classes and viability of seeds in defecation and control areas

Depth (cm)	Defecation areas				Control areas			
	0-2	2-4	4-6	Total	0-2	2-4	4-6	Total
Size (mm)								
< 2	606	486	326	1418	11	1	6	18
2-4	392	441	308	1141	51	39	24	114
> 4	35	14	21	70	0	1	3	4
Viable	666	524	377	1567	40	18	14	72
Non-viable	367	417	278	1062	22	23	19	64

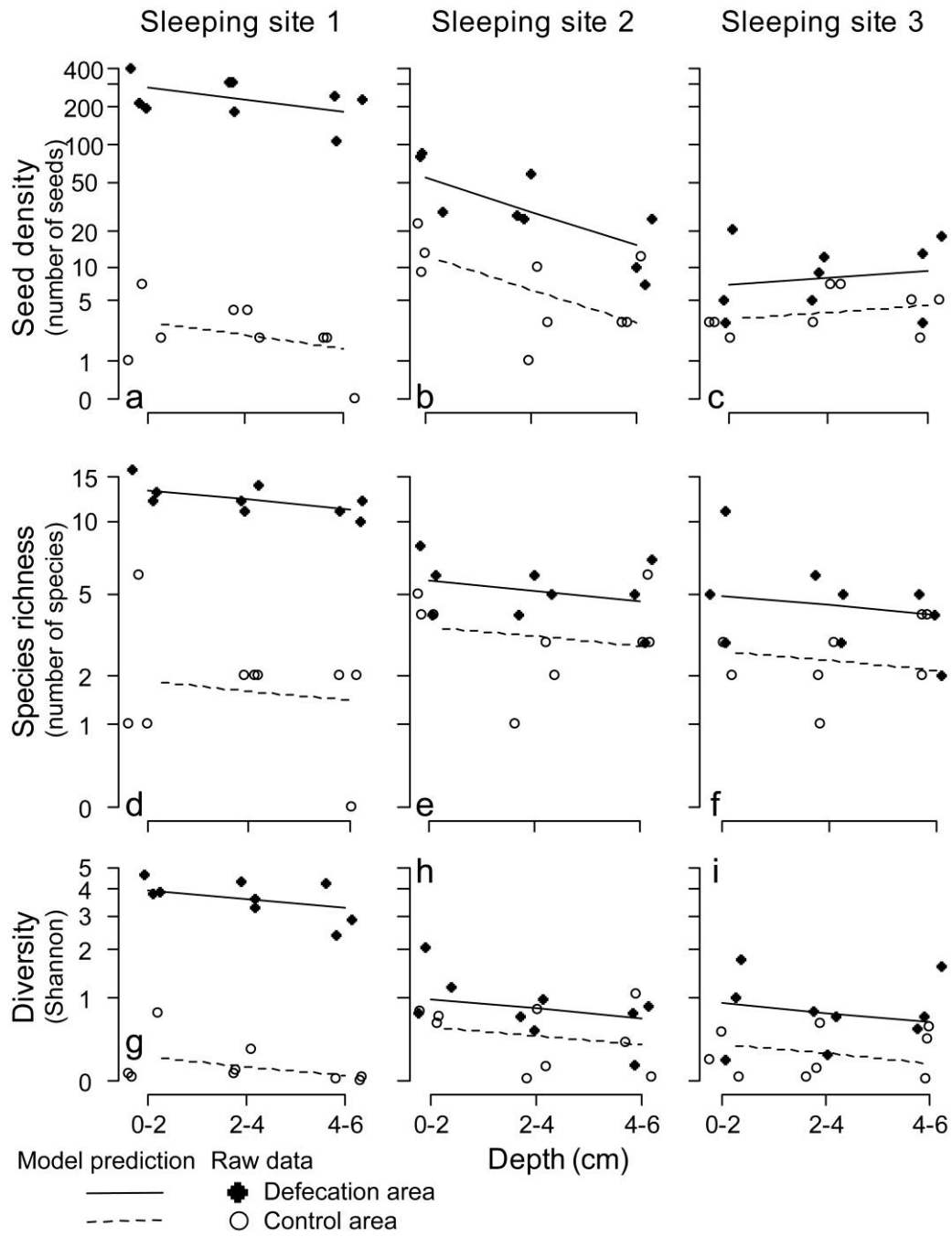
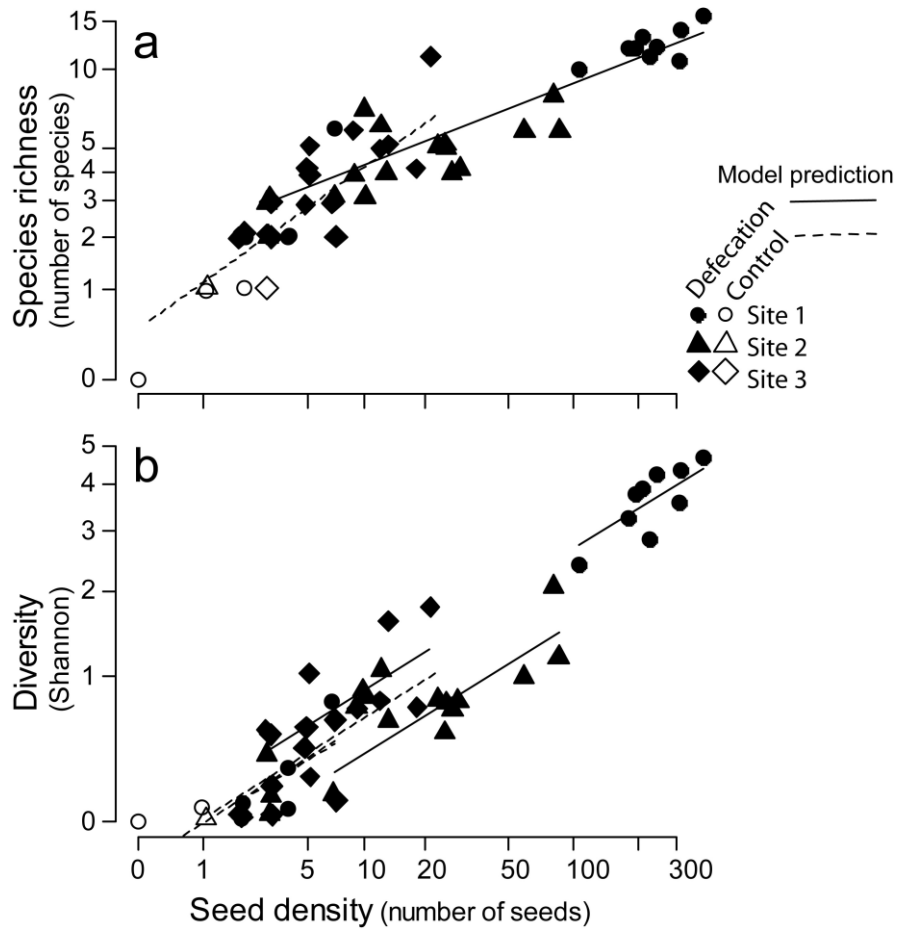


Figure 1

**Figure 2**

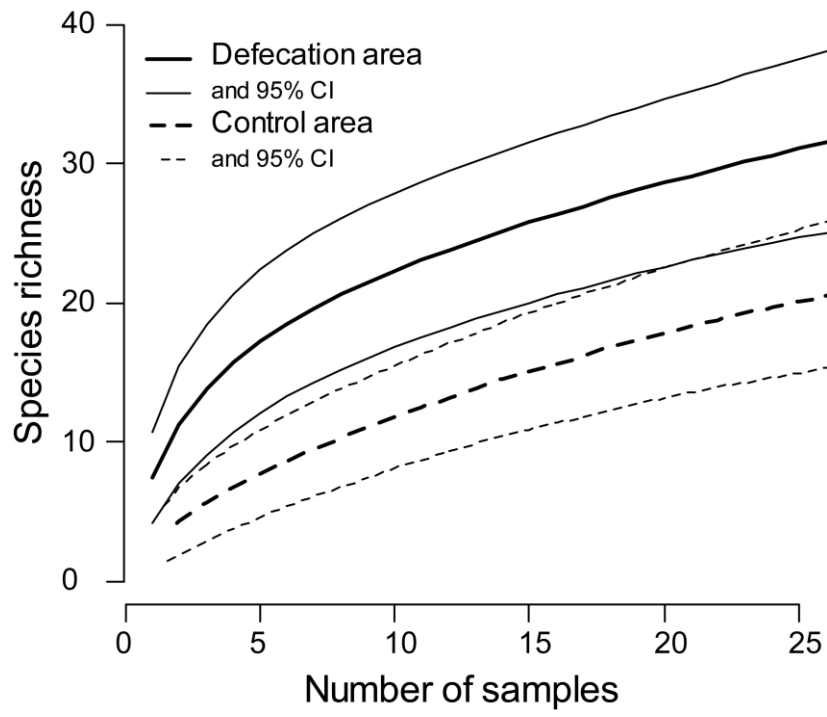


Figure 3

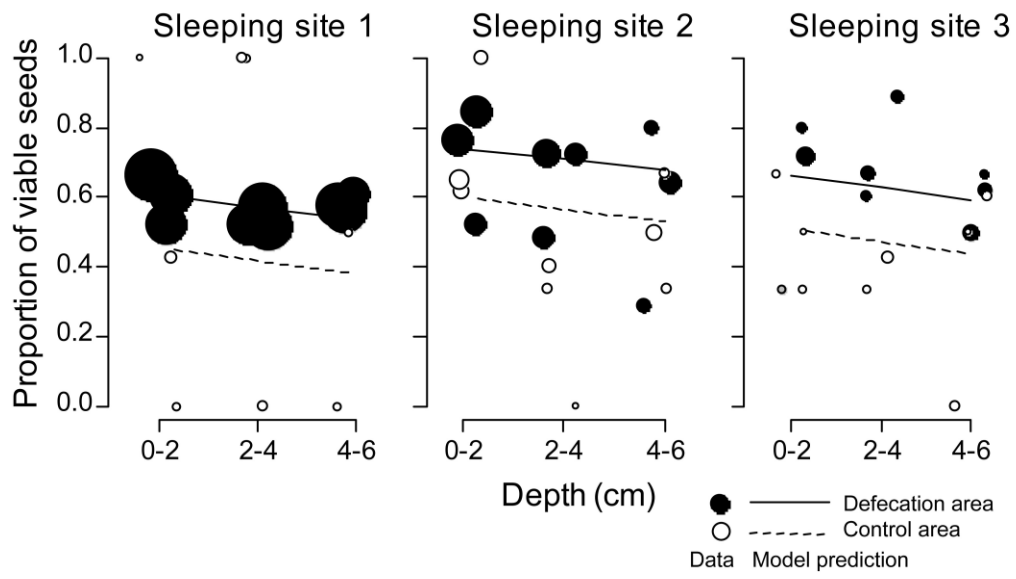


Figure 4