



HAL
open science

Analysis of a mathematical model of syntrophic bacteria in a chemostat

Miled El Hajji, Tewfik Sari, Jérôme Harmand

► **To cite this version:**

Miled El Hajji, Tewfik Sari, Jérôme Harmand. Analysis of a mathematical model of syntrophic bacteria in a chemostat. 2010. hal-00487189v1

HAL Id: hal-00487189

<https://hal.science/hal-00487189v1>

Preprint submitted on 28 May 2010 (v1), last revised 7 Mar 2024 (v3)

HAL is a multi-disciplinary open access archive for the deposit and dissemination of scientific research documents, whether they are published or not. The documents may come from teaching and research institutions in France or abroad, or from public or private research centers.

L'archive ouverte pluridisciplinaire **HAL**, est destinée au dépôt et à la diffusion de documents scientifiques de niveau recherche, publiés ou non, émanant des établissements d'enseignement et de recherche français ou étrangers, des laboratoires publics ou privés.

Analysis of a mathematical model of syntrophic bacteria in a chemostat

Miled EL-HAJJI · Tewfik SARI · Jérôme HARMAND

Received: 2010 / Accepted: date

Abstract A mathematical model involving a syntrophic relationship between two populations of bacteria in a continuous culture is proposed. A detailed qualitative analysis is carried out. The local and global stability analysis of the equilibria are performed. We demonstrate, under general assumptions of monotonicity, relevant from an applied point of view, the asymptotic stability of the positive equilibrium point which corresponds to the coexistence of the two bacteria. A syntrophic relationship in the anaerobic digestion process is proposed as a real candidate for this model.

Keywords Syntrophic relationship · Mathematical modelling · Coexistence · Asymptotic stability · Anaerobic digestion

1 Introduction

A syntrophic relationship between two organisms refers to a situation where the species exhibit mutualism but where, at the opposite of what happens in a purely symbiotic relationship, one of the species can grow without the other. Such a situation can be mathematically formalized as follows. Assume that a first species denoted X_1 grows on a substrate S_1 forming an intermediate product S_2 . This intermediate product is required by a second species X_2 to grow. The limiting substrate of the second bacteria being the product of the first bioreaction, the second bacteria cannot grow if the first one is not present.

Such interactions are quite common in nature: it is why a number of models have already been proposed in the literature. In Katsuyama *et al.*, a model involving two mutualistic species is proposed for describing pesticide degradation, cf. [9] while a more general case is considered in [10]. Since mutualism involves generally species interacting through intermediate products, other studies consider mutualistic relationships in food

Miled EL HAJJI*
UMR MISTEA & INRA-INRIA MERE research team, 02 Place Viala, 34060 Montpellier, France
E-mail: miled.elhajji@enit.rnu.tn

Tewfik SARI
Université de Haute Alsace, Mulhouse, France
& INRA-INRIA MERE research team, 02 Place Viala, 34060 Montpellier, France
E-mail: tewfik.sari@uha.fr

Jérôme HARMAND
LBE-INRA, UR050, Avenue des Étangs, 11100 Narbonne, France
& INRA-INRIA MERE research team, 02 Place Viala, 34060 Montpellier, France
E-mail: harmand@supagro.inra.fr

*Corresponding author

webs. For instance, Bratbak and Thingstad, or more recently, Aota and Nakajima considered the mutualism between phytoplankton and bacteria through the carbon excretion by the phytoplankton, cf. [2], [1]. A model studied by Freedman *et al.* was proposed to explain the observed coexistence of such species. However, in the previous studies the models are very specific. In particular, the mathematical analyses of the models are realized for specific growth rates that are explicitly given (in most cases as Monod functions).

To extend the study of mutualism to more general systems, we have recently considered more general assumptions notably with respect to the growth rate functions considered in the models in using qualitative hypotheses, cf. [5]. Furthermore, it was assumed that the species X_1 may be inhibited by the product S_2 that it produces itself while the species X_2 may be inhibited by an excess of substrate S_1 . An example of such interactions is given by the anaerobic digestion in which mutualistic relationships allow certain classes of bacteria to coexist.

In the actual paper, we revisit the model proposed in [5] in considering two main changes which significantly further extend the range of practical situations covered by the model. First, we assume that there is some S_2 in the influent. In other terms, the limiting substrate S_2 on which the species X_2 grows is not only produced by the species X_1 but is also available even if the species X_1 is not present. The second modification of the model is that the second species is supposed to be inhibited by an excess of S_1 , the limiting substrate on which the first species grows. To illustrate the usefulness of such extensions of the original model by El Hajji et al. [5], the biological interpretation of these hypotheses within the context of the anaerobic process is given in the appendix.

The paper is organized as follows. In section 2, we propose a modified system of four differential equations from the original model in [5]. The positive equilibria are determined and their local and global stability properties are established. The global asymptotic stability results are demonstrated through the index of Poincaré proving the uniqueness of the positive equilibrium point, the Dulac's criterion that rules out the possibility of the existence of periodic solutions for the reduced planar system, the Poincaré-Bendixon Theorem and the Butler-McGehee Lemma. In particular, we show that for every positive initial conditions, and under general and natural assumptions on the substrate input concentration S_1^{in} , the intermediate product input concentration S_2^{in} and on the dilution rate D , the solutions converge to the positive equilibrium point which corresponds to the coexistence of the two bacterial species as observed in real processes. Simulations are presented in Section 3, an example of a syntrophic relationship is given in section 4 as a candidate for this model while concluding remarks are given in Section 5.

2 Mathematical model and results

2.1 Mathematical model

Let S_1 , X_1 , S_2 and X_2 denote, respectively, the concentrations of the substrate, the first bacteria, the intermediate product, and the second bacteria present in the reactor at time t . We neglect all species-specific death rates and take into account the dilution rate only. Hence our model is described by the following system of ordinary differential equations :

$$\begin{cases} \dot{S}_1 = D(S_1^{in} - S_1) - k_3\mu_1(S_1, S_2)X_1, \\ \dot{X}_1 = \mu_1(S_1, S_2)X_1 - DX_1, \\ \dot{S}_2 = D(S_2^{in} - S_2) - k_2\mu_2(S_1, S_2)X_2 + k_1\mu_1(S_1, S_2)X_1, \\ \dot{X}_2 = \mu_2(S_1, S_2)X_2 - DX_2. \end{cases} \quad (1)$$

Where $S_1^{in} > 0$ denotes the input concentration of substrate, $S_2^{in} > 0$ denotes the input concentration of the intermediate product and $D > 0$ is the dilution rate.

The functional response of each species $\mu_1, \mu_2 : \mathbb{R}_+^2 \rightarrow \mathbb{R}_+$ satisfies :

- A1. $\mu_1, \mu_2 : \mathbb{R}_+^2 \rightarrow \mathbb{R}_+$, of class \mathcal{C}^1 ,
A2. $\mu_1(0, S_2) = 0, \quad \mu_2(S_1, 0) = 0, \quad \forall (S_1, S_2) \in \mathbb{R}_+^2$,
A3. $\frac{\partial \mu_1}{\partial S_1}(S_1, S_2) > 0, \quad \frac{\partial \mu_1}{\partial S_2}(S_1, S_2) < 0, \quad \forall (S_1, S_2) \in \mathbb{R}_+^2$,
A4. $\frac{\partial \mu_2}{\partial S_1}(S_1, S_2) < 0, \quad \frac{\partial \mu_2}{\partial S_2}(S_1, S_2) > 0, \quad \forall (S_1, S_2) \in \mathbb{R}_+^2$.

Hypothesis A2 expresses that no growth can take place for species X_1 without the substrate S_1 and that the intermediate product S_2 is obligate for the growth of species X_2 . Hypothesis A3 means that the growth of species X_1 increases with the substrate S_1 and it is inhibited by the intermediate product S_2 that it produces. Hypothesis A4 means that the growth of species X_2 increases with intermediate product S_2 produced by species X_1 while it is inhibited by the substrate S_1 . Note that there is a syntrophic relationship between the two species.

We first scale system (1) using the following change of variables and notations :

$$s_1 = \frac{k_1}{k_3} S_1, \quad x_1 = k_1 X_1, \quad s_2 = S_2, \quad x_2 = k_2 X_2, \quad s_1^{in} = \frac{k_1}{k_3} S_1^{in}, \quad s_2^{in} = S_2^{in} .$$

The dimensionless equations thus obtained are :

$$\begin{cases} \dot{s}_1 = D(s_1^{in} - s_1) - f_1(s_1, s_2)x_1 , \\ \dot{x}_1 = f_1(s_1, s_2)x_1 - D x_1 , \\ \dot{s}_2 = D(s_2^{in} - s_2) - f_2(s_1, s_2)x_2 + f_1(s_1, s_2)x_1 , \\ \dot{x}_2 = f_2(s_1, s_2)x_2 - D x_2 . \end{cases} \quad (2)$$

Where the functions $f_1, f_2 : \mathbb{R}_+^2 \rightarrow \mathbb{R}_+$ are defined by

$$f_1(s_1, s_2) = \mu_1\left(\frac{k_3}{k_1} s_1, s_2\right) \quad \text{and} \quad f_2(s_1, s_2) = \mu_2\left(\frac{k_3}{k_1} s_1, s_2\right).$$

These functions satisfy the following assumptions :

- H1. $f_1, f_2 : \mathbb{R}_+^2 \rightarrow \mathbb{R}_+$, of class \mathcal{C}^1 ,
H2. $f_1(0, s_2) = 0, \quad f_2(s_1, 0) = 0, \quad \forall (s_1, s_2) \in \mathbb{R}_+^2$,
H3. $\frac{\partial f_1}{\partial s_1}(s_1, s_2) > 0, \quad \frac{\partial f_1}{\partial s_2}(s_1, s_2) < 0, \quad \forall (s_1, s_2) \in \mathbb{R}_+^2$,
H4. $\frac{\partial f_2}{\partial s_1}(s_1, s_2) < 0, \quad \frac{\partial f_2}{\partial s_2}(s_1, s_2) > 0, \quad \forall (s_1, s_2) \in \mathbb{R}_+^2$.

It is easy to see that \mathbb{R}_+^4 , the closed non-negative cone in \mathbb{R}^4 , is positively invariant under the solution map of system (2). More precisely

Proposition 1 *For every initial condition in \mathbb{R}_+^4 , the solution of system (2) has positive components and is positively bounded and thus is defined for every positive t . The set*

$$\Omega = \left\{ (s_1, x_1, s_2, x_2) \in \mathbb{R}_+^4 : s_1 + x_1 = s_1^{in}, \quad s_2 + x_2 = s_2^{in} \right\}$$

is a positive invariant attractor of all solutions of system (2).

Proof: The invariance of \mathbb{R}_+^4 is guaranteed by the fact that :

- i. $s_1 = 0 \Rightarrow \dot{s}_1 = D s_1^{in} > 0$,
- ii. $s_2 = 0 \Rightarrow \dot{s}_2 = D s_2^{in} + f_1(s_1, 0) x_1 > 0$,

iii. $x_i = 0 \Rightarrow \dot{x}_i = 0$ for $i = 1, 2$.

Next we have to prove that the solution is bounded. Let $z_1 = s_1 + x_1$, then $\dot{z}_1 = -D(z_1 - s_1^{in})$ from which one deduces :

$$s_1(t) + x_1(t) = s_1^{in} + (s_1(0) + x_1(0) - s_1^{in})e^{-Dt} . \quad (3)$$

Thus $s_1(t)$ and $x_1(t)$ are positively bounded. Let $z_2 = s_2 + x_2 - x_1$, then $\dot{z}_2 = -D(z_2 - s_2^{in})$ from which one deduces:

$$s_2(t) + x_2(t) - x_1(t) = s_2^{in} + (s_2(0) + x_2(0) - x_1(0) - s_2^{in})e^{-Dt} . \quad (4)$$

Thus $s_2(t)$ and $x_2(t)$ are positively bounded. Hence, the solution is defined for all positive t . From (3) and (4) we deduce that the set Ω is an invariant set which is an attractor. ■

2.2 Restriction on the plane

The solutions of system (2) are exponentially convergent towards the set Ω and we are interested in the asymptotic behavior of these solutions. It is enough to restrict the study of the asymptotic behaviour of system (2) on Ω . In fact, thanks to Thieme's results [12], the asymptotic behaviour of the solutions of the restriction of (2) on Ω will be informative for the complete system, see Section 2.5. In this section we study the following reduced system which is simply the projection on the plane (x_1, x_2) , of the restriction of system (2) on Ω .

$$\begin{cases} \dot{x}_1 = [f_1(s_1^{in} - x_1, s_2^{in} + x_1 - x_2) - D] x_1 , \\ \dot{x}_2 = [f_2(s_1^{in} - x_1, s_2^{in} + x_1 - x_2) - D] x_2 . \end{cases} \quad (5)$$

Thus, for (5) the state-vector (x_1, x_2) belongs to the following subset of the plane, see Fig. 1 :

$$\mathcal{S} = \{(x_1, x_2) \in \mathbb{R}_+^2 : 0 < x_1 \leq s_1^{in}, 0 < x_2 \leq x_1 + s_2^{in}\} .$$

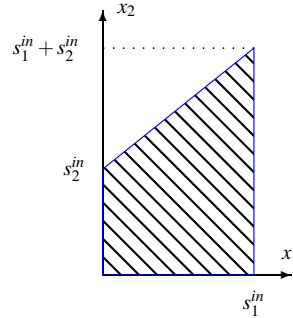


Fig. 1 The set \mathcal{S}

We study the equilibria of system (5) which we label as

$$F^0 = (0, 0), \quad F^1 = (\bar{x}_1, 0), \quad F^2 = (0, \bar{x}_2), \quad \text{and} \quad F^* = (x_1^*, x_2^*).$$

Notice that F^0, F^1, F^2 and F^* are the project of the equilibrium points $E^0 = (s_1^{in}, 0, s_2^{in}, 0), E^1 = (\bar{s}_1, \bar{x}_1, s_2^{in}, 0), E^2 = (s_1^{in}, 0, \bar{s}_2, \bar{x}_2)$ and $E^* = (s_1^*, x_1^*, s_2^*, x_2^*)$ of system (2) on the plane (x_1, x_2) .

Let $D_1 = f_1(s_1^{in}, s_2^{in}), D_2 = f_2(s_1^{in} - \bar{x}_1, s_2^{in} + \bar{x}_1), D_3 = f_1(s_1^{in}, s_2^{in} - \bar{x}_2)$ and $D_4 = f_2(s_1^{in}, s_2^{in})$. Notice that $D_1 < D_3$ and $D_4 < D_2$.

The trivial equilibrium point F^0 always exists. Its nature is given in the following lemma.

Lemma 1 *If $D > \max(D_1, D_4)$ then F^0 is a stable node. If $\min(D_1, D_4) < D < \max(D_1, D_4)$ then F^0 is a saddle point. If $D < \min(D_1, D_4)$ then F^0 is an unstable node.*

Proof. The Jacobian matrix, J , at a point (x_1, x_2) is given by :

$$J = \begin{bmatrix} -\frac{\partial f_1}{\partial s_1}x_1 + \frac{\partial f_1}{\partial s_2}x_1 + f_1 - D & \frac{\partial f_1}{\partial s_2}x_1 \\ -\frac{\partial f_2}{\partial s_1}x_2 + \frac{\partial f_2}{\partial s_2}x_2 & -\frac{\partial f_2}{\partial s_2}x_2 + f_2 - D \end{bmatrix}.$$

The Jacobian matrix at F^0 is given by :

$$J^0 = \begin{bmatrix} f_1(s_1^{in}, s_2^{in}) - D & 0 \\ 0 & f_2(s_1^{in}, s_2^{in}) - D \end{bmatrix}$$

The eigenvalues are $D_1 - D$ and $D_4 - D$. Thus, if $D > \max(D_1, D_4)$ then F^0 is a stable node. It is an unstable node if $D < \min(D_1, D_4)$. It is a saddle point if $\min(D_1, D_4) < D < \max(D_1, D_4)$. ■

The conditions of existence of the boundary equilibria F^1 and F^2 are stated in the following lemmas.

Lemma 2 *An equilibrium F^1 exists if and only if $D < D_1$. If it exists then it the unique equilibrium on the positive x_1 semi-axis. It is a saddle point if $D < D_2$, and a stable node if $D > D_2$.*

Proof. An equilibrium F^1 exists if and only if $\bar{x}_1 \in]0, s_1^{in}[$ is a solution of

$$f_1(s_1^{in} - \bar{x}_1, s_2^{in} + \bar{x}_1) = D. \quad (6)$$

Let $\psi_1(x_1) = f_1(s_1^{in} - x_1, s_2^{in} + x_1) - D$. Since $\psi_1'(x_1) < 0$, $\psi_1(0) = D_1 - D$, $\psi_1(s_1^{in}) = -D < 0$, equation (6) admits a positive solution if and only if $D < D_1$. If this condition is satisfied then (6) admits a unique solution since the function $\psi_1(\cdot)$ is decreasing.

The Jacobian matrix at F^1 is given by :

$$J^1 = \begin{bmatrix} -\frac{\partial f_1}{\partial s_1}\bar{x}_1 + \frac{\partial f_1}{\partial s_2}\bar{x}_1 & \frac{\partial f_1}{\partial s_2}\bar{x}_1 \\ 0 & f_2 - D \end{bmatrix}$$

where the functions are evaluated at $(s_1^{in} - \bar{x}_1, s_2^{in} + \bar{x}_1)$. The eigenvalues are $D_2 - D$ and $-\frac{\partial f_1}{\partial s_1}\bar{x}_1 + \frac{\partial f_1}{\partial s_2}\bar{x}_1 < 0$.

Thus F^1 is a saddle point if $D > D_2$. It is a stable node if the inequality is reversed. ■

Lemma 3 *An equilibrium F^2 exists if and only if $D < D_4$. If it exists then it the unique equilibrium on the positive x_2 semi-axis. If it exists then it is a saddle point if $D < D_3$, and a stable node if $D > D_3$.*

Proof. An equilibrium F^2 exists if and only if $\bar{x}_2 \in]0, s_2^{in}[$ is a solution of

$$f_2(s_1^{in}, s_2^{in} - \bar{x}_2) = D. \quad (7)$$

Let $\psi_2(x_2) = f_2(s_1^{in}, s_2^{in} - x_2) - D$. Since $\psi_2'(x_2) < 0$, $\psi_2(0) = D_4 - D$, $\psi_2(s_2^{in}) = -D < 0$, equation (7) admits a positive solution if and only if $D < D_4$. If this condition is satisfied then (7) admits a unique solution since the function $\psi_2(\cdot)$ is decreasing. The Jacobian matrix at F^2 is given by :

$$J^2 = \begin{bmatrix} f_1 - D & 0 \\ -\frac{\partial f_2}{\partial s_1}\bar{x}_2 + \frac{\partial f_2}{\partial s_2}\bar{x}_2 & -\frac{\partial f_2}{\partial s_2}\bar{x}_2 \end{bmatrix}$$

where the functions are evaluated at $(s_1^{in}, s_2^{in} - \tilde{x}_2)$. The eigenvalues are $D_3 - D$ and $-\frac{\partial f_2}{\partial s_2} \tilde{x}_2 < 0$. Thus F^2 is a saddle point if $D < D_3$. It is a stable node if the inequality is reversed. ■

The nature of equilibrium F^* is given in the following lemma

Lemma 4 *If an equilibrium F^* exists then it is exponentially asymptotically stable.*

Proof. The Jacobian matrix at F^* is given by :

$$J^* = \begin{bmatrix} -2\frac{\partial f_1}{\partial s_1}x_1^* + \frac{\partial f_1}{\partial s_2}x_1^* & \frac{\partial f_1}{\partial s_2}x_1^* \\ -2\frac{\partial f_2}{\partial s_1}x_2^* + \frac{\partial f_2}{\partial s_2}x_2^* & -\frac{\partial f_2}{\partial s_2}x_2^* \end{bmatrix}$$

Notice that

$$\det(J^*) = -\frac{\partial f_2}{\partial s_2}x_2^* \left(-2\frac{\partial f_1}{\partial s_1}x_1^* + \frac{\partial f_1}{\partial s_2}x_1^* \right) - \frac{\partial f_1}{\partial s_2}x_1^* \left(-2\frac{\partial f_2}{\partial s_1}x_2^* + \frac{\partial f_2}{\partial s_2}x_2^* \right) > 0$$

and

$$\text{tr}(J^*) = -2\frac{\partial f_1}{\partial s_1}x_1^* + \frac{\partial f_1}{\partial s_2}x_1^* - \frac{\partial f_2}{\partial s_2}x_2^* < 0$$

then J^* admits two eigenvalues with negative real part. Then, if it exists, F^* is exponentially stable. ■

Concerning positive equilibria, notice that an equilibrium F^* exists if and only if $(x_1^*, x_2^*) \in \mathcal{S}$ is a solution of

$$f_1(s_1^{in} - x_1^*, s_2^{in} + x_1^* - x_2^*) = f_2(s_1^{in} - x_1^*, s_2^{in} + x_1^* - x_2^*) = D.$$

It is not easy to discuss the number of solutions of this set of equations. In the next section we will use the index theory to obtain the number of positive equilibria F^* . Notice that if F^* and F^1 exist then

$$f_1(s_1^{in} - x_1^*, s_2^{in} + x_1^*) < f_1(s_1^{in} - x_1^*, s_2^{in} + x_1^* - x_2^*) = D = f_1(s_1^{in} - \bar{x}_1, s_2^{in} + \bar{x}_1).$$

Hence $\psi_1(x_1^*) < \psi_1(\bar{x}_1)$, from where one obtains $0 < \bar{x}_1 < x_1^* < s_1^{in}$. If F^* and F^2 exist then

$$f_2(s_1^{in}, s_2^{in} - x_2^*) < f_2(s_1^{in} - x_1^*, s_2^{in} + x_1^* - x_2^*) = D = f_2(s_1^{in}, s_2^{in} - \tilde{x}_2).$$

Hence $\psi_2(x_2^*) < \psi_2(\tilde{x}_2)$, from where one obtains $0 < \tilde{x}_2 < x_2^* < s_2^{in} + s_1^{in}$.

2.3 Main result

The number of equilibria of (5) and their nature are summarized in the next Theorem.

Theorem 1

1. If $D < \min(D_1, D_4)$ then (5) admits four equilibria : F^0 which is an unstable node, F^1 and F^2 which are saddle points and F^* which is a stable node.
2. If $\min(D_1, D_4) < D < \max(D_1, D_4)$, four subcases must be distinguished
 - If $D_1 < D_4$ and $D_1 < D < \min(D_3, D_4)$ then (5) admits three equilibria : F^0 and F^2 which are saddle points and F^* which is a stable node.
 - If $D_1 < D_4$ and $D_3 < D < D_4$ then (5) admits two equilibria : F^0 which is a saddle point and F^2 which is a stable node.
 - If $D_4 < D_1$ and $D_4 < D < \min(D_1, D_2)$ then (5) admits three equilibria : F^0 and F^1 which are saddle points and F^* which is a stable node.

- If $D_4 < D_1$ and $D_2 < D < D_1$ then (5) admits two equilibria : F^0 which is a saddle point and F^1 which is a stable node.
- 3. If $D > \max(D_1, D_4)$ then (5) admits one equilibrium : F^0 which is a stable node.

Proof. We must show that the positive equilibrium F^* is unique when it exists. For this purpose we use the index theory. Let δ be a small enough positive constant. Let

$$\mathcal{S}_\delta = \{(x_1, x_2) \in \mathbb{R}^2 : -\delta < x_1 \leq s_1^{in} \quad \text{and} \quad -\delta < x_2 \leq x_1 + s_2^{in}\}.$$

Consider the vector field G on \mathcal{S}_δ defined as follows :

$$G(x_1, x_2) = \begin{pmatrix} (\tilde{f}_1(s_1^{in} - x_1, s_2^{in} + x_1 - x_2) - D)x_1 \\ (\tilde{f}_2(s_1^{in} - x_1, s_2^{in} + x_1 - x_2) - D)x_2 \end{pmatrix}$$

where \tilde{f}_1 and \tilde{f}_2 are two \mathcal{C}^1 functions prolonging respectively functions f_1 and f_2 on \mathcal{S}_δ . Assume that the vector field G has n singular points F_i^* , $i = 1 \cdots n$.

1. Assume that $D < \min(D_1, D_4)$. From the previous lemmas the system has three singular points F^0, F^1 and F^2 and possibly n equilibria F_i^* , $i = 1 \cdots n$. Define the Jordan curve $J = \partial\mathcal{S} \cup \mathcal{C}(F^0, \delta) \cup \mathcal{C}(F^1, \delta) \cup \mathcal{C}(F^2, \delta)$ which surrounds all singular points of the vector field G . The winding number of G on J equals the sum of the indexes of these singular points. Since F^0 is an unstable node, of index 1, F^1 and F^2 are saddle points, of index -1 and F_i^* , $i = 1 \cdots n$, are stable nodes, of index 1. The winding number of the vector field G on the closed curve J is equal to 0, see Fig. 3 (a). Thus $1 - 2 + n = 0$, which gives $n = 1$, from where the positive equilibrium F^* exists and is unique.
2. Assume that $\min(D_1, D_4) < D < \max(D_1, D_4)$
 - If $D_1 < D_4$ and $D_1 < D < \min(D_3, D_4)$. From the previous lemmas the system has two singular points F^0 and F^2 and possibly n equilibria F_i^* , $i = 1 \cdots n$. Define the Jordan curve $J = \partial\mathcal{S} \cup \mathcal{C}(F^0, \delta) \cup \mathcal{C}(F^2, \delta)$ which surrounds all singular points of the vector field G . Since F^0 and F^2 are saddle points, of index -1 and F_i^* , $i = 1 \cdots n$, are stable nodes, of index 1. The winding number of the vector field G on the closed curve J is equal to -1, see Fig. 3 (b). Thus $-2 + n = -1$, which gives $n = 1$, from where the positive equilibrium F^* exists and is unique.
 - If $D_1 < D_4$ and $D_3 < D < D_4$. From the previous lemmas the system has two singular points F^0 and F^2 and possibly n equilibria F_i^* , $i = 1 \cdots n$. Define the Jordan curve $J = \partial\mathcal{S} \cup \mathcal{C}(F^0, \delta) \cup \mathcal{C}(F^2, \delta)$ which surrounds all singular points of the vector field G . Since F^0 is a saddle point, of index -1, F^2 is a stable node, of index 1 and F_i^* , $i = 1 \cdots n$, are stable nodes, of index 1. The winding number of the vector field G on the closed curve J is equal to 0, see Fig. 3 (c). Thus $1 - 1 + n = 0$, which gives $n = 0$, from where there is no positive equilibrium points F^* .
 - If $D_4 < D_1$ and $D_4 < D < \min(D_1, D_2)$. From the previous lemmas the system has two singular points F^0 and F^1 and possibly n equilibria F_i^* , $i = 1 \cdots n$. Define the Jordan curve $J = \partial\mathcal{S} \cup \mathcal{C}(F^0, \delta) \cup \mathcal{C}(F^1, \delta)$ which surrounds all singular points of the vector field G . Since F^0 and F^1 are saddle points, of index -1 and F_i^* , $i = 1 \cdots n$, are stable nodes, of index 1. The winding number of the vector field G on the closed curve J is equal to -1, see Fig. 3 (d). Thus $-2 + n = -1$, which gives $n = 1$, from where the positive equilibrium F^* exists and is unique.
 - If $D_4 < D_1$ and $D_2 < D < D_1$. From the previous lemmas the system has two singular points F^0 and F^1 and possibly n equilibria F_i^* , $i = 1 \cdots n$. Define the Jordan curve $J = \partial\mathcal{S} \cup \mathcal{C}(F^0, \delta) \cup \mathcal{C}(F^1, \delta)$ which surrounds all singular points of the vector field G . Since F^0 is a saddle point, of index -1, F^1 is stable node, of index 1 and F_i^* , $i = 1 \cdots n$, are stable nodes, of index 1. The winding number of the vector field G on the closed curve J is equal to 0, see Fig. 3 (e). Thus $1 - 1 + n = 0$, which gives $n = 0$, from where there is no positive equilibrium points F^* .

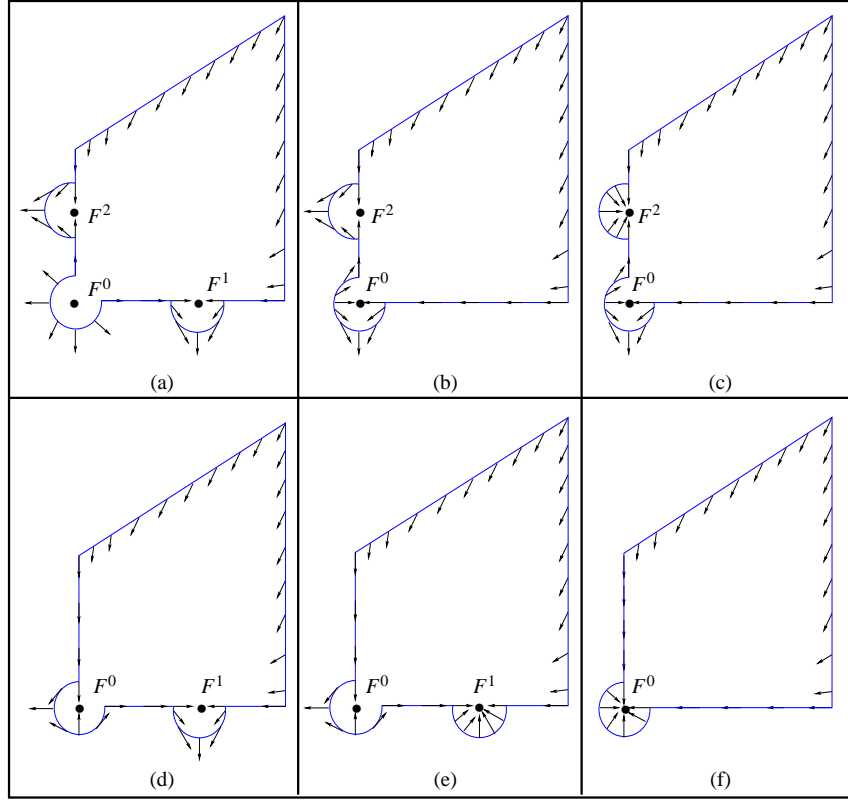


Fig. 2 The winding number of G on J

3. Assume that $D > \max(D_1, D_4)$. From the previous lemmas the system has a singular point F^0 and possibly n equilibria F_i^* , $i = 1 \cdots n$. Define the Jordan curve $J = \partial \mathcal{S} \cup \mathcal{C}(F^0, \delta)$ which surrounds all singular points of the vector field G . Since F^0 is a stable node, of index 1 and F_i^* , $i = 1 \cdots n$, are stable nodes, of index 1. The winding number of the vector field G on the closed curve J is equal to 1, see Fig. 3 (f). Thus $1 + n = 1$, which gives $n = 0$, from where there is no positive equilibrium points F^* . ■

As it is shown in [7], when $D < \min(D_1, D_4)$, the theorem can be proved through an approach using the well-known Poincaré-Hopf index Theorem recalled hereafter.

Theorem 2 *Let M be a compact orientable differentiable manifold. Let v be a vector field on M with isolated zeroes. If M has boundary, then v must be pointing in the inward normal direction along the boundary. Then we have the formula*

$$\sum_i (\text{index}_v(p_i)) = \chi(M)$$

where the sum of the indices is over all the isolated zeroes of v and $\chi(M)$ is the Euler characteristic of M .

We identify the segment $[0, s_1^{in}]$ of the x -axis with the segment $[0, s_2^{in}]$ of the y -axis such the saddle point $F^1 = (\bar{x}_1, 0)$ corresponds to the saddle point $F^2 = (0, \bar{x}_2)$ using the following piecewise affine function :

$$x_2 = \begin{cases} \frac{\bar{x}_2}{\bar{x}_1} x_1 & \text{if } x_1 \in (0, \bar{x}_1), \\ \frac{x_1 - \bar{x}_1}{s_1^{in} - \bar{x}_1} (s_2^{in} - \bar{x}_2) + \bar{x}_2 & \text{if } x_1 \in (\bar{x}_1, s_1^{in}). \end{cases}$$

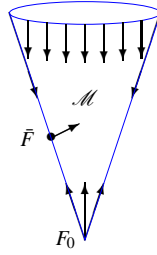


Fig. 3 The cone \mathcal{M}

The geometry is changed and one obtains a cone \mathcal{M} as image of \mathcal{S} (see Fig. 3) with a vector field having one source (the origin $p_1 = F_0$), one saddle point ($p_2 = \bar{F}$; the result of the identifying of the two saddle points F^1 and F^2) and n sinks ($p_i, i = 3, n+2$). The Euler-Poincaré characteristic of \mathcal{M} is equal to 1. Using the Poincaré-Hopf index Theorem one has $n+1+(-1) = 1$, then $n = 1$ from where the positive equilibrium point F^* exists and is unique.

The same proof will work in the case when $D > \min(D_1, D_4)$. In this case we simply identify the segment $[0, s_1^{in}]$ of the x -axis with the segment $[0, s_2^{in}]$ of the y -axis using the affine function $x_2 = \frac{s_2^{in}}{s_1^{in}}x_1$. We obtain a cone \mathcal{M} as image of \mathcal{S} with a vector field having one sink (the origin F_0) and n sinks. Using the Poincaré-Hopf index Theorem one has $n+1 = 1$, then $n = 0$ from where the positive equilibrium point F^* does not exist.

2.4 Global analysis of the 2D system

Let us establish first that (5) admits no periodic orbit nor polycycle inside \mathcal{S}

Theorem 3 *There are no periodic orbits nor polycycles inside \mathcal{S} .*

Proof. Consider a trajectory of (5) belonging to \mathcal{S} . Let us transform the system (5) through the change of variables $\xi_1 = \ln(x_1)$, $\xi_2 = \ln(x_2)$. Then one obtains the following system :

$$\begin{cases} \dot{\xi}_1 = h_1(\xi_1, \xi_2) := f_1(s_1^{in} - e^{\xi_1}, s_2^{in} + e^{\xi_1} - e^{\xi_2}) - D, \\ \dot{\xi}_2 = h_2(\xi_1, \xi_2) := f_2(s_1^{in} - e^{\xi_1}, s_2^{in} + e^{\xi_1} - e^{\xi_2}) - D. \end{cases} \quad (8)$$

We have

$$\frac{\partial h_1}{\partial \xi_1} + \frac{\partial h_2}{\partial \xi_2} = -e^{\xi_1} \frac{\partial f_1}{\partial s_1} + e^{\xi_1} \frac{\partial f_1}{\partial s_2} - e^{\xi_2} \frac{\partial f_2}{\partial s_2} < 0.$$

From Dulac criterion [11], we deduce that the system (8) has no periodic trajectory. Hence (5) has no periodic orbit in \mathcal{S} . \blacksquare

Theorem 4 *For every initial condition in \mathcal{S} , the trajectories of system (5) converge asymptotically to :*

- F^* if $D < \min(D_1, D_4)$.
- F^* if $D_1 < D_4$ and $D_1 < D < \min(D_3, D_4)$.
- F^* if $D_4 < D_1$ and $D_4 < D < \min(D_1, D_2)$.
- F^2 if $D_1 < D_4$ and $D_3 < D < D_4$.
- F^1 if $D_4 < D_1$ and $D_2 < D < D_1$.
- F^0 if $\max(D_1, D_4) < D$.

Proof : We restrict the proof to the situation where $D < \min(D_1, D_4)$. The other cases can be done similarly. Let $x_1(0) > 0, x_2(0) > 0$ and ω the ω -limit set of $(x_1(0), x_2(0))$. ω is an invariant compact set and $\omega \subset \mathcal{S}$. Assume that ω contains a point M on the x_1x_2 axis :

- M can't be F^0 because F^0 is an unstable node and can't be a part of the ω -limit set of $(x_1(0), x_2(0))$,
- If $M \in]\bar{x}_1, s_1^m] \times \{0\}$ (respectively $M \in \{0\} \times]\bar{x}_2, s_2^m]$). As ω is invariant then $\gamma(M) \subset \omega$ which is impossible because ω is bounded and $\gamma(M) =]\bar{x}_1, +\infty[\times \{0\}$ (respectively $\gamma(M) = \{0\} \times]\bar{x}_2, +\infty[$),
- If $M \in]0, \bar{x}_1[\times \{0\}$ (respectively $M \in \{0\} \times]0, \bar{x}_2[$). ω contains $\gamma(M) =]0, \bar{x}_1[\times \{0\}$ (respectively $\gamma(M) = \{0\} \times]0, \bar{x}_2[$). As ω is a compact, then it contains the adherence of $\gamma(M)$, $[0, \bar{x}_1] \times \{0\}$ (respectively $\{0\} \times [0, \bar{x}_2]$). In particular, ω contains F^0 which is impossible,
- If $M = F^1$ (respectively $M = F^2$). ω is not reduced to F^1 (respectively to F^2). By Butler-McGehee theorem, ω contains a point P of $(0, +\infty) \times \{0\}$ other than F^1 (respectively of $\{0\} \times (0, +\infty)$ other than F^2) which is impossible.

Finally, the ω -limit set don't contain any point on the x_1x_2 axis. System (5) has no periodic orbit inside \mathcal{S} . Using the Poincaré-Bendixon Theorem [11], F^* is a globally asymptotically stable equilibrium point for system (5). ■

Remark 1 One can also use the fact that the system (5) has no periodic orbit inside \mathcal{S} . Slight nature of F^0, F^1 and F^2 , the system (5) can't have a cyclique chain on $\partial\mathcal{S}$. Using the Poincaré-Bendixon Theorem [11], F^* is a globally asymptotically stable equilibrium point for system (5).

2.5 Global analysis of the 4D system

Theorem 5 For every initial condition in \mathbb{R}_+^4 , the trajectories of system (2) converge asymptotically to :

- E^* if $D < \min(D_1, D_4)$.
- E^* if $D_1 < D_4$ and $D_1 < D < \min(D_3, D_4)$.
- E^* if $D_4 < D_1$ and $D_4 < D < \min(D_1, D_2)$.
- E^2 if $D_1 < D_4$ and $D_3 < D < D_4$.
- E^1 if $D_4 < D_1$ and $D_2 < D < D_1$.
- E^0 if $\max(D_1, D_4) < D$.

Proof : Let $(s_1(t), x_1(t), s_2(t), x_2(t))$ be a solution of (2). From (3) and (4) we deduce that

$$s_1(t) = s_1^m - x_1(t) + K_1 e^{-Dt} \quad \text{and} \quad s_2(t) = s_2^m + x_1(t) - x_2(t) + K_2 e^{-Dt},$$

where $K_1 = s_1(0) + x_1(0) - s_1^m$ and $K_2 = s_2(0) + x_2(0) - x_1(0) - s_2^m$. Hence $(x_1(t), x_2(t))$ is a solution of the nonautonomous system of two differential equations :

$$\begin{cases} \dot{x}_1 = [f_1(s_1^m - x_1 + K_1 e^{-Dt}, s_2^m + x_1 - x_2 + K_2 e^{-Dt}) - D] x_1, \\ \dot{x}_2 = [f_2(s_1^m - x_1 + K_1 e^{-Dt}, s_2^m + x_1 - x_2 + K_2 e^{-Dt}) - D] x_2. \end{cases} \quad (9)$$

This is an asymptotically autonomous differential system which converge to the autonomous system (5). The set Ω is attractor of all trajectories in \mathbb{R}_+^4 and the phase portrait of system reduced to Ω (5) contains only locally stable nodes, unstable nodes, saddle points and no trajectory joining two saddle points. Thus we can apply Thiemes's results [12] and conclude that the asymptotic behaviour of the solution of the complete system (9) is the same that the asymptotic behaviour described for the reduced system (5) and the main result is then deduced. ■

3 Numerical simulations

We performed numerical simulations using classical Monod functions to express growth rates as it is often the case in more specific biological models, taking into account the substrate inhibition on the growth of the organisms :

$$f_1(s_1, s_2) = \frac{9s_1}{(1+s_1)(2+s_2)}, \quad f_2(s_1, s_2) = \frac{9s_2}{(2+s_2)(1+s_1)}. \quad (10)$$

For $s_1^{in} = 2$ and $s_2^{in} = 1$, one can readily check that the functional responses (10) satisfy Assumptions *H1* to *H4* with $D_4 = 1 < D_1 = 2$. As it is shown in Fig. 4, if $D = 0.8$ which satisfies $D < D_4$, the trajectories are

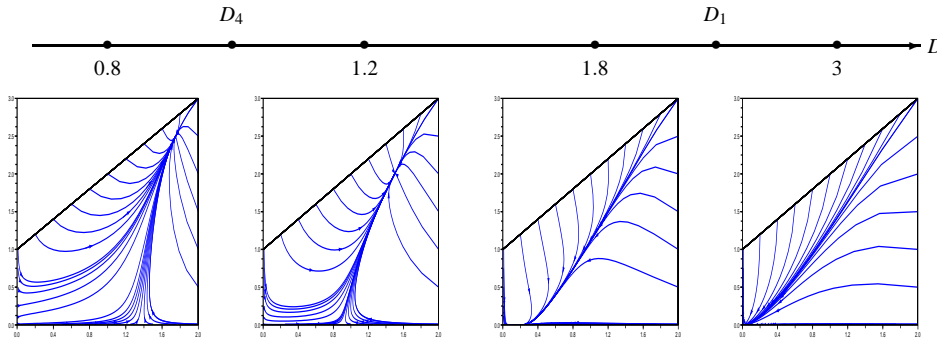


Fig. 4 $x_1 - x_2$ behaviour

converging to the positive equilibrium $F^* = (1.75, 2.5)$ and if $D = 1.2$ which satisfies $D_4 < D < D_1 < D_2 \simeq 2.56$, the trajectories are converging to the positive equilibrium $F^* = (1.5, 2)$ and if $D = 1.8$ which satisfies $D_2 \simeq 1.692 < D < D_1$, the trajectories are converging to the equilibrium $F^1 \simeq (0.2087, 0)$ and finally if $D = 3$ which satisfies $D > D_1$, we have extinction of the two species.

4 The anaerobic digestion process : An example of a syntrophic relationship

"Methane fermentation" or "anaerobic digestion" is a process that converts organic matter into a gaseous mixture mainly composed of methane and carbon dioxide (CH_4 and CO_2) through the action of a complex bacterial ecosystem (cf. Fig.5). It is often used for the treatment of concentrated wastewaters or to stabilize the excess sludge produced in wastewater treatment plants into more stable products. There is also considerable interest in plant-biomass-fed digesters, since the produced methane can be valorized as a source of energy. It is usually considered that a number of metabolic groups of bacteria are involved sequentially.

One specific characteristic of the anaerobic process is that within such groups, there exists populations exhibiting obligatory mutualistic relationships. Such a syntrophic relationship is necessary for the biological reactions to be thermodynamically possible. In the first steps of the reactions (called "acidogenesis"), some hydrogen is produced. In El Hajji et al.[5], this production of hydrogen at this reaction step was neglected (compare Fig.5 with Fig.1 of [5]). This hypothesis constitute the first novelty with respect to [5]. It is to be noticed that an excess of hydrogen in the medium inhibits the growth of another bacterial group called "acetogenic bacteria". Their association with H_2 consuming bacteria is thus necessary for the second step of the reaction to be fulfilled. Such a syntrophic relationship has been pointed out in a number of experimental works (cf. for instance the seminal work by [3]). Let us consider the subsystem of the anaerobic system where the VFA (for Volatile Fatty Acids) are transformed into H_2 , CH_4 and CO_2 . We can formalize the corresponding

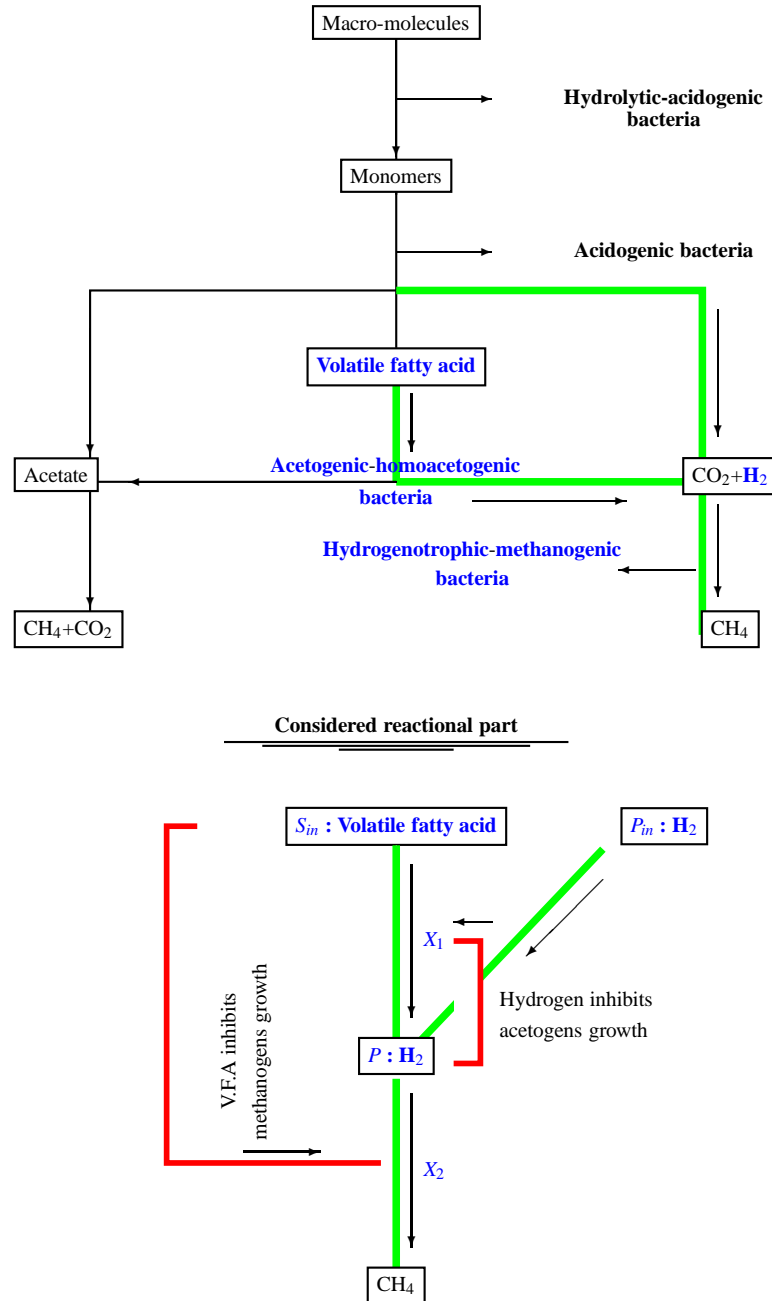


Fig. 5 Anaerobic fermentation process

biological reactions as a first bacterial consortium X_1 (the acetogens) transforming S_1 (the VFA) into S_2 (the hydrogen) and acetate (cf. Fig.5). Then, a second species X_2 (the hydrogenotrophic-methanogenic bacteria) grows on S_2 . In practice, acetogens are inhibited by an excess of hydrogen and methanogens by an excess of VFA. Thus, it is further assumed that X_1 is inhibited by S_2 and X_2 by S_1 . The last inhibition relationship con-

stitute the second novelty with respect to [5]. This situation is precisely the one considered within the model (1).

5 Conclusion

We have proposed a mathematical model involving a syntrophic relationship of two bacteria. The analysis of the model is mainly based :

- on Dulac’s criterion that rules out the possibility of periodic solutions for the reduced planar system,
- on the Poincaré-Hopf index Theorem to prove the existence and uniqueness of the positive equilibrium point,
- on the application of the Poincaré-Bendixon Theorem,
- on Thieme’s results to prove that the stability properties of the reduced planar system are linked with the stability properties of the overall system.

It results from this analysis that, under general and natural assumptions of monotonicity on the functional responses, the stable asymptotic coexistence of the two bacteria is possible.

Acknowledgements

The authors acknowledge INRA and INRIA for financial support.

References

1. Y. Aota and H. Nakajima, *Mutualistic relationships between phytoplankton and bacteria caused by carbon excretion from phytoplankton*, Ecological research, **16** (2001), 289–299.
2. G. Bratbak and T.F. Thingstad, *Phytoplankton-bacteria interactions: an apparent paradox? Analysis of a model system with both copetition and commensalism*, Ecological research, **25** (1985), 23–30.
3. M.P. Bryant, E.A. Wolin, M.J. Wolin and R.S. Wolfe, *Methanobacillus omelianskii, a symbiotic association of two species of bacteria*, Arch. Microbiol. **59** (1967), no. 1, 20–31.
4. M. El Hajji, J. Harmand, H. Chaker and C. Lobry, *Association between competition and obligate mutualism in a chemostat*, J. Biol. Dynamics, **3** (2009), no. 6, 635–647.
5. M. El Hajji, F. Mazenc and J. Harmand, *A mathematical study of a syntrophic relationship of a model of anaerobic digestion process*, Math. Biosci. Eng. **7** (2010), no. 3, 643–659.
6. M. El Hajji and A. Rapaport, *Practical coexistence of two species in the chemostat - A slow-fast characterization*, Math. Biosci. **218** (2009), no. 1, 33–39.
7. M. El Hajji, T. Sari and J. Harmand, *Deux espèces en compétition pour un substrat qui ne peuvent se passer l’une de l’autre*, CARI’10 (2010).
8. H.I. Freedman, R. Kumar, A.K. Easton and M. Singh, *Mathematical models of predator mutualists*, Canadian Appl. Math. Quart. **9** (2001), 99–111.
9. C. Katsuyama, S. Nakaoka, Y. Takeuchi, K. Tago, M. Hayatsu and K. Kato, *A mathematical model of syntrophic cocultures in the chemostat*, J. Theor. Biol. **256** (2009), 644–654.
10. R. Kreikenbohm and E. Bohl, *A mathematical model of syntrophic cocultures in the chemostat*, FEMS Microbiol. Ecol. **38** (1986), 131–140.
11. H.L. Smith and P. Waltman, “The theory of the chemostat,” Dynamics of microbial competition, Cambridge Studies in Mathematical Biology, Cambridge University Press, 1995.
12. (MR1175102) H.R. Thieme, *Convergence results and a Poincaré-Bendixson trichotomy for asymptotically autonomous differential equations*, J. Math. Biol. **30** (1992), no. 7, 755–763.