



**HAL**  
open science

## Quality of life during maintenance therapy with the anti-CD20 antibody rituximab in patients with B cell non-Hodgkin's lymphoma: results of a prospective randomized controlled trial

Mathias Witzens-Harig, Monika Reiz, Christiane Heiss, Axel Benner, Manfred Hensel, Kai Neben, Peter Dreger, Alwin Kraemer, Anthony D. Ho

### ► To cite this version:

Mathias Witzens-Harig, Monika Reiz, Christiane Heiss, Axel Benner, Manfred Hensel, et al.. Quality of life during maintenance therapy with the anti-CD20 antibody rituximab in patients with B cell non-Hodgkin's lymphoma: results of a prospective randomized controlled trial. *Annals of Hematology*, 2008, 88 (1), pp.51-57. 10.1007/s00277-008-0560-2 . hal-00477962

**HAL Id: hal-00477962**

**<https://hal.science/hal-00477962>**

Submitted on 30 Apr 2010

**HAL** is a multi-disciplinary open access archive for the deposit and dissemination of scientific research documents, whether they are published or not. The documents may come from teaching and research institutions in France or abroad, or from public or private research centers.

L'archive ouverte pluridisciplinaire **HAL**, est destinée au dépôt et à la diffusion de documents scientifiques de niveau recherche, publiés ou non, émanant des établissements d'enseignement et de recherche français ou étrangers, des laboratoires publics ou privés.

# Quality of life during maintenance therapy with the anti-CD20 antibody rituximab in patients with B cell non-Hodgkin's lymphoma: results of a prospective randomized controlled trial

Mathias Witzens-Harig · Monika Reiz ·  
Christiane Heiß · Axel Benner · Manfred Hensel ·  
Kai Neben · Peter Dreger · Alwin Kraemer ·  
Anthony D. Ho

Received: 31 March 2008 / Accepted: 9 July 2008 / Published online: 30 July 2008  
© Springer-Verlag 2008

**Abstract** The introduction of rituximab into the primary treatment of malignant lymphomas of the B cell lineage has had a major impact on the management of these diseases. In addition, prolonged exposure to rituximab as maintenance therapy has been beneficial in patients with follicular lymphoma and mantle cell lymphoma. For the individual patient, the effect of any prolonged antitumor therapy on the quality of life (QoL) is a very important question. However, so far, the question whether rituximab maintenance therapy may impair QoL in patients with non-Hodgkin's lymphoma remains unanswered. To investigate this subject, we have performed a prospective randomized trial of rituximab maintenance therapy (8 cycles rituximab 375 mg/m<sup>2</sup> every 3 months) versus observation in patients with CD20+B cell non-Hodgkin's lymphoma in our institution. Between July

2002 and December 2005, 122 patients were included into the trial. QoL was assessed with the standardized questionnaires EORTC-QLQ-C30, EuroQol-5D, and EuroQol-5D (VAS) in 91 patients. After statistical analysis with the exact Wilcoxon rank sum test, we found no significant differences of the QoL between the rituximab treatment group and the observation group. We conclude that rituximab maintenance therapy seems to be safe and does not impair quality of life in this patient population.

**Keywords** Lymphoma · Rituximab · Maintenance · Quality of life

## Introduction

Rituximab (R) is a chimeric murine/human anti-CD20 monoclonal antibody capable of killing CD20<sup>+</sup> lymphoma cells. Effector mechanisms include complement-mediated cytotoxicity, antibody-dependent cellular cytotoxicity, and possibly direct induction of apoptosis [1, 2]. In diffuse large B cell lymphomas (DLBCLs) and follicular lymphomas (FLs), several multicenter prospective randomized trials consistently demonstrated an improved outcome when R was added to chemotherapy [3–10]. In FL and DLBCL, it was attempted to further prolong response duration and survival by administering R during remission as maintenance therapy. In DLBCL, Habermann et al. [6] performed a study in patients 60 years of age and older who were initially randomized for chemotherapy with cyclophosphamide, hydroxydaunorubicin, vincristine, and prednisone (CHOP) versus CHOP plus R (R-CHOP). Responding

Mathias Witzens-Harig and Monika Reiz contributed equally to the study.

M. Witzens-Harig (✉) · M. Reiz · C. Heiß · K. Neben ·  
P. Dreger · A. Kraemer · A. D. Ho  
Department of Internal Medicine V,  
University Hospital of Heidelberg,  
INF 410,  
69120 Heidelberg, Germany  
e-mail: mathias.witzens-harig@med.uni-heidelberg.de

C. Heiß · A. Benner  
Department of Biostatistics, German Cancer Research Center,  
INF 280,  
69120 Heidelberg, Germany

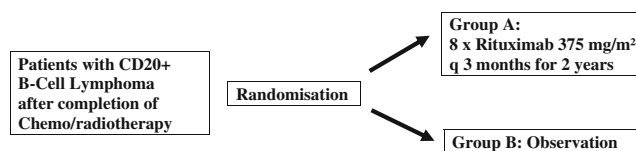
M. Hensel  
Onkologische Schwerpunkt Praxis,  
Q5, 14-22,  
68161 Mannheim, Germany

patients underwent a second randomization for R maintenance versus observation only. In patients receiving R maintenance, a significant prolongation of the time to treatment failure was observed. This beneficial effect was restricted, however, to patients who had received CHOP alone for initial therapy, while in R-CHOP-treated cases, no differences in response duration were found [6]. Currently, the question whether rituximab maintenance is beneficial in diffuse large B cell lymphoma is examined in another large prospective, international randomized trial [11]. Hochster et al. [12] reported a significant prolongation of response duration and even survival by R maintenance in patients with previously untreated advanced-stage FL responding to initial therapy without R comprising chemotherapy by cyclophosphamide, vincristine, and prednisone (CVP) alone. In former investigations, Hainsworth et al. [13] and Ghielmini et al. [14] already had found that R maintenance was beneficial when given to patients with FL who achieved a partial remission or complete remission after initial single-agent first-line R therapy. In a recent publication, R maintenance after R chemotherapy was investigated in patients with recurring or refractory FL and MCL. Patients were randomized to four courses of fludarabine, cyclophosphamide, and mitoxantrone (FCM) alone or combined with R (R-FCM). Response duration was significantly prolonged by R maintenance after R-FCM, with the median not being reached in this evaluation versus an estimated median of 16 months. This beneficial effect was also observed when analyzing FL and MCL separately [15]. However, the patient's quality of life (QoL) during rituximab maintenance therapy has not been analyzed systematically so far. In this analysis, we, for the first time, investigate the impact of rituximab maintenance therapy on the QoL in 91 patients with non-Hodgkin's lymphoma who were treated in a prospective randomized trial at our institution.

## Materials and methods

### Patients

In our institution, we performed a prospective randomized trial of rituximab maintenance therapy in patients with CD20+ B cell non-Hodgkin's lymphoma. After completion of standard treatment, patients were randomized to either observation or maintenance therapy with rituximab (375 mg/m<sup>2</sup>) every 3 months for 2 years. Patients after first-line therapy as well as relapse patients were included in the study. Patients with aggressive lymphoma were enrolled if they had achieved a complete response after initial treatment. Patients with aggressive lymphoma with residual tumor mass were examined with positron emission tomography (PET) and qualified for randomization if PET

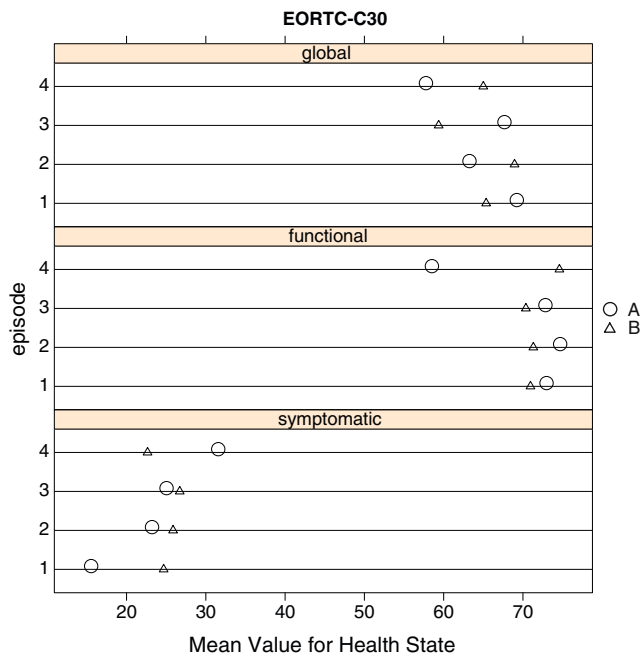


**Fig. 1** Study design. Rituximab maintenance therapy in CD20+ B Cell Non-Hodgkin's lymphoma—concept of the prospective randomized trial

showed no signs of tumor activity. Patients with indolent lymphoma qualified for the study if at least a partial response was achieved. The study was approved by the ethics committee of the University of Heidelberg, and an informed consent from all patients was obtained. The sponsors of the study were the University of Heidelberg and Roche, Basel, Switzerland. Rituximab was not provided by the corporate sponsor. The study has been registered at the ISRCTN (Trial number ISRCTN 74547745). A flow chart of the trial is shown in Fig. 1.

**Table 1** Patient characteristics

	Group A treatment (n=47)	Group B observation (n=44)	Total (n=91)
Male gender (n, %)	29 (62%)	26 (59%)	55 (60%)
Age at randomisation in years, mean	55.19	56.53	54.59
Kind of previous therapy			
Conventional	29 (62%)	30 (68%)	59 (65%)
High dose with PBSCT	18 (38%)	14 (32%)	32 (35%)
Number of previous therapies (n, %)			
1	40 (85%)	32 (72%)	72 (79%)
2	6 (13%)	10 (23%)	16 (18%)
3	1 (3%)	1 (2%)	2 (2%)
Missing	0	1	1
Number of radiations			
0	30 (64%)	30 (68%)	60 (66%)
1	17 (36%)	12 (27%)	29 (32%)
2	0	1 (2%)	1 (1%)
3	0	1 (2%)	1 (1%)
Diagnosis (n)			
Diffuse large cell lymphoma	20	18	38
Mantle cell lymphoma	6	2	8
Follicular lymphoma	5	11	16
Primary mediastinal lymphoma	7	4	11
Marginal zone lymphoma	2	2	4
Burkitt lymphoma	2	1	3
Other	5	6	11



**Fig. 2** EORTC-C30: Mean values of QoL sum scores of treatment group (A, circle) and observation group (B, triangle) for each of the four treatment episodes and health state

Questionnaires

A set of questionnaires consisted of the EQ-5D and the European Organization for Research and Treatment of Cancer (EORTC) Quality of Life Questionnaire (QLQ-C30) (version 3.0). The EQ-5D is a generic instrument which measures five dimensions of health: mobility, self-

care, daily activities, pain, and anxiety. In the descriptive part, the patient is required to rate his health on each of the five dimensions by checking one of the three levels of severity: no problems, some/moderate problems, or severe problems. The EQ-5D index assigns a preference value (utility) to each health state generated by the descriptive part of the questionnaire. The five-digit EQ-5D value of health state is then converted into an index value using the German time trade-off (TTO) value set [16]. The German TTO data value set ranges from -0.205 to 1, with a higher index value representing a better QoL. The EQ-5D visual analogue scales (VAS) instrument quantifies a self-rated description of the individual’s overall health state on a scale of 0 (worst health state) to 100 (best health state).

The EORTC QLQ-C30 is a cancer-specific questionnaire which measures 30 single items. These items are added to three categories/scales: global health state/state of health, functional, and symptomatic state. After linear transformation according to EORTC scoring manual, all scales with their sum scores have numeric values between 0 and 100. A higher score of global health state and function scale implies a better QoL, whereas for symptomatic scale, a higher score refers to worse quality of life.

Statistical analysis

The impact of the rituximab maintenance therapy on the quality of life was analyzed using the EORTC QLQ-C30 and EQ-5D questionnaires. Patients were grouped into four treatment episodes according to the date of QoL investigation with respect to their individual treatment schedule. Patients who had received only 1 cycle rituximab at the

**Table 2** Results of the EORTC-C30 questionnaire

	Mean group A	Standard deviation group A	Mean group B	Standard deviation group B	Estimated sum scores difference (group A minus group B)	95% CI	p values
<b>Global state</b>							
Episode1 (n=24)	68.75	17.25	65.36	14.57	4.17	(-12.5, 16.67)	0.57
Episode2 (n=26)	62.78	21.27	68.94	19.75	-8.33	(-25, 12.5)	0.43
Episode3 (n=28)	67.19	20.96	59.37	21.33	8.33	(-8.33, 25)	0.48
Episode4 (n=13)	57.29	30.68	65	25.28	-8.33	(-50, 33.33)	0.65
<b>Functional state</b>							
Episode1 (n=24)	72.5	26.82	70.95	14.87	6.67	(-22.22, 24.76)	0.62
Episode2 (n=26)	74.22	22.04	71.31	19.08	4.44	(-13.33, 22.22)	0.71
Episode3 (n=28)	72.36	23.49	70.37	21.32	2.22	(-17.78, 20)	0.71
Episode4 (n=13)	58.04	29.20	74.60	15.34	-13.17	(-44.44, 20)	0.34
<b>Symptomatic state</b>							
Episode1 (n=24)	15.06	15.53	24.68	15.27	-10.26	(-23.08, 2.56)	0.11
Episode2 (n=26)	22.74	15.13	25.87	17.71	-2.56	(-15.38, 10.26)	0.75
Episode3 (n=28)	24.57	20.29	26.71	19.01	-2.56	(-15.38, 10.26)	0.67
Episode4 (n=13)	31.09	25.18	22.65	11.51	7.69	(-20.51, 35.9)	0.72

time of the investigation were designated as ‘episode 1’ patients. Patients who had received 2 or 3 cycles rituximab were categorized in episode 2. Episode 3 consisted of patients who had received 4, 5, 6, or 7 cycles rituximab at the time of the investigation. Patients who had received all 8 cycles rituximab at the time of the investigation were designated as belonging to treatment episode 4.

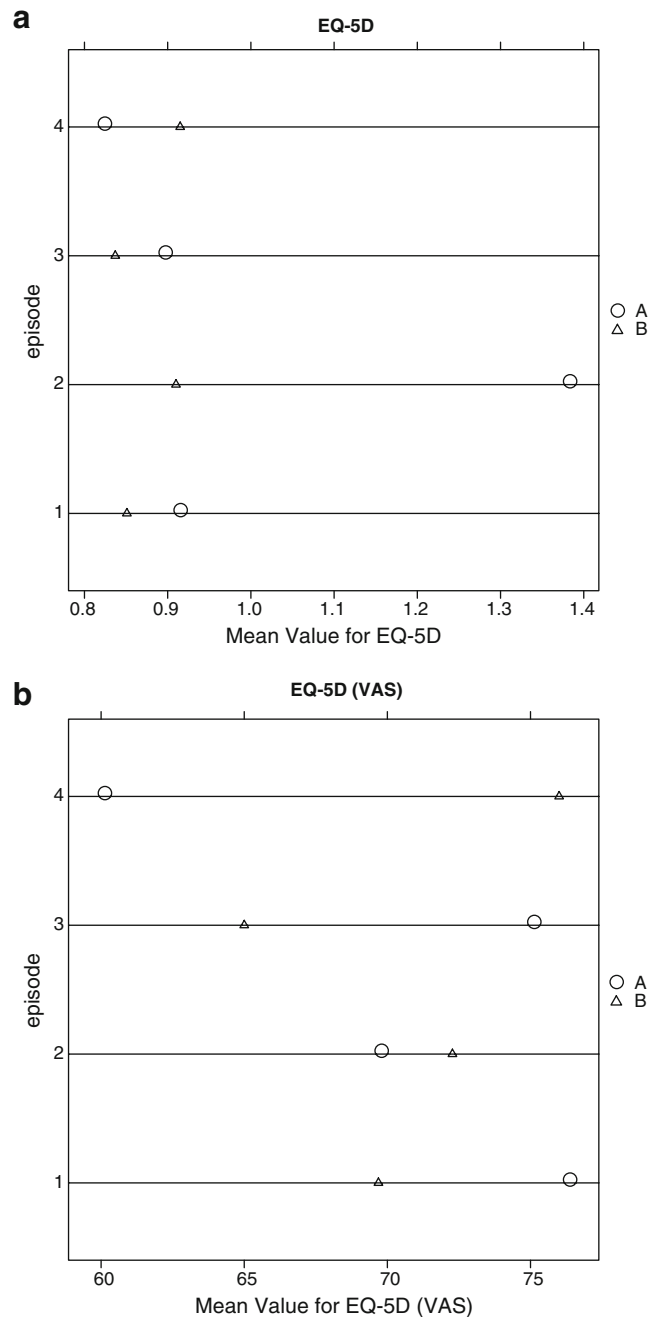
The comparison of QoL scores between treatment and observation group was performed using the exact Wilcoxon rank sum test for each of the four treatment episodes. The Hodges–Lehmann estimates together with the corresponding 95% confidence interval for the differences of the distribution of sum scores between treatment and observation group (location parameter A–B) were computed. All results according to  $p$  values  $<0.05$  were referred to as statistically significant. All statistical computations were done using R, version 2.5.1 [17], together with the R package ‘coin’, version 0.6–4.

## Results

A one-time quality of life analysis was performed in January/February 2006 for those patients randomized to the trial until end of 2005. It was aimed to consider only patients without tumor relapse. Between July 2002 and December 2005, 122 patients were included into the trial. Until end of 2005, three patients were lost to follow-up or did not receive a therapy, 12 patients relapsed, one patient died in remission, and one patient was excluded because of a sepsis after osteomyelitis. One patient was incorrectly declared as a relapse, and one patient could not be identified. One hundred three patients received the questionnaires. Out of these 103 sets of questionnaires, 100 were sent back for evaluation. Two sets of questionnaires were sent back without name. Out of the 98, two were erroneously sent to relapsed patients and could therefore not be considered in further analyses. Treatment of four patients did not start at the time of investigation. For another patient, the date of the interview was lost. Therefore, these seven patients were additionally excluded from the analyses. Altogether, data from 91 patients were evaluable for the statistical analysis with respect to the set of questionnaires. There was an imbalance regarding the subtype of lymphoma between the treatment groups, with more patients with mantle cell lymphoma and primary mediastinal lymphoma in group A and more patients with follicular lymphoma in group B. Patient characteristics are shown in Table 1.

The EORTC QLQ-C30 is a cancer-specific questionnaire which measures 30 single items. These items are added to three categories/scales: global health state/state of health, functional, and symptomatic state. In this study, all

categories were analyzed separately. No differences were found between the rituximab treatment group and the observation group for global health state, functional health state, and symptomatic health state. This was true as well for the total study population as well as for the four treatment episodes. Of note was a trend for worse



**Fig. 3** **a** EQ-5D: Mean values of QoL sum scores of treatment group (A, circle) and observation group (B, triangle) for each of the four treatment episodes and EQ-5D questionnaire. **b** EQ-5D (VAS): Mean values of VAS score of treatment group (A, circle) and observation group (B, triangle) for each of the four treatment episodes and EQ-5D questionnaire

functional status and symptomatic status with increasing numbers of rituximab maintenance cycles. Figure 2 shows mean values for global, functional, and symptomatic health state for all four episodes. Table 2 additionally depicts standard deviation of the mean and the estimated sum score differences.

The questionnaire EQ-5D is a generic instrument which measures five dimensions of health: mobility, self-care, daily activities, pain, and anxiety. The EQ-5D VAS instrument quantifies a self-rated description of the individual's overall health state. Figure 3a shows the mean values for the EQ-5D and Fig. 3b the mean values for the EQ-5D (VAS) for all four treatment episodes. Table 3 depicts the standard deviation of the mean and the estimated sum score differences for the EQ-5D and for the EQ-5D (VAS) questionnaires. No statistically significant differences between the groups were found.

## Discussion

The introduction of rituximab into the treatment of malignant lymphomas of the B cell lineage has had a major impact on the management of these diseases. Current studies have shown that a prolonged exposure to rituximab after the end of the primary treatment may reduce relapse rate and improve event-free survival in patients with FL and MCL [13–15]. In follicular lymphoma, rituximab maintenance therapy is now part of the standard of care in relapsed disease [10, 15]. In first-line therapy of follicular lymphoma, rituximab maintenance therapy has shown promising results in the trial of Hochster et al. [12] and is currently tested in two additional prospective randomized trials [18, 19]. In mantle cell lymphoma and diffuse large cell lymphoma, today, rituximab maintenance therapy is not part of the standard treatment but is tested in prospective randomized trials [11, 20].

For the individual patient, the effect of any antitumor therapy on the QoL is a very important question. In non-Hodgkin's lymphoma, only few studies examining the QoL in patients during treatment have been performed, and all these studies have been addressing patients treated in the pre-rituximab era [21–23].

There are, however, some studies in patients with autoimmune diseases in which quality of life was assessed during rituximab therapy. In a study with patients suffering from Sjogren's syndrome, QoL was investigated 6 months after beginning of rituximab therapy. There was a significant improvement from baseline in fatigue score, social functioning score, and in the mental health domain score in the rituximab group in contrast to the placebo group [24]. In patients with rheumatoid arthritis, the "International Clinical Evaluation of Rituximab in Rheumatoid Arthritis (DANCER) Trial" could demonstrate an improved health-related quality of life for patients with active rheumatoid arthritis receiving rituximab [25]. However, these trials were performed with patients with active autoimmune disease, and the improvement of QoL is likely to be an effect of the direct action of rituximab in the pathogenesis of the disease symptoms. Hence, the results of these trials cannot be directly transferred to the situation of rituximab maintenance therapy in malignant lymphoma.

Therefore, so far, the question whether rituximab maintenance therapy may impair life quality in patients with non-Hodgkin's lymphoma has remained unanswered. To investigate on this subject, we have performed for the first time a systematic QoL analysis of a subset of patients of a prospective randomized trial of rituximab maintenance therapy (8 cycles rituximab 375 mg/m<sup>2</sup> every 3 months) versus observation in patients with CD20+ B cell non-Hodgkin's lymphoma. QoL was assessed with the standardized questionnaires EORTC-QLQ-C30, EQ-5D, and EQ-5D (VAS). The validity of any QoL study depends on the proportion of participating patients and the percentage

**Table 3** SD of the mean and the estimated sum score differences for the EQ-5D and for the EQ-5D (VAS)

	Mean group A	Standard deviation group A	Mean group B	Standard deviation group B	Estimated sum scores difference (group A minus group B)	95% CI	<i>p</i> values
Results of the EQ-5D questionnaire							
Episode1 ( <i>n</i> =24)	0.91	0.11	0.85	0.18	0.01	(−0.07, 0.11)	0.24
Episode2 ( <i>n</i> =26)	1.38	2.13	0.91	0.08	0	(−0.1, 0.11)	0.82
Episode3 ( <i>n</i> =28)	0.89	0.20	0.84	0.19	0.1	(0, 0.11)	0.09
Episode4 ( <i>n</i> =13)	0.82	0.21	0.92	0.05	−0.01	(−0.38, 0.1)	0.54
Results of the EQ-5D (VAS) questionnaire							
Episode1 ( <i>n</i> =24)	76.25	16.42	69.69	13.23	5	(−5, 20)	0.26
Episode2 ( <i>n</i> =26)	69.67	18.66	72.27	18.62	−5	(−20, 15)	0.75
Episode3 ( <i>n</i> =28)	75	20.74	65	17.58	10	(10, 0)	0.06
Episode4 ( <i>n</i> =13)	60	26.05	76	14.75	−22.5	(−22.5, −40)	0.44



of returned questionnaires among participants. In this study, the participation was high, as 100 patients of the 103 patients who were asked to participate returned the questionnaires for evaluation. After statistical analysis of the EORTC-QLQ-C30 and EQ-5D questionnaires with the exact Wilcoxon rank sum test, we found no significant differences of the QoL scores between the rituximab treatment group and the observation group. Of note was a trend for worse functional status and symptomatic status with increasing numbers of rituximab maintenance cycles. One explanation for this effect could be the different relapse rates between the two groups. In group A (treatment group), only one patient had relapsed, whereas in group B (observation group), 11 relapses had been observed. Relapsed patients were excluded from the QoL analysis. These patients might have a reduced QoL before relapse, and by excluding these patients, the remaining patients particularly in group B could be biased towards a population with a better QoL profile. Taking our results together, we conclude that rituximab maintenance therapy seems to be safe and does not affect quality of life in this patient population.

## References

1. Reff ME, Camer K, Chambers KS, Chinn PC, Leonard JE, Raab R, Newman RA, Hanna N, Anderson DR (1994) Depletion of B cells in vivo by a chimeric mouse human monoclonal antibody to CD20. *Blood* 83:435–445
2. Demidem A, Lam T, Alas S, Hariharan K, Hanna N, Bonavida B (1997) Chimeric anti-CD20 (IDEC-C2B8) monoclonal antibody sensitizes a B cell lymphoma cell line to cell killing by cytotoxic drugs. *Cancer Biother Radiopharm* 12:177–186
3. Coiffier B, Lepage E, Briere J, Herbrecht R, Tilly H, Bouabdallah R, Morel P, Van Den Neste E, Salles G, Gaulard P, Reyes F, Lederlin P, Gisselbrecht C (2002) CHOP chemotherapy plus rituximab compared with CHOP alone in elderly patients with diffuse large-B-cell lymphoma. *N Engl J Med* 346:235–242
4. Schmits R, Schmitz N, Pfreundschuh M, German High-Grade Non-Hodgkin's Lymphoma Study Group (2005) The best treatment for diffuse large B-cell lymphoma: a German perspective. *Oncology (Williston Park)* 19(4 Suppl 1):16–25, (review, Apr)
5. Pfreundschuh M, Trumper L, Osterborg A, Pettengell R, Trneny M, Imrie K, Ma D, Gill D, Walewski J, Zinzani PL, Stahel R, Kvaloy S, MabThera International Trial Group et al (2006) CHOP-like chemotherapy plus rituximab versus CHOP-like chemotherapy alone in young patients with good-prognosis diffuse large-B-cell lymphoma: a randomised controlled trial by the MabThera International Trial (MInT) Group. *Lancet Oncol* 7 (5):379–91, (May)
6. Habermann TM, Weller EA, Morrison VA, Gascoyne RD, Cassileth PA, Cohn JB, Dakhil SR, Woda B, Fisher RI, Peterson BA, Horning SJ (2006) Rituximab-CHOP versus CHOP alone or with maintenance rituximab in older patients with diffuse large B-cell lymphoma. *J Clin Oncol* 24(19):3121–3127, (Epub 2006 Jun 5, Jul 1)
7. Forstpointner R, Dreyling M, Repp R, Hermann S, Hanel A, Metzner B, Pott C, Hartmann F, Rothmann F, Rohrberg R, Bock HP, Wandt H, Unterhalt M, Hiddemann W, German Low-Grade Lymphoma Study Group (2004) The addition of rituximab to a combination of fludarabine, cyclophosphamide, mitoxantrone (FCM) significantly increases the response rate and prolongs survival as compared with FCM alone in patients with relapsed and refractory follicular and mantle cell lymphomas: results of a prospective randomized study of the German Low-Grade Lymphoma Study Group. *Blood* 104:3064–3071
8. Hiddemann W, Kneba M, Dreyling M, Schmitz N, Lengfelder E, Schmits R, Reiser M, Metzner B, Harder H, Hegewisch-Becker S, Fischer T, Kropff M et al (2005) Front-line therapy with rituximab added to the combination of cyclophosphamide, doxorubicin, vincristine and prednisone (CHOP) significantly improves the outcome of patients with advanced stage follicular lymphomas as compared to CHOP alone: results of a prospective randomized study of the German Low Grade Lymphoma Study Group (GLSG). *Blood* 106:3725–3732
9. Marcus R, Imrie K, Belch A, Cunningham D, Flores E, Catalano J, Solal-Celigny P, Offner F, Walewski J, Raposo J, Jack A, Smith P (2005) CVP chemotherapy plus rituximab compared with CVP as first-line treatment for advanced follicular lymphoma. *Blood* 105:1417–1423
10. van Oers MH, Klasa R, Marcus RE, Wolf M, Kimby E, Gascoyne RD, Jack A, Van't Veer M, Vranovsky A, Holte H, van Glabbeke M, Teodorovic I, Rozewicz C, Hagenbeek A (2006) Rituximab maintenance improves clinical outcome of relapsed/resistant follicular non-Hodgkin lymphoma in patients both with and without rituximab during induction: results of a prospective randomized phase 3 intergroup trial. *Blood* 108(10):3295–301, (Epub 2006 Jul 27, Nov 15)
11. Jaeger U (2007) NHL13 trial (personnel communication)
12. Hochster HS, Weller E, Gascoyne RD, Ryan TS, Habermann TM, Gordon LI, Frankel SR, Horning SJ (2005) Maintenance rituximab after CVP results in superior clinical outcome in advanced follicular lymphoma (FL): results of the E1496 phase III trial from the Eastern Cooperative Oncology Group and the Cancer and Leukemia Group B [abstract]. *Blood* 106 (Abstract 349)
13. Hainsworth JD, Litchy S, Burris HA 3rd, Scullin DC Jr, Corso SW, Yardley DA, Morrissey L, Greco FA (2002) Rituximab as first-line and maintenance therapy for patients with indolent non-Hodgkin's lymphoma. *J Clin Oncol* 20:4261–4267
14. Ghielmini M, Schmitz SF, Cogliatti SB, Pichert G, Hummerjohann J, Waltzer U, Fey MF, Betticher DC, Martinelli G, Peccatori F, Hess U, Zucca E et al (2004) Prolonged treatment with rituximab in patients with follicular lymphoma significantly increases event-free survival and response duration compared with the standard weekly  $\times 4$  schedule. *Blood* 103:4416–4423
15. Forstpointner R, Unterhalt M, Dreyling M, Bock HP, Repp R, Wandt H, Pott C, Seymour JF, Metzner B, Hanel A, Lehmann T, Hartmann F et al (2006) Maintenance therapy with rituximab leads to a significant prolongation of response duration after salvage therapy with a combination of rituximab, fludarabine, cyclophosphamide, and mitoxantrone (R-FCM) in patients with recurring and refractory follicular and mantle cell lymphomas: results of a prospective randomized study of the German Low Grade Lymphoma Study Group (GLSG). *Blood* 108(13):4003–4008, (Epub 2006 Aug 31, Dec 15)
16. The EuroQol Group (1990) EuroQol—a new facility for the measurement of health-related quality of life. *Health Policy* 16:199–208
17. R Development Core Team (2007) R: A language and environment for statistical computing. R Foundation for statistical computing, Vienna, Austria. ISBN 3-900051-07-0, URL <http://www.Rproject.org>

18. PRIMA (primary rituximab in maintenance) International Intergroup Study (GELA, HOVON, GLSG, OSHO, ALLG, NCRI) 2006
19. OSHO70 Intergroup Study of the Eastern German Haematology/Oncology Study Group and the German Study Group for Indolent Lymphoma 2008
20. MCL Elderly Study. European Mantle Cell Lymphoma Network 2004
21. Merli F, Bertini M, Luminari S, Mozzana R, Berte R, Trottni M, Stelitano C, Botto B, Pizzuti M, Quintana G, De Paoli A, Federico M, Intergruppo Italiano Linfomi (2004) Quality of life assessment in elderly patients with aggressive non-Hodgkin's lymphoma treated with anthracycline-containing regimens. Report of a prospective study by the Intergruppo Italiano Linfomi. *Haematologica* 89 (8):973–978, (Aug)
22. Doorduijn J, Buijt I, Holt B, Steijaert M, Uyl-de Groot C, Sonneveld P (2005) Self-reported quality of life in elderly patients with aggressive non-Hodgkin's lymphoma treated with CHOP chemotherapy. *Eur J Haematol* 75(2):116–123, (Aug)
23. Park YH, Lee SH, Kim WS, Bang SM, Ryoo BY, Yang SH, Lee SS, Kim MS, Kim K, Park KW, Im do H, Kang JH et al (2006) CHOP followed by involved field radiotherapy for localized primary gastric diffuse large B-cell lymphoma: results of a multi center phase II study and quality of life evaluation. *Leuk Lymphoma* 47(7):1253–1259, (Jul)
24. Dass S, Bowman SJ, Vital EM, Ikeda K, Pease CT, Hamburger J, Richards A, Rauz S, Emery P (2008) Reduction of fatigue in Sjogren's syndrome with rituximab: results of a randomised, double-blind, placebo controlled pilot study. *Ann Rheum Dis*. doi:10.1136/ard.2007.083865
25. Mease PJ, Revicki DA, Szechinski J, Greenwald M, Kivitz A, Barile-Fabris L, Kalsi J, Eames J, Leirisalo-Repo M (2008) Improved health-related quality of life for patients with active rheumatoid arthritis receiving rituximab: results of the dose-ranging assessment: International Clinical Evaluation of Rituximab in Rheumatoid Arthritis (DANCER) Trial. *J Rheumatol* 35 (1):20–30, (Epub 2007 Nov 15, Jan)