



**HAL**  
open science

## Seismic cycle stress change in western Taiwan over the last 270 years

M. Mouyen, Rodolphe Cattin, Frédéric Masson

► **To cite this version:**

M. Mouyen, Rodolphe Cattin, Frédéric Masson. Seismic cycle stress change in western Taiwan over the last 270 years. *Geophysical Research Letters*, 2010, 37, pp.L03306. 10.1029/2009GL042292 . hal-00475590

**HAL Id: hal-00475590**

**<https://hal.science/hal-00475590v1>**

Submitted on 30 Apr 2021

**HAL** is a multi-disciplinary open access archive for the deposit and dissemination of scientific research documents, whether they are published or not. The documents may come from teaching and research institutions in France or abroad, or from public or private research centers.

L'archive ouverte pluridisciplinaire **HAL**, est destinée au dépôt et à la diffusion de documents scientifiques de niveau recherche, publiés ou non, émanant des établissements d'enseignement et de recherche français ou étrangers, des laboratoires publics ou privés.



## Seismic cycle stress change in western Taiwan over the last 270 years

M. Mouyen,<sup>1</sup> R. Cattin,<sup>2</sup> and F. Masson<sup>1</sup>

Received 24 December 2009; accepted 11 January 2010; published 9 February 2010.

[1] The island of Taiwan is affected by intense seismic activity, which includes large events as the disastrous 1999 Chi-Chi earthquake. To improve seismic hazard assessment in this area, we estimate the effect of both interseismic loading and major events since 1736 on the state of stress of major active faults. We focus our approach on western Taiwan, which is the most densely populated part of Taiwan. We pay a specific attention to faults geometry and to both interseismic and coseismic slip distributions. Our results suggest that both earthquakes and interseismic loading before 1999 increase the Coulomb stress in the north-western part of the Chelungpu fault, a region which experienced the highest coseismic slip during the Chi-Chi earthquake. More importantly our results reveal a Coulomb stress increase in the southern part of the Changhua thrust fault, below a densely populated area. **Citation:** Mouyen, M., R. Cattin, and F. Masson (2010), Seismic cycle stress change in western Taiwan over the last 270 years, *Geophys. Res. Lett.*, 37, L03306, doi:10.1029/2009GL042292.

### 1. Introduction

[2] Taiwan is located at the plate boundary between the Eurasian and the Philippine Sea plates. Most part of the 82 mm a<sup>-1</sup> convergence rate [Yu *et al.*, 1997] is accommodated by slip on a basal detachment initiating in western Taiwan and by shortening and thickening in the Western Foothills [Suppe, 1981]. The strength of these processes is illustrated by high seismic activity [Kim *et al.*, 2005] with several large earthquakes (Mw ≥ 6) over the last 270 years [Bonilla, 1975; Tsai, 1985; Chen and Tsai, 2008], including the 1999 Chi-Chi earthquake (Mw 7.6), which occurred along Chelungpu fault (Figure 1a). Here we investigate the effect of this tectonic activity on future earthquakes in western Taiwan assuming that the static Coulomb stress change is a reliable criterion to assess the location of future events. This assumption is supported by many previous studies, which include earthquake triggering [Stein, 1999; King and Cocco, 2001] and aftershocks location analysis [King *et al.*, 1994]. In Taiwan Chan and Ma's [2004] result gives a good agreement between coseismic Coulomb stress increases and aftershocks distribution for several earthquakes. In this study, following Stein *et al.* [1997] and Ali *et al.* [2008] we assume that interseismic deformation has also a major effect on this triggering. Thus we rather focus on longterm stress change

due to both coseismic slip of Mw ≥ 6 earthquakes and interseismic slip over the last three centuries.

### 2. Method

#### 2.1. Coulomb Stress Change Reminder

[3] The Coulomb stress change ( $\Delta CFF$ ) is defined by

$$\Delta CFF = \Delta\tau - \mu(\Delta\sigma_n - \Delta p)$$

where  $\Delta\tau$  is the shear stress change (positive in the slip direction of the fault),  $\Delta\sigma_n$  is the static normal stress change (positive for compression),  $\Delta p$  is the pore fluid pressure (positive in extension) and  $\mu$  is the friction coefficient. Introducing the apparent friction  $\mu' = \mu(1 - B)$ , with  $B$  the Skempton coefficient, we have

$$\Delta CFF = \Delta\tau - \mu' \Delta\sigma_n$$

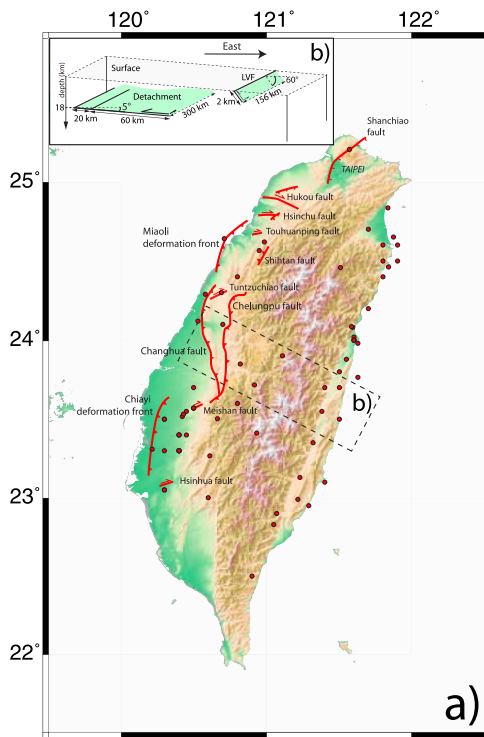
Using analytical solution of Okada's [1985, 1992] equations we calculate the 3-D stress change due to coseismic and interseismic slips on buried dislocations in a homogeneous elastic half space. We set Poisson ratio to 0.25 and shear modulus to 3 10<sup>10</sup> Pa [Jaeger and Cook, 1979]. Considering faults geometries, the associated  $\Delta\tau$  and  $\Delta\sigma_n$  can be calculated. The Skempton coefficient links the change in pore pressure to the change in normal stress. Dealing with long period of time, we assume that pore fluid diffusion makes  $\mu'$  rise to  $\mu$  so that Skempton coefficient is set to 0. Following King *et al.* [1994], we set  $\mu' = 0.4$ . Finally,  $\Delta CFF$  is computed for western Taiwan active faults. For a detailed description of  $\Delta CFF$  computation, see Cattin *et al.* [2009]. Our approach is described with more details in the next section and summarized by a sketch in the auxiliary material.<sup>3</sup>

#### 2.2. Coseismic Slip

[4] According to catalogs compiled by Bonilla [1975], Tsai [1985] or Chen and Tsai [2008], we estimate that 73 large earthquakes have occurred in Taiwan since 1736 (Figure 1a). For each earthquake the computation requires the knowledge of parameter set including slip, rake and fault rupture geometry (length, width, dip, depth and azimuth). The minimum information we have are the location, date and magnitude. Length, width and slip of the rupture plane, if unknown, are estimated using scale laws from Wells and Coppersmith [1994]. When dip, depth or azimuth of the plane are unconstrained, assumptions are made to determine the most likely faults involved in these events. Here we pay attention to the tectonic context described by Shyu *et al.* [2005] around the earthquake location. Focal mechanism, considered for rake,

<sup>1</sup>Institut de Physique du Globe de Strasbourg, UMR 7516, EOST, Université de Strasbourg, CNRS, Strasbourg, France.

<sup>2</sup>Géosciences Montpellier, Université Montpellier 2, CNRS, Montpellier, France.



**Figure 1.** (a) Location of  $M_w \geq 6$  earthquakes (red dots) which occurred in Taiwan since 1736 [after Bonilla, 1975; Tsai, 1985; Chen and Tsai, 2008].  $\Delta CFF$  is computed on Western Taiwan active faults (red segments) which parameters are described in the work of Shyu *et al.* [2005]. (b) Cross section to precise detachment and LVF geometries.

is a key-parameter unknown for many earthquakes. We determine it from International Seismological Centre data and according to tectonic context. For unregistered events, focal mechanisms are estimated considering the tectonic context only. In the latter case, it is obviously roughly determined. However comparing estimated and published focal mechanisms for studied events shows a good accordance between both. Most of historical earthquakes require the use of these estimates. On the contrary, some earthquakes have been perfectly described, e.g., Chi-Chi earthquake [Ji *et al.*, 2003], the 2006 Chengkung earthquake [Wu *et al.*, 2006a] and others events [Ma and Kikuchi, 1994; Wu *et al.*, 2006b]. Between these two end-members we find detailed studies of some of the parameters we need [Hwang and Kanamori, 1989; Chen *et al.*, 1990], while the others have to be estimated. The used rupture parameters (excepted for Chi-Chi earthquake) are available in the auxiliary material.

### 2.3. Interseismic Slip

[5] The interseismic loading is calculated considering a slipping detachment beneath Taiwan [Suppe, 1981]. Based on our previous approach [Mouyen *et al.*, 2009] it is modeled, using two dislocations, as a single plane which western part has a lower slip velocity than the eastern part. This should reproduce the western slowing slip of the detachment [Dominguez *et al.*, 2003]. However, one must note that the velocity value on the western part exhibits some lateral variations. The detachment velocity is set to  $45 \text{ mm a}^{-1}$  on its eastern part [Dominguez *et al.*, 2003] and to  $7 \text{ mm a}^{-1}$  on its western

part [Cattin *et al.*, 2004]. It extends from west of the Chelungpu fault to the Central Range with a slightly East-dipping shape (Figures 1a and 1b). The comparison of the convergence directions between Eurasian plate and Philippine Sea plate ( $305\text{--}310^\circ\text{N}$  according to Fisher *et al.* [2002]) with the surface expression of the plate boundary ( $20^\circ\text{N}$  for the Longitudinal Valley Fault-LVF) involves an obliquity of  $20^\circ$  between both. This results in a sinistral component on the detachment in addition to the main reverse one; its rake is consequently set to  $70^\circ$ . The last slip needed to reach the  $82 \text{ mm a}^{-1}$  of convergence rate between the Eurasian and the Philippine Sea plates is explained by a  $30 \text{ mm a}^{-1}$  creeping zone on the LVF [Hsu *et al.*, 2003] and modeled by a narrow dislocation plane (Figures 1a and 1b).

### 2.4. Receiver Faults

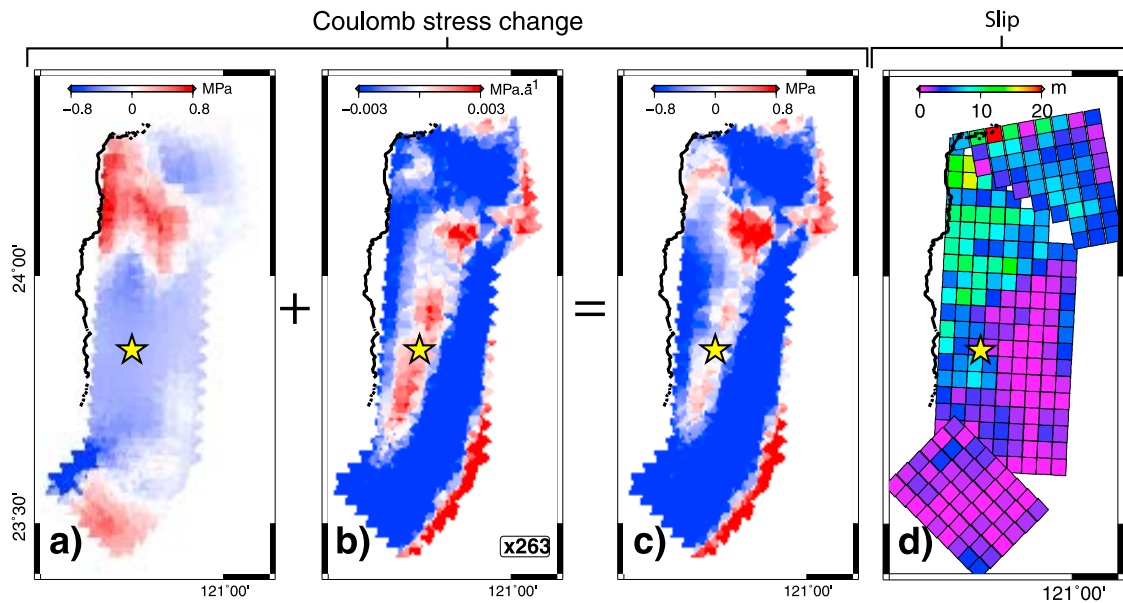
[6] Receiver faults are faults on which  $\Delta CFF$  is computed. They are defined by a geometry, a location and a rake, i.e., normal, inverse, left-lateral or right-lateral slip and by one or several planes, which follow parameters described by Shyu *et al.* [2005]. Every receiver fault is divided in sub-faults for several depths. Following McCloskey *et al.* [2003] we assume that failure orientation is mainly controlled by geological structures (actual faults) rather than coseismic and regional field stress. Thus, in contrast with the commonly used approaches [e.g., King *et al.*, 1994], the planes optimally oriented for failure derived from regional field stress are not used in our calculation. The computation of  $\Delta CFF$  is performed on western Taiwan active faults.

### 3. Coulomb Stress Change on Chelungpu Fault Before the Chi-Chi Event

[7] The strong 1999 Chi-Chi earthquake has been widely studied and the main features of its coseismic slip distribution are now well-constrained [Kao and Chen, 2000; Ji *et al.*, 2003; Ma *et al.*, 2005]. Here to test the robustness of our approach we compare the loading state of Chelungpu before the rupture with the slip distribution of the 1999 event.

[8] Computing the loading involved by historical earthquakes occurring before 1999 on the Chelungpu fault gives two patches of Coulomb stress increase (Figure 2a): one in the northern part of the fault reaching  $0.7 \text{ MPa}$ , and a second in the southern part, below  $4 \text{ km}$  depth, between  $0.2$  and  $0.4 \text{ MPa}$ . These results are consistent with the highest coseismic slips, as well as the location of the largest sub-event in the minute past to the first mainshock, both observed in the northern part of the Chelungpu fault [Yu *et al.*, 2001; Kao and Chen, 2000]. However, these results do not highlight the nucleation area since no stress increase exists nearby the initial mainshock location.

[9] As proposed by Kao and Angelier [2001], the Chi-Chi earthquake is a manifestation of the mountain building in Taiwan, i.e., a longer running process. Thus we calculate the interseismic stress change along the Chelungpu fault (Figure 2b). Note that, as we use a slip rate, we obtained a stress change rate, in  $\text{MPa a}^{-1}$ . We identify four patches of Coulomb stress increase: along the lower edge of the fault (with at least  $0.003 \text{ MPa a}^{-1}$ ), in the northern sub-plane, close to the surface ( $\sim 0.001 \text{ MPa a}^{-1}$ ) and deeper on the eastern edge ( $\sim 0.003 \text{ MPa a}^{-1}$ ) and in the middle sub-plane of the fault, between  $1$  and  $10 \text{ km}$  depth, with an increase northward from  $0.001$  to  $0.003 \text{ MPa a}^{-1}$ .



**Figure 2.**  $\Delta$ CFF on Chelungpu fault before Chi-Chi earthquake involved (a) by coseismic slip, (b) by interseismic slip for one year and (c) by both coseismic and interseismic slips. To obtain Figure 2c we multiply the yearly effect of interseismic slip by 263, i.e., the number of years from 1736 to 1999. The star shows the Chi-Chi earthquake nucleation. (d) Slip distribution established by *Ji et al.* [2003].

[10] Following *Ali et al.* [2008] and based on elastic assumption, the yearly interseismic slip is extended over 263 years, from 1736 to 1999, and coseismic and interseismic effects are added to calculate the total  $\Delta$ CFF (Figure 2c). The increasing slip to the north of the fault (Figure 2d) is in agreement with the increasing  $\Delta$ CFF in the same direction and the nucleation area is loaded before the rupture. Our results thus demonstrate that both the interseismic loading and deformation related to previous events are required to explain the main features of the Chi-Chi event.

#### 4. Current Coulomb Stress Change on Western Taiwan Active Faults

[11] To calculate the  $\Delta$ CFF over the last 270 years in western Taiwan (Figures 3a–3c), we complete the catalog adding  $M_w \geq 6$  events occurring since Chi-Chi earthquake and up to 2006, including the three major Chi-Chi aftershocks [*Kao and Chen, 2000*].

[12] Figures 3a and 3b give the  $\Delta$ CFF on western Taiwan active faults involved by coseismic slip before and after the Chi-Chi event, respectively. Comparing Figures 3a and 3b reveals significant stress increase limited to south Changhua fault. This active fault has therefore been loaded by the Chi-Chi earthquake.

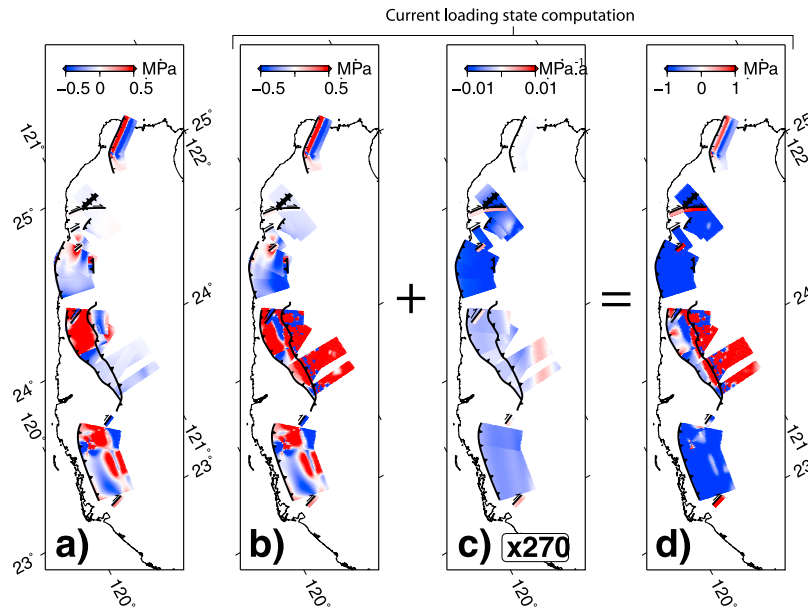
[13] The  $\Delta$ CFF involved by interseismic slip relaxes most of the frontal thrust faults excepted the deepest part of Changhua and loads lateral faults as Hukou, Meishan, Hsinhua, Tuntzuchiaio and Touhuanping (Figure 3c). As mentioned by *Lin and Stein* [2004] the coulomb stress decrease on the western thrust faults could be explained by the wide stress shadow created by the detachment.

[14] Adding both the interseismic loading and coseismic stress change due to major earthquakes over the last 270 years we obtain a map of  $\Delta$ CFF (Figure 3d), which can be used to

assess the current seismic hazard on western Taiwan active faults. The stress shadow generated by the interseismic slip is significant and discharges most of the frontal thrusts faults. Nevertheless Hukou, Tuntzuchiaio, Hsinhua, Shanchiao and Touhuanping faults are loaded and some of them have already generated disastrous earthquakes (e.g., Tuntzuchiaio or Hsinhua). Moreover the stress accumulated on Changhua by the Chi-Chi earthquake is large enough to keep it loaded, in particular its southern part. This Coulomb stress increase and the low deformation observed along this fault [*Chang et al., 2003*] result in high seismic hazard for the southern part of the Changhua fault. Concerning interseismic slip, we separated effects due to detachment and LVF. The LVF effects count for 2% of the whole effect. This gives to the detachment the main effects in the loading of western Taiwan active faults. Uncertainty may be introduced by only selecting large earthquakes for the  $\Delta$ CFF computation as lower magnitude earthquakes are more numerous. However, the use of these events modifies  $\Delta$ CFF value of  $\sim 10\%$  without changing its distribution. Thus it does not affect significantly the general trend of the stress change.

#### 5. Conclusion

[15] Our results suggest that coseismic movements as well as interseismic deformation take a significant part in loading active faults in western Taiwan. This demonstrates that interseismic deformation must be taken into account to improve seismic hazards assessment. We compute a present-day important loading on five western Taiwan active faults: Hukou, Tuntzuchiaio, Hsinhua, Shanchiao and Touhuanping. We associate the higher seismic hazard to the Changhua fault due to its large loaded surface. Changhua fault has also been pointed out by *Shyu et al.* [2005], which attribute it possible large earthquakes. Nevertheless Shihtan, Shanchiao and



**Figure 3.** (a)  $\Delta$ CFF on western Taiwan active faults involved by coseismic slip since 1736 and before the Chi-Chi event. (b) Same as Figure 3a but up to present day, including the Chi-Chi event. (c)  $\Delta$ CFF on western Taiwan active faults involved by interseismic slip for one year. (d) Result of both coseismic and interseismic slips considering 270 years from 1736 up today. We do not show here the loading state of Chelungpu fault because the high slip variability of the fault model involves stress increase in its neighborhood, which is considered as a consequence of the rupture model discontinuity [Ma et al., 2005].

Meishan faults are also a threat as they already have experienced large ruptures.

## References

- Ali, S. T., A. M. Freed, E. Calais, D. M. Manaker, and W. R. McCann (2008), Coulomb stress evolution in northeastern Caribbean over the past 250 years due to coseismic, postseismic and interseismic deformation, *Geophys. J. Int.*, *174*, 904–918, doi:10.1111/j.1365-246X.2008.03634.x.
- Bonilla, M. G. (1975), A review of recently active faults in Taiwan, *U.S. Geol. Surv. Open File Rep.*, *75-41*, 58 pp.
- Cattin, R., A. Loevenbruck, and X. Le Pichon (2004), Why does the coseismic slip of the 1999 Chi-Chi (Taiwan) earthquake increase progressively northwestward on the plane of rupture?, *Tectonophysics*, *386*, 67–80.
- Cattin, R., N. Chamot-Rooke, M. Pubellier, A. Rabaute, M. Delescluse, C. Vigny, L. Fleitout, and P. Dubernet (2009), Stress change and effective friction coefficient along the Sumatra-Andaman-Sagaing fault system after the 26 December 2004 ( $M_w = 9.2$ ) and the 28 March 2005 ( $M_w = 8.7$ ) earthquakes, *Geochem. Geophys. Geosyst.*, *10*, Q03011, doi:10.1029/2008GC002167.
- Chan, C.-H., and K.-F. Ma (2004), Possibility of forecasting aftershock distributions from stress change: A case study of inland Taiwan earthquakes, *Terr. Atmos. Oceanic Sci.*, *15*, 503–521.
- Chang, C. P., T. Y. Chang, J. Angelier, H. Kao, J. C. Lee, and S. B. Yu (2003), Strain and stress field in Taiwan oblique convergent system: Constraints from GPS observation and tectonic data, *Earth Planet. Sci. Lett.*, *214*, 115–127.
- Chen, K.-C., J.-H. Wang, and Y.-L. Yeh (1990), Premonitory phenomena of a moderate Taiwan earthquake, *Terr. Atmos. Oceanic Sci.*, *1*, 1–21.
- Chen, K.-P., and Y.-B. Tsai (2008), A catalog of Taiwan earthquakes (1900–2006) with homogenized  $M_w$  magnitudes, *Bull. Seismol. Soc. Am.*, *98*, 483–489.
- Dominguez, S., J.-P. Avouac, and R. Michel (2003), Horizontal coseismic deformation of the 1999 Chi-Chi earthquake measured from SPOT satellite images: Implications for the seismic cycle along the western foothills of central Taiwan, *J. Geophys. Res.*, *108*(B2), 2083, doi:10.1029/2001JB000951.
- Fisher, D. M., C. Y. Lu, and H. T. Chu (2002), Taiwan Slate Belt: Insights into the ductile interior of an arc-continent collision, in *Geology and Geophysics of an Arc-Continent Collision, Taiwan*, edited by T. B. Byrne and C.-S. Liu, *Spec. Pap. Geol. Soc. Am.*, *358*, 93–106.
- Hsu, Y. J., M. Simons, S. B. Yu, L. C. Kuo, and H. Y. Chen (2003), A two-dimensional dislocation model for interseismic deformation of the Taiwan mountain belt, *Earth Planet. Sci. Lett.*, *211*, 287–294.
- Hwang, J., and H. Kanamori (1989), Teleseismic and strong-motion source spectra from two earthquakes in eastern Taiwan, *Bull. Seismol. Soc. Am.*, *79*, 935–944.
- Jaeger, J. C., and N. G. W. Cook (1979), *Fundamentals of Rock Mechanics*, 3rd ed., 593 pp., Chapman and Hall, New York.
- Ji, C., D. V. Helmberger, D. J. Wald, and K.-F. Ma (2003), Slip history and dynamic implications of the 1999 Chi-Chi, Taiwan, earthquake, *J. Geophys. Res.*, *108*(B9), 2412, doi:10.1029/2002JB001764.
- Kao, H., and J. Angelier (2001), The Chi-Chi Earthquake sequence, Taiwan: Results from source parameters and stress tensor inversions, *C. R. Acad. Sci.*, *333*, 65–80.
- Kao, H., and W.-P. Chen (2000), The Chi-Chi earthquake sequence: Active, out-of-sequence thrust faulting in Taiwan, *Science*, *30*, 2346–2349.
- Kim, K. H., J. M. Chiu, J. Pujol, K. C. Chen, B. S. Huang, Y. H. Yeh, and P. Shen (2005), Three-dimensional V-P and V-S structural models associated with the active subduction and collision tectonics in the Taiwan region, *Geophys. J. Int.*, *162*, 204–220.
- King, G. C. P., and M. Cocco (2001), Fault interaction by elastic stress changes: New clues from earthquake sequences, *Adv. Geophys.*, *44*, 1–38.
- King, G. C. P., R. S. Stein, and J. Lin (1994), Static stress changes and the triggering of earthquakes, *Bull. Seismol. Soc. Am.*, *84*, 935–953.
- Lin, J., and R. S. Stein (2004), Stress triggering in thrust and subduction earthquakes and stress interaction between the southern San Andreas and nearby thrust and strike-slip faults, *J. Geophys. Res.*, *109*, B02303, doi:10.1029/2003JB002607.
- Ma, K.-F., and M. Kikuchi (1994), Initial investigation of the May 24, 1994 Hualien and June 5, 1994 Nanao earthquakes, *Terr. Atmos. Oceanic Sci.*, *5*, 611–623.
- Ma, K.-F., C.-H. Chan, and R. S. Stein (2005), Response of seismicity to Coulomb stress triggers and shadows of the 1999  $M_w = 7.6$  Chi-Chi, Taiwan, earthquake, *J. Geophys. Res.*, *110*, B05S19, doi:10.1029/2004JB003389.
- McCloskey, J., S. S. Nalbant, S. Steacy, C. Nostro, O. Scotti, and D. Baumont (2003), Structural constraints on the spatial distribution of aftershocks, *Geophys. Res. Lett.*, *30*(12), 1610, doi:10.1029/2003GL017225.
- Mouyen, M., et al. (2009), Expected temporal absolute gravity change across the Taiwanese Orogen, a modeling approach, *J. Geod.*, *48*(3–5), 284–291.



- Okada, Y. (1985), Surface deformation due to shear and tensile faults in a half-space, *Bull. Seismol. Soc. Am.*, *75*, 1135–1154.
- Okada, Y. (1992), Internal deformation due to shear and tensile faults in a half-space, *Bull. Seismol. Soc. Am.*, *82*, 1018–1040.
- Shyu, J. B. H., K. Sieh, Y.-G. Chen, and C.-S. Liu (2005), Neotectonic architecture of Taiwan and its implications for future large earthquakes, *J. Geophys. Res.*, *110*, B08402, doi:10.1029/2004JB003251.
- Stein, R. S. (1999), The role of stress transfer in earthquake occurrence, *Nature*, *402*, 605–609.
- Stein, R. S., A. A. Barka, and J. H. Dieterich (1997), Progressive failure on the North Anatolian fault since 1939 by earthquake stress triggering, *Geophys. J. Int.*, *128*, 594–604.
- Suppe, J. (1981), Mechanics of mountain building and metamorphism in Taiwan, *Geol. Soc. China Mem.*, *4*, 67–89.
- Tsai, Y.-B. (1985), A study of disastrous earthquakes in Taiwan, 1683–1895, *Earth Sci. Bull.*, *5*, 1–44.
- Wells, D. L., and K. J. Coppersmith (1994), New empirical relationships among magnitude, rupture length, rupture width, rupture area, and surface displacement, *Bull. Seismol. Soc. Am.*, *84*, 974–1002.
- Wu, Y. M., Y. G. Chen, T. C. Shin, H. Kuochen, C. S. Hou, J. C. Hu, C. H. Chang, C. F. Wu, and T. L. Teng (2006a), Coseismic versus interseismic ground deformations, fault rupture inversion and segmentation revealed by 2003  $M_w$  6.8 Chengkung earthquake in eastern Taiwan, *Geophys. Res. Lett.*, *33*, L02312, doi:10.1029/2005GL024711.
- Wu, Y.-M., Y.-G. Chen, C.-H. Chang, L.-H. Chung, T.-L. Teng, F. T. Wu, and C.-F. Wu (2006b), Seismogenic structure in a tectonic suture zone: With new constraints from 2006 Mw6.1 Taitung earthquake, *Geophys. Res. Lett.*, *33*, L22305, doi:10.1029/2006GL027572.
- Yu, S.-B., H.-Y. Chen, and L.-C. Kuo (1997), Velocity field of GPS stations in the Taiwan area, *Tectonophysics*, *274*, 41–59.
- Yu, S.-B., et al. (2001), Preseismic deformation and coseismic displacements associated with the 1999 Chi-Chi, Taiwan, earthquake, *Bull. Seismol. Soc. Am.*, *91*, 995–1012.

---

R. Cattin, Géosciences Montpellier, Université Montpellier 2, CNRS, Place E. Bataillon, F-34095 Montpellier CEDEX 05, France. (cattin@gm.univ-montp2.fr)

F. Masson and M. Mouyen, Institut de Physique du Globe de Strasbourg, UMR 7516, EOST, Université de Strasbourg, CNRS, 5 rue René Descartes, F-67084 Strasbourg CEDEX, France. (frederic.masson@eost.u-strasbg.fr; maxime.mouyen@eost.u-strasbg.fr)