



HAL
open science

Mechanical response measurements of real and artificial brass players lips

Michael Newton, Donald-Murray Campbell, Joël Gilbert

► **To cite this version:**

Michael Newton, Donald-Murray Campbell, Joël Gilbert. Mechanical response measurements of real and artificial brass players lips. *Journal of the Acoustical Society of America*, 2007, 123 (1), pp.EL14-EL20. hal-00474652

HAL Id: hal-00474652

<https://hal.science/hal-00474652>

Submitted on 22 Apr 2010

HAL is a multi-disciplinary open access archive for the deposit and dissemination of scientific research documents, whether they are published or not. The documents may come from teaching and research institutions in France or abroad, or from public or private research centers.

L'archive ouverte pluridisciplinaire **HAL**, est destinée au dépôt et à la diffusion de documents scientifiques de niveau recherche, publiés ou non, émanant des établissements d'enseignement et de recherche français ou étrangers, des laboratoires publics ou privés.

Mechanical response measurements of real and artificial brass players lips

Michael J. Newton^{a)} and Murray Campbell

*School of Physics,
University of Edinburgh,
UK*

Jöel Gilbert

*Laboratoire d'Acoustique de L'Université du Maine (UMR CNRS 6613),
Avenue Olivier Messiaen,
72085 Le Mans Cedex 9,
France*

Abstract

Mechanical frequency responses of human and artificial lips in brass instrument playing have been measured using a high-speed digital video technique, in an attempt to classify the true nature of the ‘lip-reed’. Four semi-professional human players were used, and three notes played on a trombone were studied. All measurements revealed a strong mechanical resonance with ‘outward striking’ behaviour; the played note always sounded above this frequency. Several measurements also showed a weaker second resonance, above the played frequency, with ‘inward striking’ behaviour. The Q-values of the dominant resonances in human lips were lower than those typical of artificial lips.

PACS numbers: 43.75Fg, 43.75.Yy

1. Introduction

Brass instruments produce sound as a result of self-sustained oscillations of the player's lips. The lips are destabilised by application of an overpressure from the lungs, causing a pressure difference to be established between the mouth cavity and the mouthpiece. A complex non-linear coupling between the resulting airflow, the lips themselves and the resonances of the instrument air column allows self-sustained oscillation and the production of a musical note.

The mechanical properties of the lips are important in determining the playing frequency of a note¹. A player must adjust the tension and mass distribution of the lip tissue in order to tune any mechanical resonances so that they may usefully interact with the instrument (see, for example,²⁻⁶). Up to now a full description of real human lips has proven difficult, and computational models have relied on parameters obtained from experiments with artificial lips, such as the pioneering work of Cullen *et al*⁷. The principal aim of the present study was to measure the mechanical properties of human lips when formed into playable embouchures.

Several computational models of the lip-reed have been suggested. A lumped element model with one degree of freedom presents the simplest description. Each lip is condensed into a single mass attached to a solid boundary by a spring-damper system. The lips move symmetrically, so only one degree of mechanical freedom is required. This model already describes an impressive array of brass instrument behaviour. It fails, however, to reproduce an important feature of human players: the ability to 'lip' a note above and below the relevant acoustical resonance frequency of the air column of the instrument.

This problem can be resolved by ascribing two degrees of mechanical freedom to the lips^{4,8,9}, in a manner similar to that which has been used to model the human vocal folds^{10,11}. Experiments using artificial lips¹² in combination with computational modelling have shown that an 'outward-inward striking' resonance pair, in the terminology of classical

^{a)}Electronic address: m.newton@ed.ac.uk

reed physics^{1,17}, can provide the necessary flexibility. The terms ‘outward striking’ and ‘inward striking’ here refer to the manner in which the aperture of a musical reed is expected to respond to a steady increase in supply pressure. The aperture of an ‘outward striking’, or ‘blown open’³, reed tends to widen as the supply pressure is increased. Conversely, the ‘inward striking’, or ‘blown closed’, reed tends to close. However, no direct measurements have yet provided convincing verification of ‘outward-inward’ resonance pairs in the lips of human players.

The conventional light transmission method of measuring the mechanical response of artificial lips, described in section 2.1, involves measurement of the modulation of a laser beam passing between the lips. Since this technique could not be used with human players, an alternative technique using a high speed digital video camera was evolved; this is described in section 2.2. The new technique was first validated by comparing mechanical response measurements performed on artificial lips using both the video method and the conventional transmission method. This validation is described in section 3.1. Finally the video method was applied to human subjects in an attempt to classify unambiguously the phase behaviour of the human lip-reed. The results of this experiment are presented in section 3.2.

2. Experimental Methods

In the first part of this study a set of artificial lips was used to play a tenor trombone in the first position. The setup was based on one previously documented⁷. The lips were formed from water-filled latex tubes of 20mm diameter. The principal control parameter was the internal water pressure, which was adjusted by varying the height of a water column. The lips were stretched across a circular aperture on the front face of a box representing the mouth cavity. A transparent mouthpiece¹³ was coupled to the lips, which allowed for easy optical access to the lip opening. A compressed air source supplied an overpressure to this cavity, resulting in an air flow which destabilised the lips and generated a musical note.

2.1. Transmission method for measuring mechanical response of artificial lips

The mechanical response of the artificial lips was first measured using a light transmission method, which is a development of the photoelectric method of Backus¹⁴. This technique has been described previously⁷ and has been widely used for experiments with musical valves^{10,15}.

An expanded laser beam was directed through the opening between a pair of artificial lips. The beam was then focused on to a photo-sensitive diode. Oscillation of the lips caused a modulation in the intensity of the beam which was measured by the diode. With a suitable calibration procedure this led directly to a time domain signal representing the oscillating lip opening. The lips were acoustically driven with a sine wave chirp (typically of 10s duration) from a loudspeaker coupled to the “mouth” cavity behind the lips. The chirp signal amplitude was calibrated so as to maximize the signal-to-noise ratio of the measurements. The acoustic pressure in the cavity was recorded with a Brüel & Kjær type 4192 microphone. It was assumed that the force acting on the lips was proportional to this signal. All signals were generated and recorded using the Brüel & Kjær PULSE system. This allowed a direct calculation of the frequency response function of the lip opening, defined as:

$$H(f) = \frac{\overline{G_{hp}(f)}}{\overline{G_{hh}(f)}} \quad (1)$$

and derived from the averaged power spectrum of the lip motion $\overline{G_{hh}(f)}$, and the averaged cross-spectrum of the lip motion with the mouthpiece pressure $\overline{G_{hp}(f)}$. The averaging process permitted several repetitions of the excitation sweep in order to further increase the signal to noise ratio of the measurement.

2.2. Video method for measuring mechanical response of artificial and human lips

The optical arrangement required for the transmission method made it impossible to use with human players. A new setup was developed whereby the motion of the lips was

recorded directly to digital video using a high-speed camera. This type of camera has been extensively applied to the study of lip-reeds in self-sustained oscillation^{12,13}. The application to the low amplitude oscillations induced by a mechanical response measurement presented a particular experimental challenge. A primary objective of this study was thus to verify that the new method could consistently reproduce the response curves obtained with the established method. An attempt to measure the mechanical properties of human vocal folds¹⁶ successfully used a similar approach. However, the induced vibrations were driven from a mechanical shaker and not from an acoustical signal. The vocal folds in this study were also relaxed, and not held under tension as for a lip reed embouchure. This was an important issue for the present work: as the lip tension was increased the amplitude response for the same level of loudspeaker driving decreased. Thus it was important to carefully monitor the high speed camera signal to ensure that a sufficiently good signal-to-noise ratio could be obtained.

To implement the video method, the optics (laser, lenses, diode) from the previous setup were replaced with a high speed digital camera (Vision Research Inc., Phantom v4.1) and a high intensity light source (Schott KL1500 LCD). The camera was oriented to capture the same open area region as with the transmission method. The artificial lips were again driven by a calibrated sine sweep. Each frame from the video was analysed to deduce the instantaneous lip opening. Concatenation of this information provided a time domain signal describing the oscillating lip opening, directly analogous to that produced by the diode in the transmission method.

An important difference between the two methods was the effective sample rate: in the transmission method this was governed by the signal acquisition system (typically 60kHz), while for the video method it was limited by the frame rate of the camera (typically 2kHz at a resolution of 128x256 pixels). This reduced the upper frequency range of the measurements, but this was not a significant problem as the relevant frequency range of the important lip resonances was typically 80-200Hz. The microphone signal was digitally sampled using the Brüel & Kjær PULSE system, together with a trigger signal that allowed synchronisation

of the camera video with the pressure recording.

Only a single repetition of the excitation signal could be used. The sweep was generally of shorter duration (around 4s) than with the laser-diode setup, which further limited the signal-to-noise ratio of the measurements. Despite these apparent shortfalls, the new system was able to faithfully reproduce the artificial lip response curves measured with the transmission method response curves, as will be shown in section 3.1.

To adapt the video method for use on human players, a special double-shanked mouthpiece was constructed. In the normal playing configuration the mouthpiece coupled the player to the trombone via the right-hand shank, with the left-hand shank remaining closed. Upon depression of a control valve the right-hand shank was closed off and the left-hand shank opened, coupling the player to a cavity driven by the loudspeaker. This allowed the player to form an embouchure designed to play a specific note, before subjecting the embouchure to forcing by the calibrated sine sweep. The arrangement is shown schematically in figure 1.

3. Results

3.1. Comparison of mechanical response curves of artificial lips obtained using the transmission and video methods

Figure 2 shows three typical mechanical response curves of the artificial lips obtained with the transmission method. The plot illustrates the importance of an important control parameter for the lips: the internal water pressure. As the internal pressure is increased the resonances of the lips are seen to increase in frequency. This can be associated with an increase in the effective stiffness of the lips: the latex tubing is stretched tighter by the increase in water volume.

Clearly evident from figure 2 is the presence of a pair of resonances, between which lies the playing frequency. For example, in the low water pressure curve the first resonance lies at 136Hz, and the second at 184Hz. The playing frequency was 174Hz, close to F2.

The lower resonance always shows an ‘outward striking’ (-90^0) phase behaviour, in the terminology of classical reed physics^{1,17}. The upper resonance shows an ‘inward striking’ ($+90^0$) behaviour. The consistent appearance of two resonances in such curves has led to the suggestion that a model incorporating at least two degrees of freedom should be required to simulate computationally realistic oscillations of the lip-reed^{7,8,12}

Mechanical response measurements using both the transmission method and the video method are shown together in figure 3. A satisfactory feature of this plot is the close agreement between the curves in both magnitude and phase. In particular, the resonance frequencies and the phase angles at these frequencies match to within 5%. This is close to the tolerance between consecutive measurements with the transmission method, leading to the conclusion that that the video method appears to be reliable.

3.2. Mechanical response properties of human lips

A selection of mechanical response curves obtained using human lips are presented in figure 4. The embouchures studied corresponded to three played notes: B_1^b (the pedal note), B_2^b and F_3 . These represent the lower range of playable notes on the tenor trombone.

All curves reveal one dominant resonance. This resonance consistently lies below the frequency of the played note, which together with its -90^0 phase behaviour leads to the suggestion that it acts like the ‘outward striking’ reed of Helmholtz¹⁷. In the case of the B_1^b pedal note shown in the figure this resonance was at 32Hz, identified from the -90^0 phase crossing. The played frequency was 58Hz.

An interesting feature of the curves shown here is the nature of the phase response above the frequency of the played note. After the first resonance it continues down through the ‘inward striking’ reed angle at $+90^0$. The magnitude curves at this frequency generally show a small peak, though for some measurements the peak disappears below the noise floor.

The progression of the phase response through the ‘inward striking’ phase angle is generally smooth and consistent. This provides a strong indication that for this frequency,

together with a suitable acoustical resonance, the embouchure would be able to accept a positive flow of energy from the flow through the lips and so sustain oscillations. For the B_1^b pedal note this resonance was at 74Hz, again identified from the appropriate phase crossing.

However, the presence of a particular mechanical resonance does not immediately reveal the frequency at which an embouchure will play. Rather, for a system containing two resonances the complex interaction with the acoustical modes of the air column means that a coupling between the two mechanical resonances can occur such that the played frequency will fall between them. In this study the playing frequencies of all the notes fell between the two resonances in the same manner as observed with artificial lips.

Previous studies on the transverse motion of the lips during playing have suggested that the lip surfaces follow an elliptical trajectory^{4,8,9}. The results here could support such a motion, but could also be described by a simple two mass transverse model such as that frequently used for the human vocal folds^{10,11}. The coupled nature of the resonances means that it is difficult to relate particular resonances to specific degrees of freedom.

A second interesting feature of the plots is the shape of the lip resonances. The peaks are of a significantly lower Q-value as compared with those of the artificial lips. Typical Q-values for the artificial lips⁷ range from 8-10. In this study the lower ‘outward striking’ resonances displayed Q-values from 1.2-1.8. It is possible that the relative broadness of the resonances would make it easier for a human player to ‘lip’ a note far away from the standing wave frequencies of the air column. This result could have implications for parameter choices in the computational modelling of the lip reed.

A recent study measured the mechanical impedance of artificial and human lips¹⁸. A shaker incorporating an impedance head was placed in contact with a single lip. The Q-values of the dominant human lip resonance were lower than those of the artificial lip when filled with either water or glycerine. Interestingly the glycerine-filled artificial lip displayed typical Q-values of 4-6 which were a closer match to those of the real lip, typically 1.4-1.6. This result appears to lie in close agreement with the current study.

The general difference in Q-values between real and artificial lips is likely to be due to

differences in the internal damping of the lips. The artificial lips consist of water surrounded by latex, whereas human lip tissue is constructed from a lattice of skin and muscle cells containing water. One study¹⁹ has deduced some relevant mechanical parameters for human lips and the results here appear to be in broad agreement.

4. Conclusions

This paper has demonstrated the feasibility of measuring the mechanical response properties of human lips formed into playable embouchures. Since the conventional experimental techniques used for artificial lips could not be directly transferred to human players, a video method involving the use of a high speed digital camera was developed and validated.

Application of the video method to human lips has shown that at least two mechanical resonances may be significant in the interaction between the lips and the instrument air column. The magnitude curves suggest that for the range of notes studied the lower resonance is dominant. However, it has been shown elsewhere that a second, apparently weaker resonance can play an important role in the destabilisation of an artificial lip embouchure¹².

The two resonances that are frequently observed appear to have the appropriate phase behaviour for a useful reed destabilisation, in a manner similar to ‘outward-inward striking’ resonance pairs frequently observed with artificial lips.

The Q-values of the human lip resonances were typically 10-20% of those seen with the artificial lips. This result is in broad agreement with a recent study on the mechanical impedance of human and artificial lips.

Acknowledgments

This work was funded by a PhD grant from the EPSRC, UK. The authors wish to thank A. Downie and D. Low for technical assistance in the construction of the setups, and the four trombone players who kindly volunteered their time and lips.

References and links

- ¹ S. J. Elliot and J. M. Bowsher, “Regeneration in Brass Wind Instruments”, *J. Sound Vib.* 83(2), 181-217, 1982.
- ² J. Saneyoshi, H. Teramura and S. Yoshikawa, “Feedback oscillations in reed woodwind and brass wind instruments”, *Acustica* 62, 194-210, 1987.
- ³ N. H. Fletcher, “Autonomous vibration of simple pressure-controlled valves”, *J. Acous. Soc. Am.* 93(4), 2172-2180, 1993.
- ⁴ S. Yoshikawa, “Acoustical behavior of brass player’s lips”, *J. Acous. Soc. Am.* 97(3), 1929-1939, 1995.
- ⁵ F.-C. Chen and G. Weinreich, “Nature of the lip reed”, *J. Acous. Soc. Am.* 99(2), 1227-1233, 1996.
- ⁶ D. M. Campbell, “Nonlinear dynamics of musical reed and brass wind instruments”, *Contemporary Physics* 40(6), 415-431, 1999.
- ⁷ J. S. Cullen, J. Gilbert and D. M. Campbell, “Brass Instruments: Linear Stability Analysis and Experiments with an Artificial Mouth”, *Acta Acustica united with Acustica* 86, 704-724, 2000.
- ⁸ S. Adachi and M. Sato, “Trumpet sound simulation using a two-dimensional lip vibration model”, *J. Acous. Soc. Am.* 99(2), 1200-1209, 1996.
- ⁹ D. C. Copley. and W. J. Strong, “A stroboscopic study of lip vibrations in a trombone”, *J. Acous. Soc. Am.* 99(2), 1219-1223, 1996.
- ¹⁰ N. Ruty, X. Pelorson, A. van Hirtum, I. Lopez-Arteaga, and A. Hirschberg, “An in vitro setup to test the relevance and the accuracy of low-order vocal folds models”, *J. Acous. Soc. Am.* 121(1), 479-490, 2007.
- ¹¹ N. J. C. Lous, G. C. J. Hofmans, N. J. Veldhuis and A. Hirschberg, “A symmetrical two-mass vocal-fold model coupled to vocal tract and trachea, with application to prosthesis design”, *Acustica* 84, 1135-1150, 1998.
- ¹² O. Richards, “Investigation of the Lip Reed Using Computational Modelling and Exper-

- imental Studies with an Artificial Mouth”, PhD Thesis, University of Edinburgh, UK, 2003.
- ¹³ S. Bromage and J. Gilbert. and D. M. Campbell, “Experimental investigation of the open area of the brass player’s vibrating lips”, Proc. Forum Acusticum, Budapest, Hungary, 2005.
- ¹⁴ J. Backus, “Vibrations of the reed and the air column in the clarinet”, J. Acous. Soc. Am. 33, 800-809, 1961.
- ¹⁵ C. E. Vilain, X. Pelorson, A. Hirschberg, L. le Marrec, W. O. Root and J. Willems, “Contribution to the physical modeling of the lips. Influence of the mechanical boundary conditions”, Acta Acustica 89, 882-887, 2003.
- ¹⁶ J. G. Svec, J. Horacek, F. Sram and J. Vesely, “Resonance properties of the vocal folds: in vivo laryngoscopic investigation of the externally excited laryngeal vibrations”, J. Acous. Soc. Am. 108(4), 1397-1407, 1988.
- ¹⁷ H. J. F. Helmholtz, “On the sensations of tone (1877)”, Dover (reprint), New York, 1954.
- ¹⁸ B. Gazengel, T. Guimezanes, J.-P. Dalmont, J. B. Doc, S. Fagart and Y. Leveille, “Experimental investigation of the influence of the mechanical characteristics of the lip on the vibrations of the single reed”, Proc. ISMA, Barcelona, Spain, 2007.
- ¹⁹ S. Yoshikawa and Y. Muto, “Lip-wave Generation in Horn Players and the Estimation of Lip-Tissue Elasticity”, Acta Acustica united with Acustica 89, 145-162, 2003.

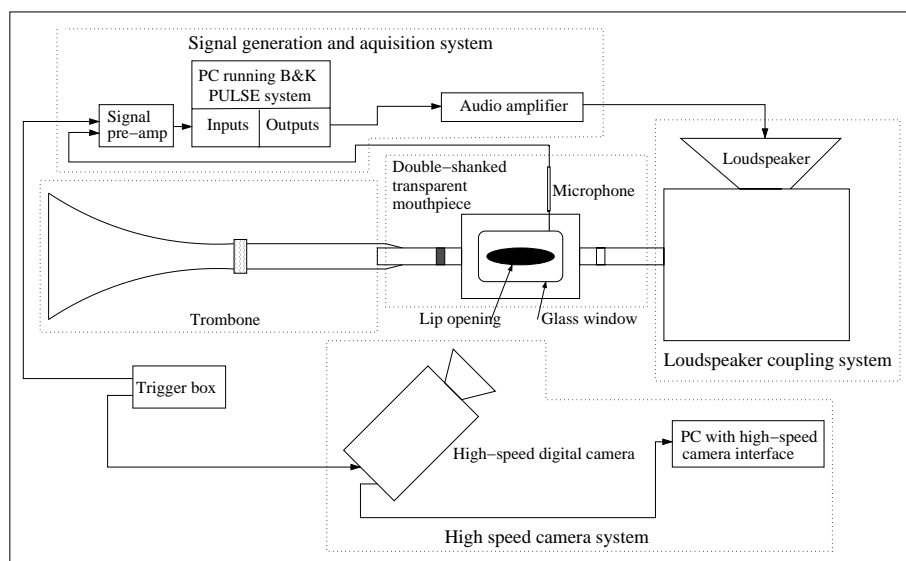


FIG. 1. The setup for mechanical response measurements on human lips using the video method.

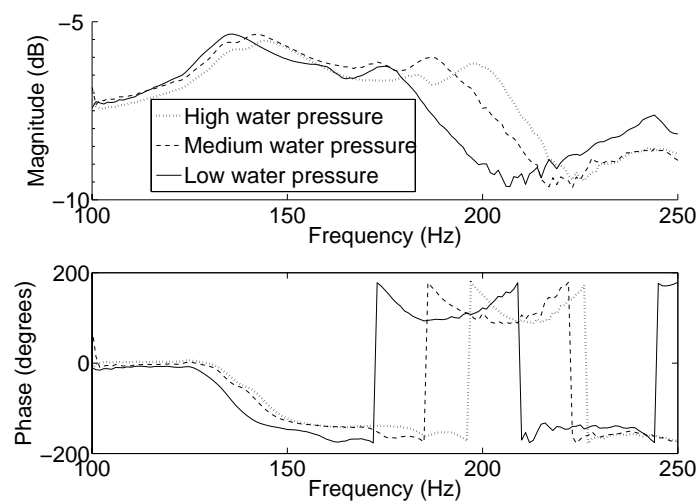


FIG. 2. A plot of three mechanical response curves for different artificial lip embouchures, obtained using the transmission method.

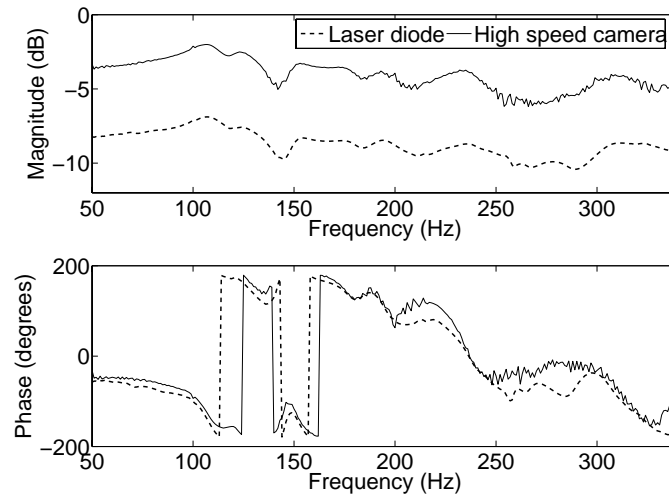


FIG. 3. A comparison between the transmission and video methods for measurement of the mechanical response of the artificial lips. The magnitude curves have been offset by 5dB for display purposes.

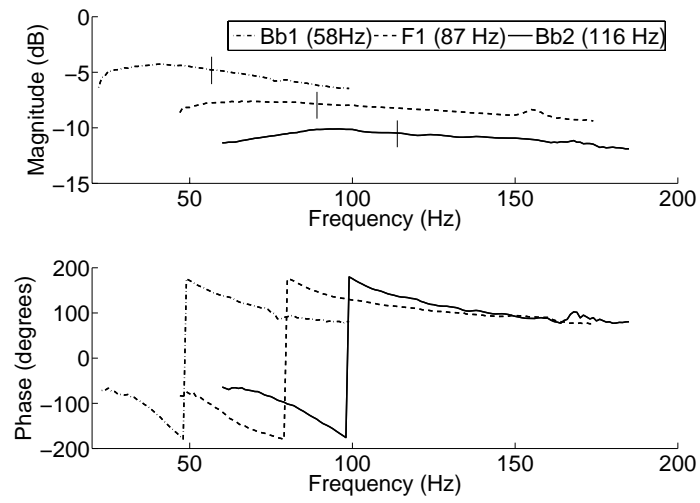
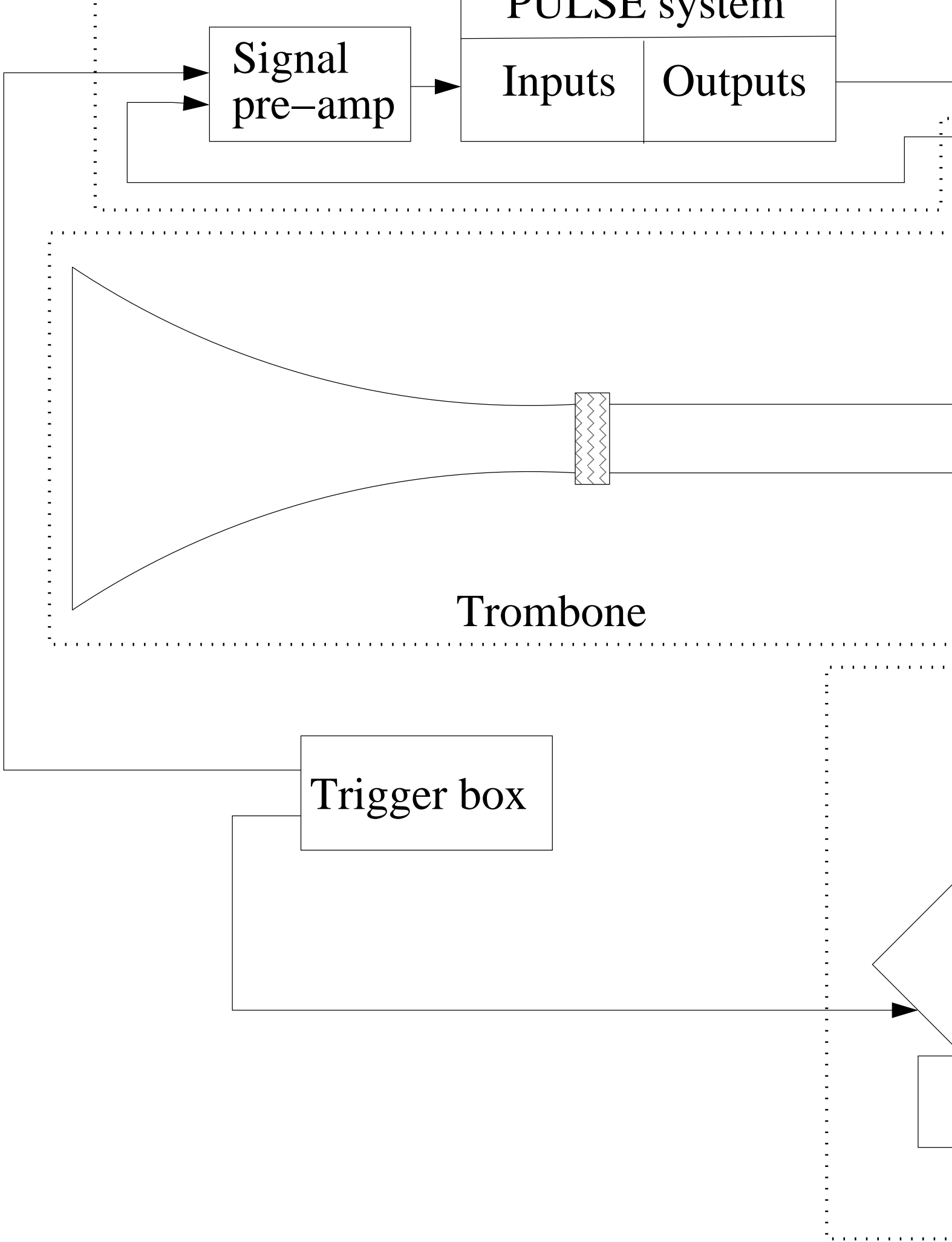
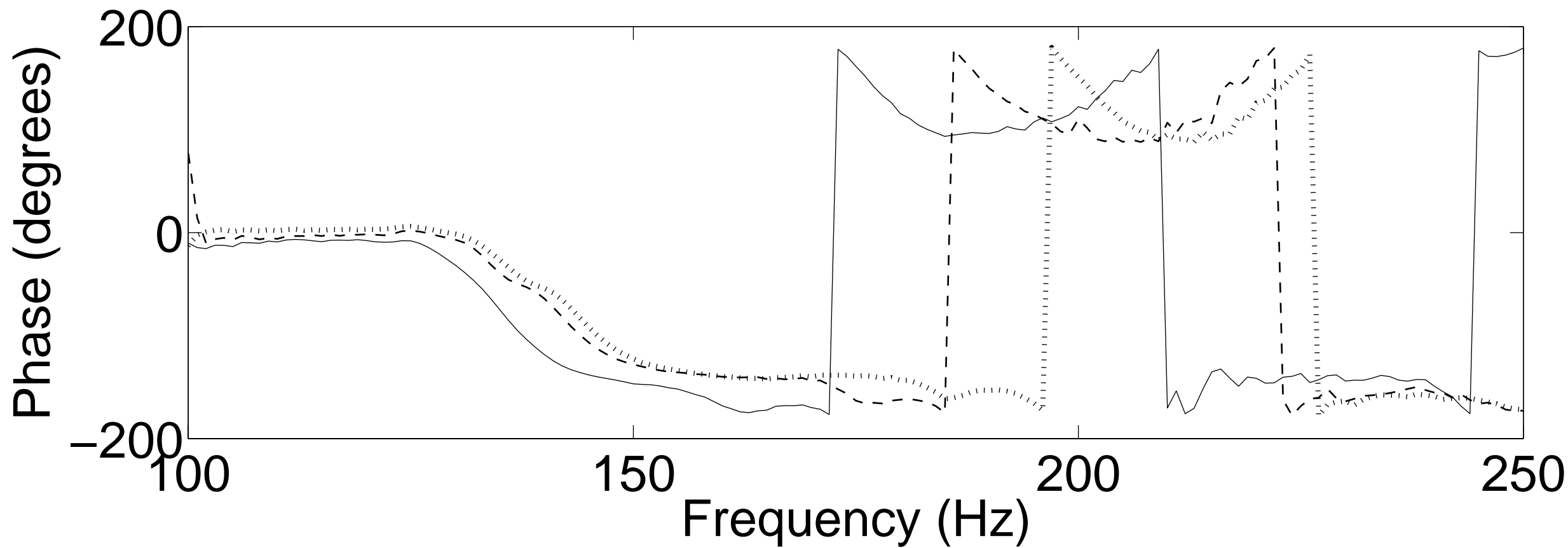
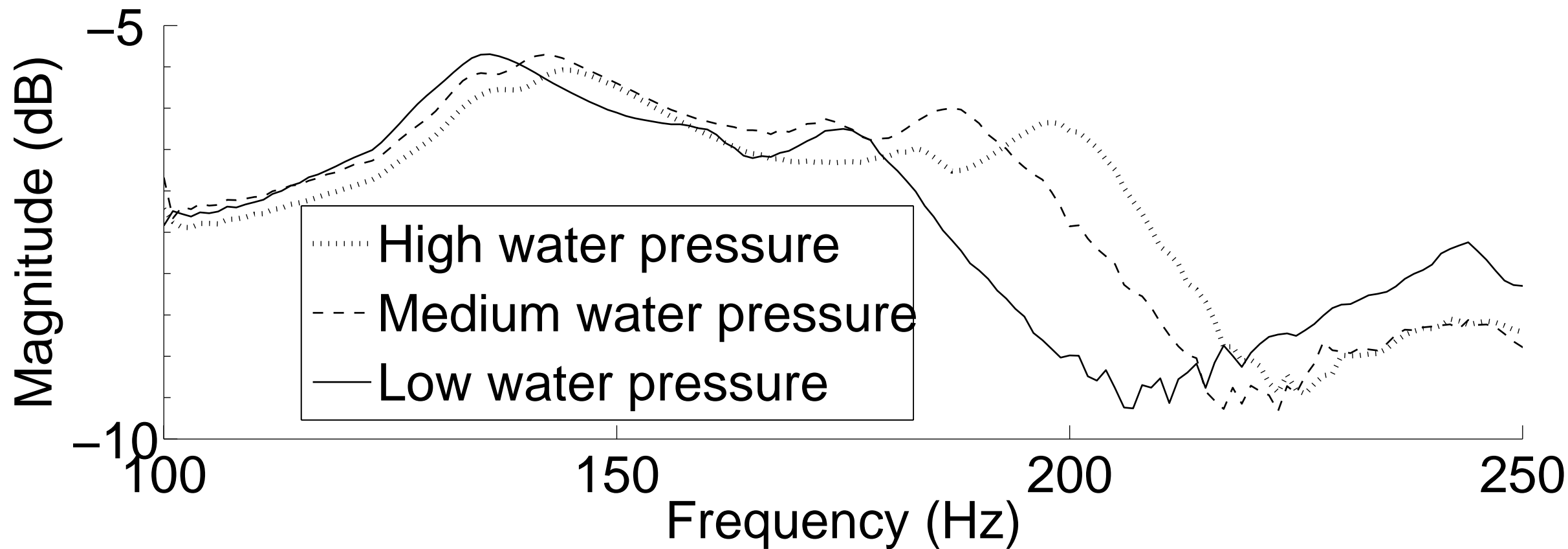


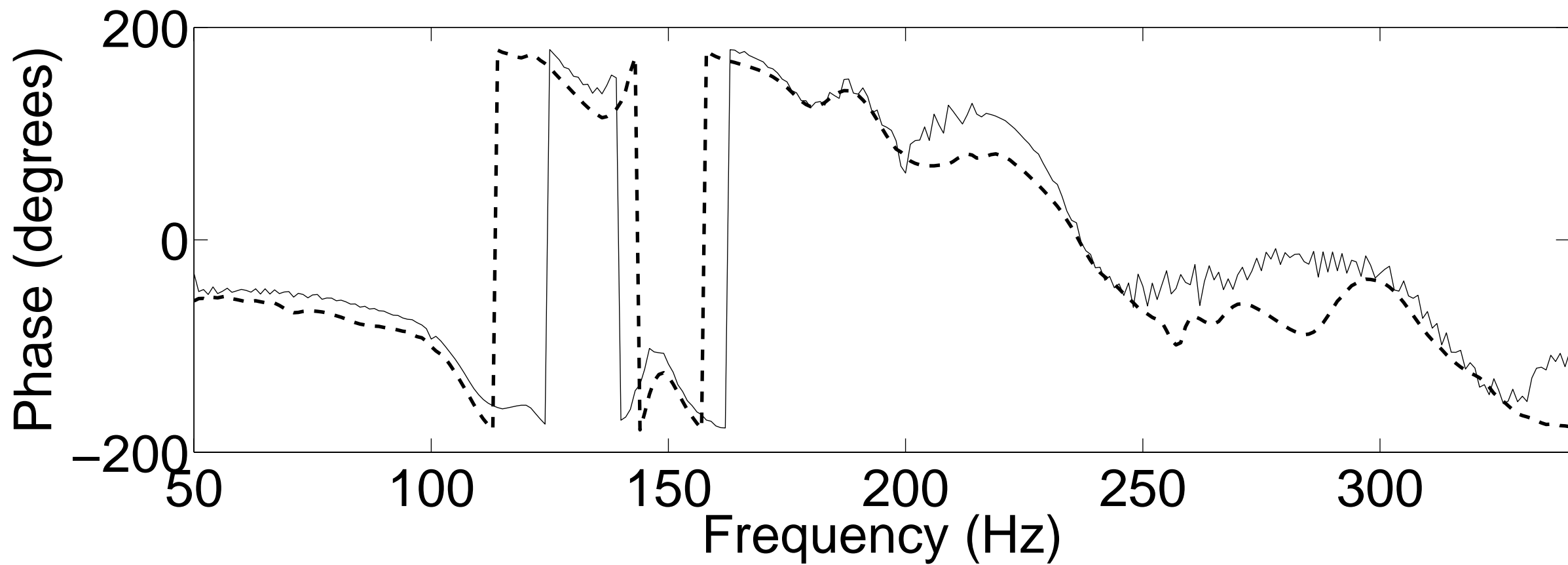
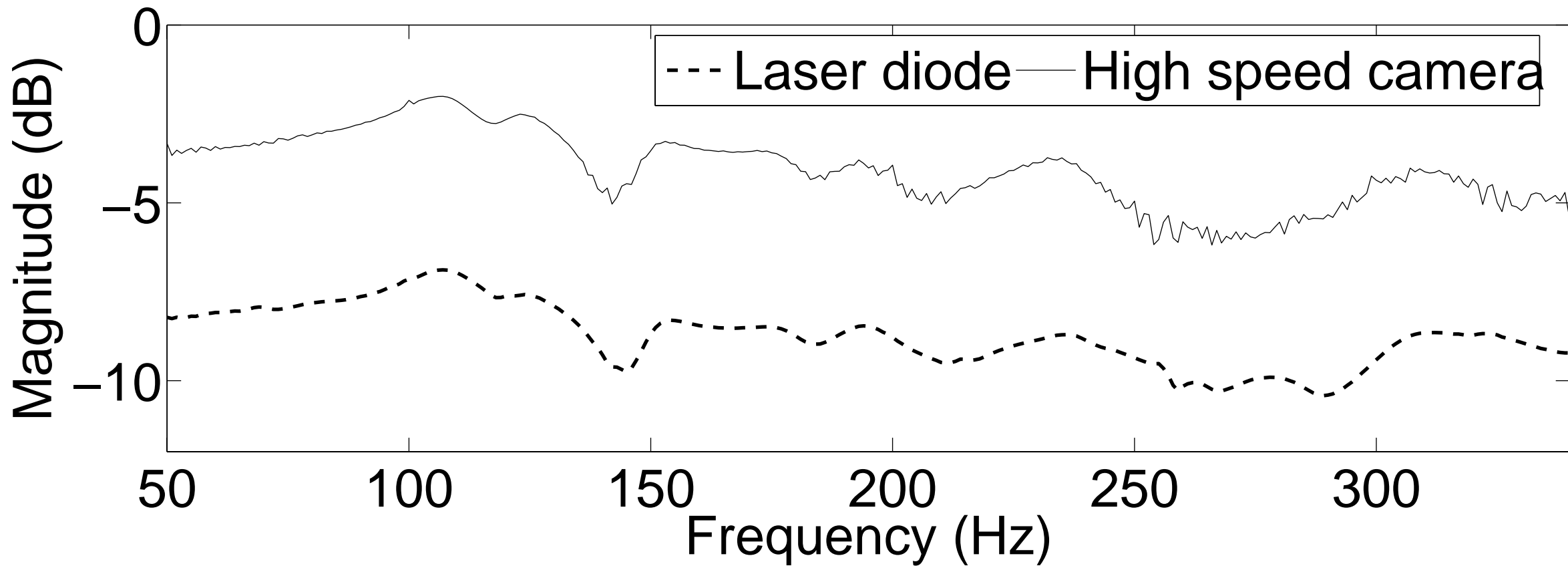
FIG. 4. A plot of three mechanical response curves obtained with human lips, using the video method. The played frequencies for each note are marked as vertical lines. The magnitude curves have been offset by 3dB and 6dB for display purposes.

List of Figures

FIG. 1	The setup for mechanical response measurements on human lips using the video method.	13
FIG. 2	A plot of three mechanical response curves for different artificial lip embouchures, obtained using the transmission method.	14
FIG. 3	A comparison between the transmission and video methods for measurement of the mechanical response of the artificial lips. The magnitude curves have been offset by 5dB for display purposes.	15
FIG. 4	A plot of three mechanical response curves obtained with human lips, using the video method. The played frequencies for each note are marked as vertical lines. The magnitude curves have been offset by 3dB and 6dB for display purposes.	16







--- Bb1 (58Hz) --- F1 (87 Hz) — Bb2 (116 Hz)

