



**HAL**  
open science

## Dynamic scatterometry for profile control during resist trimming process

Mohamed El Kodadi, Sébastien Soulan, Maxime Besacier, Patrick Schiavone

► **To cite this version:**

Mohamed El Kodadi, Sébastien Soulan, Maxime Besacier, Patrick Schiavone. Dynamic scatterometry for profile control during resist trimming process. EIPBN 2009 - The 53rd International Conference on Electron, Ion, and Photon Beam Technology and Nanofabrication, May 2009, Marco Island, United States. hal-00461060

**HAL Id: hal-00461060**

**<https://hal.science/hal-00461060>**

Submitted on 27 Sep 2022

**HAL** is a multi-disciplinary open access archive for the deposit and dissemination of scientific research documents, whether they are published or not. The documents may come from teaching and research institutions in France or abroad, or from public or private research centers.

L'archive ouverte pluridisciplinaire **HAL**, est destinée au dépôt et à la diffusion de documents scientifiques de niveau recherche, publiés ou non, émanant des établissements d'enseignement et de recherche français ou étrangers, des laboratoires publics ou privés.



Distributed under a Creative Commons Attribution 4.0 International License

# Dynamic scatterometry for profile control during resist trimming process

M. El Kodadi, M. Besacier, S. Soulan

*Laboratoire des Technologies de la Microélectronique CNRS, 17 rue des Martyrs, 38054 Grenoble, France*

P. Schiavone

*UMI 2958 Georgia Tech-CNRS, Georgia Institute of Technology, 777 Atlantic Dr., Atlanta (GA) 30332, USA*

During the micro and nanofabrication processes more particularly for lithography or plasma etching, the CD (Critical Dimension) metrology is a key point to guarantee and secure the performance of the fabricated devices.

In-line process control requires real-time, non-destructive and non-invasive monitoring techniques. The conventional CD metrology techniques such as AFM (Atomic Force Microscopy) and CD-SEM (Secondary Electron Emission based technique) are not well suited for real time monitoring. Optical measurements are among the few solutions able to meet the requirements for in line monitoring. Scatterometry belongs to the optical strategies, it uses the analysis of the signature of the light scattered by a periodic structure to infer the shape of a feature (for example using spectroscopic ellipsometry).

In our laboratory, we have developed specific software and hardware tools to perform dynamic scatterometry, using *in situ* spectroscopic multi-wavelength ellipsometer<sup>1</sup>.

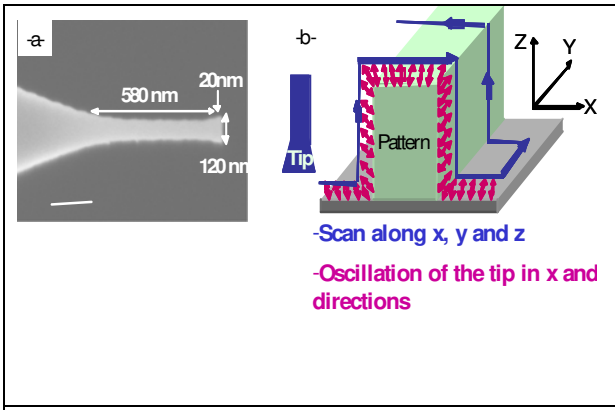
The paper present the results of the application of dynamic scatterometry for the monitoring of two different resist trimming processes HBr/O<sub>2</sub> and Ar/O<sub>2</sub> plasma. A Jobin-Yvon ellipsometer, capable of real time acquisition of sixteen wavelengths, is plugged onto chamber of a Decoupled Plasma Source (DPS) from Applied Materials. The measurements are made in real time.

For validation purposes, the same process has been interrupted at several different times and the trimmed feature profiles have been measured using a 3D AFM from Veeco Instruments. Figure 3 how that the dynamic scatterometry provides reliable results and shows a great potential as a real time monitoring technique for etch process control. It can see that the dynamic scatterometry profile matches well the AFM data, both for CD and height

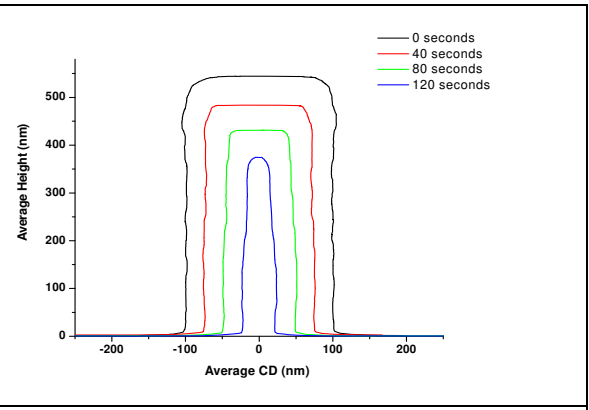
In this article, first we show that the dynamic scatterometry can be used for real time process monitoring during resist trimming process for different process parameters such as chemistries and power bias, then we discuss the influence of these different parameters on the measurement, more results at different experimental conditions, will be represented, with a comparison between dynamics scatterometry profile shape (CD, height) and 3D AFM measurements made in the same condition.

---

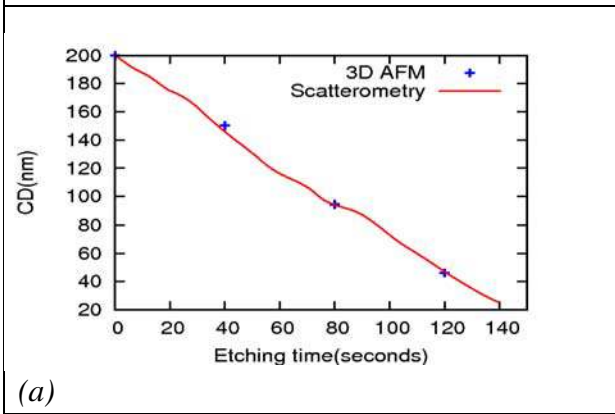
<sup>1</sup> S. Soulan, M. Besacier, P. Schiavone; Proceedings of the SPIE conference on Modeling Aspects in Optical Metrology, vol. 6617, 2007



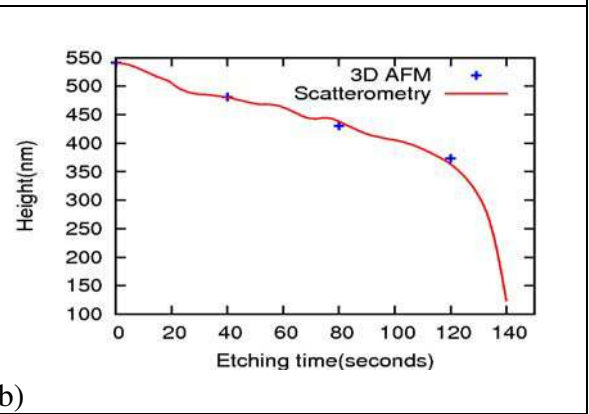
**Figure 1.** 3D-AFM principle



**Figure 2.** AFM section image of the 250nm features of 248 nm resist at different etching times



(a)



(b)

**Figure 3:** Real time measurement results. (a): CD, (b): height of the resist feature over the processing time in  $HBr/O_2$  plasma. 3D-AFM data are shown for reference