



HAL
open science

An Exhaustive Study of Particular Cases Leading to Robust and Accurate Motion Estimation

Diane Lingrand

► **To cite this version:**

Diane Lingrand. An Exhaustive Study of Particular Cases Leading to Robust and Accurate Motion Estimation. *Computer Vision and Image Understanding*, 2002, 85 (3), pp.159–188. 10.1006/cviu.2002.0966 . hal-00459253

HAL Id: hal-00459253

<https://hal.science/hal-00459253>

Submitted on 23 Feb 2010

HAL is a multi-disciplinary open access archive for the deposit and dissemination of scientific research documents, whether they are published or not. The documents may come from teaching and research institutions in France or abroad, or from public or private research centers.

L'archive ouverte pluridisciplinaire **HAL**, est destinée au dépôt et à la diffusion de documents scientifiques de niveau recherche, publiés ou non, émanant des établissements d'enseignement et de recherche français ou étrangers, des laboratoires publics ou privés.

An exhaustive study of particular cases leading to robust and accurate motion estimation.

Diane Lingrand

INRIA - RobotVis project
B.P.93 06902 Sophia Antipolis Cédex
FRANCE

E-mail: Diane.Lingrand@sophia.inria.fr

D R A F T

April 23, 2001, 5:10pm

D R A F T

For decades, there has been an intensive research effort in the Computer Vision community to deal with video sequences. In this paper, we present a new method for recovering a maximum of information on displacement and projection parameters in monocular video sequences without calibration. This work follows previous studies on particular cases of displacement, scene geometry and camera analysis and focuses on the particular forms of homographic matrices.

It is already known that the number of particular cases involved in a complete study precludes an exhaustive test. To lower the algorithmic complexity, some authors propose to decompose all possible cases in a hierarchical tree data structure but these works are still in development ??.

In this paper, we propose a new way to deal with the huge number of particular cases : (i) we use simple rules in order to eliminate some redundant cases and some physically impossible cases, and (ii) we divide the cases into subsets corresponding to particular forms determined by simple rules leading to a computationally efficient discrimination method.

Finally, some experiments were performed on image sequences acquired either using a robotic system or manually in order to demonstrate that when several models are valid, the model with the fewer parameters gives the best estimation, regarding the free parameters of the problem. The experiments presented in this paper shows that even if the selected case is an approximation of reality, the method is still robust.

Key Words: particular cases; homographies; perspective, para-perspective and orthographic projections

1. INTRODUCTION

D R A F T April 23, 2001, 5:10pm D R A F T

For decades, there has been an intensive research effort in the Computer Vision community to deal with video sequences. Researchers have been interested in recovering 3D objects structure, projection or displacement parameters from such sequences. In the general case, the acquisition device has to be considered uncalibrated (for example, in the case of an auto-focus camera). In this paper, we consider uncalibrated monocular video sequences for which we intend to recover as much information as possible on displacement and projection parameters.

The motivations for such studies are threefold: (i) to eliminate singularities of general equations, (ii) to estimate the parameters with more robustness and (iii) to retrieve parameters that cannot be retrieved in the general case.

The theory states that there exists relations between 2D projected points [9] but the system cannot be solved in the general case since there are more parameters than equations. Furthermore, these equations are degenerate or present singularities in some particular cases. However, we can solve the equations if we know or assume values or relations of some parameters.

In a previous study [25], we have shown that we increase the numerical precision of retrieved parameters by using the set of constraints that gives the smallest residual error given by a criterion (described in the cited paper).

This paper extends previous works [25, 13, 14] on particular displacement cases, scene geometry and camera analysis. It focuses on the particular forms of fundamental and homographic matrices.

Several authors have already been interested in particular cases of projection [2, 6, 11, 22, 18], or displacement [10, 5, 24, 3, 23]. Some of them consider several particular cases, compare these different parameterizations and identify which model is consistent with the data.

We will build an exhaustive list of particular cases of projection and displacement, setting some of the parameters to constant and/or known values and using

known relations between parameters. This reduces the number of unknowns in the equations and avoid also some singular cases.

It is already known that the huge number of particular cases prevents exhaustive studies [13]. Some attempts in order to reduce the algorithmic complexity are based on tree structures but they are still in development [25]. In this paper, we introduce a new method in order to deal with all cases : (i) we use simple rules in order to eliminate some redundant cases and some physically impossible cases, and (ii) we divide the cases into subsets corresponding to particular forms determined by simple rules leading to computationally efficient discrimination method. We will provide details for each of these steps in the sections hereafter.

2. STEREO FRAMEWORK

In this section, we describe the equations and the formalism of displacement and projection which allows us to achieve a minimal parameterization of the relations between 2D points into two frames.

In a video sequence, we will consider frames pairwise: two consecutives frames or the first one and the last one. This work could be easily extended to trifocal tensors. Adding some other constraints, the framework could also be extended to sequences, assuming for examples that the translation is constant between consecutives frames, or varies with constant acceleration, ...

2.1. Rigid displacements

We will consider a rigid scene or piecewise rigid scene. A 3D-point $\mathbf{M}_1 = [X_1 \ Y_1 \ Z_1 \ 1]^T$ is moving onto the point $\mathbf{M}_2 = [X_2 \ Y_2 \ Z_2 \ 1]^T$ by a rotation \mathbf{R} and a translation $\mathbf{t} = [t_0 \ t_1 \ t_2]^T$: $\mathbf{M}_2 = \mathbf{R} \mathbf{M}_1 + \mathbf{t}$ as shown in figure 1.

A rotation matrix \mathbf{R} depends only on three parameters $\mathbf{r} = [r_0 \ r_1 \ r_2]^T$ related to the rotation angle θ and to the rotation axis direction (represented by the unary vector \mathbf{u}) by $\mathbf{r} = 2 \tan(\frac{\theta}{2})\mathbf{u} \Leftrightarrow \theta = 2 \arctan\left(\frac{\|\mathbf{r}\|}{2}\right)$

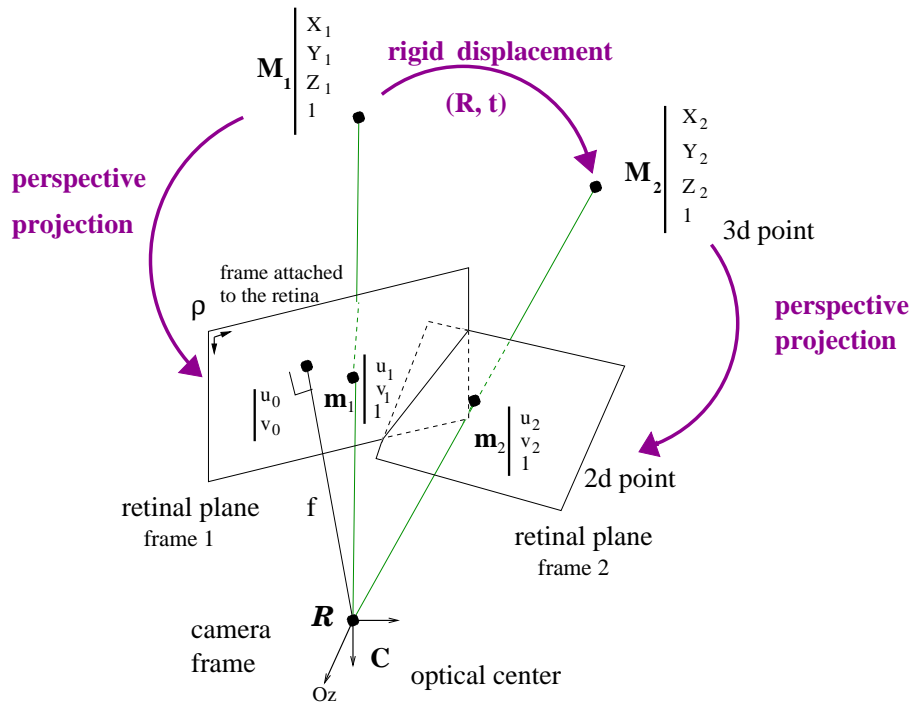


FIG. 1. Stereo framework

Using the notation of the cross-product :

$$\tilde{\mathbf{r}} = \mathbf{r} \wedge \cdot = \begin{pmatrix} 0 & -r_2 & r_1 \\ r_2 & 0 & -r_0 \\ -r_1 & r_0 & 0 \end{pmatrix}$$

so that :

$$\forall \mathbf{x}, \mathbf{r} \wedge \mathbf{x} = \tilde{\mathbf{r}} \mathbf{x}$$

$\tilde{\mathbf{r}}$ is the antisymmetric matrix representing the cross-product by \mathbf{r} operator.

The rotation matrix $\mathbf{R} = e^{\tilde{\mathbf{F}}}$ can be developed as a rational Rodrigues formula, [19] :

$$\mathbf{R} = \mathbf{I} + \left[\frac{\tilde{\mathbf{r}} + \frac{1}{2}\tilde{\mathbf{r}}^2}{1 + \frac{\mathbf{r}^T \cdot \mathbf{r}}{4}} \right] \quad (1)$$

2.2. Camera projection

The most commonly accepted hypothesis states that a 3D-point \mathbf{M} is projected with a perspective projection onto an image plane on a 2D-point $\mathbf{m} = [u \ v \ 1]^T$.

The perspective model : Choosing a reference frame attached to the camera, the projection equation is :

$$Z \begin{pmatrix} u \\ v \\ 1 \end{pmatrix} = \begin{pmatrix} \alpha_u & \gamma & u_0 & 0 \\ 0 & \alpha_v & v_0 & 0 \\ 0 & 0 & 1 & 0 \end{pmatrix} \begin{pmatrix} X \\ Y \\ Z \\ 1 \end{pmatrix} \quad (2)$$

where α_u and α_v represent the horizontal and vertical lengths, u_0 and v_0 correspond to the image of the optical center and γ is the skew factor.

This model can be refined, by taking optical distortions into account [21, 4, 7]. In this paper, we will consider that the needed corrections have been done as a preprocessing.

Two approximation models of the projection equation 2 have been proposed in the literature : the para-perspective and the ortho-perspective projection.

The para-perspective model : The perspective projection model is approximated to its first order with respect to the 3D coordinates [2, 17, 11]. This is equivalent to approximating the perspective projection in two steps (see figure 2) : (i) a projection parallel to the gaze direction onto an auxiliary plane \mathbf{P}_a which is parallel to the image plane and passes through the scene center $\mathbf{M}_0 = [X_0 \ Y_0 \ Z_0]^T$ followed by (ii) a perspective projection onto the image plane. This so called para-perspective model yields linear equations (3). However, its parameters depend on the gaze direction of the scene (β_u and β_v are related to the other intrinsic parameters and to the gaze direction) :

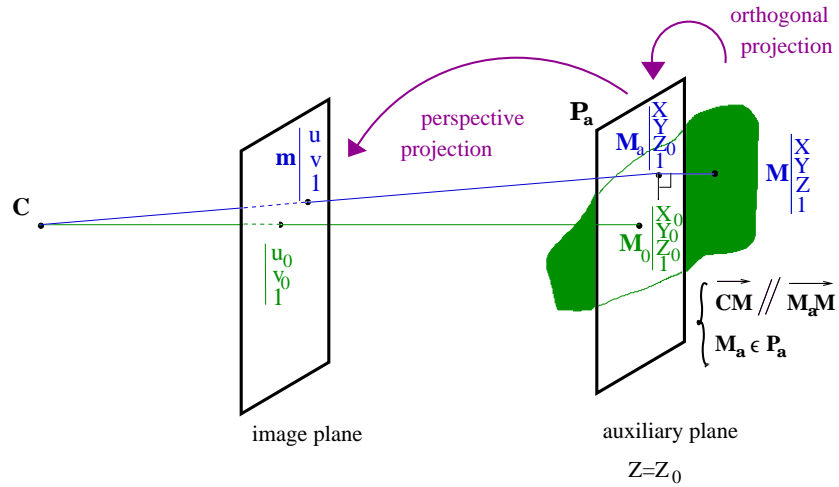


FIG. 2. The para-perspective projection

$$\begin{pmatrix} u \\ v \\ 1 \end{pmatrix} = \begin{pmatrix} \alpha_u & \gamma & \beta_u & u_0 \\ 0 & \alpha_v & \beta_v & v_0 \\ 0 & 0 & 0 & 1 \end{pmatrix} \begin{pmatrix} X \\ Y \\ Z \\ 1 \end{pmatrix} \quad (3)$$

where :

$$\begin{cases} \beta_u = \alpha_u \frac{X_0}{Y_0} + \gamma \frac{Y_0}{Z_0} \\ \beta_v = \alpha_v \frac{Y_0}{Z_0} \end{cases}$$

This equation corresponds to the most general case of para-perspective projection although more simple expressions have been proposed [18].

The orthographic model : The zero-order development with respect to the 3D depth consists in a rougher approximation. It is also equivalent to another two-step approximation: (i) an orthogonal projection onto the auxiliary plane \mathbf{P}_a followed by (ii) a perspective projection onto the image plane (see figure 3). This approxi-

projection case	λ	μ
perspective projection	1	1
orthographic projection	0	0
para-perspective projection	1	0

2.3. General equations between two frames

Let I_1 and I_2 denote two images. In the general case, there exists a fundamental relation between a point \mathbf{m}_2 in I_2 and its corresponding \mathbf{m}_1 in I_1 :

$$\left\{ \begin{array}{l} \kappa_1 \mathbf{m}_1 = \mathbf{A}_1 \mathbf{M}_1 \\ \kappa_2 \mathbf{m}_2 = \mathbf{A}_2 \mathbf{M}_2 \\ \mathbf{M}_2 = \mathbf{R} \mathbf{M}_1 + \mathbf{t} \end{array} \right. \Rightarrow \left| \begin{array}{ccc} \mathbf{m}_1 & \begin{pmatrix} 0 \\ 0 \\ 0 \end{pmatrix} & \mathbf{A}_1 \\ \begin{pmatrix} 0 \\ 0 \\ 0 \end{pmatrix} & \mathbf{m}_2 & \mathbf{A}_2 [\mathbf{R} \parallel \mathbf{t}] \end{array} \right| = 0$$

which is a bilinear form in \mathbf{m}_1 and \mathbf{m}_2 (see [12] for details). This equation can be rewritten in a more common way :

$$\mathbf{m}_2^T \mathbf{F} \mathbf{m}_1 = 0$$

where \mathbf{F} is called the fundamental matrix [9].

However, this relation is not defined in some singular cases. For example, it is well known that, in the perspective projection case, if the displacement is a pure rotation, or if the scene is planar, the relation between points is homographic :

$$\mathbf{m}_2 = \mathbf{H} \mathbf{m}_1$$

where \mathbf{H} is called the homographic matrix. In the case of a pure rotation : $\mathbf{H} = \mathbf{H}_\infty = \mathbf{A}_2 \mathbf{R} \mathbf{A}_1^{-1}$. In the case of a plane with normal \mathbf{n} and distance to the origin d : $\mathbf{H} = \mathbf{A}_2 (\mathbf{R} + \frac{\mathbf{t} \mathbf{n}^T}{d}) \mathbf{A}_1^{-1}$ which goes to \mathbf{H}_∞ when d goes to ∞ . \mathbf{H}_∞ is the homography of the plane at infinity.

Our first new contribution in this paper will be explained in the two next paragraphs 2.4 and 2.5. It consists in determining in which case of displacement or structure, the relation between corresponding 2D points is homographic when the projection is para-perspective (2.4) or orthographic (2.5).

2.4. Homographic relation in the para-perspective case

In the para-perspective case, we write the projection and displacement equations by extracting the third column from matrix \mathbf{A} :

$$\begin{pmatrix} u \\ v \\ 1 \end{pmatrix} = \underbrace{\begin{pmatrix} \alpha_u & \gamma & u_0 \\ 0 & \alpha_v & v_0 \\ 0 & 0 & 1 \end{pmatrix}}_{(\mathbf{A})_{-3}} \underbrace{\begin{pmatrix} X \\ Y \\ 1 \end{pmatrix}}_{\underline{\mathbf{M}}} + Z \underbrace{\begin{pmatrix} \beta_u \\ \beta_v \\ 1 \end{pmatrix}}_{(\mathbf{A})_3} = (\mathbf{A})_{-3} \underline{\mathbf{M}} + Z (\mathbf{A})_3$$

where $(\mathbf{A})_{-3}$ is an invertible square matrix since :

$$\det((\mathbf{A})_{-3}) = \alpha_u \alpha_v \neq 0$$

Thus :

$$\begin{cases} \mathbf{m}_1 &= (\mathbf{A}_1)_{-3} \underline{\mathbf{M}}_1 + Z_1 (\mathbf{A}_1)_3 \\ \Rightarrow \underline{\mathbf{M}}_1 &= ((\mathbf{A}_1)_{-3})^{-1} \mathbf{m}_1 - Z_1 ((\mathbf{A}_1)_{-3})^{-1} (\mathbf{A}_1)_3 \\ \mathbf{m}_2 &= \mathbf{A}_2 \mathbf{M}_2 \\ \mathbf{M}_2 &= [\mathbf{R}|\mathbf{t}] \mathbf{M}_1 \end{cases} \quad (6)$$

Let us denote :

$$\begin{aligned} \mathbf{K} &= (\mathbf{A}_2 [\mathbf{R}|\mathbf{t}])_3 - (\mathbf{A}_2 [\mathbf{R}|\mathbf{t}])_{-3} ((\mathbf{A}_1)_{-3})^{-1} (\mathbf{A}_1)_3 \\ \text{and } \mathbf{H}_{\infty para} &= (\mathbf{A}_2 [\mathbf{R}|\mathbf{t}])_{-3} ((\mathbf{A}_1)_{-3})^{-1} \end{aligned}$$

Equation 6 leads to : $\mathbf{m}_2 = \mathbf{H}_{\infty para} \mathbf{m}_1 + Z_1 \mathbf{K}$

This relation is homographic if and only if $\mathbf{K} = 0$ or if there exists a (3×3) matrix \mathbf{H}_Z such that $Z_1 \mathbf{K} = \mathbf{H}_Z \mathbf{m}_1$. The first condition induces a displacement constraint. It leads to the simple equation $\mathbf{r} = \theta \mathbf{M}_0$ meaning that the rotation axis is parallel to the gaze direction. In that case, the homography is $\mathbf{H}_{\infty para}$ as

defined above. The second condition induces a geometric relation on the 3D point : Z_1 is an affine function of X_1 and Y_1 , meaning that the 3D points must belong to a plane \mathbf{P} , which cannot contain the optical axis and the gaze direction (see [12] for a demonstration). In that case, the homographic matrix is :

$$\mathbf{H}_{para} = \mathbf{H}_{\infty para} + [(\mathbf{A}_2[\mathbf{R}|\mathbf{t}]_3 - (\mathbf{A}_2[\mathbf{R}|\mathbf{t}]_{-3}((\mathbf{A}_1)_{-3})^{-1}(\mathbf{A}_1)_3) \mathbf{n} [(\mathbf{A}_1)_{-3} + (\mathbf{A}_1)_3\mathbf{n}]^{-1} \quad (7)$$

2.5. Homographic relation in the orthographic case

The orthographic case is a particular case of para-perspective projection for which the gaze direction is the optical axis. Following a demonstration similar to the para-perspective case, we also obtain two constraints; the displacement constraint states that the rotation axis must be parallel to the optical axis, giving a homographic matrix :

$$\mathbf{H}_{\infty ortho} = (\mathbf{A}_2[\mathbf{R}|\mathbf{t}]_{-3}((\mathbf{A}_1)_{-3})^{-1}$$

and the geometric constraint states that the 3D-points must belong to the same plane which does not contain the optical axis. The homographic matrix is :

$$\mathbf{H}_{ortho} = \mathbf{H}_{\infty ortho} + (\mathbf{A}_2[\mathbf{R}|\mathbf{t}]_3 \mathbf{n}^T((\mathbf{A}_1)_{-3})^{-1}$$

All constraints on displacement and scene geometry for homographic relations are summarized in the following table :

projection	displacement constraint	geometric constraint
perspective	$\mathbf{t} = \mathbf{0}$	plane
para-perspective	$\mathbf{r} \parallel \mathbf{CM}_0$	plane $Z = f(X, Y)$
orthographic	$\mathbf{r} \parallel \mathbf{0z}$	plane $Z = f(X, Y)$

3. ALL PARTICULAR CASES DESCRIPTION

In order to do an exhaustive study of particular cases combinations, we first study every elementary particular case. We begin with particular camera parameter values, and then particular displacements of the camera.

3.1. Particular cases of projection and intrinsic parameters

In the previous section 2.2, we studied particular cases of projection and their simplifications. Let p1, p2 and p3 denote the different kinds of projection :

p1	$\lambda = 0$ and $\mu = 0$	orthographic
p2	$\lambda = 1$ and $\mu = 0$	para-perspective projection
p3	$\lambda = 1$ and $\mu = 1$	perspective projection

If no auto-focus and no zoom is used, for instance, it is possible to parameterize the model with fewer parameters than in the general case. This is one reason to study particular cases of intrinsic parameters.

Authors generally make several hypotheses regarding intrinsic parameters. For example, usually, in case of auto-calibration, common hypothesis states that the intrinsic parameters are constant. They may or may not be known. But, usually, some parameters are constant and some other are not.

We now detail all prior knowledge on parameters leading to particular cases.

3.1.1. *The principal point*

The principal point of coordinates (u_0, v_0) is not fixed at the image plane in the general case but can be fixed in some cases and its position can be known (for example, at the image center). We then change the reference frame, regarding the principal point position.

3.1.2. *The γ parameter*

This parameter is usually assumed to be null or, at least, considered a constant value. Furthermore, the numerical precision of the model obtained by this parameter is not crucial for the para-perspective or the orthographic projection cases.

3.1.3. The α_u and α_v parameters

Enciso [8] has experimentally proven that, for a large number of cameras, the $\frac{\alpha_u}{\alpha_v}$ ratio can be considered as a constant value even if other intrinsic parameters change. The constancy of this ratio can be expressed by the equality $f = \alpha_u = \alpha_v$, and the following transformation :

$$\begin{pmatrix} \alpha_u & \gamma & \lambda \beta_u + \mu u_0 & (1 - \mu) u_0 \\ 0 & \alpha_v & \lambda \beta_v + \mu v_0 & (1 - \mu) v_0 \\ 0 & 0 & \mu & (1 - \mu) \end{pmatrix} = \begin{pmatrix} f & \gamma & \lambda \beta_u + \mu u_0 & (1 - \mu) u_0 \\ 0 & f & \lambda \beta_v + \mu v_0 & (1 - \mu) v_0 \\ 0 & 0 & \mu & (1 - \mu) \end{pmatrix} \cdot \begin{pmatrix} \frac{\alpha_u}{\alpha_v} & 0 & 0 & 0 \\ 0 & 1 & 0 & 0 \\ 0 & 0 & 1 & 0 \\ 0 & 0 & 0 & 1 \end{pmatrix}$$

3.1.4. The β_u and β_v parameters.

These parameters are null except in the para-perspective projection case.

In the para-perspective case, β_u and β_v are related to the other intrinsic parameters by :

$$\begin{cases} \beta_u = \alpha_u \frac{X_0}{Z_0} + \gamma \frac{Y_0}{Z_0} \\ \beta_v = \alpha_v \frac{Y_0}{Z_0} \end{cases}$$

Their ratio is : $\frac{\beta_u}{\beta_v} = \frac{\alpha_u X_0 + \gamma Y_0}{\alpha_v Y_0}$.

Thus, if we neglect γ with respect to $\alpha_u \frac{X_0}{Y_0}$, we obtain : $\frac{\beta_u}{\beta_v} = \frac{\alpha_u}{\alpha_v} \frac{X_0}{Y_0}$ which is also a constant ratio, known if $\frac{X_0}{Y_0}$ value is known.

Table 1 summarizes, for each intrinsic parameter, the particular cases (constant value are indexed by zero).

Subsequently, we refer to each case by the label given in the first column.

TABLE 1

Particular cases of intrinsic parameters for 2 frames

label	case	description
g1	$\gamma = 0$	γ constant and null
g2	$\gamma = \gamma_0$	γ constant
g3	$\gamma = \gamma(\tau)$	γ free
f1	$\alpha_v = 1$	α_v constant and known
f2	$\alpha_v = f_0$	α_v constant
f3	$\alpha_v = \alpha_v(\tau)$	α_v free
s1	$\alpha_u = \alpha_v(\tau)$	$\frac{\alpha_u}{\alpha_v}$ constant and known
s2	$\alpha_u = \alpha_u(\tau)$	α_u free
b1	$\beta_v = 0$	β_v constant and null
b2	$\beta_v = \beta_0$	β_v constant
b3	$\beta_v = \beta_v(\tau)$	β_v free
B1	$\beta_u = \beta_v(\tau)$	β_u and β_v equal
B2	$\beta_u = \beta_v(\tau)$	$\frac{\beta_u}{\beta_v}$ constant
B3	$\beta_u = \beta_u(\tau)$	$\frac{\beta_u}{\beta_v}$ free
c1	$u_0 = v_0 = 0$	u_0 and v_0 constant and known
c2	$u_0 = u_{0_0}$ and $v_0 = v_{0_0}$	u_0 and v_0 constant
c3	$u_0 = u_0(\tau)$ and $v_0 = v_0(\tau)$	u_0 and v_0 free

3.2. Particular cases of displacement

A rigid displacement is parameterized by the rotation \mathbf{R} and the translation \mathbf{t} parameters.

3.2.1. Discrete motion - continuous motion

In an image sequence, if the displacement between two frames is small, we can approximate the rotation equations by their first order expansion, using the notations

$\mathbf{r} = \theta \mathbf{u}$:

$$\mathbf{R} = e^{\tilde{\mathbf{r}}} = \mathbf{I} + \tilde{\mathbf{r}} + o(\tilde{\mathbf{r}}) = \begin{pmatrix} 1 & -r_2 & r_1 \\ r_2 & 1 & -r_0 \\ -r_1 & r_0 & 1 \end{pmatrix}$$

Otherwise, if the motion is larger, we can also consider the second order expansion :

$$\mathbf{R} = \mathbf{I} + \tilde{\mathbf{r}} + \frac{\tilde{\mathbf{r}}^2}{2} + o(\tilde{\mathbf{r}}^2) = \begin{pmatrix} 1 - (r_1^2 + r_2^2) & r_1 r_0 - r_2 & r_2 r_0 + r_1 \\ r_1 r_0 + r_2 & 1 - (r_0^2 + r_2^2) & r_2 r_1 - r_0 \\ r_2 r_0 - r_1 & r_2 r_1 + r_0 & 1 - (r_0^2 + r_1^2) \end{pmatrix}$$

3.2.2. About extrinsic parameters

The rotation parameters are related to the rotation axis and the rotation angle by : $\mathbf{r} = 2 \tan \frac{\theta}{2} \mathbf{u}$, in the general case and $\mathbf{r} = \theta \mathbf{u}$, in the first or second order of expansion. The vector \mathbf{u} is an unary vector giving the direction of the rotation axis.

Some components of \mathbf{u} can be known or assumed null. Some values of θ may yield singularities; for example $\theta = 0$ corresponds to a null rotation. Another particular case is the screw displacement for which $\theta = \frac{\pi}{4}$ and the rotation axis is parallel to the translation vector. The case $\theta = \pi$ is not considered in this paper but must be considered if the camera has an angle of view greater than 180 degrees.

Some robotic systems give precise values of the robot displacements (angle, axis, translation). Some values may be known (we denote by $_{-}\theta_0$ a constant and known

value of a parameter θ). Other informations on parallelism or orthogonality to a known direction may be available. As is the case for the translation vector.

3.2.3. Relations between axis and direction

These relations in which we are interested are orthogonality and parallelism :

- the rotation axis is orthogonal to the translation plane (e.g. planar motion) :

$$\mathbf{r} \perp \mathbf{t} \Leftrightarrow \mathbf{r} \cdot \mathbf{t} = 0 \Leftrightarrow r_0 t_0 + r_1 t_1 + r_2 t_2 = 0$$

- screw displacement : $\mathbf{r} \parallel \mathbf{t} \Leftrightarrow \exists \kappa / \mathbf{r} = \kappa \mathbf{t} \Leftrightarrow \exists \kappa /$

$$\left\{ \begin{array}{l} r_0 = \kappa t_0 \\ r_1 = \kappa t_1 \\ r_2 = \kappa t_2 \end{array} \right.$$

- the rotation axis or the translation direction is parallel or orthogonal to a known direction denoted by $_g$ ($_r$ or $_t$).

3.2.4. All constraints on motion

All these constraints, also called “atomic particular cases”, have simple expressions that can easily be combined. For this purpose, we use the fact that \mathbf{u} is an unary vector and that, for monocular systems, the norm of translation cannot be recovered. To parameterize these vectors with only 2 parameters, we divide each component by a non-zero component. Then, the dot-product and scalar product induce linear relations. For example, if $t_2 = 1$, $\mathbf{t} \perp \mathbf{r}$ is equivalent to $t_0 u_0 + t_1 u_1 + u_2 = 0 \Rightarrow u_2 = -t_0 u_0 - t_1 u_1$

All cases are collected in table 2.

3.3. Generation of all cases

In this section, we combine all previous constraints in order to generate all possible cases. We then generate the simplified equations of our vision problem, i.e., the F or H matrix coefficients, depending of the cases.

We call atomic case each case described above. By combining atomic cases, we produce molecular cases, i.e. all possible particular cases. For each molecular case,

TABLE 2

Particular cases of displacements

R1	$\mathbf{R} = \mathbf{I}$	null rotation	W1	$\mathbf{r} \cdot \mathbf{r} = 0$	axis \perp known axis
R2	$\mathbf{R} = \mathbf{I} + \tilde{\mathbf{r}}$	first order	W2	$\mathbf{r} \wedge \mathbf{r} = 0$	axis \parallel known axis
R3	$\mathbf{R} = \mathbf{I} + \tilde{\mathbf{r}} + \frac{1}{2} \tilde{\mathbf{r}}^2$	second order	W3		general case
R4	$\mathbf{R} = \mathbf{I} + \frac{\tilde{\mathbf{r}} + \frac{1}{2} \tilde{\mathbf{r}}^2}{1 + \frac{\tilde{\mathbf{r}}^2}{4}}$	general case	u1	$u_0 = u_2 = 0, u_1 = 1$	axis \parallel y-axis
r1	$\mathbf{r} = 2 \tan(\frac{\theta}{2}) \frac{\mathbf{u}}{\ \mathbf{u}\ }$	general case	u2	$u_0 = 0, u_1 = 1$	axis \perp x-axis
a1	$\theta = \frac{\pi}{2}$	quarter turn	u3	$u_2 = 0, u_1 = 1$	axis \perp z-axis
a2	θ	free angle	u4	$u_1 = 1$	general case
T1	$\mathbf{t} = \mathbf{0}$	null translation	u5	$u_0 = u_2 = 0, u_1 = -1$	axis \parallel y-axis
T2	$\mathbf{t} = [t_0 \ t_1 \ t_2]^T$	translation	u6	$u_0 = 0, u_1 = -1$	axis \perp x-axis
t1	$t_1 = t_2 = 0, t_0 = 1$	trans. \parallel x-axis	u7	$u_2 = 0, u_1 = -1$	axis \perp z-axis
t2	$t_1 = 0, t_0 = 1$	trans. \perp y-axis	u8	$u_1 = -1$	general case
t3	$t_2 = 0, t_0 = 1$	trans. \perp z-axis	u9	$u_0 = u_1 = 0, u_2 = 1$	axis \parallel z-axis
t4	$t_0 = 1$	general trans.	u10	$u_0 = 0, u_2 = 1$	axis \perp x-axis
t5	$t_0 = t_2 = 0, t_1 = 1$	trans. \parallel y-axis	u11	$u_1 = 0, u_2 = 1$	axis \perp y-axis
t6	$t_0 = 0, t_1 = 1$	trans. \perp x-axis	u12	$u_2 = 1$	general case
t7	$t_2 = 0, t_1 = 1$	trans. \perp z-axis	u13	$u_0 = u_1 = 0, u_2 = -1$	axis \parallel z-axis
t8	$t_1 = 1$	general trans.	u14	$u_0 = 0, u_2 = -1$	axis \perp x-axis
t9	$t_0 = t_1 = 0, t_2 = 1$	trans. \parallel z-axis	u15	$u_1 = 0, u_2 = -1$	axis \perp y-axis
t10	$t_0 = 0, t_2 = 1$	trans. \perp x-axis	u16	$u_2 = -1$	general case
t11	$t_1 = 0, t_2 = 1$	trans. \perp y-axis	u17	$u_1 = u_2 = 0, u_0 = 1$	axis \parallel x-axis
t12	$t_2 = 1$	general trans.	u18	$u_1 = 0, u_0 = 1$	axis \perp y-axis
D1	$\mathbf{t} \cdot \mathbf{t} = 0$	trans. \perp known axis	u19	$u_2 = 0, u_0 = 1$	axis \perp z-axis
D2	$\mathbf{t} \wedge \mathbf{t} = 0$	trans. \parallel known axis	u20	$u_0 = 1$	general case
D3		no relation	u21	$u_1 = u_2 = 0, u_0 = -1$	axis \parallel x-axis
Z1	$\mathbf{t} \cdot \mathbf{u} = 0$	trans. \perp rotat. axis	u22	$u_1 = 0, u_0 = -1$	axis \perp y-axis
Z2	$\mathbf{t} \wedge \mathbf{u} = 0$	screw displacement	u23	$u_2 = 0, u_0 = -1$	axis \perp z-axis
Z3		no relation	u24	$u_0 = -1$	general case

constraints are solved by combining the atomic cases and solving the constraints by substitution¹ with some rules : one projection mode, one rotation mode. . . This corresponds to choosing one case in each family, a family being named by a label. For example, in the R family, we have to choose one of R1, R2, R3 and R4. We denote by R[1-3] the set {R1, R2, R3} and by R[1;3] the set {R1, R3}. Thus, a molecular case is identified by the sequence :

p[1-3]g[1-3]f[1-3]s[1-3]b[1-3]B[1-3]c[1-3]R[1-4]r1a[1-2]u[1-24]W[1-3]T[1-2]t[1-12]D[1-3]Z[1-3]

3.3.1. How many cases do we have?

If we look at the expression of a particular case above-mentioned, we obtain $3 \cdot 10^8$ particular cases. But, this is not the real number of particular cases due to :

Incompatibility of some atomic cases, for instance (the symbol \otimes means “AND”) :

$$(\mathbf{r} \parallel \mathbf{t}) \otimes (\mathbf{r} \perp \mathbf{t}) \otimes (\mathbf{r} \neq 0) \otimes (\mathbf{t} \neq 0)$$

Redundancy of some constraints; two different set of atomic constraints can generate the same simplified model. For instance :

$$(r_0 = 0) \otimes (\mathbf{t} \perp \mathbf{r}) \text{ is the same case than } (t_1 = 0) \otimes (t_2 = 0) \otimes (\mathbf{t} \perp \mathbf{r})$$

It is easy to eliminate incompatible constraints. To deal with redundant constraints requires to compare each set of combined constraint with the others in order to determine the similarity. The complexity of this process is $O(n^2)$, that makes this elimination intractable for large values of n .

Furthermore, redundant cases are not the main reason for the big amount of particular cases. Thus suppressing redundancies is not sufficient to reduce the huge number of case to a computationally tractable amount.

We now propose an adapted strategy in order to deal with all cases. Previous works have tried to build a hierarchy of cases but they encounter problems in order

¹This work is done using Maple for symbolic computation.

to manage it. The idea of this paper is (i) to eliminate some of the redundant cases by some considerations on the atomic cases and (ii) to limit the number of cases by the study of the particular forms of the matrices. For this second step, we will separate cases into two subgroups: cases inducing homographies and cases inducing fundamental relations.

3.4. Reducing the number of cases

Some redundancies are obvious :

- in case of a null rotation, (R1), we do not consider every case of axis and angle, one is sufficient;
- in case of first and second order of rotation, (R2) and (R3), we do not consider the case (a1) where θ is equal to $\frac{\pi}{2}$;
- the case (a1) where θ is equal to $\frac{\pi}{2}$ is only considered if the rotation axis and the translation direction are parallel, (Z2);
- in the case of a null translation, we do not consider any relation of orthogonality or parallelism to other directions;
- in the case of non para-perspective projection, (p1) and (p3), β_u and β_v are equal to zero.

We also consider the following experimental simplifications :

- when approximating a perspective projection, (p1) and (p2), we neglect the parameter γ with respect to other approximations;
- following previous studies [8] and [26], we assume that the ratio $\frac{\alpha_u}{\alpha_v}$ is constant;
- these two previous items imply that the $\frac{\beta_u}{\beta_v}$ ratio is also constant.

Then, there only remains, from the intrinsic parameters part, 117 cases and from the extrinsic parameters part, 21709 cases, leading to a total of 2539953 particular cases. This is approximately 100 times less than previously determined (see Appendix C for details).

3.5. Fundamental and homographic matrices

For each case, we have computed the set of reduced equations. Now, for each case, we compute the fundamental or homographic matrix expression.

As previously studied in subsections 2.3, 2.4 and 2.5, the displacements inducing homographic relations are :

- in the orthographic case (p1) : $\mathbf{u} \parallel Oz$. The relations between \mathbf{t} and \mathbf{r} are equivalent to the nullity of some vector components. We will not consider (Z1) and (Z2). Previous studies on orthographic displacement have shown that the displacement is retinal ($t[1;3;5;7]$).

- in the para-perspective case (p2) : $\mathbf{u} \parallel [X_0 \ Y_0 \ Z_0]$ (D2). Since the view axis has at least a component on the optical axis, we set $u_2 = \pm 1$. Moreover the view axis is not exactly the optical axis, thus we cannot have $u_0 = 0$ and $u_1 = 0$.

- in the perspective case (p3) : $\mathbf{t} = \mathbf{0}$. Therefore we do not consider the parallelism and orthogonality constraints on \mathbf{t} .

We also note that, since we are dealing with only 2 views, relations between \mathbf{r} or \mathbf{t} with a known vector $_g$ will not simplify the H-matrix form, except in the para-perspective case, if $_g = \mathbf{M}_0$.

The homographic relation cases lead to 351 cases of orthographic homographic relations, 18360 cases of para-perspective homographic relations and 2619 cases of perspective homographic relations, leading to a total 21330 cases of homographic relations (see explanations in Appendix C).

We will not study para-perspective and orthographic projection for fundamental matrices since the domain of validity of such projection approximations is included in conditions of existence of homographic relation. In the case of perspective projection, (p3): $\mathbf{t} \neq \mathbf{0}$ thus $u_0 = \pm 1$ or $u_1 = \pm 1$.

For perspective projection, there are 72252 different cases as shown in Appendix C.

4. MATRIX FORMS

In the previous section, we have significantly reduced the number of cases in both fundamental matrices and homographic matrices sets. However, we have still to deal with a huge amount of cases which is numerically intractable. In this section, we introduce a new idea in order to split the two sets of matrices in a two-level tree.

Each set of matrices is first split in subsets of matrices depending on their form. We determine a matrix form by a very simple parameterization. We consider (3×3) matrices having 9 parameters (coefficients) and we use two simple rules :

- If a coefficient is equal to zero, then there is one fewer parameter.
- If a coefficient has the same expression or is opposite to another, then there is one fewer parameter again.

These operations are very simple and can be computed on every case in a reasonable time (approximately one day for the entire process determining the matrix form).

This process, as illustrated in figure 4, reduces the 21330 cases of homography matrices to only 108 subgroups and the 72252 cases of fundamental matrices to only 188 subgroups.

The table in Appendix A shows all the particular forms of homography matrices and the table in Appendix B shows all the particular forms of fundamental matrices.

Homography and fundamental matrices are defined up to a scale factor. This parameter has not been eliminated here. We take it into account in the numerical implementation. Fundamental matrices have also to satisfy the constraint $\det \mathbf{F} = 0$. We have to check if this constraint is satisfied or not in order to know if the number of degree of freedom is reduced. This is important in order to properly use the Akaike [1] criterion at the numerical stage (see next section).

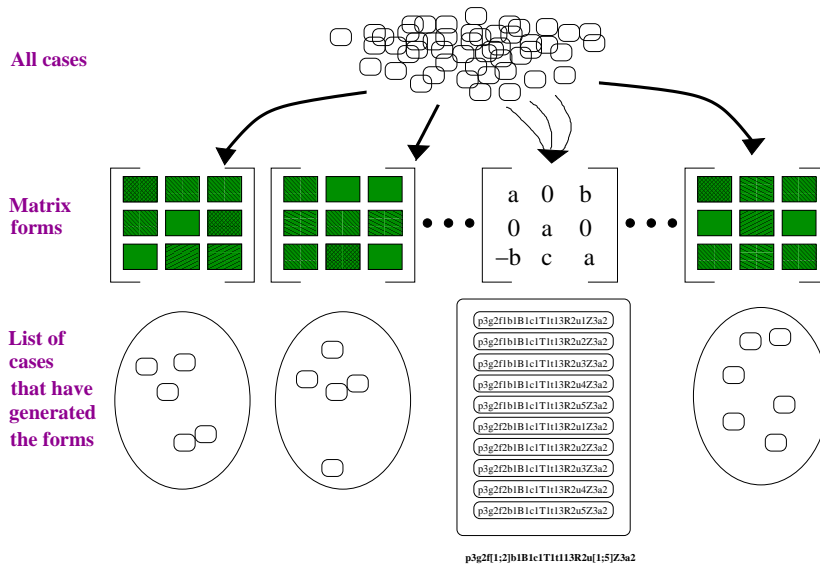


FIG. 4. Set of cases that generates the same matrix form. The central column shows an example of homography matrix form (number 19 in the table from Appendix A).

For each matrix form, we have collected all the cases that have generated them. Once the matrix form corresponding to an experiment is determined, it is possible to backtrack the source cases.

5. EXPERIMENTS

5.1. Forms of homography

We have recorded several video sequences for which the camera displacement induces a homographic relation between image points \mathbf{m}_1 and \mathbf{m}_2 . We have first extracted points of interest and determined matching points using the image-matching algorithm from Zhang [28]. From each matrix form enumerated in table 1, we have estimated the homography parameters with the robust Least Median of Squares method [20] in order to minimize the distance between a 2D point \mathbf{m}_1 and its

projected estimation $\mathbf{H} \mathbf{m}_2$:

$$\left\| \mathbf{m}_2 - \frac{\mathbf{H} \mathbf{m}_1}{((\mathbf{h}^2)^T \mathbf{m}_1)} \right\|^2$$

where \mathbf{h}^2 represents the last line of the \mathbf{H} matrix and \mathbf{m}_1 and \mathbf{m}_2 are normalized.

To deal with cases with different degrees of freedom, we use an appropriate Akaike criterion [1].

For each video sequence, we have verified that the model with the smallest residual error indeed corresponds to the displacement performed by a robotic system. An example is proposed in figure 5. For each pair of consecutive images, the case with the least residual error is the case n°51 in the table in Appendix A that corresponds to the matrix form :

$$\mathbf{H}_{51} = \begin{pmatrix} x_1 & x_2 & x_3 \\ -x_2 & x_1 & x_6 \\ 0 & 0 & x_1 \end{pmatrix}$$

We observe that this case corresponds to a first order rotation (R2). If we consider only the first and the last frame, the rotation is general (R4).

We also performed several experiments without the help of a precise robotic system. A human took a camera by hand and tried to realize different particular displacements. Figure 6 shows two frames of a video sequence. The camera motion was approximately a rotation around its optical axis followed by a translation. As the previous experiment with a robotic system, for each pair of consecutive images, the case with smallest residual error is the case n°51 in the table in Appendix A. This result demonstrates the robustness of the analysis of displacement by particular cases. Even an approximative displacement is best recovered by a close particular case than the general equation.

D R A F T

April 23, 2001, 5:10pm

D R A F T



FIG. 5. Frames 1, 2 and 8 of the video sequence. The robotic system performs a rotation around the optical axis.



FIG. 6. Approximate rotation around the optical axis and translation.




FIG. 7. x-axis translation and small pan rotation, with auto-focus

5.2. Forms of fundamental matrices

We have done the same experiment for a displacement that induces a fundamental relation. The criterion is using the distance between a 2D point \mathbf{m}_1 and its epipolar line $\mathbf{F} \mathbf{m}_2$ [27, 16]:

$$f_m(\mathbf{F}) = \frac{|\mathbf{m}_2^T \mathbf{F} \mathbf{m}_1|}{\sqrt{(\mathbf{F}^T \mathbf{m}_2)_1^2 + (\mathbf{F}^T \mathbf{m}_2)_2^2}}$$

The camera has performed a translation parallel to the x-axis, a small pan rotation, and corrected focal length with auto-focus. The case with less residual error corresponds to the fundamental matrix form (number 59 in the table in Appendix B):

$$\mathbf{F}_{59} = \begin{pmatrix} 0 & 0 & 0 \\ x_0 & x_1 & x_2 \\ 0 & -x_2 & x_3 \end{pmatrix}$$

This particular form was obtained from cases where the rotation was approximated to its first and second order, the translation is parallel to the x-axis, the rotation axis is orthogonal to the optical axis and the intrinsic parameters are free.

6. HOW TO EXTEND THIS WORK TO VIDEO SEQUENCES ?

In this paper, we have dealt with video sequences with pairs of frames. Two major extension could be down: (i) an extension of this work to trilinearities (relations between 2D points from 3 frames) and (ii) an extension to video sequences of n frames.

In order to consider sequences of n images, we need to introduce several cases about the displacements. We have constraints on translation, axis and angle of rotation and zoom factor. For each of these quantities, the questions are: is the displacement between two frames constant? Is the acceleration constant? linear? following a known rule?

In our formalism, we need to introduce these constraints in the Maple code who will generates others equations with more constraints but also more data (n images) and more parameters. It is also easy to change the criterion used to measure the adequation of the model to the data (one C function to be rewritten).

We have to think about the fact that some objects may disappear along a video sequence and that their movements may be detected only in few images of the video sequences. This is a problem that will be examined in another paper.

7. CONCLUSION

We have studied how to deal with video sequences and with particular cases of displacement and projection that often occur in real situations (man walking on a flat road, objects far from the retina, ...). The general equations of the vision problem present singularities in some particular cases that are usually avoided.

In the present paper, we have proposed an alternative approach to this problem, using such singularities and other particular cases in order to obtain more informations than in the general case instead of avoiding them.

Our major contributions are :

- We have determined the conditions of existence of homographic relations between projected 2D points for the orthographic, the para-perspective and the perspective projections.

- We have used these conditions and other obvious redundancy properties to reduce the amount of homographic particular cases to study. Thus, we have determined all particular forms of matrices and we have obtained, for each particular form, the list of cases that have generated this form. This result is a first fundamental step for further studies.

This study might be extended in two ways : (i) to be able, given a form, to analyze the molecular constraints, to determine which are redundant and which correspond to the case we are dealing with, and (ii) to do the same analysis with geometrical property of the 3D scene, meaning homography induced by planes. The structure of this analysis is as general as possible to extend this work to other kind of cameras (conic mirror, ...).

The applications are twofold :

- an incremental reconstruction of the scene using different cases : each case studied has fewer parameters than the next one, giving the ability to recover some parameters from others already determined. We have already studied the control of a robot on a particular case [15].

- the segmentation of objects moving with different displacements or with different geometric properties in video sequences : using a ν -trimmed square method instead of the least median square method, we can build sets of points with same matrix forms (and same numerical matrix forms).

		from previous page										
49	4	$ x_1 \ x_2 \ x_2 \ 0 \ x_5 \ x_6 \ 0 \ -x_6 \ x_5 \ $	$p2g1f1[-3]b[2:3]B[1:2]c1T2t1R2u[11:15]Z3a2$	26								
50	4	$ x_1 \ x_2 \ x_3 \ -x_2 \ x_1 \ x_6 \ -x_3 \ -x_6 \ x_1 \ $	$p3g2f1b1B1c1T1t13R4u1Z3a1$	1								
51	4	$ x_1 \ x_2 \ x_3 \ -x_2 \ x_1 \ x_6 \ 0 \ 0 \ x_1 \ $	$p3g1f1b1B1c1T1t13R2u[4:8:12:20:24]Z3a2$	6								
			$p1[-3]g1f1b1B1c1[2:3]T1t13R2u[9-13]Z3a2 \oplus$									
			$p1g1f1b1B1c1[2:3]T2t[1:3:5:7]R2u[9:13]Z3a2 \oplus$									
			$p2g1f2b[2:3]B[1:2]c1[-3]T2t9R2u[10-12:14-16]Z1a2 \oplus$									
			$p2g1f1b[2:3]B[1:2]c1[-3]T2t10R2u[11:15]Z1a2 \oplus$									
			$p2g1f2b[2:3]B[1:2]c1[-3]T2t11R2u[10:14]Z1a2$	144								
52	4	$ x_1 \ x_2 \ x_3 \ -x_2 \ x_1 \ x_6 \ 0 \ 0 \ x_3 \ $	$p1g1f1b1B1c1T2t3R[3:4]u[9:13]Z3a2$	4								
53	4	$ x_1 \ x_2 \ x_3 \ 0 \ x_1 \ 0 \ -x_3 \ x_8 \ x_1 \ $	$p3g3f1[-2]b1B1c1T1t13R2u[1:5]Z3a2$	2								
54	4	$ x_1 \ x_2 \ x_3 \ 0 \ x_1 \ x_6 \ 0 \ -x_6 \ x_1 \ $	$p3g3f1b1B1c1T1t13R2u[17:21]Z3a2$	4								
55	4	$ x_1 \ x_2 \ x_3 \ 0 \ x_1 \ x_6 \ 0 \ 0 \ x_1 \ $	$p3g3f1[-2]b1B1c1T1t13R1u4Z3a2$	2								
56	4	$ x_1 \ x_2 \ x_3 \ 0 \ x_5 \ 0 \ -x_3 \ -x_2 \ x_1 \ $	$p3g2f1[-3]b1B1c1T1t13R4u5Z3a1$	3								
57	4	$ x_1 \ x_2 \ x_3 \ 0 \ x_5 \ 0 \ -x_3 \ x_2 \ x_1 \ $	$p3g2f1[-3]b1B1c1T1t13R4u1Z3a1$	3								
58	4	$ x_1 \ x_2 \ x_3 \ x_4 \ x_1 \ 0 \ -x_3 \ 0 \ x_1 \ $	$p3g1f2b1B1c1T1t13R2u[3:7:10:14]Z3a2$	4								
59	4	$ x_1 \ x_2 \ x_3 \ x_4 \ x_1 \ 0 \ 0 \ 0 \ x_3 \ $	$p1g1f2b1B1c1T2t1R[3:4]u[9:13]Z3a2 \oplus$	20								
			$p2g1f1[-2]b[2:3]B[1:2]c1T2t1R2u[10:14]Z3a2$	4								
60	5	$ x_1 \ 0 \ 0 \ 0 \ x_5 \ x_6 \ 0 \ x_8 \ x_9 \ $	$p3g1f3b1B1c1T1t13R3u[17:21]Z3a2 \oplus$									
			$p3g1f3b1B1c1T1t13R4u[17:21]Z3a1[1:2]$	6								
61	5	$ x_1 \ 0 \ x_3 \ 0 \ x_1 \ x_6 \ x_7 \ x_8 \ x_1 \ $	$p3g2f1[-2]b1B1c1T1t13R2u[2:6:19:23]Z3a2$	8								
62	5	$ x_1 \ 0 \ x_3 \ 0 \ x_5 \ x_6 \ -x_3 \ x_8 \ x_1 \ $	$p3g1f3b1B1c1T1t13R2u[2:6:19:23]Z3a2$	4								
63	5	$ x_1 \ 0 \ x_3 \ 0 \ x_5 \ x_6 \ 0 \ x_8 \ x_1 \ $	$p3g2f3b1B1c1T1t13R2u[17:21]Z3a2$	2								
64	5	$ x_1 \ x_2 \ 0 \ x_4 \ x_1 \ x_6 \ 0 \ 0 \ x_9 \ $	$p1g1f2b1B1c1T2t[5:7]R[3:4]u[9:13]Z3a2$	8								
65	5	$ x_1 \ x_2 \ 0 \ x_4 \ x_1 \ x_6 \ 0 \ x_8 \ x_1 \ $	$p3g1f2b1B1c1T1t13R2u[11:15:18:22]Z3a2$	4								
66	5	$ x_1 \ x_2 \ 0 \ x_4 \ x_5 \ 0 \ 0 \ 0 \ x_9 \ $	$p1g1f3b1B1c1T1t13R[3:4]u[9:13]Z3a2 \oplus$									
			$p1g1f3b1B1c1T1t13R4u[9-13]Z3a1 \oplus$									
			$p2g1f1[-3]b[2:3]B[1:2]c1T1t13R[2-4]u[12:16]Z3a2 \oplus$									
			$p2g1f3b[2:3]B[1:2]c1T1t13R2u[10:14]Z3a2 \oplus$									
			$p2g1f1[-3]b[2:3]B[1:2]c1T1t13R[3:4]u[10:11:14:15]Z3a2 \oplus$									
			$p2g1f1[-3]b[2:3]B[1:2]c1T1t13R4u[10-12:14-16]Z3a1 \oplus$									
			$p3g1f3b1B1c1T1t13R3u[9:13]Z3a2 \oplus$									
			$p3g1f3b1B1c1T1t13R4u[9:13]Z3a1[1:2] \oplus$									
			$p3g[2:3]f[-3]b1B1c1T1t13R[2-4]u[9:13]Z3a2 \oplus$									
			$p3g[2:3]f[-3]b1B1c1T1t13R4u[9-13]Z3a1$	308								
			$p1g1f3b1B1c1T2t[5:7]R2u[9:13]Z3a2 \oplus$									
			$p2g1f2[2:3]b[2:3]B[1:2]c1T2t5R2u[11:15]Z3a2$	20								
			$p2g1f2b[2:3]B[1:2]c1T2t5R2u[10:14]Z3a2$	8								
			$p2g1f1b[2:3]B[1:2]c1T2t5R[2-4]u[12:16]Z3a2 \oplus$									
			$p2g1f1b[2:3]B[1:2]c1T2t5R[3:4]u[10:11:14:15]Z3a2$	56								
			$p1g1f3b1B1c1T2t3R2u[9:13]Z3a2 \oplus$									
			$p2g1f1[-3]b[2:3]B[1:2]c1T2t3R2u[11:15]Z3a2$	26								
			$p1g1f1b1B1c1[-3]T2t12R4u[9:13]Z3a1 \oplus$									
			$p1g1f1b1B1c1[2:3]T1t13R[3:4]u[9:13]Z3a2 \oplus$									
			$p1g1f1b1B1c1[2:3]T2t13R4u[9:13]Z3a1 \oplus$									
			$p1g1f1b1B1c1[2:3]T2t[1:3:5:7]R[3:4]u[9-13]Z3a2 \oplus$									
			$p3g1f1b1B1c1[2:3]T1t13R3u[9:13]Z3a2 \oplus$									
			$p3g1f1b1B1c1[2:3]T1t13R4u[9:13]Z3a1[1:2]$	62								
72	5	$ x_1 \ x_2 \ x_3 \ 0 \ x_1 \ x_6 \ 0 \ x_8 \ x_1 \ $	$p3g3f2b1B1c1T1t13R2u[17:21]Z3a2$	2								
73	5	$ x_1 \ x_2 \ x_3 \ 0 \ x_5 \ 0 \ -x_3 \ x_8 \ x_1 \ $	$p3g[2:3]f[-3]b1B1c1T1t13R[3:4]u[5]Z3a2 \oplus$									
			$p3g3f3b1B1c1T1t13R2u[1:5]Z3a2$	32								
			$p3g3f3b1B1c1T1t13R2u[1:5]Z3a2$									
74	5	$ x_1 \ x_2 \ x_3 \ 0 \ x_5 \ x_6 \ 0 \ -x_6 \ x_5 \ $	$p3g[2:3]f1b1B1c1T1t13R[3:4]u[17:21]Z3a2 \oplus$									
			$p3g3f1b1B1c1T1t13R4u[17:21]Z3a1$	10								
75	5	$ x_1 \ x_2 \ x_3 \ 0 \ x_5 \ x_6 \ 0 \ 0 \ x_1 \ $	$p3g3f3b1B1c1[2:3]T1t13R1u4Z3a2$	2								
76	5	$ x_1 \ x_2 \ x_3 \ x_4 \ x_1 \ x_6 \ 0 \ 0 \ x_1 \ $	$p1g1f2b1B1c1[2:3]T2t[1:3:5:7]R2u[9:13]Z3a2 \oplus$									
			$p1[-3]g1f2b1B1c1[2:3]T1t13R2u[9:13]Z3a2 \oplus$									
			$p2g1f2b[2:3]B[1:2]c1[-3]T2t10R2u[11:15]Z1a2 \oplus$									
			$p2g1f2b[2:3]B[1:2]c1[-3]T2t11R2u[10:14]Z1a2 \oplus$									
			$p2g1f2b[2:3]B[1:2]c1[-3]T2t9R2u[10-12:14-16]Z1a2$	144								
			$p1g1f2b1B1c1T2t3R[3:4]u[9:13]Z3a2 \oplus$									
			$p2g1f1[-2]b[2:3]B[1:2]c1T2t3R2u[10:14]Z3a2$	20								
77	5	$ x_1 \ x_2 \ x_3 \ x_4 \ x_1 \ x_6 \ 0 \ 0 \ x_3 \ $	$p3g1f3b1B1c1T1t13R2u[3:7:10:14]Z3a2$	4								
78	5	$ x_1 \ x_2 \ x_3 \ x_4 \ x_5 \ 0 \ -x_3 \ 0 \ x_1 \ $	$p1g1f3b1B1c1T2t1R[3:4]u[9:13]Z3a2 \oplus$									
79	5	$ x_1 \ x_2 \ x_3 \ x_4 \ x_5 \ 0 \ 0 \ 0 \ x_3 \ $	$p2g1f1[-3]b[2:3]B[1:2]c1T2t1R[2-4]u[12:16]Z3a2 \oplus$									
			$p2g1f1[-3]b[2:3]B[1:2]c1T2t1R[3:4]u[10:11:14:15]Z3a2$	180								
80	5	$ x_1 \ x_2 \ x_3 \ x_4 \ x_5 \ x_1 \ 0 \ 0 \ x_1 \ $	$p2g1f1b[2:3]B[1:2]c1T2t6R2u[11:15]Z3a2$	8								
81	5	$ x_1 \ x_2 \ x_3 \ x_4 \ x_5 \ x_5 \ 0 \ 0 \ x_5 \ $	$p2g1f1b[2:3]B[1:2]c1T2t6R2u[10:14]Z3a2$	8								
82	6	$ x_1 \ 0 \ x_3 \ 0 \ x_5 \ x_6 \ x_7 \ x_8 \ x_1 \ $	$p3g2f3b1B1c1T1t13R2u[2:6:19:23]Z3a2$	4								
83	6	$ x_1 \ x_2 \ 0 \ x_4 \ x_5 \ x_6 \ 0 \ 0 \ x_9 \ $	$p1g1f3b1B1c1T2t[5-7]r1U1R[3-4]u[9:13]Z3W3D3a2 \oplus$									
			$p2g1f2[2:3]s1b[2:3]B[1:2]c1T2t5r1U1R[3-4]u[10-12:14-16]Z3W3D3a2 \oplus$									
			$p2g1f2b1b[2:3]B[1:2]c1T2t5r1U1R2u[12:16]Z3W3D3a2 \oplus$									
			$p2g1f3b1b[2:3]B[1:2]c1T2t5r1U1R2u[10:12:14:16]Z3W3D3a2$	128								
84	6	$ x_1 \ x_2 \ 0 \ x_4 \ x_5 \ x_6 \ 0 \ x_8 \ x_1 \ $	$p3g1f3b1B1c1T1t13R2u[11:15:18:22]Z3a2$	4								
85	6	$ x_1 \ x_2 \ x_3 \ -x_2 \ x_5 \ x_6 \ -x_3 \ x_6 \ x_9 \ $	$p3g1f1b1B1c1T1t13R3u[3:7:10:14]Z3a2 \oplus$									
			$p3g1f1b1B1c1T1t13R4u[3:7:10:14]Z3a1[1:2]$	12								
86	6	$ x_1 \ x_2 \ x_3 \ -x_2 \ x_5 \ x_6 \ x_3 \ -x_6 \ x_9 \ $	$p3g1f1b1B1c1T1t13R3u[11:15:18:22]Z3a2 \oplus$									
			$p3g1f1b1B1c1T1t13R4u[11:15:18:22]Z3a1[1:2]$	12								
87	6	$ x_1 \ x_2 \ x_3 \ 0 \ x_1 \ x_6 \ x_7 \ x_8 \ x_1 \ $	$p3g3f1[-2]b1B1c1T1t13R2u[2:6:19:23]Z3a2$	8								
88	6	$ x_1 \ x_2 \ x_3 \ 0 \ x_5 \ x_6 \ 0 \ x_8 \ x_1 \ $	$p3g3f3b1B1c1T1t13R2u[17:21]Z3a2$	2								
89	6	$ x_1 \ x_2 \ x_3 \ 0 \ x_5 \ x_6 \ 0 \ x_8 \ x_5 \ $	$p3g[2:3]f2b1B1c1T1t13R3u[17:21]Z3a1[1:2]$	12								
			$p3g1f1b1B1c1T1t13R3u[2:6:19:23]Z3a2 \oplus$									
90	6	$ x_1 \ x_2 \ x_3 \ x_2 \ x_5 \ x_6 \ -x_3 \ -x_6 \ x_9 \ $	$p3g1f1b1B1c1T1t13R3u[2:6:19:23]Z3a2 \oplus$									
			$p3g1f1b1B1c1T1t13R4u[2:6:19:23]Z3a1[1:2]$	12								
91	6	$ x_1 \ x_2 \ x_3 \ x_4 \ x_1 \ x_6 \ -x_3 \ x_8 \ x_1 \ $	$p3g1f2b1B1c1T1t13R2u[4:8:12:16:20:24]Z3a2$	6								
92	6	$ x_1 \ x_2 \ x_3 \ x_4 \ x_1 \ x_6 \ 0 \ 0 \ x_9 \ $	$p1g1f2b1B1c1[-3]T2t12R4u[9:13]Z3a1 \oplus$									
			$p1g1f2b1B1c1T1t13R[3:4]u[9:13]Z3a2 \oplus$									
			$p1g1f2b1B1c1[2:3]T1t13R4u[9:13]Z3a1 \oplus$									
			$p1g1f2b1B1c1[2:3]T2t[1:3:5:7]R[3:4]u[9:13]Z3a2 \oplus$									
			$p3g1f2b1B1c1[2:3]T1t13R[3:4]u[9:13]Z3a2 \oplus$									
			$p3g1f2b1B1c1[2:3]T1t13R4u[9:13]Z3a1 \oplus$									
			$p2g1f2b[2:3]B[1:2]c1[-3]T2t10R[3-4]u[11:15]Z1a2 \oplus$									
			$p2g1f2b[2:3]B[1:2]c1[-3]T2t11R[3:4]u[10:14]Z1a2 \oplus$									
			$p2g1f2b[2:3]B[1:2]c1[-3]T2t9R[3:4]u[10-12:14-16]Z1a2$	302								
93	6	$ x_1 \ x_2 \ x_3 \ x_4 \ x_5 \ x_6 \ 0 \ 0 \ x_1 \ $	$p1g1f3b1B1c1[2:3]T1t13R2u[9:13]Z3a2 \oplus$									
			$p1g1f3b1B1c1[2:3]T2t[1:3:5:7]R2u[9:13]Z3a2 \oplus$									
			$p2g1f1[-3]b[2:3]B[1:2]c1[-3]T2t[2:4:7:8:9:10-12]R2u[11:15]Z3a2 \oplus$									
followed on next page												

								from previous page	
94	6	$ x_1 \ x_2 \ x_3 \ x_4 \ x_5 \ x_6 \ 0 \ 0 \ x_3 $	$p2g1f[2:3]b[2:3]B[1:2]c[1T2t6R2u[11:15]Z3a2 \oplus$ $p2g1f[1-3]b[2:3]B[1:2]c[2:3]T2t[1:3:5:6]R2u[11:15]Z3a2 \oplus$ $p2g1f[1-3]b[2:3]B[1:2]c[2:3]T1t13R2u[11:15]Z3a2 \oplus$ $p3g1f3b1B1c[2:3]T1t13R2u[9:13]Z3a2 \oplus$ $p2g1f[1:2]b[2:3]B[1:2]c[1-3]T2t[10-12]R2u[11:15]Z2a2 \oplus$ $p2g1f[1:2]b[2:3]B[1:2]c[1-3]T2t[2:4:11:12]R2u[11:15]Z1a2 \oplus$ $p2g1f[1:2]b[2:3]B[1:2]c[1-3]T2t[2:11]R2u[12:16]Z1a2 \oplus$ $p2g1f3b2B1c1T2[2:4:9:10-12]R2u[11:15]Z1a2 \oplus$ $p2g1f3b2B1c1T2[9:11]R2u[10:14]Z1a2 \oplus$ $p2g1f3b2B1c1T2[2:9:11]R2u[12:16]Z1a2 \oplus$ $p2g1f3b2B1c1T2[10-12]R2u[11:15]Z2a2 \oplus$ $p2g1f3b1B1c1T2t4R[3:4]u[9:13]Z3a2 \oplus$ $p2g1f3b1B1c1T2t4R[3:4]u[9:13]Z3a2 \oplus$ $p2g1f[1-3]f1b[2:3]B[1:2]c[1T2t3R[2-4]u[10:11:14:15]Z3a2 \oplus$ $p2g1f[1-3]b[2:3]B[1:2]c[1T2t3R[3:4]u[10:11:14:15]Z3a2 \oplus$ $p2g1f[1:2]b[2:3]B[1:2]c[1-3]T2t[2:4:7-12]R2u[10:14]Z3a2 \oplus$ $p2g1f[1:2]b[2:3]B[1:2]c[2:3]T1t13R2u[10:14]Z3a2 \oplus$ $p2g1f2b[2:3]B[1:2]c[1T2t6R2u[10:14]Z3a2 \oplus$ $p2g1f[1:2]b[2:3]B[1:2]c[2:3]T2t[1:3:5:6]R2u[10:14]Z3a2 \oplus$ $p2g1f[1:2]b[2:3]B[1:2]c[1-3]T2t[10-12]R2u[10:14]Z2a2 \oplus$ $p2g1f[1:2]b[2:3]B[1:2]c[1-3]T2t[7:8:10:12]R2u[10:14]Z1a2 \oplus$ $p2g1f[1:2]b[2:3]B[1:2]c[1-3]T2t[7:10]R2u[12:16]Z1a2 \oplus$ $p2g1f1b[2:3]B[1:2]c[1T2t6R[2-4]u[12:16]Z3a2 \oplus$ $p2g1f1b[2:3]B[1:2]c[1T2t6R[3:4]u[10:11:14:15]Z3a2 \oplus$	1624					
95	6	$ x_1 \ x_2 \ x_3 \ x_4 \ x_5 \ x_6 \ 0 \ 0 \ x_5 $	$p2g1f[1-3]b[2:3]B[1:2]c[1-3]T2t[2:4:7-12]R2u[10:14]Z3a2 \oplus$ $p2g1f[1:2]b[2:3]B[1:2]c[2:3]T1t13R2u[10:14]Z3a2 \oplus$ $p2g1f2b[2:3]B[1:2]c[1T2t6R2u[10:14]Z3a2 \oplus$ $p2g1f[1:2]b[2:3]B[1:2]c[2:3]T2t[1:3:5:6]R2u[10:14]Z3a2 \oplus$ $p2g1f[1:2]b[2:3]B[1:2]c[1-3]T2t[10-12]R2u[10:14]Z2a2 \oplus$ $p2g1f[1:2]b[2:3]B[1:2]c[1-3]T2t[7:8:10:12]R2u[10:14]Z1a2 \oplus$ $p2g1f[1:2]b[2:3]B[1:2]c[1-3]T2t[7:10]R2u[12:16]Z1a2 \oplus$ $p2g1f1b[2:3]B[1:2]c[1T2t6R[2-4]u[12:16]Z3a2 \oplus$ $p2g1f1b[2:3]B[1:2]c[1T2t6R[3:4]u[10:11:14:15]Z3a2 \oplus$	180					
96	6	$ x_1 \ x_2 \ x_3 \ x_4 \ x_5 \ x_6 \ 0 \ 0 \ x_6 $	$p2g1f1b[2:3]B[1:2]c[1T2t6R[2-4]u[12:16]Z3a2 \oplus$ $p2g1f1b[2:3]B[1:2]c[1T2t6R[3:4]u[10:11:14:15]Z3a2 \oplus$	984					
97	7	$ x_1 \ 0 \ x_3 \ x_4 \ x_5 \ x_6 \ x_7 \ 0 \ x_9 $	$p3g1f[1-3]b1B1c[2:3]T1t13R[2:3]u[1:5]Z3a2 \oplus$ $p3g1f[1-3]b1B1c[2:3]T1t13R4u[1:5]Z3a1[1:2]$ $p3g1f[1-3]b1B1c[2:3]T1t13R4u[17:21]Z3a2 \oplus$ $p3g1f[1-3]b1B1c[2:3]T1t13R4u[17:21]Z3a1 \oplus$ $p3g1f3b1B1c1T1t13R[3:4]u[17:21]Z3a2 \oplus$ $p3g1f3b1B1c1T1t13R4u[17:21]Z3a1 \oplus$ $p3g1f3b1B1c1T1t13R2u[2:6:19:23]Z3a2 \oplus$ $p3g1f[2:3]f[1-3]b1B1c1T1t13R2u[3:7:10:14]Z3a2 \oplus$ $p3g1f3b1B1c1T1t13R2u[4:8:12:16:20:24]Z3a2 \oplus$ $p3g1f3b1B1c1T1t13R2u[11:15:18:22]Z3a2 \oplus$ $p3g1f3b1B1c1T1t13R[3:4]u[9:13]Z3a2 \oplus$ $p3g1f3b1B1c1T1t13R4u[9:13]Z3a1 \oplus$ $p3g1f[2:3]f[1-3]b1B1c1T1t13R[2-4]u[9:13]Z3a2 \oplus$ $p3g1f[2:3]f[1-3]b1B1c1T1t13R4u[9:13]Z3a1 \oplus$ and all other para and ortho	48					
98	7	$ x_1 \ x_2 \ x_3 \ 0 \ x_5 \ x_6 \ 0 \ x_8 \ x_9 $	$p3g1f[2:3]f[1-3]b1B1c1T1t13R2u[11:15:18:22]Z3a2 \oplus$ $p3g1f3b1B1c1T1t13R2u[11:15:18:22]Z3a1 \oplus$ $p3g1f3b1B1c1T1t13R2u[11:15:18:22]Z3a2 \oplus$ $p3g1f3b1B1c1T1t13R[3:4]u[9:13]Z3a2 \oplus$ $p3g1f3b1B1c1T1t13R4u[9:13]Z3a1 \oplus$ $p3g1f[2:3]f[1-3]b1B1c1T1t13R[2-4]u[9:13]Z3a2 \oplus$ $p3g1f[2:3]f[1-3]b1B1c1T1t13R4u[9:13]Z3a1 \oplus$	156					
99	7	$ x_1 \ x_2 \ x_3 \ 0 \ x_5 \ x_6 \ x_7 \ x_8 \ x_1 $	$p3g1f3b1B1c1T1t13R2u[2:6:19:23]Z3a2 \oplus$ $p3g1f[2:3]f[1-3]b1B1c1T1t13R2u[3:7:10:14]Z3a2 \oplus$	4					
100	7	$ x_1 \ x_2 \ x_3 \ x_4 \ x_5 \ 0 \ -x_3 \ x_8 \ x_9 $	$p3g1f3b1B1c1T1t13R2u[4:8:12:16:20:24]Z3a2 \oplus$ $p3g1f3b1B1c1T1t13R2u[11:15:18:22]Z3a2 \oplus$	24					
101	7	$ x_1 \ x_2 \ x_3 \ x_4 \ x_5 \ x_6 \ -x_3 \ x_8 \ x_1 $	$p3g1f3b1B1c1T1t13R2u[11:15:18:22]Z3a2 \oplus$ $p3g1f3b1B1c1T1t13R[3:4]u[9:13]Z3a2 \oplus$	6					
102	7	$ x_1 \ x_2 \ x_3 \ x_4 \ x_5 \ x_6 \ 0 \ -x_6 \ x_9 $	$p3g1f3b1B1c1T1t13R2u[11:15:18:22]Z3a2 \oplus$ $p3g1f3b1B1c1T1t13R4u[9:13]Z3a1 \oplus$	8					
103	7	$ x_1 \ x_2 \ x_3 \ x_4 \ x_5 \ x_6 \ 0 \ 0 \ x_9 $	$p3g1f3b1B1c1T1t13R2u[11:15:18:22]Z3a2 \oplus$ $p3g1f3b1B1c1T1t13R4u[9:13]Z3a1 \oplus$ $p3g1f[2:3]f[1-3]b1B1c1T1t13R[2-4]u[9:13]Z3a2 \oplus$ $p3g1f[2:3]f[1-3]b1B1c1T1t13R4u[9:13]Z3a1 \oplus$ all the other perspective cases	10318					
104	8	$ x_1 \ x_2 \ x_3 \ x_4 \ x_5 \ x_6 \ -x_3 \ x_8 \ x_9 $	$p3g1f2b1B1c1T1t13R3u10Z3a2 \oplus$ $p3g1f[1-3]f[1-3]s1b1B1c1[2:3]T1t13r1U1R2$ $u[11:15:18:22]Z3W3D3a2 \oplus$	48					
105	8	$ x_1 \ x_2 \ x_3 \ x_4 \ x_5 \ x_6 \ 0 \ x_8 \ x_9 $	$p3g1f[2:3]f[1-3]s1b1B1c1T1t13r1U1R2u[11:15:18:22]Z3W3D3a2 \oplus$ $p3g1f[2:3]b1B1c1T1t13R3u[11:15:18:22]Z3a2 \oplus$ $p3g1f[2:3]b1B1c1T1t13R4u[11:15:18:22]Z3a1[1:2]$ $p3g1f[1-3]b1B1c1T1t13R2u[3:7:10:14]Z3a2 \oplus$	88					
106	8	$ x_1 \ x_2 \ x_3 \ x_4 \ x_5 \ x_6 \ x_3 \ x_8 \ x_9 $	$p3g1f[2:3]b1B1c1T1t13R3u[11:15:18:22]Z3a2 \oplus$ $p3g1f[2:3]b1B1c1T1t13R4u[11:15:18:22]Z3a1[1:2]$ $p3g1f[1-3]b1B1c1T1t13R2u[3:7:10:14]Z3a2 \oplus$	24					
107	8	$ x_1 \ x_2 \ x_3 \ x_4 \ x_5 \ x_6 \ x_7 \ 0 \ x_9 $	$p3g1f[1-3]b1B1c1[2:3]T1t13R2u[3:7:10:14]Z3a2 \oplus$	24					
108	9	$ x_1 \ x_2 \ x_3 \ x_4 \ x_5 \ x_6 \ x_7 \ x_8 \ x_9 $	all the other perspective cases	3630					

APPENDIX B

Table of particular forms of fundamental matrices

Please note that, as it is for the previous table, the number of parameters \mathbf{p} does not take into account that the fundamental matrix is defined up to a scale factor and that its determinant is null. This is done is the numerical implementation.

TABLE

Particular forms of fundamental matrices

#	p	simplified form of fundamental matrices	for example generated by:	n
1	1	$ 0 \ 0 \ 0 \ 0 \ 0 \ 0 \ x_6 \ 0 \ -x_6 $	gflfsc1t1R1u24Z3a2	24
2	1	$ 0 \ 0 \ x_3 \ 0 \ 0 \ 0 \ x_6 \ -x_3 \ 0 $	gflfsc1t5R1u24Z3a2	4
3	1	$ 0 \ x_2 \ 0 \ -x_2 \ 0 \ 0 \ 0 \ 0 \ 0 $	gflfsc1t9R1u24Z3a2	5
4	2	$ 0 \ 0 \ 0 \ 0 \ 0 \ 0 \ x_6 \ 0 \ -x_6 \ x_9 $	gflfsc1t3t1R1u24Z3a2	12
5	2	$ 0 \ 0 \ 0 \ 0 \ 0 \ 0 \ x_6 \ 0 \ -x_6 \ 0 $	gflfsc1t1R1u24Z3a2	6
6	2	$ 0 \ 0 \ 0 \ 0 \ 0 \ 0 \ x_6 \ x_7 \ -x_6 \ 0 $	gflfsc1t1R2u13Z2a2	16
7	2	$ 0 \ 0 \ 0 \ 0 \ 0 \ x_5 \ x_6 \ 0 \ -x_6 \ x_5 $	gflfsc1t1R2u17Z1a2	396
8	2	$ 0 \ 0 \ 0 \ x_4 \ 0 \ 0 \ x_6 \ 0 \ -x_6 \ 0 $	gflfsc1t1R2u17Z2a2	16
9	2	$ 0 \ 0 \ 0 \ 0 \ 0 \ 0 \ -x_3 \ 0 \ x_9 $	gflfsc1t3t5R1u24Z3a2	2
10	2	$ 0 \ 0 \ x_3 \ 0 \ 0 \ 0 \ -x_3 \ x_8 \ 0 $	gflfsc1t5R1u24Z3a2	8
11	2	$ 0 \ 0 \ x_3 \ 0 \ 0 \ 0 \ x_7 \ 0 \ 0 $	gflfsc1t5R1u24Z3a2	4
12	2	$ 0 \ 0 \ x_3 \ 0 \ 0 \ x_6 \ -x_3 \ -x_6 \ 0 $	gflfsc1t3R1u24Z3a2	17
13	2	$ 0 \ x_2 \ 0 \ -x_2 \ 0 \ x_6 \ 0 \ -x_6 \ 0 $	gflfsc1t11R1u24Z3a2	8
14	2	$ 0 \ x_2 \ 0 \ -x_2 \ 0 \ x_6 \ 0 \ 0 \ 0 $	gflfsc1t9R2u17Z2a2	24
15	2	$ 0 \ x_2 \ 0 \ -x_2 \ x_5 \ 0 \ 0 \ 0 \ 0 $	g2f3sc1t9R1u24Z3a2	4
16	2	$ 0 \ x_2 \ 0 \ -x_2 \ 0 \ 0 \ 0 \ 0 \ 0 $	gflfsc1t9R1u24Z3a2	3
17	2	$ 0 \ x_2 \ x_3 \ -x_2 \ 0 \ 0 \ -x_3 \ 0 \ 0 $	gflfsc1t10R1u24Z3a2	4
18	2	$ 0 \ x_2 \ x_3 \ -x_2 \ 0 \ 0 \ 0 \ 0 \ 0 $	gflfsc1t9R2u17Z2a2	12
19	2	$ 0 \ x_2 \ x_3 \ 0 \ 0 \ 0 \ -x_3 \ 0 \ 0 $	gflfsc1t5R2u17Z2a2	8

followed on next page

										from previous page		
20	2	x_1	0	x_3	0	0	0	$-x_3$	0	x_1	gffisc1t5R2u1Z1a2	66
21	2	x_1	x_2	0	$-x_2$	x_1	0	0	0	0	gffisc1t10R2u11Z1a2	198
22	3	0	0	0	0	0	x_6	0	x_8	x_9	gffisc1t2t1R1u24Z3a2	12
23	3	0	0	0	0	0	x_6	0	$-x_6$	x_9	gffisc1t2t1R2u13Z2a2	32
24	3	0	0	0	0	0	x_6	x_7	x_8	0	gffisc1t1R3u13Z2a2	200
25	3	0	0	0	0	x_5	x_6	0	$-x_6$	x_9	gffisc1t1R2u17Z1a2	396
26	3	0	0	0	0	x_5	x_6	x_7	$-x_6$	x_5	gffisc1t1R2u11Z2a2	16
27	3	0	0	0	x_4	0	x_6	0	x_8	0	gffisc1t1R3u1Z2a2	56
28	3	0	0	0	x_4	0	x_6	x_7	$-x_6$	0	gffisc1t1R2u10Z2a2	32
29	3	0	0	0	x_4	x_5	x_6	0	$-x_6$	0	g2fisc1t1R2u1Z2a2	32
30	3	0	0	0	x_4	x_5	x_6	0	$-x_6$	x_5	gffisc1t1R2u19Z2a2	16
31	3	0	0	x_3	0	0	0	$-x_3$	x_8	x_9	gffisc1t2t5R2u13Z2a2	16
32	3	0	0	x_3	0	0	0	x_7	0	x_9	gffisc1t2t5R2u14Z3a2	8
33	3	0	0	x_3	0	0	0	x_7	x_8	0	gffisc1t5R3u13Z2a2	64
34	3	0	0	x_3	0	0	x_6	$-x_3$	$-x_6$	x_9	gffisc1t3t3R1u24Z3a2	13
35	3	0	0	x_3	0	0	x_6	$-x_3$	x_8	0	g2fisc1t5R2u13Z2a2	22
36	3	0	0	x_3	0	0	x_6	x_7	$-x_6$	0	gffisc1t2t1R1u24Z3a2	4
37	3	0	x_2	0	$-x_2$	0	x_6	0	x_8	0	gffisc1t11R1u24Z3a2	2
38	3	0	x_2	0	$-x_2$	x_5	x_6	0	$-x_6$	0	g3fisc1t11R1u24Z3a2	4
39	3	0	x_2	0	$-x_2$	x_5	x_6	0	0	0	g2fisc1t10R2u1Z2a2	12
40	3	0	x_2	0	x_4	0	x_6	0	$-x_6$	0	gffisc1t2t1R1u24Z3a2	4
41	3	0	x_2	0	x_4	0	x_6	0	0	0	gffisc1t10R3u1Z2a2	60
42	3	0	x_2	0	x_4	x_5	0	0	0	0	g2fisc1t2t1R1u24Z3a2	6
43	3	0	x_2	x_3	$-x_2$	0	0	x_7	0	0	gffisc1t10R1u24Z3a2	2
44	3	0	x_2	x_3	$-x_2$	0	x_6	$-x_3$	$-x_6$	0	gffisc1t12R1u24Z3a2	40
45	3	0	x_2	x_3	$-x_2$	0	x_6	0	0	0	gffisc1t10R2u19Z2a2	60
46	3	0	x_2	x_3	0	0	0	$-x_3$	x_8	0	gffisc1t5R2u11Z2a2	16
47	3	0	x_2	x_3	0	0	0	$-x_3$	x_8	0	gffisc1t5R3u17Z2a2	64
48	3	0	x_2	x_3	x_4	0	0	0	0	0	gffisc1t10R3u17Z2a2	60
49	3	0	x_2	x_3	x_4	0	0	$-x_3$	0	x_9	gffisc1t5R2u1Z1a2	66
50	3	x_1	0	x_3	0	0	0	$-x_3$	x_8	x_1	gffisc1t5R2u10Z2a2	8
51	3	x_1	x_2	0	$-x_2$	x_1	x_6	0	0	0	gffisc1t10R2u10Z2a2	24
52	3	x_1	x_2	x_3	$-x_2$	x_1	0	0	0	0	gffisc1t10R2u11Z2a2	24
53	3	x_1	x_2	x_3	0	0	0	$-x_3$	0	x_1	gffisc1t5R2u19Z2a2	8
54	4	0	0	0	0	0	x_6	x_7	x_8	x_9	gffisc1t2t1R3u13Z2a2	400
55	4	0	0	0	0	x_5	x_6	0	x_8	x_9	gffisc1t2t1R2u17Z1a2	2772
56	4	0	0	0	0	x_5	x_6	x_7	$-x_6$	x_9	gffisc1t2t1R2u11Z2a2	16
57	4	0	0	0	0	x_5	x_6	x_7	x_8	x_5	g2fisc1t1R2u11Z2a2	32
58	4	0	0	0	x_4	0	x_6	x_7	x_8	0	gffisc1t1R2u10Z2a2	16
59	4	0	0	0	x_4	x_5	x_6	0	$-x_6$	x_9	gffisc1t1R2u19Z2a2	80
60	4	0	0	0	x_4	x_5	x_6	0	x_8	0	g2fisc1t1R3u1Z2a2	112
61	4	0	0	0	x_4	x_5	x_6	x_7	$-x_6$	x_5	gffisc1t1R2u12Z2a2	24
62	4	0	0	x_3	0	0	0	x_7	x_8	x_9	gffisc1t2t5R3u13Z2a2	128
63	4	0	0	x_3	0	0	x_6	$-x_3$	x_8	x_9	gffisc1t2t5R2u13Z2a2	44
64	4	0	0	x_3	0	0	x_6	x_7	$-x_6$	x_9	gffisc1t2t3R1u24Z3a2	8
65	4	0	0	x_3	0	0	x_6	x_7	$-x_6$	x_9	gffisc1t3R2u13Z2a2	588
66	4	0	x_2	0	$-x_2$	x_5	x_6	0	x_8	0	g2fisc1t11R1u24Z3a2	4
67	4	0	x_2	0	x_4	0	x_6	0	x_8	0	gffisc1t11R2u1Z2a2	146
68	4	0	x_2	0	x_4	x_5	x_6	0	$-x_6$	0	g2fisc1t11R1u24Z3a2	8
69	4	0	x_2	0	x_4	x_5	x_6	0	0	0	g2fisc1t10R3u1Z2a2	120
70	4	0	x_2	x_3	$-x_2$	0	x_6	$-x_3$	$-x_6$	x_9	gffisc1t2t1R1u24Z3a2	9
71	4	0	x_2	x_3	$-x_2$	x_5	x_6	0	$-x_6$	x_5	gffisc1t11R2u17Z2a2	8
72	4	0	x_2	x_3	$-x_2$	x_5	x_6	0	0	0	g2fisc1t10R2u17Z2a2	36
73	4	0	x_2	x_3	0	0	0	x_7	x_8	0	gffisc1t5R2u11Z2a2	32
74	4	0	x_2	x_3	0	x_5	x_6	$-x_3$	$-x_6$	0	g2fisc1t5R2u17Z2a2	12
75	4	0	x_2	x_3	0	x_5	x_6	$-x_3$	$-x_6$	x_5	gffisc1t3R2u17Z2a2	8
76	4	0	x_2	x_3	x_4	0	0	x_7	0	0	gffisc1t10R2u17Z2a2	150
77	4	0	x_2	x_3	x_4	0	x_6	0	0	0	gffisc1t10R2u19Z2a2	24
78	4	x_1	0	x_3	0	0	0	$-x_3$	x_8	x_9	gffisc1t5R2u10Z2a2	8
79	4	x_1	0	x_3	0	0	0	x_7	0	x_9	gffisc1t2t5R2u1Z1a2	1056
80	4	x_1	0	x_3	x_4	0	x_6	$-x_3$	$-x_6$	x_1	gffisc1t3R2u1Z2a2	8
81	4	x_1	x_2	0	$-x_2$	x_1	x_6	$-x_6$	0	0	gffisc1t11R2u13Z2a2	16
82	4	x_1	x_2	0	$-x_2$	x_5	0	0	0	0	gffisc1t10R2u11Z1a2	990
83	4	x_1	x_2	x_3	$-x_2$	0	x_6	$-x_3$	0	x_1	gffisc1t10R2u1Z2a2	8
84	4	x_1	x_2	x_3	$-x_2$	x_1	0	$-x_3$	x_8	0	gffisc1t10R2u13Z2a2	16
85	4	x_1	x_2	x_3	$-x_2$	x_1	x_6	0	0	0	gffisc1t10R2u12Z2a2	36
86	4	x_1	x_2	x_3	0	0	0	$-x_3$	0	x_9	gffisc1t5R2u19Z2a2	8
87	4	x_1	x_2	x_3	0	0	0	$-x_3$	x_8	x_1	gffisc1t5R2u12Z2a2	12
88	5	0	0	0	0	0	x_6	x_7	x_8	x_9	gffisc1t2t1R2u11Z2a2	368
89	5	0	0	0	x_4	0	x_6	x_7	x_8	x_9	gffisc1t2t1R2u10Z2a2	240
90	5	0	0	0	x_4	x_5	x_6	0	x_8	x_9	gffisc1t1R2u19Z2a2	48
91	5	0	0	0	x_4	x_5	x_6	x_7	$-x_6$	x_9	gffisc1t1R2u12Z2a2	24
92	5	0	0	0	x_4	x_5	x_6	x_7	x_8	$-x_5$	gffisc1t1R3u10Z2a2	32
93	5	0	0	0	x_4	x_5	x_6	x_7	x_8	0	g2fisc1t1R2u10Z2a2	96
94	5	0	0	0	x_4	x_5	x_6	x_7	x_8	0	gffisc1t1R3u11Z2a2	64
95	5	0	0	0	x_4	x_5	x_6	x_7	x_8	x_5	gffisc1t2t3R2u13Z2a2	1176
96	5	0	x_2	0	x_4	0	x_6	0	x_8	x_9	g2fisc1t11R2u1Z2a2	292
97	5	0	x_2	x_3	$-x_2$	0	x_6	$-x_3$	x_8	x_9	gffisc1t2t9R2u1Z2a2	26
98	5	0	x_2	x_3	$-x_2$	0	x_6	x_7	$-x_6$	x_9	gffisc1t2t9R2u17Z2a2	14
99	5	0	x_2	x_3	$-x_2$	0	x_6	x_7	$-x_6$	0	gffisc1t12R1u24Z3a2	3
100	5	0	x_2	x_3	$-x_2$	x_5	x_6	$-x_3$	x_8	0	g3fisc1t10R1u24Z3a2	10
101	5	0	x_2	x_3	$-x_2$	x_5	x_6	0	$-x_6$	x_9	gffisc1t11R2u17Z2a2	8
102	5	0	x_2	x_3	$-x_2$	x_5	x_6	0	x_8	x_5	g2fisc1t11R2u17Z2a2	12
103	5	0	x_2	x_3	0	0	0	x_7	x_8	x_9	gffisc1t2t5R2u11Z2a2	240
104	5	0	x_2	x_3	0	x_5	x_6	$-x_3$	$-x_6$	x_9	gffisc1t3R2u17Z2a2	32
105	5	0	x_2	x_3	0	x_5	x_6	$-x_3$	$-x_6$	x_5	g2fisc1t5R2u11Z2a2	36
106	5	0	x_2	x_3	0	x_5	x_6	$-x_3$	x_8	0	gffisc1t3R3u17Z2a2	40
107	5	0	x_2	x_3	x_4	0	x_6	x_7	$-x_6$	x_5	gffisc1t12R1u24Z3a2	6
108	5	0	x_2	x_3	x_4	x_5	x_6	0	$-x_6$	x_5	gffisc1t11R3u17Z2a2	40
109	5	0	x_2	x_3	x_4	x_5	x_6	0	0	0	g2fisc1t10R3u17Z2a2	168
110	5	x_1	0	x_3	0	0	0	x_7	x_8	x_9	gffisc1t2t5R2u10Z2a2	128
111	5	x_1	0	x_3	x_4	0	x_6	$-x_3$	$-x_6$	x_9	gffisc1t3R2u1Z2a2	8
112	5	x_1	0	x_3	x_4	0	x_6	$-x_3$	x_8	x_1	gffisc1t3R3u1Z2a2	16
113	5	x_1	x_2	0	$-x_2$	x_1	x_6	$-x_3$	x_8	0	gffisc1t11R3u13Z2a2	56
114	5	x_1	x_2	0	$-x_2$	x_5	x_6	0	0	0	gffisc1t2t9R2u10Z2a2	120
115	5	x_1	x_2	x_3	$-$							

										from previous page		
118	5	x_1	x_2	x_3	0	0	0	x_7	0	x_9	gfls2c1t5R2u19Z2a2	32
119	5	x_1	x_2	x_3	0	0	0	x_7	x_8	$-x_1$	gfls1c1t5R3u11Z2a2	16
120	5	x_1	x_2	x_3	0	0	0	x_7	x_8	x_1	gfls1c1t5R3u10Z2a2	32
121	5	x_1	x_2	x_3	x_2	x_5	x_6	$-x_3$	$-x_6$	x_1	g2fls1c1t5R2u1Z1a2	70
122	5	x_1	x_2	x_3	x_4	$-x_1$	x_6	0	0	0	gfls1c1t9R3u19Z2a2	48
123	5	x_1	x_2	x_3	x_4	0	x_6	$-x_3$	0	x_1	g2fls1c1t10R3u1Z2a2	16
124	5	x_1	x_2	x_3	x_4	x_1	x_6	0	0	0	gfls1c1t9R3u10Z2a2	96
125	5	x_1	x_2	x_3	x_4	x_5	0	0	0	0	gfls2c1t9R2u11Z2a2	24
126	6	0	0	x_4	x_5	x_6	x_7	x_8	x_9		gfls1c1t1R3u12Z2a2	5160
127	6	0	x_2	x_3	$-x_2$	0	x_6	x_7	x_8	x_9	gfls1c2t9R2u19Z2a2	199
128	6	0	x_2	x_3	$-x_2$	x_5	x_6	$-x_3$	x_8	x_9	g2fls1c2t11R1u24Z3a2	34
129	6	0	x_2	x_3	$-x_2$	x_5	x_6	0	x_8	x_9	gfls3c1t11R2u17Z2a2	44
130	6	0	x_2	x_3	$-x_2$	x_5	x_6	x_7	x_8	0	g2fls3c1t10R1u24Z3a2	10
131	6	0	x_2	x_3	0	x_5	x_6	$-x_3$	x_8	x_9	g3fls1c1t3R2u17Z2a2	8
132	6	0	x_2	x_3	0	x_5	x_6	x_7	$-x_6$	x_9	gfls2c1t3R3u17Z2a2	40
133	6	0	x_2	x_3	0	x_5	x_6	x_7	x_8	0	g2fls1c1t3R3u17Z2a2	192
134	6	0	x_2	x_3	0	x_5	x_6	x_7	x_8	x_5	gfls1c1t3R2u11Z2a2	32
135	6	0	x_2	x_3	x_4	0	x_6	x_7	x_8	0	gfls3c2c1t12R1u24Z3a2	3
136	6	0	x_2	x_3	x_4	x_5	x_6	0	$-x_6$	x_9	gfls2c1t11R3u17Z2a2	40
137	6	0	x_2	x_3	x_4	x_5	x_6	0	x_8	x_5	gfls1c1t12R2u19Z2a2	32
138	6	0	x_2	x_3	x_4	x_5	x_6	x_7	$-x_6$	x_5	gfls1c1t2R2u17Z2a2	84
139	6	x_1	0	x_3	x_4	0	x_6	$-x_3$	x_8	x_9	gfls2c1t3R3u1Z2a2	16
140	6	x_1	0	x_3	x_4	0	x_6	x_7	$-x_6$	x_9	gfls1c2c1t3R2u1Z2a2	16
141	6	x_1	0	x_3	x_4	0	x_6	x_7	$-x_6$	x_9	gfls2c1t6R2u5Z3a2	16
142	6	x_1	x_2	0	x_4	x_1	x_6	x_7	x_8	0	gfls1c1t11R2u10Z2a2	48
143	6	x_1	x_2	0	x_4	x_5	x_6	x_7	$-x_6$	0	gfls2c1t11R2u13Z2a2	16
144	6	x_1	x_2	x_3	$-x_2$	0	x_6	x_7	0	x_9	gfls3c1c1t10R2u1Z2a2	8
145	6	x_1	x_2	x_3	$-x_2$	x_1	x_6	x_7	x_8	0	gfls1c1t12R2u13Z2a2	126
146	6	x_1	x_2	x_3	$-x_2$	x_5	x_6	$-x_3$	x_6	x_9	gfls1c1t10R2u10Z1a2	144
147	6	x_1	x_2	x_3	$-x_2$	x_5	x_6	x_3	$-x_6$	x_9	gfls1c1t11R2u11Z1a2	144
148	6	x_1	x_2	x_3	0	0	0	x_7	x_8	x_9	gfls1c1t5R3u13Z2a2	1536
149	6	x_1	x_2	x_3	x_2	x_5	x_6	$-x_3$	$-x_6$	x_9	gfls1c1t3R2u19Z1a2	12
150	6	x_1	x_2	x_3	x_2	x_5	x_6	$-x_3$	x_8	x_1	g2fls1c1t5R2u10Z2a2	12
151	6	x_1	x_2	x_3	x_4	0	x_6	$-x_3$	0	x_9	gfls2c1t10R3u1Z2a2	16
152	6	x_1	x_2	x_3	x_4	0	x_6	$-x_3$	x_8	x_1	gfls1c1t12R2u1Z2a2	42
153	6	x_1	x_2	x_3	x_4	0	x_6	$-x_3$	x_8	x_1	gfls1c1t10R2u19Z2a2	16
154	6	x_1	x_2	x_3	x_4	0	x_6	x_7	0	x_1	gfls1c1t10R2u11Z2a2	48
155	6	x_1	x_2	x_3	x_4	x_1	0	x_7	x_8	0	g2fls1c1t3R2u1Z2a2	24
156	6	x_1	x_2	x_3	x_4	x_5	x_6	$-x_3$	$-x_6$	x_1	gfls1c1t9R3u13Z2a2	1428
157	7	x_1	x_2	x_3	$-x_2$	x_5	x_6	x_7	x_8	x_9	gfls1c2t11R2u17Z2a2	270
158	7	0	x_2	x_3	0	x_5	x_6	x_7	x_8	x_9	gfls1c2t3R2u11Z2a2	2480
159	7	0	x_2	x_3	x_4	0	x_6	x_7	x_8	x_9	gfls1c2t10R2u17Z2a2	912
160	7	0	x_2	x_3	x_4	x_5	x_6	0	x_8	x_9	gfls2c1t11R2u19Z2a2	536
161	7	0	x_2	x_3	x_4	x_5	x_6	x_7	$-x_6$	x_9	gfls2c1t12R2u17Z2a2	84
162	7	0	x_2	x_3	x_4	x_5	x_6	x_7	x_8	0	g2fls1c1t10R2u17Z2a2	318
163	7	x_1	0	x_3	x_4	0	x_6	x_7	x_8	x_9	gfls1c2t3R2u10Z2a2	640
164	7	x_1	0	x_3	x_4	0	x_6	x_7	x_8	0	gfls2c1t11R2u10Z2a2	584
165	7	x_1	x_2	x_3	$-x_2$	0	x_6	x_7	x_8	x_9	gfls1c2t10R2u11Z1a2	48
166	7	x_1	x_2	x_3	$-x_2$	x_1	x_6	x_7	x_8	x_9	gfls1c1t10R2u10Z2a2	1104
167	7	x_1	x_2	x_3	$-x_2$	x_5	x_6	$-x_3$	x_8	x_9	g2fls1c1t11R2u11Z2a2	32
168	7	x_1	x_2	x_3	$-x_2$	x_5	x_6	x_7	$-x_6$	x_9	g2fls1c1t5R2u10Z2a2	12
169	7	x_1	x_2	x_3	x_2	x_5	x_6	$-x_3$	x_8	x_9	gfls2c1t12R2u1Z2a2	42
170	7	x_1	x_2	x_3	x_4	0	x_6	$-x_3$	x_8	x_9	gfls2c1t10R2u19Z2a2	168
171	7	x_1	x_2	x_3	x_4	0	x_6	x_7	0	x_9	gfls2c1t10R2u11Z2a2	120
172	7	x_1	x_2	x_3	x_4	x_5	0	x_7	x_8	0	gfls1c1t3R2u19Z2a2	104
173	7	x_1	x_2	x_3	x_4	x_5	x_6	$-x_3$	$-x_6$	x_9	g2fls1c1t10R2u13Z2a2	32
174	7	x_1	x_2	x_3	x_4	x_5	x_6	$-x_3$	x_8	0	g2fls1c1t10R2u1Z2a2	262
175	7	x_1	x_2	x_3	x_4	x_5	x_6	$-x_3$	x_8	x_1	gfls1c2t11R2u19Z2a2	5220
176	8	0	x_2	x_3	x_4	x_5	x_6	x_7	x_8	x_9	gfls1c2t10R2u10Z1a2	1232
177	8	x_1	x_2	x_3	$-x_2$	x_5	x_6	x_7	x_8	x_9	gfls1c2t3R2u19Z1a2	1564
178	8	x_1	x_2	x_3	x_2	x_5	x_6	x_7	x_8	x_9	gfls1c2t9R3u19Z2a2	96
179	8	x_1	x_2	x_3	x_4	$-x_1$	x_6	x_7	x_8	x_9	gfls1c2t10R2u19Z2a2	1104
180	8	x_1	x_2	x_3	x_4	0	x_6	x_7	x_8	x_9	gfls1c2t10R2u11Z2a2	384
181	8	x_1	x_2	x_3	x_4	x_1	x_6	x_7	x_8	x_9	g2fls1c1t10R2u10Z1a2	774
182	8	x_1	x_2	x_3	x_4	x_5	x_6	$-x_3$	x_8	x_9	g2fls1c1t11R2u11Z1a2	288
183	8	x_1	x_2	x_3	x_4	x_5	x_6	x_3	x_8	x_9	gfls2c1t11R2u11Z1a2	352
184	8	x_1	x_2	x_3	x_4	x_5	x_6	x_7	$-x_6$	x_9	gfls2c1t10R2u10Z1a2	144
185	8	x_1	x_2	x_3	x_4	x_5	x_6	x_7	x_6	x_9	g2fls1c1t5R3u11Z2a2	32
186	8	x_1	x_2	x_3	x_4	x_5	x_6	x_7	x_8	$-x_1$	gfls2c1t12R2u13Z2a2	1078
187	8	x_1	x_2	x_3	x_4	x_5	x_6	x_7	x_8	0	g2fls1c1t10R2u19Z2a2	128
188	8	x_1	x_2	x_3	x_4	x_5	x_6	x_7	x_8	x_1		

APPENDIX C

Details on the computations of paragraphs 3.4 and 3.5.

Here we denote by \oplus the “AND” symbol and by brackets $[]$ an interval (unix-like notation). For example, $p1g[1-2] \oplus p2g3$ represents the set of the 3 cases: $p1g1$, $p1g2$ and $p2g3$.

Considering the simplification rules given in paragraph 3.4, there only remains, from the intrinsic part : $p1g1f[1-3]s2b1B1c[1-3] \oplus p2g1f[1-3]s2b[1-3]B[1-3]c[1-3] \oplus p3g[1-3]f[1-3]s2b1B1c[1-3]$

that is 117 cases. And from the extrinsic parameters part :

$$\begin{aligned} & R1r1a2u1W3T1t1D3Z3 \oplus R1r1a2u1W3T2t[1-12]D[1-3]Z3 \oplus R[2-3]r1a2u[1-24]W[1-3]T1t1D3Z3 \oplus \\ & R[2-3]r1a2u[1-24]W[1-3]T2t[1-12]D[1-3]Z[1-3] \oplus R4r1a[1-2]u[1-24]W[1-3]T1t1D3Z3 \oplus \\ & R4r1a1u[1-24]W[1-3]T2t[4;8;12]D2Z[1-3] \oplus R4r1a2u[1-24]W[1-3]T2t[1-12]D[1;3]Z[1-3] \end{aligned}$$

that is 21709 cases, leading to a total of 2539953 particular cases. This is approximately 100 times less than previously determined.

Continuing on paragraph 3.5, the homographic relation cases are :

$$\begin{aligned} & p1g1f[1-3]s1b1B1c[1-3].MVTortho \\ & p2g1f[1-3]s1b[2-3]B[1-2]c[1-3].MVTpara \\ & p3g[1-3]f[1-3]s1b1B1c[1-3].MVTpersp \end{aligned}$$

where :

$$\begin{aligned} MVTpersp = & R1r1a2u1W3T1t1D3Z3 \\ & R[2-3]r1a2u[1-24]W3T1t1D3Z3 \\ & R4r1a[1-2]u[1-24]W3T1t1D3Z3 \\ \\ MVTpara = & R[2-3]r1a2u[10-12;14-16]W2T1t1D2Z3 \\ & R[2-3]r1a2u[10-12;14-16]W2T2t[10-12]D2Z2 \\ & R[2-3]r1a2u[10-12;14-16]W2T2t[1-12]D2Z[1;3] \\ & R4r1a[1-2]u[10-12;14-16]W2T1t1D2Z3 \\ & R4r1a1u[10-12;14-16]W2T2t[10-12]D2Z2 \\ & R4r1a2u[10-12;14-16]W2T2t[1-12]D2Z[1;3] \end{aligned}$$

MVTortho = R1r1a2u1W3T1t1D3Z3
R1r1a2u1W3T2t[1;3;5;7]D3Z3
R[2-3]r1a2u[9;13]W3T1t1D3Z3
R[2-3]r1a2u[9;13]W3T2t[1;3;5;7]D3Z3
R4r1a[1-2]u[9;13]W3T1t1D3Z3
R4r1a1u[9;13]W3T2t12D3Z3
R4r1a2u[9;13]W3T2t[1;3;5;7]D3Z3

that is 351 cases of orthographic homographic relations, 18360 cases of para-perspective homographic relations and 2619 cases of perspective homographic relations, leading to a total 21330 cases of homographic relations.but

We will not study para-perspective and orthographic projection for fundamental matrices since the domain of validity of such projection approximations is included in conditions of existence of homographic relation. In the case of perspective projection, (p3): $\mathbf{t} \neq \mathbf{0}$ thus $u_0 = \pm 1$ or $u_1 = \pm 1$.

As previously determined :

MVTpersp = R1r1a2u1W3T2t[1-12]D3Z3
R[2-3]r1a2u[1-24]W3T2t[1-12]D3Z[1-3]
R4r1a1u[1-24]W3T2t[4;8;12]D3Z2
R4r1a2u[1-24]W3T2t[1-12]D3Z[1-3]

inducing 72252 cases of fundamental relations.

REFERENCES

1. Hirotugu Akaike. Use of an information theoretic quantity for statistical model identification. In 5th Hawai Int. Conf. System Sciences, pages 249–250, 1972.
2. J.Y. Aloimonos. Perspective approximations. Image and Vision Computing, 8(3):179–192, August 1990.

D R A F T April 23, 2001, 5:10pm D R A F T

3. Martin Armstrong, Andrew Zisserman, and Paul Beardsley. Euclidean structure from uncalibrated images. In Edwin Hancock, editor, Proceedings of the 5th British Machine Vision Conference, pages 508–518, York, UK, September 1994. BMVA Press.
4. P. Brand, R. Mohr, and P. Bobet. Distorsions optiques : correction dans un modèle projectif. Technical Report 1933, LIFIA–INRIA Rhône-Alpes, 1993.
5. L. de Agapito, E. Hayman, and I. L. Reid. Self-calibration of a rotating camera with varying intrinsic parameters. In British Machine Vision Conference, Southampton, UK, September 1998. BMVA Press.
6. D. Dementhon and L. S. Davis. Exact and approximate solutions to the three-point perspective problem. Technical Report CAR-TR-471, Computer Vision Laboratory, University of Maryland, 1989.
7. Frédéric Devernay and Olivier Faugeras. Automatic calibration and removal of distortion from scenes of structured environments. In Leonid I. Rudin and Simon K. Bramble, editors, Investigative and Trial Image Processing, volume 2567 of Proc. SPIE, San Diego, CA, July 1995. SPIE.
8. Reyes Enciso and Thierry Vieville. Experimental self-calibration from four views. In Carlo Braccini-etal, editor, 8th International Conference Image Analysis and Processing (ICIAP'95), volume 974 of Lecture Notes in Computer Science, pages 307–312, San remo, Italy, September 1995. Springer.
9. O. Faugeras. Three-Dimensional Computer Vision: a Geometric Viewpoint. MIT Press, 1993.
10. Richard Hartley. Self-calibration from multiple views with a rotating camera. In J-O. Eklundh, editor, Proceedings of the 3rd European Conference on Computer Vision, volume 800-801 of Lecture Notes in Computer Science, pages 471–478, Stockholm, Sweden, May 1994. Springer-Verlag.
11. Radu Horaud, Fadi Dornaika, Bart Lamiroy, and Stéphane Christy. Object pose: The link between weak perspective, paraperspective, and full perspective. The International Journal of Computer Vision, 22(2), 97.

12. Diane Lingrand. Analyse Adaptative du Mouvement dans des Séquences Monoculaires non Calibrées. PhD thesis, Université de Nice - Sophia Antipolis, INRIA, Sophia Antipolis, France, July 1999.
13. Diane Lingrand. Particular forms of homography matrices. In Proceedings of the 11th British Machine Vision Conference, volume 2, pages 596–605, The University of Bristol, September 2000. British Machine Vision Association, BMVA Press.
14. Diane Lingrand. Using particular forms of fundamental matrices. In James M. Ferryman and Anthony D. Worrall, editors, Proceedings of the 8th Symposium of Intelligent Robotic Systems, volume 1, pages 209–215, The University of Reading, July 2000.
15. Diane Lingrand and Thierry Viéville. Dynamic foveal 3D sensing using affine models. In Proceedings of the International Conference on Pattern Recognition, volume 1, pages 810–814, Vienna, Austria, August 1996. Computer Society Press.
16. Quang-Tuan Luong, Rachid Deriche, Olivier Faugeras, and Théodore Papadopoulo. On determining the fundamental matrix: analysis of different methods and experimental results. In Israelian Conf. on Artificial Intelligence and Computer Vision, Tel-Aviv, Israel, 1993. A longer version is INRIA Tech Report RR-1894.
17. Conrad J. Poelman and Takeo Kanade. A paraperspective factorization method for shape and motion recovery. Technical Report CMU-CS-93-219, Carnegie Mellon University, School of Computer Science, December 1993.
18. Long Quan. Self-calibration of an affine camera from multiple views. The International Journal of Computer Vision, 19(1):93–105, May 1996.
19. O. Rodrigues. Des lois géométriques qui régissent les déplacements d’un système solide dans l’espace, et de la variation des coordonnées provenant de ces déplacements considérés indépendamment des causes qui peuvent les produire. Journal de Mathématiques Pures et Appliquées, 5, 1840. pp. 380–440.
20. P.J. Rousseeuw and A.M. Leroy. Robust Regression and Outlier Detection. John Wiley & Sons, New York, 1987.

21. C. C. Slama, editor. *Manual of Photogrammetry*. American Society of Photogrammetry, fourth edition, 1980.
22. Stefano Soatto and Pietro Perona. Dynamic rigid motion estimation from weak perspective. In *Proceedings of the 5th International Conference on Computer Vision*, pages 321–328, Boston, MA, June 1995. IEEE Computer Society Press.
23. P. H. S. Torr. Geometric motion segmentation and model selection. *Phil. Trans. R. Soc. Lond. A*, 356:1321–1340, 1998.
24. T. Viéville. Autocalibration of visual sensor parameters on a robotic head. *Image and Vision Computing*, 12, 1994.
25. Thierry Viéville and Diane Lingrand. Using specific displacements to analyze motion without calibration. *The International Journal of Computer Vision*, 31(1):5–29, 1999.
26. Reg G. Willson. *Modeling and Calibration of Automated Zoom Lenses*. PhD thesis, Department of Electrical and Computer Engineering, Carnegie Mellon University, 1994. CMU-RI-TR-94-03.
27. Z. Zhang, R. Deriche, O. Faugeras, and Q.T. Luong. A robust technique for matching two uncalibrated images through the recovery of the unknown epipolar geometry. *Artificial Intelligence Journal*, 78:87–119, October 1995.
28. Zhengyou Zhang, Rachid Deriche, Olivier Faugeras, and Quang-Tuan Luong. A robust technique for matching two uncalibrated images through the recovery of the unknown epipolar geometry. *Artificial Intelligence Journal*, 78(1-2):87–119, 1994. Appeared in October 1995, also INRIA Research Report No.2273, May 1994.