



High-order WENO scheme for Polymerization-type equations

Pierre Gabriel, Léon Matar Tine

► To cite this version:

Pierre Gabriel, Léon Matar Tine. High-order WENO scheme for Polymerization-type equations. 2010.
hal-00455472v1

HAL Id: hal-00455472

<https://hal.science/hal-00455472v1>

Preprint submitted on 10 Feb 2010 (v1), last revised 21 Feb 2013 (v2)

HAL is a multi-disciplinary open access archive for the deposit and dissemination of scientific research documents, whether they are published or not. The documents may come from teaching and research institutions in France or abroad, or from public or private research centers.

L'archive ouverte pluridisciplinaire **HAL**, est destinée au dépôt et à la diffusion de documents scientifiques de niveau recherche, publiés ou non, émanant des établissements d'enseignement et de recherche français ou étrangers, des laboratoires publics ou privés.

High-order WENO scheme for Polymerization-type equations

Pierre Gabriel*

Léon Matar Tine^{†‡§}

February 10, 2010

Abstract

Polymerization of proteins is a biochemical process involved in different diseases. Mathematically, it is generally modeled by aggregation-fragmentation-type equations. In this paper we consider a general polymerization model and propose a high-order numerical scheme to investigate the behavior of the solution. An important property of the equation is the mass conservation. The fifth-order WENO scheme is built to preserve the total mass of proteins along time.

Keywords Aggregation-fragmentation equations, polymerization process, size repartition, long-time asymptotic, mass conservation, WENO numerical scheme.

AMS Class. No. 35B40, 35F50, 35L65, 35M30, 35Q92, 35R09, 65-06, 65M06, 65R20

1 Introduction

The central mechanism of amyloid diseases is the polymerization of proteins : PrP in Prion diseases, APP in Alzheimer, Htt in Huntington. The abnormal form of these proteins is pathogenic and has the ability to polymerize into fibrils. In order to well understand this process, investigation of the size repartition of polymers is a crucial point. To this end, we discuss in this paper the mathematical modeling of these polymerization processes and we propose numerical methods to investigate the mathematical features of the models.

Mathematical models are already widely used to study the polymerization mechanism of Prion diseases [6, 14, 18, 27, 28, 36, 39, 40, 37, 51], Alzheimer [11, 38, 48] or Huntington [4]. Such models are also used for other biological polymerization processes [1, 3] and even for cell division [2, 13, 49] or in neurosciences [47].

Another field where we find aggregation-fragmentation equations is the physics of aggregates (aerosol and raindrop formation, smoke, sprays...). Among these models (see [34] for a review), one can mention the Smoluchowsky coagulation equation [20, 25, 26, 35, 42] with fragmentation [19, 21, 22, 32, 33, 31]

*Université Pierre et Marie Curie-Paris 6, UMR 7598 LJLL, BC187, 4, place de Jussieu, F-75252 Paris cedex 5, France; email: gabriel@ann.jussieu.fr

[†]Equipe-Projet SIMPAF, Centre de Recherche INRIA Lille Nord Europe, Parc Scientifique de la Haute Borne, 40, avenue Halley B.P. 70478, F-59658 Villeneuve d'Ascq cedex, France; email: leonmatar@yahoo.fr

[‡]Laboratoire Paul Painlevé, UMR 8524, CNRSUniversité des Sciences et Technologies de Lille Cité Scientifique, F-59655 Villeneuve d'Ascq Cedex, France; email: Leon-matar.Tine@math.univ-lille1.fr

[§]Laboratoire LANI - UFR SAT, Université Gaston Berger de Saint-Louis, B. P. 234 Saint-Louis, Sénégal.

and the Lifshitz-Slyosov system [7, 9, 10, 24, 43, 44, 45, 46]. In [8, 29] a Smoluchowsky coagulation term is added to the Lifshitz-Slyosov equation.

In this paper we are interested in a model including polymerization, coagulation and fragmentation phenomena. We consider a medium where there are monomers (normal proteins for instance) characterized by the concentration $V(t)$ at time t and polymers (aggregates of abnormal proteins) of size x with the concentration $u(x, t)$. The dynamics of the density function $u(x, t)$ is driven by the system

$$\begin{cases} \frac{d}{dt}V(t) &= - \int_0^\infty \mathcal{T}(V(t), x)u(x, t) dx, \\ \frac{\partial}{\partial t}u(x, t) &= - \frac{\partial}{\partial x} \left(\mathcal{T}(V(t), x)u(x, t) \right) + \mathcal{Q}(u)(x, t), \\ u(0, t) = 0, \quad u(x, 0) = u_0(x) \geq 0 \quad \text{and} \quad V(0) = V_0 \geq 0. \end{cases} \quad (1)$$

The monomers are attached by polymers of size x with the polymerization rate $k_{\text{on}}(x)$. Depolymerization occurs when monomers detach from polymers with a rate $k_{\text{off}}(x)$. Hence the transport term writes

$$\mathcal{T}(V, x) = V k_{\text{on}}(x) - k_{\text{off}}(x). \quad (2)$$

The two functions k_{on} and k_{off} are piecewise derivable but can be discontinuous. They are positive except that k_{on} can vanish at zero. In this case, or more generally when $\mathcal{T}(V(t), 0) \leq 0$, the boundary condition on $u(0, t)$ is not necessary since the characteristic curves outgo from the domain. The choice of the boundary condition $u(0, t) = 0$ is justified later.

The coalescence of two polymers and the fragmentation of a polymer into two smaller ones are taken into account by the operator \mathcal{Q} . More precisely, denoting by A_x an aggregate of size x we have

$$\begin{array}{lll} A_x + A_y & \xrightarrow{k_c(x, y)} & A_{x+y} & \text{coagulation} \\ A_{x+y} & \xrightarrow{k_f(x, y)} & A_x + A_y & \text{fragmentation.} \end{array}$$

Thus the coagulation-fragmentation operator is $\mathcal{Q} = \mathcal{Q}_c - \mathcal{Q}_f$ with

$$\mathcal{Q}_c(u)(x) = \frac{1}{2} \int_0^x k_c(y, x-y) u(y)u(x-y) dy - u(x) \int_0^\infty k_c(x, y) u(y) dy, \quad (3)$$

$$\mathcal{Q}_f(u)(x) = \frac{1}{2} u(x) \int_0^x k_f(y, x-y) dy - \int_0^\infty k_f(x, y) u(x+y) dy. \quad (4)$$

The coalescence of two polymers of size x and y occurs with the symmetric rate $k_c(x, y) = k_c(y, x)$. This rate is a nonnegative function as the fragmentation symmetric rate $k_f(x, y) = k_f(y, x)$ with which a polymer of size $x + y$ produces two fragments of size x and y .

There is a difference between $V(t)$ and $u(x = 0, t)$. In biochemical polymerization processes, small polymers are very unstable and thus do not exist. When they appear by detachment from a longer polymer, they are immediately degraded into monomers. Thus, the quantity of small polymers vanishes while the quantity of monomers is very high. To reflect this in the mathematical model, a quantity $V(t)$ of monomers is introduced, which is different from the quantity of small polymers $u(x = 0, t)$. The evolution of the first one is given by an ODE while the second one is forced to be equal to zero

through the boundary condition $u(0, t) = 0$. A consequence of this distinction is that starting from $u_0(x) = 0$ and $V_0 > 0$ there is no evolution : the concentration of monomers is constant in time, $V(t) = V_0$, and the concentration of polymers remains null, $u(x, t) = 0$. This is a very intuitive and natural behaviour which is important to preserve for biological applications.

In the modeling, the distinction between V and $u(x = 0)$ induces a separation of the polymerization-depolymerization process from the coagulation-fragmentation. Indeed the aggregation of a monomer to a polymer can be seen as a coagulation but the resulting polymer has same size x than the initial one, since a monomer is very small compared to the typical size of a polymer. So a transport term is more accurate to model this phenomenon than an integral term (see [14]).

There is also the fact that when a small polymer is degraded into monomers, it increases the quantity of monomers. In a discrete model, this term appears in the equation on V (see n_0 in [40]). In the continuous model (1) this term can be neglected since the quantity of monomers produced by degradation of small polymers is very small compared to the total quantity of monomers.

2 Mass Conservation

The mechanism of polymerization is nothing but a rearrangement of the proteins, there is no creation and no disparition. So the total quantity of proteins has to be constant in time and this is the case in model (1). We define the total mass of the system as

$$P(t) = V(t) + \int_0^\infty xu(x, t) dx, \quad (5)$$

since a polymer of size x “contains x monomers”. Integrating the equation on $u(x, t)$ multiplied by x and adding the equation on V we obtain

$$\forall t > 0, \quad \frac{dP}{dt}(t) = 0, \quad (6)$$

so the total mass is conserved along time. This is a very important property that we want to keep in the numerical scheme and for this we rewrite equation (1) under a conservative form.

2.1 Conservative formulation

The classical discretization methods for transport equations are mass preserving. So the idea is to write the coagulation-fragmentation operator \mathcal{Q} , which preserves the mass, under a conservative form in order to use a transport scheme. For this we follow the paper [23] where such a transformation is made :

$$\begin{cases} x\mathcal{Q}_c(u)(x) = -\frac{\partial \mathcal{C}(u)}{\partial x}(x), \\ x\mathcal{Q}_f(u)(x) = -\frac{\partial \mathcal{F}(u)}{\partial x}(x), \end{cases}$$

where the operator $\mathcal{C}(u)$ is given by

$$\mathcal{C}(u)(x) := \int_0^x \int_{x-y}^\infty yk_c(y, z)u(y)u(z) dz dy, \quad (7)$$

and $\mathcal{F}(u)$ is

$$\mathcal{F}(u)(x) := \int_0^x \int_{x-y}^\infty y k_f(y, z) u(y+z) dz dy. \quad (8)$$

Under this form, the mass conservation is clearer and the use of conservative schemes possible.

A useful consequence of the property (6) for the numerical scheme is that the ODE on V can be replaced by a mass conservation equation (see [29])

$$\forall t > 0, \quad V(t) = V_0 + \int_0^\infty x(u_0(x) - u(x, t)) dx. \quad (9)$$

Numerically, this equation is much easier to compute than the ODE to be solved. Moreover (9) provides an explicit expression for V as a function of u . So we set

$$\mathcal{G}(u)(x) := \left(V_0 + \int_0^\infty y [u_0(y) - u(y)] dy \right) k_{\text{on}}(x) - k_{\text{off}}(x) \quad (10)$$

and we obtain a new equation equivalent to (1)

$$\begin{cases} x \frac{\partial}{\partial t} u(x, t) + \frac{\partial [\mathcal{G}(u) x u]}{\partial x}(x, t) + \frac{\partial \mathcal{C}(u)}{\partial x}(x, t) - \frac{\partial \mathcal{F}(u)}{\partial x}(x, t) = \mathcal{G}(u) u(x, t), \\ u(0, t) = 0, \quad u(x, 0) = u_0(x). \end{cases} \quad (11)$$

In this equation (11), we have written the transport term as

$$x \frac{\partial [\mathcal{G}(u) u]}{\partial x}(x, t) = \frac{\partial [\mathcal{G}(u) x u]}{\partial x}(x, t) - \mathcal{G}(u) u(x, t). \quad (12)$$

This formulation enhances the relation

$$\frac{d}{dt} \int_0^\infty x u(x, t) dx = \int_0^\infty \mathcal{G}(u) u(x, t) dx = -\frac{d}{dt} V(t) \quad (13)$$

and allows to preserve this property numerically when using conservative transport schemes.

2.2 Domain truncation

Numerically, equation (11) is solved on a truncated domain $[0, R]$ so the integration bounds have to be changed in order to keep the mass preservation. For the coagulation term, we introduce as in [23]

$$\begin{aligned} \mathcal{C}^R(u)(x) &:= \int_0^x \int_{x-y}^{R-y} y k_c(y, z) u(y) u(z) dz dy \\ &= \int_0^x \int_x^R y k_c(y, z-y) u(y) u(z-y) dz dy, \end{aligned}$$

and for the fragmentation

$$\begin{aligned} \mathcal{F}^R(u)(x) &:= \int_0^x \int_{x-y}^{R-y} y k_f(y, z) u(y+z) dz dy \\ &= \int_0^x \int_x^R y k_f(y, z-y) u(z) dz dy. \end{aligned}$$

With this truncation, we have $\mathcal{C}^R(u)(0) = \mathcal{C}^R(u)(R) = \mathcal{F}^R(u)(0) = \mathcal{F}^R(u)(R) = 0$. So the total mass does neither increase nor decrease with respect to time if we consider the coagulation and fragmentation processes. If we look at the effects of this truncation on the original coagulation and fragmentation operators we have

$$Q_c^R(u)(x) := -\frac{1}{x}\partial_x \mathcal{C}^R(u)(x) = \frac{1}{2} \int_0^x k_c(y, x-y)u(y)u(x-y) dy - u(x) \int_0^{R-x} k_c(x, y)u(y) dy$$

and

$$Q_f^R(u)(x) := -\frac{1}{x}\partial_x \mathcal{F}^R(u)(x) = \frac{1}{2}u(x) \int_0^x k_f(y, x-y) dy - \int_x^R k_f(x, y-x)u(y) dy.$$

In the coagulation term, the truncation corresponds to the assumption that a polymer of size x cannot coagulate with a polymer of size greater than $R-x$. Concerning the fragmentation term, it is nothing but the assumption that polymers of size greater than R cannot split. Biologically they are the natural assumptions to avoid the loss of mass.

Concerning the transport term, the only way to avoid the loss of mass is to set

$$\mathcal{G}^R(u)(R, t) = 0. \quad (14)$$

The meaning we give to this relation in the numerical scheme is exposed in Section 3.2. It is useless to do such a truncation for $x = 0$ since $xu(x, t)$ vanishes when $x = 0$.

Finally we obtain a conservative truncated equation for $x \in (0, R)$

$$\begin{cases} x \frac{\partial}{\partial t} u_R(x, t) + \frac{\partial [\mathcal{G}^R(u_R) x u_R]}{\partial x}(x, t) + \frac{\partial \mathcal{C}^R(u_R)}{\partial x}(x, t) - \frac{\partial \mathcal{F}^R(u_R)}{\partial x}(x, t) = \mathcal{G}(u_R) u_R(x, t), \\ u_R(0, t) = 0, \quad u_R(x, 0) = u_0(x). \end{cases} \quad (15)$$

When there is no transport term, convergence of the solution of Equation (15) to the solution of Equation (1) when $R \rightarrow \infty$ is proved in [17, 34, 32, 31, 57] under growth conditions on k_c and k_f .

3 A Fifth Order WENO Scheme

In order to obtain a mass preserving scheme, we consider equation (11) as a transport equation and for high order accuracy we choose a fifth-order WENO (Weighted Essentially Non Oscillatory) reconstruction for the fluxes. This high order scheme is commonly used [12, 54] since it is not more complicated to implement than a third order WENO one for instance.

3.1 Numerical fluxes

Before using the WENO reconstruction we have to know if the fluxes are positive or negative in order to appropriately upwind the scheme. Concerning the coagulation and the fragmentation terms, we consider a positive upwinding as suggested in [23]. For the transport term $\partial_x [\mathcal{G}(u) x u]$ we have to make a flux splitting because \mathcal{G} has no sign. A natural splitting here is to put the terms of \mathcal{G} that are

preceded by a plus sign in the positive part and the terms preceded by a minus sign in the negative part, namely $\mathcal{G} = \mathcal{G}_1^+ + \mathcal{G}_1^-$ where

$$\begin{cases} \mathcal{G}_1^+(u)(x) = \left(V_0 + \int_0^\infty y u_0(y) dy \right) k_{\text{on}}(x), \\ \mathcal{G}_1^-(u)(x) = - \left(\int_0^\infty y u(y) dy \right) k_{\text{on}}(x) - k_{\text{off}}(x). \end{cases} \quad (16)$$

An other decomposition is the polymerization-depolymerization one

$$\begin{cases} \mathcal{G}_0^+(u)(x) = \left(V_0 + \int_0^\infty y [u_0(y) - u(y)] dy \right) k_{\text{on}}(x), \\ \mathcal{G}_0^-(u)(x) = -k_{\text{off}}(x). \end{cases} \quad (17)$$

The term \mathcal{G}_0^+ is necessarily positive because $V_0 + \int_0^\infty y [u_0(y) - u(y)] dy = V(t) \geq 0$. With these two flux splittings, we built others by convex combination. For any $\lambda \in [0, 1]$ we set $\mathcal{G}_\lambda = \lambda \mathcal{G}_1 + (1 - \lambda) \mathcal{G}_0$ which gives

$$\begin{cases} \mathcal{G}_\lambda^+(u)(x) = \left(V_0 + \int_0^\infty y [u_0(y) - u(y)] dy + \lambda \int_0^\infty y u(y) dy \right) k_{\text{on}}(x), \\ \mathcal{G}_\lambda^-(u)(x) = -\lambda \left(\int_0^\infty y u(y) dy \right) k_{\text{on}}(x) - k_{\text{off}}(x). \end{cases} \quad (18)$$

We also consider the Lax-Friedrichs scheme which corresponds to

$$\begin{cases} \mathcal{G}_{\text{LF}}^+(u) = \frac{1}{2}(\mathcal{G}(u) + m), \\ \mathcal{G}_{\text{LF}}^-(u) = \frac{1}{2}(\mathcal{G}(u) - m), \end{cases} \quad (19)$$

with $m = \max_{x \geq 0} |\mathcal{G}(u)|$. This term has to be computed at each time step because $\mathcal{G}(u)$ depends on time.

Finally, the WENO reconstruction is done with the fluxes

$$\begin{cases} H^+(u) = \mathcal{G}^+(u) x u + \mathcal{C}(u) - F(u), \\ H^-(u) = \mathcal{G}^-(u) x u, \end{cases} \quad (20)$$

and the choice between the different flux splittings is discussed in Section 4.2.

3.2 WENO reconstruction

The point of view adopted here is the finite difference one, as recommended in [55], because it is better than the finite volume in terms of operation counts. We assume the spatial domain $[0, R]$ is divided into N uniform cells and we denote $x_i = i\Delta x$ for $0 \leq i \leq N$ with $\Delta x = \frac{R}{N}$. We use the WENO formulation of Jiang and Peng [53] which consists in applying WENO to approach the spacial derivative directly on the nodes of the grid. The spatial derivative $\partial_x(H^+(v) + H^-(v))$ is approximated at the point x_i by

$$\frac{1}{\Delta x} \left[H_{i+\frac{1}{2}}^+ + H_{i+\frac{1}{2}}^- - H_{i-\frac{1}{2}}^+ - H_{i-\frac{1}{2}}^- \right]$$

where the fifth order accurate numerical flux $H_{i+\frac{1}{2}}^+$ is given by the WENO reconstruction. For each node x_i we denote by H_i^+ the numerical approximation of $H^+(v(x_i))$. The stencil choice for each flux is specified in Figure 1, and the fluxes $H_{i\pm\frac{1}{2}}^\pm$ are expressed as convex combination of the H_k^\pm of the stencil. Let us detail how we proceed :

- for $H_{i-\frac{1}{2}}^-$ we set $W_1 = H_k^-$, $W_2 = H_{k+1}^-$, $W_3 = H_{k+2}^-$, $W_4 = H_{k-1}^-$, $W_5 = H_{k-2}^-$,
- for $H_{i+\frac{1}{2}}^-$ we set $W_1 = H_{k+1}^-$, $W_2 = H_{k+2}^-$, $W_3 = H_{k+3}^-$, $W_4 = H_k^-$, $W_5 = H_{k-1}^-$,
- for $H_{i-\frac{1}{2}}^+$ we set $W_1 = H_{k-3}^+$, $W_2 = H_{k-2}^+$, $W_3 = H_{k-1}^+$, $W_4 = H_k^+$, $W_5 = H_{k+1}^+$,
- for $H_{i+\frac{1}{2}}^+$ we set $W_1 = H_{k-2}^+$, $W_2 = H_{k-1}^+$, $W_3 = H_k^+$, $W_4 = H_{k+1}^+$, $W_5 = H_{k+2}^+$.

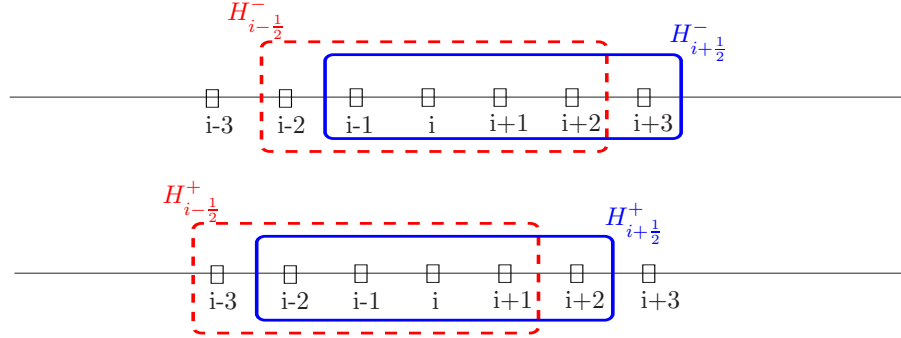


Figure 1: stencil choice

For the regularity coefficients we define for each previous flux

$$\begin{aligned}
 S_1 &= \frac{13}{12}(W_1 - 2W_2 + W_3)^2 + \frac{1}{4}(W_1 - 4W_2 + 3W_3)^2, \\
 S_2 &= \frac{13}{12}(W_2 - 2W_3 + W_4)^2 + \frac{1}{2}(W_2 - W_4)^2, \\
 S_3 &= \frac{13}{12}(W_3 - 2W_4 + W_5)^2 + \frac{1}{4}(3W_3 - 4W_4 + W_5)^2.
 \end{aligned}$$

Then we take the weights

$$w_r = \frac{a_r}{\sum_{j=1}^3 a_j}, \quad \text{with} \quad a_r = \frac{d_r}{\epsilon + S_r}, \quad d_1 = \frac{3}{10}, \quad d_2 = \frac{6}{10}, \quad d_3 = \frac{1}{10} \quad r = 1, 2, 3$$

where ϵ is introduced to prevent the denominator from vanishing.

Finally we take the different flux parts given by

$$\begin{cases}
 H_{i\pm\frac{1}{2}}^- = w_1 \left(\frac{W_3}{3} - \frac{7W_2}{6} + \frac{11W_1}{6} \right) + w_2 \left(\frac{-W_2}{6} + \frac{5W_1}{6} + \frac{W_4}{3} \right) + w_3 \left(\frac{W_1}{3} + \frac{5W_4}{6} - \frac{W_5}{6} \right), \\
 H_{i\pm\frac{1}{2}}^+ = w_1 \left(\frac{W_1}{3} - \frac{7W_2}{6} + \frac{11W_3}{6} \right) + w_2 \left(\frac{-W_2}{6} + \frac{5W_3}{6} + \frac{W_4}{3} \right) + w_3 \left(\frac{W_3}{3} + \frac{5W_4}{6} - \frac{W_5}{6} \right).
 \end{cases}$$

Concerning the boundaries $x = 0$ and $x = R$, we compute the fluxes using the WENO reconstruction with ghost points x_{-3} , x_{-2} , x_{-1} , and x_{N+1} , x_{N+2} , x_{N+3} . In the first three points we use the boundary condition $u(0, t) = 0$ to set $u_{-3} = u_{-2} = u_{-1} = 0$ and for the last three ones we use $\mathcal{G}(u)(x = R) = 0$ to put $\mathcal{G}_{N+1}^\pm = \mathcal{G}_{N+2}^\pm = \mathcal{G}_{N+3}^\pm = 0$.

3.3 Integration method

For the integral terms, we use a fifth order composite rule already used in [54]. If f_k denotes an approximation of $f(x_k)$, the method can be written as

$$\int_{i\Delta x}^{j\Delta x} f(x) dx \simeq \Delta x \sum_{k=i}^j ' f_k$$

where

$$\begin{aligned} \sum_{k=i}^j ' f_k &= \frac{251}{720}f_i + \frac{299}{240}f_{i+1} + \frac{211}{240}f_{i+2} + \frac{739}{720}f_{i+3} \\ &\quad + \frac{739}{720}f_{j-3} + \frac{211}{240}f_{j-2} + \frac{299}{240}f_{j-1} + \frac{251}{720}f_j + \sum_{k=i+4}^{j-4} f_k \end{aligned}$$

if $j - i > 6$. This method is based on polynomial interpolations of the function f .

On the first interval, we integrate without using the boundary value $f_0 = 0$ because the solution can be discontinuous at $x = 0$. So we use the fifth accurate approximation

$$\sum_{k=0}^1 ' f_k = \frac{55}{24}f_1 - \frac{59}{24}f_2 + \frac{37}{24}f_3 - \frac{9}{24}f_4.$$

Finally for the intervals at the boundaries we have

$$\begin{aligned} \sum_0^2 ' f_k &= \frac{8}{3}f_1 - \frac{5}{3}f_2 + \frac{4}{3}f_3 - \frac{1}{3}f_4, \\ \sum_0^3 ' f_k &= \frac{21}{8}f_1 - \frac{9}{8}f_2 + \frac{15}{8}f_3 - \frac{3}{8}f_4, \\ \sum_0^4 ' f_k &= \frac{21}{8}f_1 - \frac{7}{6}f_2 + \frac{29}{12}f_3 + \frac{1}{6}f_4 - \frac{1}{24}f_5, \\ \sum_0^5 ' f_k &= \frac{21}{8}f_1 - \frac{7}{6}f_2 + \frac{19}{8}f_3 + \frac{17}{24}f_4 + \frac{1}{2}f_5 - \frac{1}{24}f_6, \\ \sum_0^6 ' f_k &= \frac{21}{8}f_1 - \frac{7}{6}f_2 + \frac{19}{8}f_3 + \frac{2}{3}f_4 + \frac{25}{24}f_5 + \frac{1}{2}f_6 - \frac{1}{24}f_7, \\ \sum_0^7 ' f_k &= \frac{21}{8}f_1 - \frac{7}{6}f_2 + \frac{19}{8}f_3 + \frac{2}{3}f_4 + f_5 + \frac{25}{24}f_6 + \frac{1}{2}f_7 - \frac{1}{24}f_8, \\ \sum_{N-1}^N ' f_k &= \frac{9}{4}f_N + \frac{19}{24}f_{N-1} - \frac{5}{24}f_{N-2} + \frac{1}{24}f_{N-3}, \end{aligned}$$

$$\begin{aligned}
\sum_{N-2}^N ' f_k &= \frac{1}{3}f_N + \frac{4}{3}f_{N-1} + \frac{1}{3}f_{N-2}, \\
\sum_{N-3}^N ' f_k &= \frac{1}{3}f_N + \frac{31}{24}f_{N-1} + \frac{7}{8}f_{N-2} + \frac{13}{24}f_{N-3} - \frac{1}{24}f_{N-4}, \\
\sum_{N-4}^N ' f_k &= \frac{1}{3}f_N + \frac{31}{24}f_{N-1} + \frac{5}{6}f_{N-2} + \frac{13}{12}f_{N-3} + \frac{1}{2}f_{N-4} - \frac{1}{24}f_{N-5}, \\
\sum_{N-5}^N ' f_k &= \frac{1}{3}f_N + \frac{31}{24}f_{N-1} + \frac{5}{6}f_{N-2} + \frac{25}{24}f_{N-3} + \frac{25}{24}f_{N-4} + \frac{1}{2}f_{N-5} - \frac{1}{24}f_{N-6}, \\
\sum_{N-6}^N ' f_k &= \frac{1}{3}f_N + \frac{31}{24}f_{N-1} + \frac{5}{6}f_{N-2} + \frac{25}{24}f_{N-3} + f_{N-4} + \frac{25}{24}f_{N-5} + \frac{1}{2}f_{N-6} - \frac{1}{24}f_{N-7}.
\end{aligned}$$

We use this quadrature method to discretize the operators \mathcal{C}^R and \mathcal{F}^R with

$$\mathcal{C}_i^R - \mathcal{F}_i^R = (\Delta x)^2 \sum_{j=0}^i ' \sum_{l=i+1}^N ' x_l (k_{j,l-j}^c u_j u_{l-j} - k_{j,l-j}^f u_l) \quad (21)$$

as suggested in [23]. Grouping the two terms in an unique summation is lighter regarding to operation counts.

3.4 Time discretization

The time step is denoted by Δt and changes along time because of the CFL stability condition that is time dependent. For the time discretization we choose a third order Runge-Kutta method. To approach the time evolution of an equation $\partial_t u = L(u)$, we compute at time $n\Delta t$

$$u^{(1)} = u^n + \Delta t L(u^n)$$

and

$$u^{(2)} = \frac{3}{4}u^n + \frac{1}{4}u^{(1)} + \frac{1}{4}\Delta t L(u^{(1)}),$$

where u^n is an approximation of $u(n\Delta t)$. Then the approximation of v at time $(n+1)\Delta t$ is given by

$$u^{n+1} = \frac{1}{3}u^n + \frac{2}{3}u^{(2)} + \frac{2}{3}\Delta t L(u^{(2)}).$$

This method is an explicit one, so to ensure the stability we compute the time step Δt at each iteration thanks to the CFL condition

$$\Delta t \leq \min \{ (G + C + F)^{-1} \} \quad (22)$$

where

$$G = \frac{1}{\Delta x} \sup_i (\mathcal{G}_i^+ - \mathcal{G}_i^-), \quad C = \sup_i \left\{ \sum_{j=1}^N ' k_{i,j}^c u_j \right\} \quad \text{and} \quad F = \sup_i \left\{ \frac{1}{2} \sum_{j=1}^{i-1} ' k_{j,i-j}^f \right\}.$$

For instance the Lax-Friedrichs decomposition leads to $G_{\text{LF}} = m/\Delta x$.

4 Numerical Simulations

4.1 Parameters

Numerical values for the polymerization and fragmentation rates can be found in the biological literature (see [39, 52, 30] for instance). It is of importance to note that the models considered in these papers are discrete ones, so some computations are necessary to deduce adimensional numerical values for the continuous model (1). Another point is that the parameters of these models do not depend on the size of polymers, so we can only obtain mean values for the size-dependent parameters.

We choose to use the values of the recent paper [30] to do numerical simulations. The mean length of polymers for the initial distribution is estimated to be 1380. With the continuous model we reduce this value to 0.2 by considering an initial profile equal to a positive constant on $[0, 0.4]$ and null for $x > 0.4$ (see the first plot of Figure 5). Thus we define a parameter $\varepsilon = 0.2/1380 \approx 1,4 \times 10^{-4}$ which allows to go from a discrete model to a continuous one (see [14] for more details). The values we find are for instance $2.9 \times 10^{-2} \mu M^{-1} s^{-1}$ for the polymerization rate and $2.1 \times 10^{-9} s^{-1}$ for the fragmentation (where M represents the concentration in *mol* and s the time in *second*). The polymerization rate appears in a derivative term, so the value of the discrete model has to be multiply by ε to obtain the continuous accurate value $4 \times 10^{-6} \mu M^{-1} s^{-1}$. Conversely, the fragmentation rate which appears in an integral term has to be divided by ε and we find $1.5 \times 10^{-5} s^{-1}$. Concerning the depolymerization and coagulation, they are neglected in the models of [39, 52, 30]. So we consider numerical values that seem to be reasonable compared to the previous ones.

In the present study, the parameters are assumed to be size dependent as suggested in [5, 6] and their choice is now presented and motivated. Concerning the numerical coefficients, they are chosen in order to have mean values of the same order than the values previously obtained from [30].

For the polymerization we assume that small polymers have a different behavior compared to the big ones. We consider a critical size $x_c = 0.5$ such that polymers of size $x < x_c$ convert monomers with the rate

$$k_{\text{on}}^{(1)}(x) = (4x + 0.2) \times 10^{-6} \mu M^{-1} s^{-1},$$

and for $x > x_c$ with a constant rate

$$k_{\text{on}}^{(2)}(x) \equiv 4 \times 10^{-6} \mu M^{-1} s^{-1}.$$

For the fragmentation kernel, we use the classical assumption that the fragmentation probability depends only on the size $x + y$ of the polymer and we set

$$k_{\text{f}}(x, y) = \frac{80(x + y)}{10 + (x + y)} \times 10^{-5} s^{-1}.$$

The depolymerization is assumed to be constant and of the same order than the fragmentation. We discuss the dependence on this parameter by considering different intensities

$$k_{\text{off}}(x) \equiv \eta \times 10^{-6} s^{-1} \quad \text{with } 2 \leq \eta \leq 8. \quad (23)$$

Concerning the coagulation kernel, we do not use a classical one. Even if there is no space in model (1), we use a kernel which reflect some space effects. Indeed we consider that small polymers are very mobile and that the big ones, plaques, are very attractant. So the coagulation occurs preferentially between big and small aggregates. The kernel we choose is of the form

$$k_{\text{c}}(x, y) = \frac{4|x - y|^{\frac{3}{2}}}{1 + (x + y)} \times 10^{-6} \mu M^{-1} s^{-1}.$$

This kernel satisfies the growth assumption that we can find in [17] to ensure the convergence of the solution when $R \rightarrow \infty$ if we consider the only coagulation-fragmentation process.

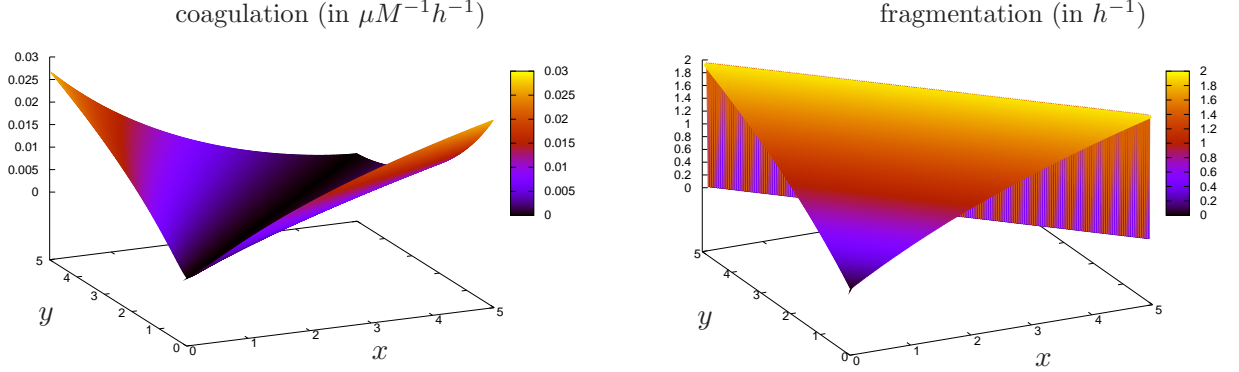


Figure 2: Profiles of the coagulation and fragmentation kernels.

In [30] we also find numerical values for the initial datas $V_0 = 98 \mu M$ and $\int_0^R x u_0(x) dx = 0.21 \mu M$. This last value and the fact that the initial distribution of polymers is assumed to be under the form $u_0 = cst \times \mathbb{1}_{[0,0.4]}$ lead to

$$u_0(x) = \begin{cases} 2.6 & \text{if } 0 \leq x \leq 0.4 \\ 0 & \text{if } x > 0.4. \end{cases}$$

For the following simulations, the discretization is made on a domain $[0, 5]$ with a number of nodes $N = 200$, so the mesh size is $\Delta x = 0.025$.

4.2 Choose among the different flux splittings

First we deal with the CFL condition. Thanks to a triangular inequality, we obtain that $G_{LF} \leq G_0$. Moreover, there is an explicit expression for G_λ

$$G_\lambda^n = \frac{1}{\Delta x} \sup_i \left\{ \left(V_0 + \Delta x \sum_{j=1}^N ' x_j u_j^0 + (2\lambda - 1) \Delta x \sum_{j=1}^N ' x_j u_j^n \right) k_i^{\text{on}} + k_i^{\text{off}} \right\}$$

which shows that G_λ increases with λ . So we have that if $0 \leq \lambda < \Lambda \leq 1$ then at each time step $G_{LF}^n \leq G_\lambda^n \leq G_\Lambda^n$. Notice also that, with the numerical values we have chosen, the quantity of polymers $\Delta x \sum_{j=1}^N ' x_j u_j^n$ increases with n . Indeed we can see on the Figure 7 that the quantity of monomers $V^n \simeq V(n\Delta t)$ defined by the mass conservation $V^n + \Delta x \sum_{j=1}^N ' x_j u_j^n = V_0 + \Delta x \sum_{j=1}^N ' x_j u_j^0$ decreases. The consequence on the CFL condition is that G_λ^n increases with n if $\lambda > \frac{1}{2}$, decreases if $\lambda < \frac{1}{2}$ and is time independent when $\lambda = \frac{1}{2}$. Thus, regarding to the numerical computation, the fastest scheme is the Lax-Friedrichs one and then the computation time increases significantly with λ .

Let us now turn to the effects of the flux splitting on the size distribution. First we consider a depolymerization corresponding to $\eta = 8$ in (23) and investigate the differences between the solutions

associated to the decompositions \mathcal{G}_{LF} , \mathcal{G}_0 and \mathcal{G}_1 . We can see on the Figure 3 that the solutions for \mathcal{G}_0 and \mathcal{G}_1 are close together for small times and then the behavior of \mathcal{G}_0 becomes closer to the Lax-Friedrichs one. The less oscillating scheme for $t = 6h$ is the the Lax-Friedrichs one, but it is also the most oscillating at time $t = 12h$. Finally the solutions associated to the three flux decompositions are quite similar and they all present oscillations at some times, so we do not find with this simulation any reason to discard one of them.

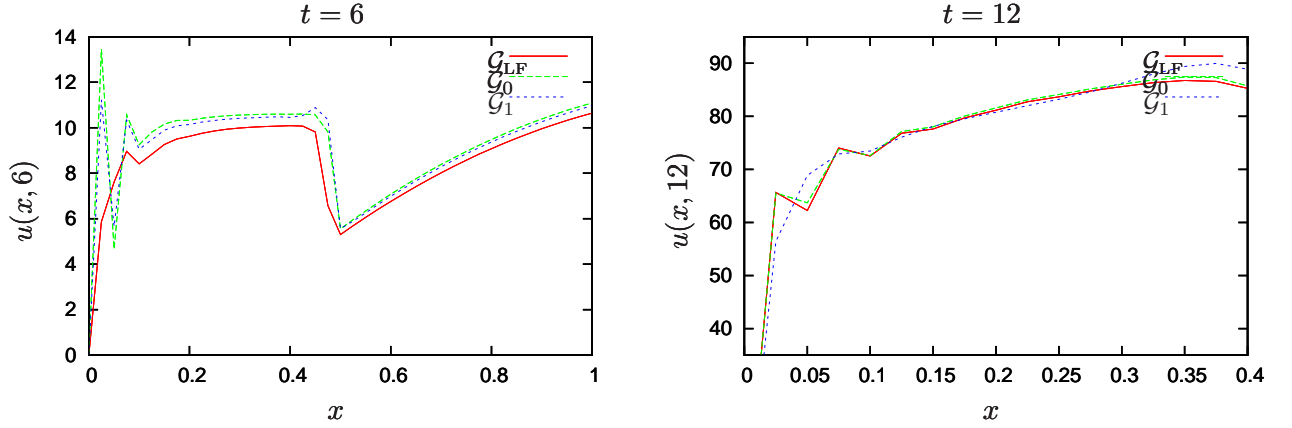


Figure 3: Comparison between the flux splittings \mathcal{G}_{LF} , \mathcal{G}_0 and \mathcal{G}_1 for $\eta = 8 \times 10^{-6} s^{-1}$.

If we change the depolymerization rate by considering $k_{\text{off}} = 6 \times 10^{-6} s^{-1}$, we remark that the Lax-Friedrichs scheme is unstable (see Figure 4) while \mathcal{G}_0 is stable. If we continue to decrease η , we find with $k_{\text{off}} = 2 \times 10^{-6} s^{-1}$ that the \mathcal{G}_0 -scheme becomes unstable while $\mathcal{G}_{0,2}$ is stable. Thus the Lax-Friedrichs scheme and the \mathcal{G}_λ -schemes with λ small has to be avoid to ensure stability when small depolymerization values are considered.

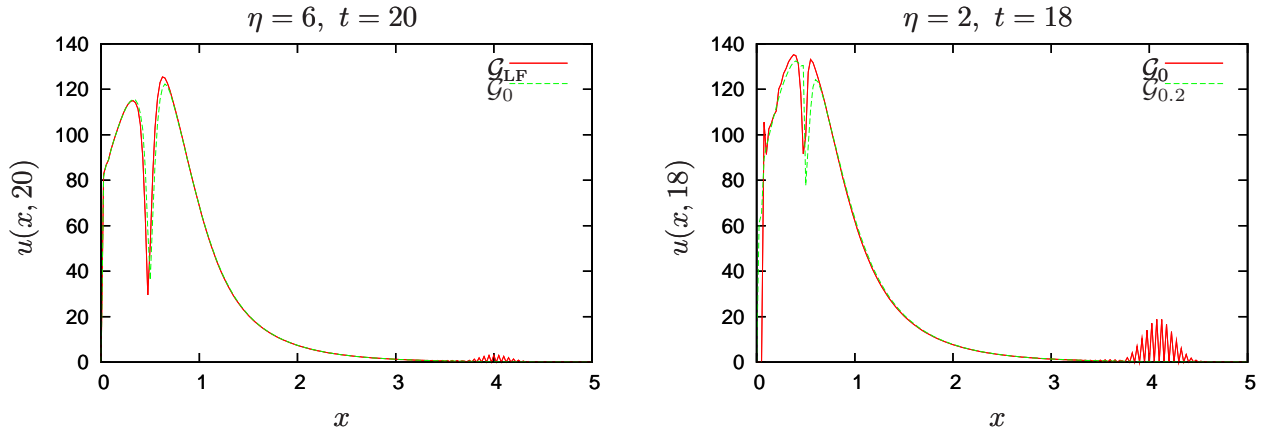


Figure 4: Unstability of some schemes when η decreases. Left : \mathcal{G}_{LF} becomes unstable for $\eta = 6$. Right : \mathcal{G}_0 becomes unstable for $\eta = 2$.

Knowing that, we compare different stable schemes, namely \mathcal{G}_λ with $0.2 \leq \lambda \leq 1$. We can see on Figure 5 that for large times ($t = 20h$), the three flux decompositions provide a good behavior where there are strong variations of the solution. These locations are $x = 0$ because of the boundary condition which enforces $u(0, t)$ to vanish, and $x = 0.5$ because the transport term k_{on} is discontinuous at $x = 0.5$. If we look at smaller times ($h = 6h$ for instance) we can see that the larger λ is, the less oscillating the curves are. But, as we already remarked, the quantity G_λ is higher for λ close to 1 and it increases with time when $\lambda > \frac{1}{2}$. Thus it is penalizing for the computation time to use high values of λ . A good compromise could be to choose $\lambda = \frac{1}{2}$ since $G_{\frac{1}{2}}$ does not depend on time. The other solution is to adapt the λ when we change the parameters.

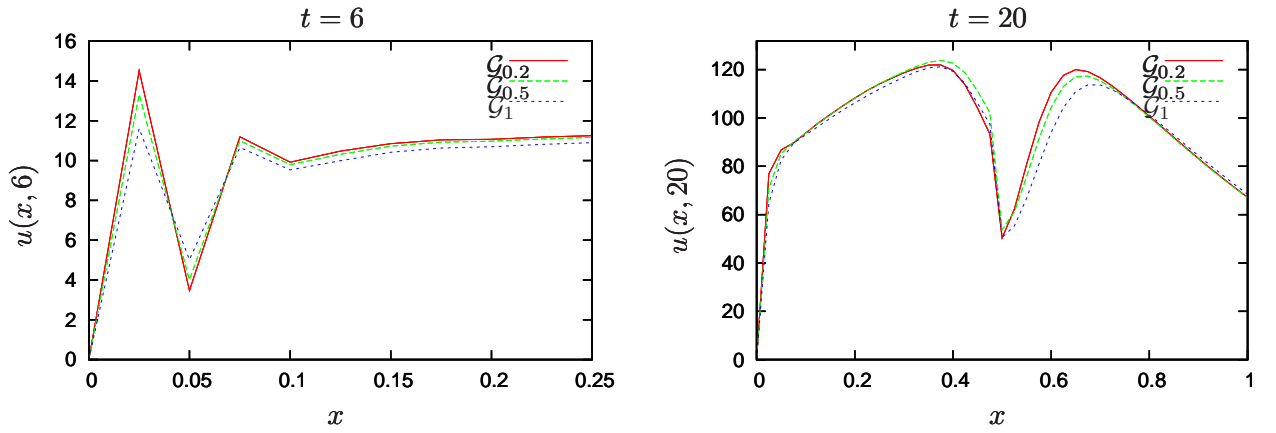


Figure 5: Comparison of the behavior of the solution for different λ with $\eta = 5$.

4.3 Interpretation of the numerical results

We have considered that the mean size of the polymers at the initial time $t = 0$ was 1380. This size can be multiplied by 5 along the polymerization process (see Figure 6 keeping in mind that the mean size is represented by 0.2 in this continuous model). So if we want to solve the discrete model, we have to consider a system of dimension close to 5000, and the computations are very heavy. If we limit this value to 200 keeping the discrete model, then we lose a lot of precision. It is the same for the continuous model if it is discretized with a first order scheme. That is why we use a fifth order discretization, and we can see the difference on Figure 6 : the fifth order scheme is able to capture strong variations of amplitude while the first order flattens them. We also remark that the size repartition converges to a bimodal distribution, as observed by [56]. This asymptotic profile can be seen as an eigenvector of the operator $\mathcal{Q} - \partial_x \mathcal{T}$ (see [41, 16]).

The evolution of the quantity of monomers $V(t)$ is plotted in Figure 7 for different values of the depolymerization rate k_{off} . This quantity decreases since the monomers aggregate to polymers. Thus the mass of polymers increases and the speed of this evolution is similar to those observed by [30]. Concerning the dependence on k_{off} , the difference between the three curves is more significant when the time increases. For small times, when $V(t)$ is close to $V_0 = 98\mu M$, the depolymerization can be neglected since k_{off} is small compared to the product $V(t)k_{\text{on}}(x)$. Conversely, the equilibrium is reached when $\frac{d}{dt}V(t) = 0$, so when $k_{\text{off}} \simeq V k_{\text{on}}$ (see Equation (1)). That is why variations of η influence

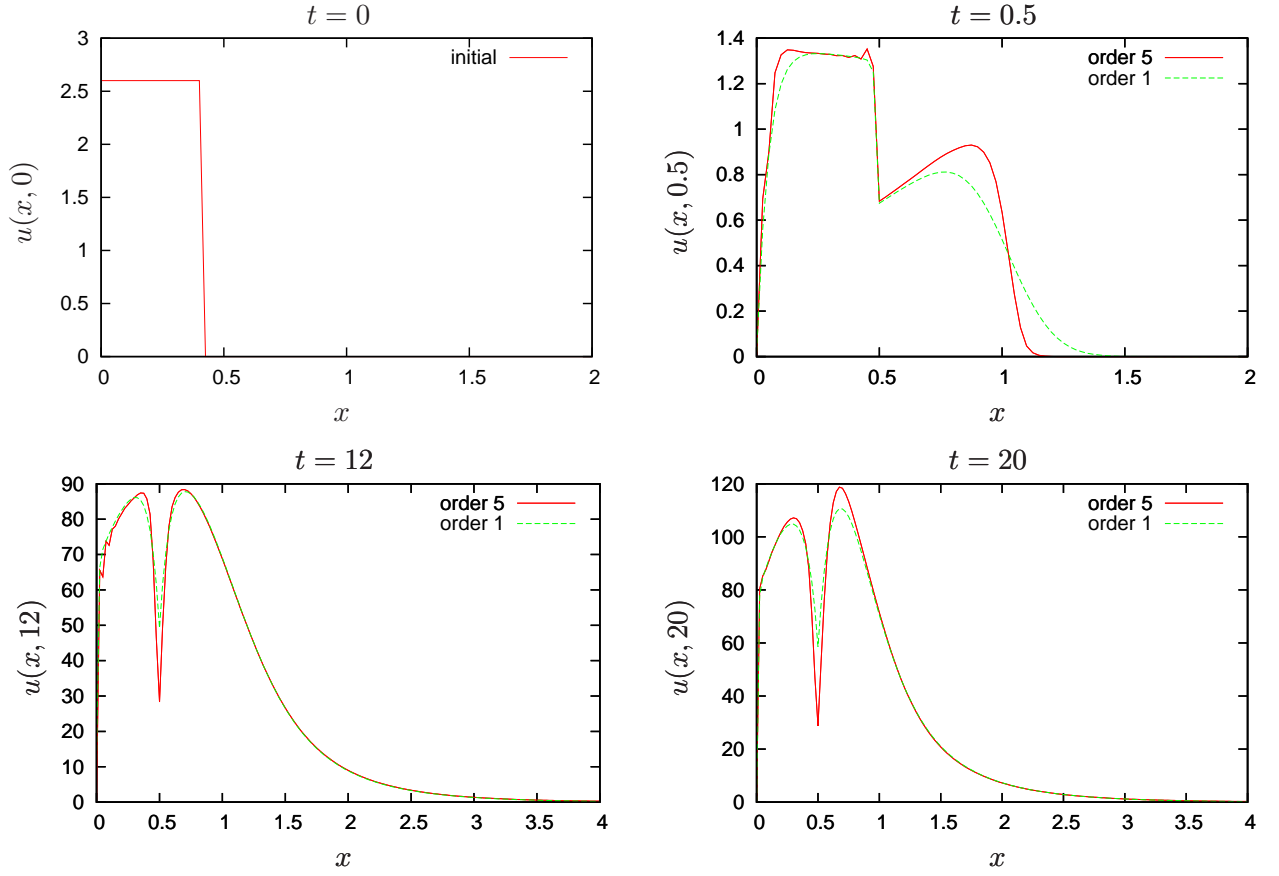


Figure 6: Comparison between first and fifth order schemes with the depolymerization value $k_{\text{off}} = 8 \times 10^{-6} \text{s}^{-1}$ and the flux splitting parameter $\lambda = 0$.

essentially the ratio between the quantity of monomers and the mass of polymers at the equilibrium as we can see on Figure 7.

5 Conclusion and future work

We have written a high order conservative scheme for a polymerization-type equation. The choice of the flux splitting for the transport term has been discussed but the accurate decomposition remains unclear. Moreover the simulations show some oscillations for any choice of the flux decomposition. These points remain to be investigated for a better understanding and improvement.

As we have remarked in Section 4.3, the size distribution converges toward an equilibrium which corresponds to an eigenvector. The fifth-order WENO scheme presented in this paper could be used to numerically compute such eigenvectors. Another application of the code is to solve inverse problems (see [15, 50]) in order to determine the size dependence of the different parameters.

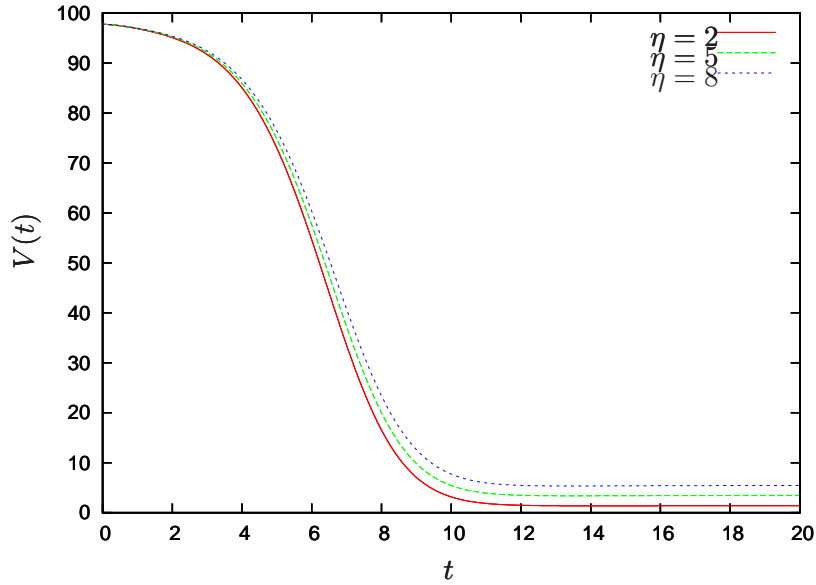


Figure 7: Evolution of the quantity of monomers for different depolymerization rates, with the scheme $\mathcal{G}_{0.2}$.

Acknowledgement

The authors are thankful to Vincent Calvez, Marie Doumic Jauffret, Frédéric Lagoutière and Natacha Lenuzza for their help and support during the Cemracs'09 research session.

This work has been done with the financial supports of

- the ANR contract TOPPAZ, allocation grant No. 4243, <http://www-roc.inria.fr/bang/TOPPAZ/>
- the CEA-Institute of Emerging Diseases and Innovative Therapies, Route du Panorama, Bat.60, F-92265 Fontenay-aux-Roses.

References

- [1] J. Banasiak and W. Lamb. On a coagulation and fragmentation equation with mass loss. *Proc. Roy. Soc. Edinburgh Sect. A*, 136(6):1157–1173, 2006.
- [2] F. Bekkal Brikci, J. Clairambault, and B. Perthame. Analysis of a molecular structured population model with possible polynomial growth for the cell division cycle. *Math. Comput. Modelling*, 47(7-8):699–713, 2008.
- [3] T. Biben, J.-C. Geminard, and F. Melo. Dynamics of Bio-Polymeric Brushes Growing from a Cellular Membrane: Tentative Modelling of the Actin Turnover within an Adhesion Unit; the Podosome. *J. Biol. Phys.*, 31:87–120, 2005.
- [4] B. Cajavec, S. Bernard, and H. Herzel. Aggregation in huntington's disease: insights through modelling. *Genome Inform*, 16(1):120–129, 2005.
- [5] V. Calvez, N. Lenuzza, M. Doumic, J.-P. Deslys, F. Mouthon, and B. Perthame. Prion dynamic with size dependency - strain phenomena. *J. of Biol. Dyn.*, in press, 2008.

- [6] V. Calvez, N. Lenuzza, D. Oelz, J.-P. Deslys, P. Laurent, F. Mouthon, and B. Perthame. Size distribution dependence of prion aggregates infectivity. *Math. Biosci.*, 1:88–99, 2009.
- [7] J. A. Carrillo and T. Goudon. A numerical study on large-time asymptotics of the Lifshitz-Slyozov system. *J. Sci. Comput.*, 20(1):69–113, 2004.
- [8] J.-F. Collet and T. Goudon. Lifshitz-Slyozov equations: the model with encounters. *Transport Theory Statist. Phys.*, 28(6):545–573, 1999.
- [9] J.-F. Collet and T. Goudon. On solutions of the Lifshitz-Slyozov model. *Nonlinearity*, 13(4):1239–1262, 2000.
- [10] J.-F. Collet, T. Goudon, and A. Vasseur. Some remarks on large-time asymptotic of the Lifshitz-Slyozov equations. *J. Statist. Phys.*, 108(1-2):341–359, 2002.
- [11] D. L. Craft, L. M. Wein, and D. J. Selkoe. A mathematical model of the impact of novel treatments on the a[β]burden in the alzheimer’s brain, csf and plasma. *Bulletin of Mathematical Biology*, 64(5):1011 – 1031, 2002.
- [12] A. Devys, T. Goudon, and P. Lafitte. A model describing the growth and the size distribution of multiple metastatic tumors.
- [13] M. Doumic. Analysis of a population model structured by the cells molecular content. *Math. Model. Nat. Phenom.*, 2(3):121–152, 2007.
- [14] M. Doumic, T. Goudon, and T. Lepoutre. Scaling limit of a discrete prion dynamics model. CMS, accepted, 2009.
- [15] M. Doumic, B. Perthame, and J. Zubelli. Numerical solution of an inverse problem in size-structured population dynamics. *Inverse Problems*, 25(electronic version):045008, 2009.
- [16] M. Doumic Jauffret and P. Gabriel. Eigenelements of a general aggregation-fragmentation model. M3AS, in press, June 2010.
- [17] P. B. Dubovskii and I. W. Stewart. Existence, uniqueness and mass conservation for the coagulation-fragmentation equation. *Math. Methods Appl. Sci.*, 19(7):571–591, 1996.
- [18] H. Engler, J. Pruss, and G. Webb. Analysis of a model for the dynamics of prions ii. *J. of Math. Anal. and App.*, 324(1):98–117, 2006.
- [19] M. Escobedo, P. Laurençot, S. Mischler, and B. Perthame. Gelation and mass conservation in coagulation-fragmentation models. *J. Differential Equations*, 195(1):143–174, 2003.
- [20] M. Escobedo and S. Mischler. Dust and self-similarity for the Smoluchowski coagulation equation. *Ann. Inst. H. Poincaré Anal. Non Linéaire*, 23(3):331–362, 2006.
- [21] M. Escobedo, S. Mischler, and B. Perthame. Gelation in coagulation and fragmentation models. *Comm. Math. Phys.*, 231(1):157–188, 2002.
- [22] M. Escobedo, S. Mischler, and M. Rodriguez Ricard. On self-similarity and stationary problem for fragmentation and coagulation models. *Ann. Inst. H. Poincaré Anal. Non Linéaire*, 22(1):99–125, 2005.

- [23] F. Filbet. An asymptotically stable scheme for diffusive coagulation-fragmentation models. *Commun. Math. Sci.*, 6(2):257–280, 2008.
- [24] F. Filbet and P. Laurençot. Numerical approximation of the Lifshitz-Slyozov-Wagner equation. *SIAM J. Numer. Anal.*, 41(2):563–588 (electronic), 2003.
- [25] F. Filbet and P. Laurençot. Mass-conserving solutions and non-conservative approximation to the Smoluchowski coagulation equation. *Arch. Math. (Basel)*, 83(6):558–567, 2004.
- [26] F. Filbet and P. Laurençot. Numerical simulation of the Smoluchowski coagulation equation. *SIAM J. Sci. Comput.*, 25(6):2004–2028 (electronic), 2004.
- [27] M. Greer, L. Pujo-Menjouet, and G. Webb. A mathematical analysis of the dynamics of prion proliferation. *J. Theoret. Biol.*, 242(3):598–606, 2006.
- [28] M. L. Greer, P. van den Driessche, L. Wang, and G. F. Webb. Effects of general incidence and polymer joining on nucleated polymerization in a model of prion proliferation. *SIAM Journal on Applied Mathematics*, 68(1):154–170, 2007.
- [29] M. Herrmann, P. Laurençot, and B. Niethammer. Self-similar solutions with fat tails for a coagulation equation with nonlocal drift. *Comptes Rendus Mathématique*, 347(15-16):909 – 914, 2009.
- [30] T. P. J. Knowles, C. A. Waudby, G. L. Devlin, S. I. A. Cohen, A. Aguzzi, M. Vendruscolo, E. M. Terentjev, M. E. Welland, and C. M. Dobson. An Analytical Solution to the Kinetics of Breakable Filament Assembly. *Science*, 326(5959):1533–1537, 2009.
- [31] P. Laurençot and S. Mischler. The continuous coagulation-fragmentation equations with diffusion. *Archive for Rational Mechanics and Analysis*, 162:45–49, 2002.
- [32] P. Laurençot and S. Mischler. From the discrete to the continuous coagulation-fragmentation equations. *Proc. Roy. Soc. Edinburgh Sect. A*, 132(5):1219–1248, 2002.
- [33] P. Laurençot and S. Mischler. Convergence to equilibrium for the continuous coagulation-fragmentation equation. *Bull. Sci. Math.*, 127(3):179–190, 2003.
- [34] P. Laurençot and S. Mischler. On coalescence equations and related models. In *Modeling and computational methods for kinetic equations*, Model. Simul. Sci. Eng. Technol., pages 321–356. Birkhäuser Boston, Boston, MA, 2004.
- [35] P. Laurençot and S. Mischler. Liapunov functionals for Smoluchowski’s coagulation equation and convergence to self-similarity. *Monatsh. Math.*, 146(2):127–142, 2005.
- [36] P. Laurençot and C. Walker. Well-posedness for a model of prion proliferation dynamics. *J. Evol. Equ.*, 7(2):241–264, 2007.
- [37] N. Lenuzza. *Modélisation de la réplication des Prions: implication de la dépendance en taille des agrégats de PrP et de l’hétérogénéité des populations cellulaires*. PhD thesis, Paris, 2009.
- [38] A. Lomakin, D. B. Teplow, D. A. Kirschner, and G. B. Benedek. Kinetic theory of fibrillogenesis of amyloid-protein. *Proceedings of the National Academy of Sciences of the United States of America*, 94(15):7942–7947, 1997.

- [39] J. Masel, N. Genoud, and A. Aguzzi. Efficient inhibition of prion replication by prp-fc2 suggests that the prion is a prpsc oligomer. *Journal of Molecular Biology*, 345(5):1243 – 1251, 2005.
- [40] J. Masel, V. Jansen, and M. Nowak. Quantifying the kinetic parameters of prion replication. *Biophysical Chemistry*, 77(2-3):139 – 152, 1999.
- [41] P. Michel. Existence of a solution to the cell division eigenproblem. *Math. Models Methods Appl. Sci.*, 16(7, suppl.):1125–1153, 2006.
- [42] S. Mischler and M. Rodriguez Ricard. Existence globale pour l'équation de Smoluchowski continue non homogène et comportement asymptotique des solutions. *C. R. Math. Acad. Sci. Paris*, 336(5):407–412, 2003.
- [43] B. Niethammer and R. Pego. The LSW model for domain coarsening: asymptotic behavior for conserved total mass. *J. Statist. Phys.*, 104(5-6):1113–1144, 2001.
- [44] B. Niethammer and R. Pego. Well-posedness for measure transport in a family of nonlocal domain coarsening models. *Indiana Univ. Math. J.*, 54(2):499–530, 2005.
- [45] B. Niethammer and J. J. L. Velázquez. Global well-posedness for an inhomogeneous LSW-model in unbounded domains. *Math. Ann.*, 328(3):481–501, 2004.
- [46] B. Niethammer and J. J. L. Velázquez. On the convergence to the smooth self-similar solution in the LSW model. *Indiana Univ. Math. J.*, 55(2):761–794, 2006.
- [47] K. Pakdaman, B. Perthame, and D. Salort. Dynamics of a structured neuron population. (submitted), 2009.
- [48] M. M. Pallitto and R. M. Murphy. A mathematical model of the kinetics of [beta]-amyloid fibril growth from the denatured state. *Biophysical Journal*, 81(3):1805 – 1822, 2001.
- [49] B. Perthame. *Transport equations in biology*. Frontiers in Mathematics. Birkhäuser Verlag, Basel, 2007.
- [50] B. Perthame and J. Zubelli. On the inverse problem for a size-structured population model. *Inverse Problems*, 23(3):1037–1052, 2007.
- [51] J. Pruss, L. Pujo-Menjouet, G. Webb, and R. Zacher. Analysis of a model for the dynamics of prion. *Dis. Cont. Dyn. Sys. Ser. B*, 6(1):225–235, 2006.
- [52] R. Rubenstein, P. Gray, T. Cleland, M. Piltch, W. Hlavacek, R. Roberts, J. Ambrosiano, and J.-I. Kim. Dynamics of the nucleated polymerization model of prion replication. *Biophysical Chemistry*, 125(2-3):360 – 367, 2007.
- [53] G. shan Jiang and D. Peng. Weighted eno schemes for hamilton-jacobi equations. *SIAM J. Sci. Comput.*, 21:2126–2143, 1997.
- [54] J. Shen, C.-W. Shu, and M. Zhang. A high order WENO scheme for a hierarchical size-structured population model. *J. Sci. Comput.*, 33(3):279–291, 2007.
- [55] C.-W. Shu. Essentially non-oscillatory and weighted essentially non-oscillatory schemes for hyperbolic conservation laws. pages 325–432. Springer, 1998.

- [56] J. Silveira, G. Raymond, A. Hughson, R. Race, V. Sim, S. Hayes, and B. Caughey. The most infectious prion protein particles. *Nature*, 437(7056):257–261, Sept. 2005.
- [57] I. W. Stewart and E. Meister. A global existence theorem for the general coagulation-fragmentation equation with unbounded kernels. *Mathematical Methods in the Applied Sciences*, 11:627–648, 1989.