



HAL
open science

An energetically consistent viscous sedimentation model

Jean de Dieu Zabsonré, Carine Lucas, Enrique D. Fernandez-Nieto

► **To cite this version:**

Jean de Dieu Zabsonré, Carine Lucas, Enrique D. Fernandez-Nieto. An energetically consistent viscous sedimentation model. *Mathematical Models and Methods in Applied Sciences*, 2009, 19 (3), pp.477-499. hal-00445677

HAL Id: hal-00445677

<https://hal.science/hal-00445677v1>

Submitted on 11 Jan 2010

HAL is a multi-disciplinary open access archive for the deposit and dissemination of scientific research documents, whether they are published or not. The documents may come from teaching and research institutions in France or abroad, or from public or private research centers.

L'archive ouverte pluridisciplinaire **HAL**, est destinée au dépôt et à la diffusion de documents scientifiques de niveau recherche, publiés ou non, émanant des établissements d'enseignement et de recherche français ou étrangers, des laboratoires publics ou privés.

AN ENERGETICALLY CONSISTENT VISCIOUS SEDIMENTATION MODEL

JEAN DE DIEU ZABSONRÉ

*Université de Ouagadougou, UFR/SEA, LAME,
03 BP 7021 Ouagadougou 03, Burkina Faso.
jzabsonre@univ-ouaga.bf*

*Université Polytechnique de Bobo-Dioulasso, ISEA,
01 BP 1091 Bobo 01, Burkina Faso.
jzabsonre@gmail.com*

CARINE LUCAS

*MAPMO, Université d'Orléans,
UFR Sciences Bâtiment de Mathématiques,
Route de Chartres B. P. 6759,
45067 Orléans Cedex 2, France.
carine.lucas@univ-orleans.fr*

ENRIQUE FERNÁNDEZ-NIETO

*Departamento de Matemática Aplicada I, E. T. S. Arquitectura,
Universidad de Sevilla
Avda Reina Mercedes N.2, 41012 Sevilla, Spain.
edofe@us.es*

Received 20 November 2007

Revised 25 June 2008

Communicated by A. Quarteroni

In this paper we consider a two dimensional viscous sedimentation model which is a viscous Shallow-Water system coupled with a diffusive equation that describes the evolution of the bottom. For this model, we prove the stability of weak solutions for periodic domains and give some numerical experiments. We also discuss around various discharge quantity choices.

Keywords: Sedimentation; shallow water; viscous models; energetic consistency; stability.

AMS Subject Classification: 35Q30

1. Introduction.

Phenomena related to sediment transport have a huge interest as they affect human life and earth morphology in a determinant way. Indeed, the geomorphological evolution of rivers under the effect of hydrodynamic transport of sediments constitutes a fundamental problem for rivers management, estimates of environmental risks

and prevention of floods. The analysis of sediment transport is then important to predict and prevent natural disasters.

For this purpose, many physical and mathematical models are proposed in the literature in order to predict the bed evolution and the changes in water regime when such unsteady flows occur. Physical experiments are used in particular to calculate local scouring phenomena, such as the local erosion around bridge piers or the scour hole due to a jet issued from an underflow gate. However, when problems with large space or times scales have to be solved, a mathematical model is generally required.

Among the mathematical models, the most often used is based on the Saint-Venant-Exner equations. This model, studied numerically in Refs. 10 and 19 for example, couples an hydrodynamic Saint-Venant (Shallow-Water) system to a morphodynamic bed-load transport sediment equation (similar to the one introduced in Ref. 21) as follows:

$$\partial_t h + \operatorname{div} q = 0, \quad (1.1)$$

$$\partial_t q + \operatorname{div} \left(\frac{q \otimes q}{h} \right) + \frac{1}{Fr^2} h \nabla (h + z_b) = 0, \quad (1.2)$$

and

$$\partial_t z_b + \xi \operatorname{div}(q_b(h, q)) = 0 \quad (1.3)$$

where Fr is the Froude number (square root of the ratio between kinetic and gravitational energy), z_b is the movable bed thickness, $\xi = 1/(1 - \psi_0)$ with ψ_0 the porosity of the sediment layer and q_b denotes the solid transport flux or sediment discharge. It depends on the height h of the fluid and the water discharge $q = hu$, where u is the velocity (see Fig. 1).

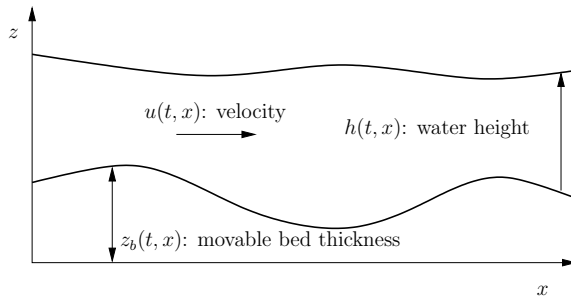


Fig. 1. Sediment and water heights

For the solid transport flux q_b , there exist several formulas in the literature: the Grass equation,¹¹ the Meyer-Peter and Muller equation,¹⁶ or the formulas of Fernández Luque and Van Beek, of Van Rijn, or of Nielsen^{10,19}. All of them are

obtained using empirical methods. The most basic sediment model is the Grass equation, where the sediment movement begins at the same time as the fluid motion. In this case, the solid transport flux is given by

$$q_b(h, q) = A_g \frac{q}{h} \left| \frac{q}{h} \right|^{m_g} = A_g |u|^{m_g} u, \quad 0 \leq m_g \leq 3, \quad (1.4)$$

where the constant A_g includes the effects due to grain size and kinematic viscosity.

However, system (1.1)–(1.3) does not take the viscosity into account. In the viscous case, we have to consider the viscous version of the Shallow-Water system. Several choices have been considered in the literature for the viscous term¹⁴: in Ref. 17, the author chooses the Laplacian and obtained an existence result, but this system is not energetically consistent. In Refs. 1 and 2, the viscous terms are $\operatorname{div}(h\nabla u)$ or $\operatorname{div}(hD(u))$, which gives an energetically consistent system. In this case, the authors proved the existence of global weak solutions. The key point in those papers is to show that the structure of the diffusion term provides some extra regularity for the density thanks to a new mathematical entropy inequality named BD entropy. But note that the stability result is obtained using drag and turbulence terms or capillarity. Recently, keeping this choice of viscous terms but without any additional regularizing terms, Mellet and Vasseur¹⁵ proved the stability of a class of barotropic compressible Navier-Stokes equations, which includes the case of the viscous energetically consistent Shallow-Water system. This paper also uses the new BD entropy with an extra key point which gives bounds on hu^2 in a better space than $L^\infty(0, T; L^1(\Omega))$, thanks to new multipliers, namely $|u|^k u$ and $u + u \log(1 + |u|^2)$.

Let us recall now the existing results on the viscous sedimentation models, that are a viscous Shallow-Water system coupled with an evolution equation for the bottom. A recent work²¹ has been done on a model that couples the Shallow-Water system studied by Orenge

$$\partial_t h + \operatorname{div}(hu) = 0 \quad (1.5)$$

$$\partial_t u + u \cdot \nabla u + \frac{1}{Fr^2} \nabla(h + z_b) - \Delta u = f, \quad (1.6)$$

with a Grass equation (1.4) satisfying

$$\xi q_b = hu. \quad (1.7)$$

As the authors assume small variations of the free surface around a fixed level ($z = cst$), they replace h by $-z_b$ in (1.7). Then they follow the lines given by Ref. 17: thanks to a Brower fixed point on the finite dimensional problem, they get global existence results assuming the data to be small enough.

In this paper, we propose a new viscous sedimentation model, stable and energetically consistent. It consists in coupling a viscous Shallow-Water system with a sediment diffusive equation in a bounded domain with periodic boundary conditions, that is $\Omega = T^2$. More precisely, if we denote by ν the non-dimensional

viscosity ($\nu = 2/Re$, where Re is the Reynolds number) and A a positive constant, we consider the following system

$$\partial_t h + \operatorname{div}(hu) = 0, \quad (1.8)$$

$$\partial_t(hu) + \operatorname{div}(hu \otimes u) + \frac{h\nabla(h+z_b)}{Fr^2} - \nu \operatorname{div}(hD(u)) = 0, \quad (1.9)$$

$$\partial_t z_b + A \operatorname{div}(h|u|^k u) - \frac{\nu}{2} \Delta z_b = 0, \quad (1.10)$$

with the initial conditions

$$h|_{t=0} = h_0 \geq 0, \quad z_b|_{t=0} = z_{b_0}, \quad hu|_{t=0} = m_0, \quad (1.11)$$

where $D(u)$ is the symmetric part of the gradient, $D(u) = (\nabla u + {}^t\nabla u)/2$, $Fr > 0$ denotes the Froude number, k is a positive real number satisfying $0 < k < 1/2$. The initial data are taken in such a way that

$$\begin{aligned} h_0 &\in L^2(\Omega), & z_{b_0} &\in L^2(\Omega), \\ \frac{|q_0|^2}{h_0} &\in L^1(\Omega), & \nabla \sqrt{h_0} &\in (L^2(\Omega))^2. \end{aligned} \quad (1.12)$$

After stating the main results in Sec. 2, we establish, in Sec. 3 some energy and entropy relations that give us *a priori* estimates. These estimates are then used in Sec. 4 to prove the announced theorem. We also propose, in Sec. 5, two other models of sedimentation, inspired by the works mentioned above. More precisely, we first study the model considered in Ref. 21 but with the viscous Shallow-Water system (1.8)–(1.9) and, in a second part, we introduce one of the multipliers used by Mellet and Vasseur in the sediment equation. Lastly, we conclude, in Sec. 6, with numerical experiments on these new models.

2. Main results.

In this part, we first recall the definition that will be used in the following. We then give the main theorem of this paper that will be proved in Sec. 4.

2.1. Notion of weak solutions.

We shall say $(h, q = hu, z_b)$ is a *weak solution* of (1.8)–(1.10) on $(0, T) \times \Omega$ with initial conditions (1.11) if

- System (1.8)–(1.10) holds in $(\mathcal{D}'((0, T) \times \Omega))^4$,
- Eq. (1.11) (on initial conditions) holds in $\mathcal{D}'(\Omega)$ with $h \geq 0$ a.e.,
- the Energy inequality (3.1) is satisfied for a.e. non-negative t and the following regularity properties are satisfied:

$$\begin{aligned} \sqrt{h}u &\in L^\infty(0, T; (L^2(\Omega))^2), & \sqrt{h}\nabla u &\in L^2(0, T; (L^2(\Omega))^4), \\ h^{1/(k+2)}u &\in L^\infty(0, T; (L^{k+2}(\Omega))^2), & h + z_b &\in L^\infty(0, T; L^2(\Omega)), \\ \nabla h + \nabla z_b &\in L^2(0, T; (L^2(\Omega))^2), & \nabla \sqrt{h} &\in L^\infty(0, T; (L^2(\Omega))^2), \\ h^{1/k}D(u)^{2/k}u &\in L^k(0, T; (L^k(\Omega))^2), \end{aligned}$$

- h and z_b are in $C^0(0, T; H^{-s}(\Omega))$ and hu is in $C^0(0, T; (H^{-s}(\Omega))^2)$ for s large enough.

2.2. Main theorem.

The main result of this paper is the following:

Theorem 2.1. *Let $(h_n, q_n = h_n u_n, z_{b_n})$ be a sequence of weak solutions of (1.8)–(1.10) satisfying entropy inequalities (3.1), (3.4), with initial data*

$$h_n|_{t=0} = h_0^n(x), \quad h_n u_n|_{t=0} = q_0^n(x) \quad \text{and} \quad z_{b_n}|_{t=0} = z_{b_0}^n(x),$$

where h_0^n , $z_{b_0}^n$ and u_0^n verify

$$h_0^n \geq 0, \quad h_0^n \rightarrow h_0 \text{ in } L^1(\Omega), \quad z_{b_0}^n \rightarrow z_{b_0} \text{ in } L^1(\Omega), \quad q_0^n \rightarrow q_0 \text{ in } L^1(\Omega), \quad (2.1)$$

and satisfy the following bounds:

$$\begin{aligned} \int_{\Omega} h_0^n \frac{|u_0^n|^2}{2} + \frac{|h_0^n + z_{b_0}^n|^2}{2} + h_0^n \frac{|u_0^n|^{k+2}}{k+2} < C, \\ \int_{\Omega} \left| \nabla \sqrt{h_0^n} \right|^2 < C \quad \text{and} \quad \int_{\Omega} |h_0^n| < C. \end{aligned} \quad (2.2)$$

Then, up to a subsequence, h_n , q_n and z_{b_n} converge strongly in $C^0(0, T; L^{2p/(2+p)}(\Omega))$, $C^0(0, T; W^{-1, 2p/(2+p)}(\Omega))$ and $C^0(0, T; L^{2p/(2+p)}(\Omega))$ respectively to a weak solution of (1.8)–(1.10) satisfying entropy inequalities (3.1) and (3.4).

3. Energy estimates and BD entropy.

In this section, we give some energy and entropy inequalities. These relations will be used in Sec. 4 where we prove Theorem 2.1. But let us first recall the energy inequality in the inviscid case, for system (1.1)–(1.3).

3.1. The case without viscosity.

Lemma 3.1. *Let (h, q, z_b) be a smooth solution of the system*

$$\begin{aligned} \partial_t h + \operatorname{div} q &= 0, \\ \partial_t q + \operatorname{div}(hu \otimes u) + \frac{1}{Fr^2} h \nabla(h + z_b) &= 0, \\ \partial_t z_b + \operatorname{Adiv}(h|u|^k u) &= 0. \end{aligned}$$

Then the following identity holds:

$$\frac{1}{2} \frac{d}{dt} \int_{\Omega} h|u|^2 + \frac{A}{k+2} \frac{d}{dt} \int_{\Omega} h|u|^{k+2} + \frac{1}{2Fr^2} \frac{d}{dt} \int_{\Omega} |h + z_b|^2 = 0.$$

The proof of this lemma will be included in the viscous case.

3.2. The viscous case.

From now on, we consider the viscous system (1.8)–(1.10).

Proposition 3.1. *Let (h, q, z_b) be a smooth solution of (1.8)–(1.10). Then the following energy inequality holds:*

$$\begin{aligned} & \frac{1}{2} \frac{d}{dt} \int_{\Omega} h|u|^2 + \frac{1}{2Fr^2} \frac{d}{dt} \int_{\Omega} |z_b + h|^2 + \frac{A}{k+2} \frac{d}{dt} \int_{\Omega} h|u|^{k+2} \\ & + \frac{\nu}{2Fr^2} \int_{\Omega} \nabla h \cdot \nabla z_b + \frac{\nu}{2Fr^2} \int_{\Omega} |\nabla z_b|^2 + \frac{\nu}{4} \int_{\Omega} h |\nabla u + {}^t\nabla u|^2 \\ & + \frac{1-2k}{4} A\nu \int_{\Omega} h |\nabla u + {}^t\nabla u|^2 |u|^k \leq 0. \end{aligned} \quad (3.1)$$

Proof. We multiply Eq. (1.9) by u , and integrate on Ω . This gives, using (1.8):

$$\int_{\Omega} h \partial_t u \cdot u + \int_{\Omega} (hu \cdot \nabla) u \cdot u + \frac{1}{Fr^2} \int_{\Omega} h \nabla (h + z_b) \cdot u - \nu \int_{\Omega} \operatorname{div} (hD(u)) \cdot u = 0.$$

Now let us simplify each term:

- $\int_{\Omega} h \partial_t u \cdot u + \int_{\Omega} (hu \cdot \nabla) u \cdot u = \frac{1}{2} \frac{d}{dt} \int_{\Omega} h|u|^2,$
- $\int_{\Omega} h \nabla (h + z_b) \cdot u = \int_{\Omega} (h + z_b) \partial_t h = \frac{1}{2} \frac{d}{dt} \int_{\Omega} h^2 + \int_{\Omega} z_b \partial_t h,$
- $\int_{\Omega} \operatorname{div} (hD(u)) \cdot u = - \int_{\Omega} hD(u) : \nabla u = -\frac{1}{4} \int_{\Omega} h |\nabla u + {}^t\nabla u|^2.$

Substituting all these terms, we get:

$$\frac{1}{2} \frac{d}{dt} \int_{\Omega} h|u|^2 + \frac{1}{2Fr^2} \frac{d}{dt} \int_{\Omega} h^2 + \frac{1}{Fr^2} \int_{\Omega} z_b \partial_t h + \frac{\nu}{4} \int_{\Omega} h |\nabla u + {}^t\nabla u|^2 = 0. \quad (3.2)$$

Contrary to the study of the classical Shallow Water system, we cannot make any assumption on the regularity of the bottom z_b : we have to use the energy relations to get such properties. That is the reason why we are led to carry on the calculation.

We multiply Eq. (1.9) by $|u|^k u$ and we integrate on Ω :

$$\begin{aligned} & \int_{\Omega} h \partial_t u \cdot |u|^k u + \int_{\Omega} (hu \cdot \nabla) u \cdot |u|^k u + \frac{1}{Fr^2} \int_{\Omega} h \nabla (h + z_b) \cdot |u|^k u \\ & - \nu \int_{\Omega} \operatorname{div} (hD(u)) \cdot |u|^k u = 0. \end{aligned}$$

Here again, we study separately each term:

- $\int_{\Omega} h \partial_t u \cdot |u|^k u + \int_{\Omega} (hu \cdot \nabla) u \cdot |u|^k u = \frac{1}{k+2} \frac{d}{dt} \int_{\Omega} h|u|^{k+2},$
- $\frac{1}{Fr^2} \int_{\Omega} h \nabla (h + z_b) \cdot |u|^k u = -\frac{1}{Fr^2} \int_{\Omega} (h + z_b) \operatorname{div} (h|u|^k u).$

Then we use Eq. (1.10) to write:

$$\begin{aligned}
 & \frac{1}{Fr^2} \int_{\Omega} h \nabla(h + z_b) \cdot |u|^k u \\
 &= -\frac{\nu}{2AFr^2} \int_{\Omega} (h + z_b) \Delta z_b + \frac{1}{AFr^2} \int_{\Omega} (h + z_b) \partial_t z_b \\
 &= \frac{\nu}{2AFr^2} \int_{\Omega} \nabla h \cdot \nabla z_b + \frac{\nu}{2AFr^2} \int_{\Omega} |\nabla z_b|^2 + \frac{1}{AFr^2} \int_{\Omega} h \partial_t z_b \\
 & \quad + \frac{1}{2AFr^2} \frac{d}{dt} \int_{\Omega} z_b^2, \\
 \bullet & \int_{\Omega} \operatorname{div}(hD(u)) \cdot |u|^k u = -\frac{1}{4} \int_{\Omega} h |\nabla u + {}^t \nabla u|^2 |u|^k \\
 & \quad - k \int_{\Omega} (hD(u)u \cdot \nabla) u \cdot u |u|^{k-2}, \\
 \text{and } & \left| \int_{\Omega} (hD(u)u \cdot \nabla) u \cdot u |u|^{k-2} \right| \leq 2 \int_{\Omega} h |D(u)|^2 |u|^k.
 \end{aligned}$$

Gathering all these results, we are led to:

$$\begin{aligned}
 & \frac{1}{k+2} \frac{d}{dt} \int_{\Omega} h |u|^{k+2} + \frac{\nu}{2AFr^2} \int_{\Omega} \nabla h \cdot \nabla z_b + \frac{\nu}{2AFr^2} \int_{\Omega} |\nabla z_b|^2 + \frac{1}{AFr^2} \int_{\Omega} h \partial_t z_b \\
 & \quad + \frac{1}{2AFr^2} \frac{d}{dt} \int_{\Omega} z_b^2 + \frac{1-2k}{4} \nu \int_{\Omega} h |\nabla u + {}^t \nabla u|^2 |u|^k \leq 0. \quad (3.3)
 \end{aligned}$$

Now we multiply Eq. (3.3) by A and we add Eq. (3.2): we find the proclaimed inequality. \square

However, we still do not know the sign of the integral of $\nabla h \cdot \nabla z_b$. To get more information, we study the BD entropy.

Proposition 3.2. *For (h, q, z_b) solution of the model (1.8)–(1.10), we show the following relation:*

$$\begin{aligned}
 & \frac{1}{2} \frac{d}{dt} \int_{\Omega} h |u + \nu \nabla \log h|^2 + \frac{1}{Fr^2} \frac{d}{dt} \int_{\Omega} |z_b + h|^2 + \frac{2A}{k+2} \frac{d}{dt} \int_{\Omega} h |u|^{k+2} \\
 & \quad + \frac{1}{2} \frac{d}{dt} \int_{\Omega} h |u|^2 + \frac{\nu}{Fr^2} \int_{\Omega} |\nabla(h + z_b)|^2 + \frac{\nu}{4} \int_{\Omega} h |\nabla u + {}^t \nabla u|^2 \\
 & \quad + \frac{\nu}{4} \int_{\Omega} h |\nabla u - {}^t \nabla u|^2 + \frac{1-2k}{4} A \nu \int_{\Omega} h |\nabla u + {}^t \nabla u|^2 |u|^k \leq 0. \quad (3.4)
 \end{aligned}$$

The proof relies on the following lemma:

Lemma 3.2. *If (h, q, z_b) is a solution of the model (1.8)–(1.10), we have the equal-*

ity:

$$\begin{aligned} & \frac{\nu^2}{2} \frac{d}{dt} \int_{\Omega} h |\nabla \log h|^2 + \frac{\nu}{Fr^2} \int_{\Omega} |\nabla h|^2 \\ &= -\nu \frac{d}{dt} \int_{\Omega} u \cdot \nabla h + \nu \int_{\Omega} h \nabla u : {}^t \nabla u - \frac{\nu}{Fr^2} \int_{\Omega} \nabla h \cdot \nabla z_b. \end{aligned} \quad (3.5)$$

Proof. If we derive the mass equation (1.8) with respect to x_i and multiply it by $h \partial_i \log h$, when we compute the sum over i and integrate on Ω (see Ref. 1), we get:

$$\begin{aligned} & \frac{1}{2} \frac{d}{dt} \int_{\Omega} h |\nabla \log h|^2 + \int_{\Omega} h \nabla \operatorname{div} u \cdot \nabla \log h \\ & \quad + \int_{\Omega} h \nabla u : \nabla \log h \otimes \nabla \log h = 0. \end{aligned} \quad (3.6)$$

This relation will be used in the following.

We multiply the momentum equation (1.9) by $(\nu/2) \nabla \log h$:

$$\begin{aligned} & \frac{\nu}{2} \int_{\Omega} (\partial_t u + (u \cdot \nabla) u) \cdot \nabla h + \frac{\nu^2}{2} \int_{\Omega} D(u) : \left(\nabla \nabla h - \frac{\nabla h \otimes \nabla h}{h} \right) \\ & \quad + \frac{\nu}{2Fr^2} \int_{\Omega} |\nabla h|^2 = -\frac{\nu}{2Fr^2} \int_{\Omega} \nabla z_b \cdot \nabla h. \end{aligned}$$

We simplify this expression using the following relations:

$$\begin{aligned} & \int_{\Omega} h \nabla u : \nabla \log h \otimes \nabla \log h = \int_{\Omega} D(u) : \frac{\nabla h \otimes \nabla h}{h}, \\ & \int_{\Omega} D(u) : \nabla \nabla h + \int_{\Omega} \nabla \operatorname{div} u \cdot \nabla h = 0, \end{aligned}$$

and add Eq. (3.6) multiplied by $\nu^2/2$. We get:

$$\begin{aligned} & \frac{\nu^2}{4} \frac{d}{dt} \int_{\Omega} h |\nabla \log h|^2 + \frac{\nu}{2Fr^2} \int_{\Omega} |\nabla h|^2 \\ &= -\frac{\nu}{2} \int_{\Omega} (\partial_t u + (u \cdot \nabla) u) \cdot \nabla h - \frac{\nu}{2Fr^2} \int_{\Omega} \nabla z_b \cdot \nabla h, \\ &= -\frac{\nu}{2} \frac{d}{dt} \int_{\Omega} u \cdot \nabla h + \frac{\nu}{2} \int_{\Omega} h \nabla u : {}^t \nabla u - \frac{\nu}{2Fr^2} \int_{\Omega} \nabla z_b \cdot \nabla h, \end{aligned}$$

which ends the proof of Lemma 3.2. \square

Proof. We come back to the proof of Proposition 3.2.

Equation (3.5) gives us:

$$\begin{aligned} & \frac{1}{2} \frac{d}{dt} \int_{\Omega} h |u + \nu \nabla \log h|^2 + \frac{\nu}{Fr^2} \int_{\Omega} |\nabla h|^2 \\ &= \frac{1}{2} \frac{d}{dt} \int_{\Omega} h |u|^2 + \nu \int_{\Omega} h \nabla u : {}^t \nabla u - \frac{\nu}{Fr^2} \int_{\Omega} \nabla h \cdot \nabla z_b. \end{aligned}$$

We add to this equality the energy inequality (3.1) multiplied by 2:

$$\begin{aligned} & \frac{1}{2} \frac{d}{dt} \int_{\Omega} h|u + \nu \nabla \log h|^2 + \frac{1}{Fr^2} \frac{d}{dt} \int_{\Omega} |z_b + h|^2 + \frac{2A}{k+2} \frac{d}{dt} \int_{\Omega} h|u|^{k+2} \\ & + \frac{1}{2} \frac{d}{dt} \int_{\Omega} h|u|^2 + \frac{\nu}{Fr^2} \int_{\Omega} |\nabla(h + z_b)|^2 + \frac{\nu}{2} \int_{\Omega} h |\nabla u + {}^t \nabla u|^2 \\ & + \frac{1-2k}{4} A\nu \int_{\Omega} h |\nabla u + {}^t \nabla u|^2 |u|^k \leq \nu \int_{\Omega} h \nabla u : {}^t \nabla u, \end{aligned}$$

which proves the proposition. \square

We then know that our system is dissipative. In addition, we can give *a priori* estimates:

Corollary 3.1. *If (h, q, z_b) is solution of the model (1.8)–(1.10), then, thanks to Proposition 3.2, we have:*

$$\begin{aligned} & \|\sqrt{h}u\|_{L^\infty(0,T;(L^2(\Omega))^2)} \leq c \in \mathbb{R}_+, & \|\nabla \sqrt{h}\|_{L^\infty(0,T;(L^2(\Omega))^2)} \leq c, \\ & \|z_b + h\|_{L^\infty(0,T;L^2(\Omega))} \leq c, & \|\sqrt{h}|u|^{(k+2)/2}\|_{L^\infty(0,T;(L^2(\Omega))^2)} \leq c, \\ & \|\nabla(h + z_b)\|_{L^2(0,T;(L^2(\Omega))^2)} \leq c, & \|\sqrt{h}\nabla u\|_{L^2(0,T;(L^2(\Omega))^2)} \leq c, \\ & \|\sqrt{h}D(u)|u|^{k/2}\|_{L^2(0,T;(L^2(\Omega))^2)} \leq c. \end{aligned}$$

4. Convergence theorem.

This section is devoted to the proof of Theorem 2.1, in four steps. Thanks to the previous estimates, we show the convergence of the different terms that compose the equation.

4.1. First step: Convergence of the sequences $(\sqrt{h_n})_{n \geq 1}$, $(h_n)_{n \geq 1}$ and $(z_{b_n})_{n \geq 1}$.

First, we give the spaces in which $(\sqrt{h_n})_n$ is bounded.

If we integrate the mass equation, we directly get $(\sqrt{h_n})_n$ in $L^\infty(0, T; L^2(\Omega))$. Corollary 3.1 gives us $\|\nabla \sqrt{h}\|_{L^\infty(0,T;(L^2(\Omega))^2)} \leq c$, so we obtain:

$$(\sqrt{h_n})_n \text{ is bounded in } L^\infty(0, T; H^1(\Omega)). \quad (4.1)$$

Moreover, thanks to the mass equation again, we have the following equality:

$$\partial_t \sqrt{h_n} = \frac{1}{2} \sqrt{h_n} \operatorname{div} u_n - \operatorname{div} (\sqrt{h_n} u_n),$$

which gives that $(\partial_t \sqrt{h_n})_n$ is bounded in $L^2(0, T; H^{-1}(\Omega))$.

Applying Aubin-Simon lemma, we can extract a subsequence, still denoted $(h_n)_{n \geq 1}$, such that $\sqrt{h_n}$ strongly converges to \sqrt{h} in $C^0(0, T; L^2(\Omega))$.

Let us study now the subsequence $(h_n)_{n \geq 1}$. According to the property (4.1) and Sobolev embeddings, we know that, for all finite p , $(\sqrt{h_n})_n$ is bounded in

$L^\infty(0, T; L^p(\Omega))$. In the following, we will assume $p \geq 4$ in order to simplify our expressions and ensure that $(h_n)_n$ is in $L^\infty(0, T; L^2(\Omega))$.

The equality $\nabla h_n = 2\sqrt{h_n} \nabla \sqrt{h_n}$ enables us to bound the sequence $(\nabla h_n)_n$ in $L^\infty(0, T; (L^{2p/(2+p)}(\Omega))^2)$ and consequently the sequence $(h_n)_n$ is bounded in $L^\infty(0, T; W^{1, 2p/(2+p)}(\Omega))$.

Moreover, we have some properties on the time derivative of h_n ; actually the mass equation reads: $\partial_t h_n = -\operatorname{div}(h_n u_n)$. Splitting the product $h_n u_n$ into $h_n u_n = \sqrt{h_n} \sqrt{h_n} u_n$, we get $(h_n u_n)_n$ in $L^\infty(0, T; (L^{2p/(2+p)}(\Omega))^2)$ and $(\partial_t h_n)_n$ in $L^\infty(0, T; W^{-1, 2p/(2+p)}(\Omega))$.

Thanks to Aubin-Simon lemma again, we find:

$$h_n \rightarrow h \text{ in } \mathcal{C}^0(0, T; L^{2p/(2+p)}(\Omega)).$$

Last, we consider the bottom term $(z_{b_n})_n$: with Corollary 3.1 and the bound on $(\sqrt{h_n})_n$ in $L^\infty(0, T; L^p(\Omega))$, we know that the sequence $(\nabla z_{b_n})_n$ is bounded in $L^2(0, T; (L^{2p/(2+p)}(\Omega))^2)$, which gives

$$(z_{b_n})_n \text{ is bounded in } L^\infty(0, T; W^{1, 2p/(2+p)}(\Omega)).$$

For the time derivative of z_{b_n} , we restart from Eq. (1.10). We have just shown that $(\Delta z_{b_n})_n$ is in $L^\infty(0, T; W^{-1, 2p/(2+p)}(\Omega))$. Let us come to the divergence term:

$$h_n |u_n|^k u_n = h_n^{(1-k)/2} \left(h_n^{1/2} |u_n| \right)^k h_n^{1/2} u_n \quad (4.2)$$

where

- $\left(h_n^{(1-k)/2} \right)_n$ is bounded in $L^\infty(0, T; L^{p/(1-k)}(\Omega))$,
- $\left(\left(h_n^{1/2} |u_n| \right)^k \right)_n$ is bounded in $L^\infty(0, T; L^{2/k}(\Omega))$,
- $\left(h_n^{1/2} u_n \right)_n$ is bounded in $L^\infty(0, T; (L^2(\Omega))^2)$,

that is to say $(h_n |u_n|^k u_n)_n$ is bounded in $L^\infty(0, T; (L^{2p/(2-2k+kp+p)}(\Omega))^2)$. As $0 < k < 1/2$ and we assumed $p \geq 4$, it leads us to: $(h_n |u_n|^k u_n)_n$ is bounded in $L^\infty(0, T; L^{4p/(2+3p)}(\Omega))$.

Since in our case $4p/(2+3p) \leq 2p/(2+p)$, we obtain:

$$(\partial_t z_{b_n})_n \text{ is bounded in } L^\infty(0, T; W^{-1, 4p/(2+3p)}(\Omega)).$$

As we have the relations $W^{1, 2p/(2+p)}(\Omega) \subset\subset L^{2p/(2+p)}(\Omega) \subset W^{-1, 4p/(2+3p)}(\Omega)$, with Aubin-Simon lemma we are able to assert that z_{b_n} strongly converges to z_b in $\mathcal{C}^0(0, T; L^{2p/(2+p)}(\Omega))$.

4.2. Second step: Convergence of the water discharge

$$(q_n)_{n \geq 1} = (h_n u_n)_{n \geq 1}.$$

In the previous part, we proved that the sequence $(h_n u_n)_n$ is bounded in $L^\infty(0, T; (L^{2p/(2+p)}(\Omega))^2)$ where p is an integer greater than four. Writing the gra-

dient as follow:

$$\nabla(h_n u_n) = 2\sqrt{h_n} u_n \nabla \sqrt{h_n} + \sqrt{h_n} \sqrt{h_n} \nabla u_n,$$

since the first term is in $L^\infty(0, T; L^1(\Omega))$ and the second one belongs to $L^2(0, T; L^{2p/(2+p)}(\Omega))$, we have:

$$(h_n u_n)_n \text{ bounded in } L^2(0, T; W^{1,1}(\Omega)).$$

Moreover, the momentum equation (1.9) enables us to write the time derivative of the water discharge:

$$\partial_t(h_n u_n) = -\operatorname{div}(h_n u_n \otimes u_n) - \frac{1}{F\gamma^2} h_n \nabla(h_n + z_{b_n}) + \nu \operatorname{div}(h_n D(u_n)).$$

We then study each term:

- $\operatorname{div}(h_n u_n \otimes u_n) = \operatorname{div}(\sqrt{h_n} u_n \otimes \sqrt{h_n} u_n)$ which is in $L^\infty(0, T; W^{-1,1}(\Omega))$,
- as h_n is in $L^\infty(0, T; W^{1,2p/(2+p)}(\Omega))$, it is also in $L^\infty(0, T; L^p(\Omega))$ and we can write the following relation:
 $h_n \nabla(h_n + z_{b_n})$ is in $L^2(0, T; L^{2p/(2+p)}(\Omega)) \subset L^2(0, T; W^{-1,2p/(2+p)}(\Omega))$,
- remark that

$$\begin{aligned} h_k \nabla u_k &= \nabla(h_k u_k) - u_k \otimes \nabla h_k \\ &= \nabla\left(\sqrt{h_k} \sqrt{h_k} u_k\right) - 2\sqrt{h_k} u_k \nabla \sqrt{h_k}; \end{aligned} \quad (4.3)$$

we know that the first term is in $L^\infty(0, T; W^{-1,2p/(2+p)}(\Omega))$ and the second one in $L^\infty(0, T; L^1(\Omega))$.

So we have $h_n D(u_n)$ bounded in $L^2(0, T; W^{-1,2p/(2+p)}(\Omega))$.

Finally, note that these three terms are included in $L^2(0, T; W^{-2,2p/(2+p)}(\Omega))$, which means that $\partial_t(h_n u_n)$ is also in this space for all $n \geq 1$.

Then, applying Aubin-Simon lemma, we obtain:

$$(h_n u_n)_n \text{ strongly converges to } q \text{ in } C^0(0, T; W^{-1,2p/(2+p)}(\Omega)).$$

4.3. Third step: Convergence of $(\sqrt{h_n} u_n)_{n \geq 1}$.

The product $\sqrt{h_n} u_n$ is nothing but the ratio $q_n / \sqrt{h_n}$. For this term, we also want to prove a strong convergence. Compared with Ref. 15, the bound on $\sqrt{h} u^{(k+2)/2}$ simplifies the computation.

Before studying the convergence, let us develop some properties of the limit water discharge. We know that $(q_n / \sqrt{h_n})_n$ is bounded in $L^\infty(0, T; L^2(\Omega))$; consequently Fatou lemma reads:

$$\int_{\Omega} \liminf \frac{q_n^2}{h_n} \leq \liminf \int_{\Omega} \frac{q_n^2}{h_n} < +\infty.$$

In particular, $q(t, x)$ is equal to zero for almost every x where $h(t, x)$ vanishes. Then, we can define the limit velocity taking $u(t, x) = q(t, x)/h(t, x)$ if $h(t, x) \neq 0$ or else $u(t, x) = 0$. So we have a link between the limits $q(t, x) = h(t, x)u(t, x)$ and:

$$\int_{\Omega} \frac{q^2}{h} = \int_{\Omega} h|u|^2 < +\infty.$$

Moreover, we can use Fatou lemma again to write

$$\int_{\Omega} h|u|^{k+2} \leq \int_{\Omega} \liminf h_n|u_n|^{k+2} \leq \liminf \int_{\Omega} h_n|u_n|^{k+2},$$

which gives $\sqrt{h}|u|^{(k+2)/2}$ in $L^2(0, T; L^2(\Omega))$.

As $(q_n)_n$ and $(h_n)_n$ converge almost everywhere, the sequence of $\sqrt{h_n}u_n = q_n/\sqrt{h_n}$ converges almost everywhere to $\sqrt{h}u = q/\sqrt{h}$ when h does not vanish. Moreover, for all M positive, $(\sqrt{h_n}u_n\mathbf{1}_{|u_n| \leq M})_n$ converges almost everywhere to $\sqrt{h}u\mathbf{1}_{|u| \leq M}$ (still assuming that h does not vanish). If h vanishes, we can write $\sqrt{h_n}u_n\mathbf{1}_{|u_n| \leq M} \leq M\sqrt{h_n}$ and then have convergence towards zero. Then, almost everywhere, we obtain the convergence of $(\sqrt{h_n}u_n\mathbf{1}_{|u_n| \leq M})_n$.

Finally, let us consider the following norm:

$$\begin{aligned} & \int_{\Omega} \left| \sqrt{h_k}u_k - \sqrt{h}u \right|^2 \\ & \leq \int_{\Omega} \left(\left| \sqrt{h_k}u_k\mathbf{1}_{|u_k| \leq M} - \sqrt{h}u\mathbf{1}_{|u| \leq M} \right| + \left| \sqrt{h_k}u_k\mathbf{1}_{|u_k| > M} \right| \right. \\ & \quad \left. + \left| \sqrt{h}u\mathbf{1}_{|u| > M} \right| \right)^2 \\ & \leq 3 \int_{\Omega} \left| \sqrt{h_k}u_k\mathbf{1}_{|u_k| \leq M} - \sqrt{h}u\mathbf{1}_{|u| \leq M} \right|^2 + 3 \int_{\Omega} \left| \sqrt{h_k}u_k\mathbf{1}_{|u_k| > M} \right|^2 \\ & \quad + 3 \int_{\Omega} \left| \sqrt{h}u\mathbf{1}_{|u| > M} \right|^2. \end{aligned}$$

Since $(\sqrt{h_n})_n$ is in $L^\infty(0, T; L^p(\Omega))$, $(\sqrt{h_n}u_n\mathbf{1}_{|u_n| \leq M})_n$ is bounded in this space. So, as we have seen previously, the first integral tends to zero. Let us study the other two terms:

$$\int_{\Omega} \left| \sqrt{h_n}u_n\mathbf{1}_{|u_n| > M} \right|^2 \leq \frac{1}{M^k} \int_{\Omega} h_n|u_n|^{k+2} \leq \frac{c}{M^k},$$

$$\int_{\Omega} \left| \sqrt{h}u\mathbf{1}_{|u| > M} \right|^2 \leq \frac{1}{M^k} \int_{\Omega} h|u|^{k+2} \leq \frac{c'}{M^k},$$

for all $M > 0$. When M tends to the infinity, our two integrals tend to zero. Then

$$(\sqrt{h_n}u_n)_n \text{ strongly converges to } \sqrt{h}u \text{ in } L^2(0, T; L^2(\Omega)).$$

4.4. Fourth step: Convergence of the diffusion terms, the pressure and the solid transport flux.

Concerning the diffusion term, $(\nabla(h_n u_n))_n$ converges to $\nabla(hu)$ in the sense of the distributions, in $(\mathcal{D}'((0, T) \times \Omega))^4$. Since the sequence $(\nabla\sqrt{h_n})_n$ weakly converges in $L^2(0, T; (L^2(\Omega))^2)$ and $(\sqrt{h_n}u_n)_n$ strongly converges in this space, then $(u_n \otimes \nabla h_n)_n$ weakly converges in $L^1(0, T; (L^1(\Omega))^4)$. So, using the relation (4.3) to write the product $h_n \nabla u_n$, we have $(h_n \nabla u_n)_n$ that converges to $h \nabla u$ in $(\mathcal{D}'((0, T) \times \Omega))^4$. This gives the convergence of the complete diffusion term.

From Corollary 3.1, we know that $(\nabla(h_n + z_{b_n}))_n$ weakly converges to $\nabla(h + b)$ in $L^2(0, T; (L^2(\Omega))^2)$. In addition, the sequence $(h_n)_n$ strongly converges in $\mathcal{C}^0(0, T; L^{2p/(2+p)}(\Omega))$ so the product weakly converges to $h \nabla(h + z_b)$ in $L^2(0, T; (L^{p/(1+p)}(\Omega))^2)$.

The last term is the term of solid transport flux: $(h_n^{(1-k)/2})_n$ strongly converges to $h^{(1-k)/2}$ in $\mathcal{C}^0(0, T; L^{2/(1-k)}(\Omega))$ and $(\sqrt{h_n}u_n)_n$ strongly converges to $\sqrt{h}u$ in $L^2(0, T; (L^2(\Omega))^2)$. Moreover, $(h_n^{k/2}|u_n|^k)_n$ strongly converges to $h^{k/2}|u|^k$ in $L^{2/k}(0, T; L^{2/k}(\Omega))$. Using Eq. (4.2), we obtain that the sequence $(h_n|u_n|^k u_n)_n$ strongly converges to $h|u|^k u$ in the space $L^{2/(k+1)}(0, T; (L^1(\Omega))^2)$.

This ends the proof of Theorem 2.1.

5. Others sediment discharge choices.

5.1. Model coming from those studied above.

Let us consider the bed-load transport model

$$\partial_t z_b + \operatorname{div}(hu) = 0. \tag{5.1}$$

This model of sediment has been studied in Ref. 21 but, in this paper, the Shallow-Water system is taken as in Ref. 17, that is to say the viscous term is a Laplacian. Here, we couple Eq. (5.1) with the Shallow-Water system used above, given by (1.8)–(1.9). We prove that this model can be studied as an usual Shallow-Water system. Indeed, combining (1.8) and (5.1) we get

$$\partial_t(z_b - h) = 0,$$

and, by an integration with respect to t , we obtain

$$z_b(t, x) = h(t, x) - z_{b_0}(x) + h_0(x).$$

Setting $b(x) = h_0(x) - z_{b_0}(x)$, the expression of z_b becomes

$$z_b(x, t) = h(x, t) - b(x). \tag{5.2}$$

If we replace z_b by this value in (1.9), we get:

$$\partial_t(hu) + \operatorname{div}(hu \otimes u) + \frac{h \nabla(2h - b(x))}{F\gamma^2} - A \operatorname{div}(hD(u)) = 0. \tag{5.3}$$

Hence, the problem becomes no-coupled, which means we can determine h using Eqs. (1.8) and (5.3) and then use the relation (5.2) to deduce the value of z_b , since

b is given. The Shallow-Water system (1.8)–(5.3) is studied in Ref. 5 where the authors proved an existence result, under the assumption $b \geq c > 0$ and some assumptions on the regularity.

5.2. Another viscous sediment transport.

We propose here another viscous system. More precisely, we consider the Shallow-Water system

$$\partial_t h + \operatorname{div}(hu) = 0 \quad (5.4)$$

$$\partial_t(hu) + \operatorname{div}(hu \otimes u) + \frac{h\nabla(h + z_b)}{Fr^2} - \nu \operatorname{div}(hD(u)) = 0 \quad (5.5)$$

with the bed-load equation

$$\partial_t z_b + A \operatorname{div}(hu(1 + \log(1 + |u|^2))) - \frac{\nu}{2} \Delta z_b = 0. \quad (5.6)$$

As mentioned in the Introduction, we have modified the sediment equation. We deal here with the term $u + \log(1 + |u|^2)u$ used in Ref. 15 to obtain a better bound on hu^2 . As for the previous model, multiplying the diffusion term by $u + \log(1 + |u|^2)u$ gives some terms which are controllable. We get the existence of dissipative energy for this system.

Lemma 5.1. *Let (h, q, z_b) be a smooth solution of (5.4) – (5.6). The following estimate holds*

$$\begin{aligned} & \frac{1}{2} \frac{d}{dt} \int_{\Omega} h|u|^2 + A \frac{d}{dt} \int_{\Omega} h \frac{1 + |u|^2}{2} \log(1 + |u|^2) + \frac{1}{2Fr^2} \frac{d}{dt} \int_{\Omega} |z_b + h|^2 \\ & + \nu(1 - 3A) \int_{\Omega} h(D(u) : D(u)) + \frac{\nu}{2Fr^2} \int_{\Omega} \nabla h \cdot \nabla z_b \\ & + A\nu \int_{\Omega} h(D(u) : D(u)) \log(1 + |u|^2) + \frac{\nu}{2Fr^2} \int_{\Omega} |\nabla z_b|^2 \leq 0. \end{aligned} \quad (5.7)$$

Lemma 5.2. *Let (h, q, z_b) be a smooth solution of (5.4) – (5.6). We have*

$$\begin{aligned} & \frac{1}{2} \frac{d}{dt} \int_{\Omega} h|u + \nu \log h|^2 + A \frac{d}{dt} \int_{\Omega} h \frac{1 + |u|^2}{2} \log(1 + |u|^2) \\ & + \frac{1}{2Fr^2} \frac{d}{dt} \int_{\Omega} |z_b + h|^2 + A\nu \int_{\Omega} h(D(u) : D(u)) + \nu \int_{\Omega} h(W(u) : W(u)) \\ & + A\nu \int_{\Omega} h(D(u) : D(u)) \log(1 + |u|^2) + \frac{\nu}{Fr^2} \int_{\Omega} |\nabla h|^2 \\ & + \frac{\nu}{2Fr^2} \int_{\Omega} |\nabla z_b|^2 + \frac{3\nu}{2Fr^2} \int_{\Omega} \nabla h \cdot \nabla z_b \leq 4A\nu \int_{\Omega} h(D(u) : D(u)) \end{aligned} \quad (5.8)$$

where $W(u)$ is the skew-symmetric part of the gradient: $W(u) = \frac{\nabla u - {}^t \nabla u}{2}$.

As in Sec. 3, if we sum the two estimates (5.7) and (5.8), we deduce some bounds on h , u and z_b with the condition $0 < A < 1/6$. These bounds allow us to prove the stability of the system (5.4)–(5.6).

6. Numerical experiments.

6.1. Numerical scheme.

The proposed model can be written under the structure of a 2D hyperbolic system with non-conservative terms plus the diffusion terms:

$$\partial_t W + \operatorname{div}(\mathcal{F}(W)) + B_1(W)\partial_x W + B_2(W)\partial_y W - \nu \operatorname{div}(\mathcal{D}(W)) = 0,$$

where

$$W = \begin{pmatrix} h \\ hu_1 \\ hu_2 \\ z_b \end{pmatrix}, \quad \mathcal{F} = (F_1, F_2), \quad \text{with}$$

$$F_1(W) = \begin{pmatrix} hu_1 \\ hu_1^2 + h^2/(2Fr^2) \\ hu_1u_2 \\ Ah|u|^k u_1 \end{pmatrix}, \quad F_2(W) = \begin{pmatrix} hu_2 \\ hu_1u_2 \\ hu_2^2 + h^2/(2Fr^2) \\ Ah|u|^k u_2 \end{pmatrix},$$

$$B_1(W) = \begin{pmatrix} 0 & 0 & 0 & 0 \\ 0 & 0 & 0 & h/Fr^2 \\ 0 & 0 & 0 & 0 \\ 0 & 0 & 0 & 0 \end{pmatrix}, \quad B_2(W) = \begin{pmatrix} 0 & 0 & 0 & 0 \\ 0 & 0 & 0 & 0 \\ 0 & 0 & 0 & h/Fr^2 \\ 0 & 0 & 0 & 0 \end{pmatrix}$$

$$\text{and } \mathcal{D}(W) = \begin{pmatrix} hD(u) \\ \nabla z_b/2 \end{pmatrix}.$$

The discretization of the model has been done with a high order finite volume method for the hyperbolic system and a centered second order discretization of the diffusion terms.

The following notation is considered (see Fig. 2): We decompose the spatial domain in a mesh of cells, finite volumes, $V_i \subset R^2$ for $i = 1, \dots, NV$. The area of the volume V_i is denoted by $|V_i|$ and the center of the cell by x_i . We consider that V_i is a closed polygon and the boundary of V_i is defined by the union of the segments E_{ij} , where E_{ij} is the common edge between the volumes V_i and V_j . The normal unit vector to E_{ij} pointing towards V_j is denoted by η_{ij} . The length of the segment E_{ij} is $|E_{ij}|$. The middle point of E_{ij} is c_{ij} . By b_{ij} we denote the baricenter of V_{ij} , where V_{ij} is the triangle defined by E_{ij} and x_i . Its area is denoted by $|V_{ij}|$. K_i is the set of indexes j such that V_j is a neighbor of V_i .

We use a second-order finite volume method for 2D non-conservative hyperbolic systems,⁶ with a second order state reconstruction operator^{7,10}.

By $W_i(t)$ we denote the average value of $W(x, t)$ over the volume V_i . And we consider a state reconstruction operator over each volume $P_i(x, t)$, $x \in V_i$, ($P_i(x, t) \approx W(x, t) \forall x \in V_i$); concretely we use a MUSCL second-order reconstruction operator⁷. We denote $W_{ij}^+(t) = P_j(c_{ij}, t)$ and $W_{ij}^-(t) = P_i(c_{ij}, t)$.

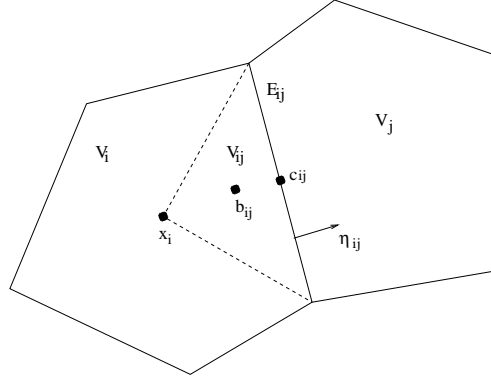


Fig. 2. Finite volume mesh

We obtain the following numerical scheme,

$$W_i'(t) = -\frac{1}{|V_i|} \left[\sum_{j \in K_i} \left(|E_{ij}| \left(G_{ij} - B_{ij}(W_{ij}^+ - W_{ij}^-) \right) \right) \right. \\ \left. + \sum_{j \in K_i} |V_{ij}| \left(B_1(P_i(b_{ij})) \partial_x P_i(b_{ij}) + B_2(P_i(b_{ij})) \partial_y P_i(b_{ij}) \right) + \sum_{j \in K_i} |E_{ij}| \mathcal{D}_{ij} \eta_{ij} \right],$$

where $G_{ij} = G(W_{ij}^-(t), W_{ij}^+(t), \eta_{ij})$ is a numerical flux function, for example for Roe method¹⁸:

$$G(U, V, \eta) = \frac{\mathcal{F}_\eta(V) + \mathcal{F}_\eta(U)}{2} - \frac{1}{2} |\mathcal{A}_\eta(U, V)| (V - U)$$

where $\mathcal{F}_\eta = F_1 \eta_1 + F_2 \eta_2$. $|\mathcal{A}_\eta(U, V)|$ is the absolute value of matrix $\mathcal{A}_\eta(U, V)$ and

$$\mathcal{A}_\eta(U, V) = A_\eta(U, V) + B_1 \left(\frac{U+V}{2} \right) \eta_1 + B_2 \left(\frac{U+V}{2} \right) \eta_2,$$

where $A_\eta(U, V)$ verifies

$$\mathcal{F}_\eta(V) - \mathcal{F}_\eta(U) = A_\eta(U, V)(V - U).$$

Moreover,

$$B_{ij} = (B_1 \eta_{ij,1} + B_2 \eta_{ij,2}) \left(\frac{W_{ij}^+ + W_{ij}^-}{2} \right).$$

By \mathcal{D}_{ij} we denote a second order approximation of $\mathcal{D}(W(c_{ij}))$. The MUSCL operator reconstruction^{7,10} uses a second-order approximation of the derivatives of the vector of unknowns, so the same computations can be used to define \mathcal{D}_{ij} .

The discretization in time is done with a second order TVD Runge-Kutta method²⁰.

6.2. Numerical test.

In this subsection we perform a test where we study the evolution of a sand conical dune in a channel. We compare the results for models defined by (1.8)–(1.9) and one of the considered sediment transport models:

- (1) Grass model, given by (1.4),
- (2) the first proposed model, defined by (1.10). In what follows we denote it by $\mathcal{MS1}$,
- (3) the last proposed model (5.6), denoted by $\mathcal{MS2}$.

First, in this section, we study the results obtained with model $\mathcal{MS1}$, with and without viscosity and for two different values of the constant of interaction between the fluid and the sediment. After we compare it with Grass model and model $\mathcal{MS2}$.

In this test the sediment layer is deformed gradually towards a star shape, expanding along time with a certain angle^{7,10,12}.

De Vriend^{8,9} determined a formula that relates the solid transport formula of the model with the spread angle.

Consider a given transport equation defined by

$$\partial_t z_b + \partial_x S_x + \partial_y S_y = 0 \quad (6.1)$$

where the solid transport discharges S_x , S_y verifies

$$S_x = \frac{u_1}{u_{tot}} S_{tot}, \quad S_y = \frac{u_2}{u_{tot}} S_{tot},$$

where $u_{tot} = |u|$, and $u = (u_1, u_2)$. We denote by α the expansion angle of spread. Under the hypothesis of a weak interaction between the fluid and the sediment layer, De Vriend^{8,9} deduces that the angle of spread can be approximated by the following formula

$$\tan \alpha = \frac{3 T_u \sqrt{3}}{9 T_u - 8 T_h}, \quad (6.2)$$

where

$$T_u = \frac{u_{tot}}{S_{tot}} \frac{\partial S_{tot}}{\partial u_{tot}} - 1, \quad T_h = \frac{h}{S_{tot}} \frac{\partial S_{tot}}{\partial h} - 1.$$

The proposed model $\mathcal{MS1}$, defined by (1.8)–(1.10), without viscosity, corresponds to set

$$S_{tot} = A h |u|^{k+1} = A h u_{tot}^{k+1}.$$

So,

$$\frac{\partial S_{tot}}{\partial u_{tot}} = A h (k+1) u_{tot}^k, \quad \frac{\partial S_{tot}}{\partial h} = A u_{tot}^{k+1}.$$

Then,

$$T_u = \frac{A h (k+1) u_{tot}^{k+1}}{S_{tot}} - 1 = k, \quad T_h = \frac{A h u_{tot}^{k+1}}{S_{tot}} - 1 = 0.$$

k	0.25	1	2	3	4	5	10
α	7.22°	16.99°	21.78°	24°	25.28°	26.11°	27.93°

Table 1. Values of α for different values of k for Grass model

Then,

$$\tan \alpha = \frac{\sqrt{3}}{3}$$

We obtain that the angle of spread is independent of the definition of the parameter k ; $\alpha = 30^\circ$ for all values of k . For the numerical results presented in this section we have set $k = 0.25$.

Model $\mathcal{MS2}$ correspond to

$$S_{tot} = qhu_{tot}(1 + \log(1 + u_{tot}^2)).$$

Applying (6.2), we also obtain for this model $\alpha = 30^\circ$.

Remark 6.1. Observe that for model $\mathcal{MS1}$ we obtain that the angle of spread is independent of the value of k because S_{tot} is not independent of h . Otherwise, if S_{tot} is independent of h , we obtain $\partial_h S_{tot} = 0$, then $T_h = -1$, thus

$$\tan \alpha = \frac{3k\sqrt{3}}{9k\sqrt{3} + 8}.$$

If we omit in our model the dependency of h we obtain the solid transport formula defined by

$$S_{tot} = A|u|^{k+1},$$

and this definition of S_{tot} corresponds to the definition obtained for Grass model (1.4). Nevertheless we remark that in our model the dependency of S_{tot} with respect to h is crucial for the proof of the theoretical results.

We present in Table 1 the different values obtained for α in function of different values of k for Grass model. The angle of spread of Grass model converge to 30° with respect to k . That is, the angle of spread predicted for the proposed model (1.8)–(1.10) is the limit angle for Grass model.

The classical value of k used with Grass model is $k = 2$ (see for example Ref. 12), corresponding to $\alpha = 21.78^\circ$. We observe in the numerical results that this angle corresponds to the angle of spread of internal level curves of the sand dune.

For the definition of the constant of interaction between the fluid and the sediment, A , observe that it depends on the porosity of the sediment layer,

$$A = \xi \bar{A}, \quad \xi = \frac{1}{1 - \psi_0}$$

where ψ_0 is the porosity. In this test we consider $\psi_0 = 0.4$ and two different values of \bar{A} : $\bar{A} = 0.001$ and $\bar{A} = 0.01$. For $\bar{A} = 0.001$ corresponding to a very weak

interaction between the fluid and the sediment we simulate until $t = 360000$ s. For $\bar{A} = 0.01$, that can be considered as the limit of a weak interaction, we simulate until $t = 36000$ s.

We use an explicit finite volume method, then we impose a CFL condition. We set for this test the CFL condition to 0.8. We use a mesh of 7600 control volumes of edge type (see Fig. 3(a)). We impose a discharge $q = (10, 0)$ and sediment layer thickness $z_b = 0.1$ in boundary-line corresponding to $x = 0$ and free condition boundary-line corresponding to $x = 1000$. At lateral walls we impose sliding condition $q \cdot \eta = 0$, if by η we denote the outward normal vector.

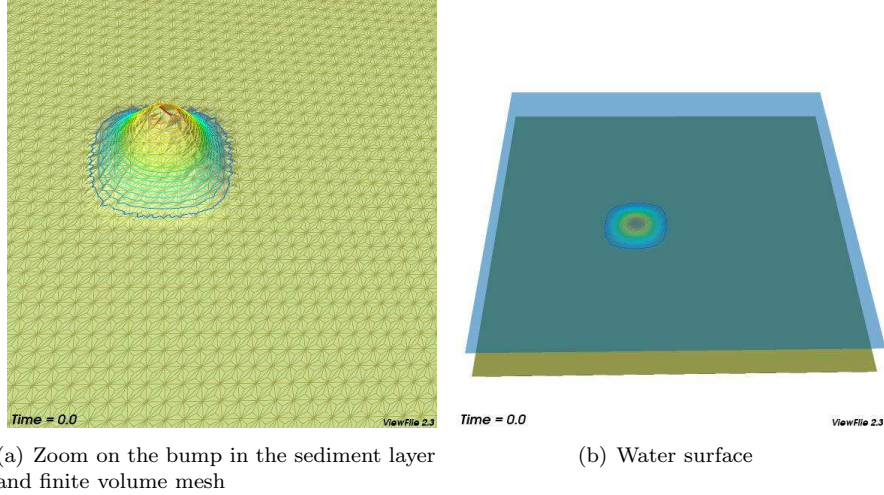


Fig. 3. Initial condition.

Initial conditions are (see Fig. 3),

$$h(x, y, 0) = 10.1 - z_b(x, y, 0), \quad q_x(x, y, 0) = 10, \quad q_y(x, y, 0) = 0;$$

and the initial sediment layer is a sand dune with a conical form,

$$z_b(x, y, 0) = \begin{cases} 0.1 + \sin^2\left(\frac{\pi(x-300)}{200}\right) \sin^2\left(\frac{\pi(y-400)}{200}\right) & \text{if } 300 \leq x \leq 500, \\ & 400 \leq y \leq 600, \\ 0.1 & \text{otherwise.} \end{cases}$$

In Fig. 4 we present the evolution of the sand dune for $\bar{A} = 0.001$. We superpose the level curves for $t = 0$, $t = 180000$ and $t = 360000$ s. Figure 4(a) corresponds to the model without viscosity and Fig. 4(b) to the model with viscosity.

In Fig. 5 we present the evolution of the sand dune for $\bar{A} = 0.01$. We superpose the level curves for $t = 0$, $t = 18000$ and $t = 36000$ s. Figure 5(a) correspond to the model without viscosity and Fig. 5(b) to the model with viscosity.

In these figures the continuous black line correspond with an angle of 30° and the black dashed line with 21.78° .

We observe that for $\bar{A} = 0.001$, when the interaction is weaker than for $\bar{A} = 0.01$, the analytical solution corresponding to the spread angle of 30° is better captured. This observation corresponds with the hypothesis under which De Vriend deduces formula (6.2); a weak interaction between the fluid and the sediment.

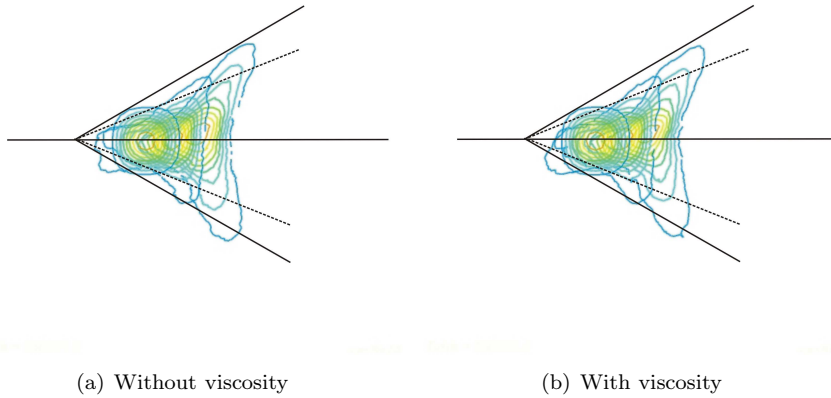


Fig. 4. *MS1*. Spread angle, $\bar{A} = 0.001$

By comparing the solutions for the model with and without viscosity, we observe that in both cases, $\bar{A} = 0.001$ and $\bar{A} = 0.01$, the angle of spread is slightly smaller in the case of the model with viscosity.

As we mentioned previously, Grass model is usually used with $k = 2$. In this case we obtain $\alpha = 21.78^\circ$. We can observe in Figs. 4 and 5 that the line corresponding to $\alpha = 21.78^\circ$ reproduces the angle of spread of an internal level curve (it is also better captured for $\bar{A} = 0.001$ than for $\bar{A} = 0.01$).

The results presented in Fig. 6 correspond to $\bar{A} = 0.01$, without viscosity. In Fig. 6(a) we present the results obtained with Grass model, we observe that effectively the angle of spread approximates the predicted angle of $\alpha = 21.78^\circ$ (discontinuous line).

In Fig. 6(b) we study the angle of spread of model *MS2*. In this case the times of the superposed level curves correspond to $t = 0$, $t = 7000$ and $t = 14000$ s. We also observe that the predicted theoretical angle of spread for this model ($\alpha = 30^\circ$) is also well approximated.

Finally, by comparing Figs. 5(a), 6(a) and 6(b), corresponding to set $\bar{A} = 0.01$ in three cases, we can observe that:

- (i) Model *MS1* and Grass model have different angles of spread. But the time evolution obtained with both models are nearly the same (see Fig. 7(a)). In both cases, Figs. 5(a) and 6(a) the final time is the same.

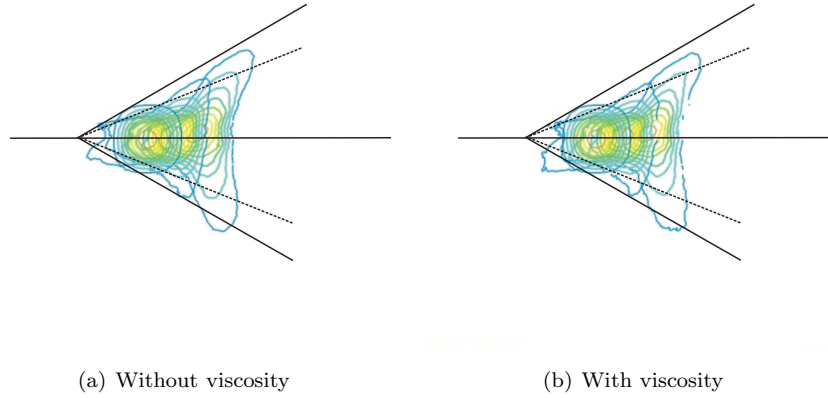


Fig. 5. $\mathcal{MS1}$. Spread angle, $\bar{A} = 0.01$

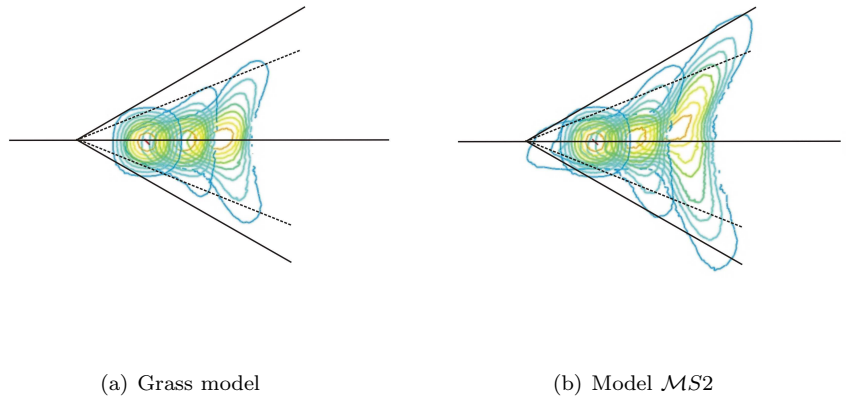


Fig. 6. Spread angle for Grass model and model $\mathcal{MS2}$, with $\bar{A} = 0.01$

- (ii) Models $\mathcal{MS1}$ and $\mathcal{MS2}$ have the same angle of spread. But the time evolution of the sediment layers are different. The final time presented in Fig. 5(a) is $t = 36000$ s and in Fig.6(b) is $t = 14000$ s (see Fig. 7(b)). That is, to obtain the same time evolution for the sediment layer the value of \bar{A} must be smaller for $\mathcal{MS2}$.



(a) $t = 36000$ s for model $\mathcal{M}1$ (black lines) and Grass model (magenta lines).

(b) Model $\mathcal{M}1$ ($t = 36000$ s, black lines) and model $\mathcal{M}2$ ($t = 14000$ s, red lines)

Fig. 7. Comparison of the level curves

Acknowledgments.

The first author was partially supported by ‘Réseau EDP-MC, ICTP grants Net 47 and SARIMA’. The third author is partially supported by the Spanish Government Research project MTM2006-08075. The computations have been done in the ‘Laboratorio de Métodos Numéricos de la Universidad de Málaga’.

The authors are grateful to D. Bresch for initiating this work and for the fruitful discussions on the subject. The authors would also like to thank the three referees for their comments and suggestions.

References

1. D. Bresch and B. Desjardins, Existence of global weak solutions for a 2D viscous Shallow water equations and convergence to the quasi-geostrophic model, *Comm. Math. Phys.* **238** (2003) 211–223.
2. D. Bresch and B. Desjardins, On the existence of global weak solutions to the Navier-Stokes equations for viscous compressible and heat conducting fluids, *J. Math. Pures Appl.* **87** (2007) 57–90.
3. D. Bresch and B. Desjardins, On the construction of approximate solutions for the 2D viscous shallow water model and for compressible Navier-Stokes models, *J. Math. Pures Appl.* **86** (2006) 362–368.
4. D. Bresch, B. Desjardins and D. Gérard-Varet, On the compressible Navier-Stokes equations with density dependent viscosities in bounded domains, *J. Math. Pures Appl.* **87** (2007) 227–235.
5. D. Bresch, M. Gisclon and C.K. Lin, An example of low Mach (Froude) number effects for compressible flows with nonconstant density (height) limit, *Math. Model. Numer. Anal.* **39** (2005) 477–486.
6. M.J. Castro, E.D. Fernández-Nieto, A.M. Ferreiro, J.A. García-Rodríguez and C. Parés, High order extensions of Roe schemes for two dimensional nonconservative

- hyperbolic systems, *Preprint* (2007).
7. M.J. Castro, E.D. Fernández-Nieto, A.M. Ferreiro and C. Parés, Two-dimensional sediment transport models in Shallow Water equations. A second-order finite volume approach over unstructured meshes, *Preprint* (2007).
 8. H.J. De Vriend, 2DH Mathematical Modelling of Morphological Evolutions in Shallow Water, *Coastal Eng.* **11** (1987) 1–27.
 9. H.J. De Vriend, Analysis of Horizontally Two-Dimensional Morphological Evolutions in Shallow Water, *J. Geophys. Res.* **92** C4 (1987) 3877–3893.
 10. A. M. Ferreiro, Development of post-process technics of hydrodynamics flux, modelization of sediment transport problems and numerical simulation through finite volume technics, *PhD Thesis, Seville* (2006).
 11. A. J. Grass, Sediment transport by waves and currents, *SERC London Cent. Mar. Technol.* Report No. FL29 (1981).
 12. J. Hudson, Numerical technics for morphodynamic modelling *PhD Thesis, University of Whiteknights* (2001).
 13. J.-L. Lions, *Quelques méthodes de résolution des problèmes aux limites non linéaires* (Dunod, 1969).
 14. P.-L. Lions, *Mathematical Topics in Fluid Mechanics, Vol. II, Compressible Models* (Clarendon Press. Oxford, 1996).
 15. A. Mellet and A. Vasseur, On the barotropic compressible Navier-Stokes equations, *Comm. Partial Diff. Eqs* **32** (2007) 431–452.
 16. E. Meyer-Peter and R. Müller, Formula for bed-load transport, in *Rep. 2nd Meet. Int. Assoc. Hydraul. Struct. Res., Stockholm* (1948) 39–64.
 17. P. Orenge, Un théorème d’existence de solutions d’un problème de shallow water, *Arch. Rational Mech. Anal.* **130** (1995)183–204.
 18. C.Parés and M.J.Castro On the well-balance property of Roe’s method for nonconservative hyperbolic systems. Applications to shallow-water systems, *ESAIM: M2AN* **38**(5) (2004) 821–852.
 19. C. Savary, Transcritical transient flow over mobile beds, boundary conditions treatment in a two-layer shallow-water model, *PhD Thesis, Louvain* (2007).
 20. C.W. Shu and S.Osher, Efficient implementation of essentially non-oscillatory shock capturing schemes, *J. Comp. Phys.* **77** (1998) 439–471.
 21. B. Toubou, D. Le Roux and A. Sene, An existence theorem for a 2-D Coupled Sedimentation Shallow-Water Model, *C. R. Math. Acad. Sci. Paris* **344** (2007) 443–446.