



**HAL**  
open science

## Strong Dependencies between Software Components

Pietro Abate, Jaap Boender, Roberto Di Cosmo, Stefano Zacchiroli

### ► To cite this version:

Pietro Abate, Jaap Boender, Roberto Di Cosmo, Stefano Zacchiroli. Strong Dependencies between Software Components. ESEM 2009. 3rd International Symposium on Empirical Software Engineering and Measurement, 2009., Oct 2009, Lake Buena Vista, Florida, United States. pp.89-99, <10.1109/ESEM.2009.5316017>. <hal-00438590>

**HAL Id: hal-00438590**

**<https://hal.science/hal-00438590v1>**

Submitted on 6 Dec 2009

**HAL** is a multi-disciplinary open access archive for the deposit and dissemination of scientific research documents, whether they are published or not. The documents may come from teaching and research institutions in France or abroad, or from public or private research centers.

L'archive ouverte pluridisciplinaire **HAL**, est destinée au dépôt et à la diffusion de documents scientifiques de niveau recherche, publiés ou non, émanant des établissements d'enseignement et de recherche français ou étrangers, des laboratoires publics ou privés.



HAL Authorization

# Strong Dependencies between Software Components\*

Pietro Abate

abate@pps.jussieu.fr  
Université Paris Diderot, PPS  
UMR 7126, Paris, France

Roberto Di Cosmo

roberto@dicosmo.org

Jaap Boender

Jaap.Boender@pps.jussieu.fr

Stefano Zacchiroli

zack@pps.jussieu.fr

## Abstract

*Component-based systems often describe context requirements in terms of explicit inter-component dependencies. Studying large instances of such systems—such as free and open source software (FOSS) distributions—in terms of declared dependencies between packages is appealing. It is however also misleading when the language to express dependencies is as expressive as boolean formulae, which is often the case. In such settings, a more appropriate notion of component dependency exists: strong dependency. This paper introduces such notion as a first step towards modeling semantic, rather than syntactic, inter-component relationships.*

*Furthermore, a notion of component sensitivity is derived from strong dependencies, with applications to quality assurance and to the evaluation of upgrade risks. An empirical study of strong dependencies and sensitivity is presented, in the context of one of the largest, freely available, component-based system.*

## 1. Introduction

Component-based software architectures [21] have the property of being upgradeable piece-wise, without necessarily touching all the pieces at the same time. The more pieces are affected by a single upgrade, the higher the impact of the upgrade can be on the usual operations performed by the overall system; this impact can either be beneficial (if the upgrade works as planned) or disastrous (if not). Package-based FOSS (Free and Open Source Software) distributions are possibly the largest-scale examples of component-based architectures, their upgrade effects are experienced daily by million of users world-wide, and the historical data concerning their evolution is publicly available.

Within FOSS distributions, software components are managed as *packages* [6]. Packages are described with meta-information, which include complex inter-relationships describing the static requirements to run properly on a target system. Requirements are expressed in terms of other packages, possibly with restrictions on the desired versions. Both positive requirements (*dependencies*) and negative requirements (*conflicts*) are usually allowed.

**Example 1.1.** *An excerpt of the inter-package relationships of the `postfix` Internet mail transport agent in Debian GNU/Linux<sup>1</sup> currently reads:*

```
1 Package: postfix
2 Version: 2.5.5-1.1
3 Depends: libc6 (>= 2.7), libdb4.6, ssl-cert,
4   libsasl2-2, libssl0.9.8 (>= 0.9.8f-5),
5   debconf (>= 0.5) | debconf-2.0,
6   netbase, adduser (>= 3.48), dpkg (>= 1.8),
7   lsb-base (>= 3.0-6)
8 Conflicts: libnss-db (<< 2.2-3), smail,
9   mail-transport-agent, postfix-tls
10 Provides: mail-transport-agent, postfix-tls
```

As this short example shows, inter-package relationships can get quite complex, and there are plenty of more complex examples to be found in distributions like Debian. In particular, the language to express package relationships is not as simple as *flat* lists of component predicates, but rather a structured language whose syntax and semantics is expressed by conjunctive normal form (CNF) formulae [17]. In Example 1.1, commas represent logical conjunctions among predicates, whereas bars (“|”) represent logical disjunctions. Also, indirections by the mean of so-called *virtual packages* can be used to declare feature names over which other packages can declare relationships; in the example (see line 10: “Provides”) the package declares to provide the features called `postfix-tls` and `mail-transport-agent`.

<sup>1</sup><http://www.debian.org>

Within this setting, it is interesting to analyse the *dependency graph* of all packages shipped by a mainstream FOSS distribution. This graph is potentially very large as distributions like Debian are composed of several tens of thousands packages, but it is surely smaller than widely studied graphs such as the World Wide Web graph [1]. It is also more expressive though, in the sense that it contains different types of edges (dependencies and conflicts for example) and allows the use of disjunctions to express alternative paths. Simple encodings of the package universe have been proposed in the past [14, 16], to study the adherence of the dependency graph to small-world network laws. In such encodings, inter-package relationships were approximated by a simple binary relation of *direct* dependency, which is noted  $p \rightarrow q$  in this paper. Formally,  $p \rightarrow q$  holds whenever package  $q$  occurs syntactically in the dependency formula of  $p$ . This notion of direct dependency does not distinguish between  $q$  occurring in conjunctive or disjunctive position, ignoring the semantic difference between conjunctive and disjunctive dependencies, as well as the presence of conflicts among components.

In this paper we argue that there is a different dependency graph to be studied to grasp meaningful relationships among software components: a graph that represents the *semantics* of inter-component relationships, in which an edge between two components is drawn only if the first cannot be installed without installing the second. We call such a graph the *strong dependency graph*, argue that it is better suited to study package universes in component-based architectures, and study its network properties. Finally, we argue that the strong dependency graph can be used to establish a measure of package “sensitivity” which has several uses, from distribution wide quality assurance to establishing the potential risks of package upgrades. As a relevant, yet empirical, case study we build and analyse the strong dependency graph of present and past FOSS distributions, as well as the corresponding package sensitivity.

The rest of the paper is structured as follows: Section 2 introduces the notion of strong dependency, highlights the differences with plain dependencies and proposes related sensitivity metrics. Section 3 computes dependencies and sensitivity of components of a large and popular FOSS distribution. Section 4 gives an efficient algorithm to compute strong dependencies for large software repositories. Section 5 discusses applications of the proposed metrics for quality assurance and upgrade risk evaluation. Before concluding, Section 6 discusses related research.

## 2. Strong dependencies

Component dependencies can be used to compute relevant quality measures of software repositories, for instance to identify particularly fragile components [7, 13, 15]. It is

well known that small-world networks are resilient to random failures but particularly weak in the presence of attacks, due to the existence of highly connected *hub nodes* [2]. To identify the components whose modification (e.g., removal or upgrade) can have a high potential impact on the stability of a complex software system, it is natural to look for *hubs* on which a lot of other components depend.

In FOSS distributions, not unlike other component-based systems [3, 4], the language used to encode inter-package relationships is expressive enough to cover propositional logic. As a consequence, considering only *plain connectivity*—i.e., the possibility of going from one package to another following dependency arcs—is no longer meaningful to identify hubs. For example, if  $p$  is to be installed and there exists a dependency path from  $p$  to  $q$ , it is not true that  $q$  is always needed for  $p$ , and in some cases  $q$  may even be incompatible with  $p$ .

In other terms, the *syntactic* connectivity notion does not tell much about the real structure of dependencies: we need to go further and analyse the *semantic* connectivity among software components induced by the explicit dependencies in the graph. That has led us to the following definition.

**Definition 2.1** (Strong dependency). *Given a repository  $R$ , we say that a package  $p$  in  $R$  strongly depends on a package  $q$  in  $R$ , written  $p \Rightarrow_R q$ , if there exists a healthy installation of  $R$  containing  $p$ , and every healthy installation of  $R$  containing  $p$  also contains  $q$ . We write  $Spreds(p)_R$  for the set  $\{q \mid q \Rightarrow_R p\}$  of strong predecessors of a package  $p$  in  $R$ , and  $Scons(p)_R$  for the set  $\{q \mid p \Rightarrow_R q\}$  of strong successors of  $p$  in  $R$ .*

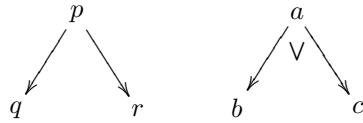
In the following, we will drop the  $R$  subscript when the repository is clear from the context.

The above notions of repository and healthy installation come from [17]; the underlying intuitions are as follows. A *repository* is a set of packages, together with dependencies and conflicts encoded as propositional logic predicates over other packages contained therein; an *installation* is a subset of the repository; an installation is said to be *healthy* when all its packages have their dependencies satisfied within the installation and dually their conflicts *unsatisfied*.

Intuitively,  $p$  strongly depends on  $q$  with respect to  $R$  if it is not possible to install  $p$  without also installing  $q$ . Notice that the definition requires  $p$  to be installable in  $R$  as otherwise it would vacuously depend on all the packages  $q$  in the repository. Due to the complex nature of dependencies, there can be a huge gap with the syntactic dependency graph as naively extracted from the metadata.

**Example 2.2** (Direct vs strong dependencies). *In simple cases, conjunctive direct dependencies translate to identical strong dependencies whereas disjunctive ones vanish, as for the packages of the following repository:*

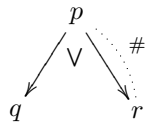
**Package :**  $p$   
**Depends :**  $q, r$



**Package :**  $a$   
**Depends :**  $b \mid c$

We have that  $p \rightarrow q, p \rightarrow r$  and  $p \Rightarrow q, p \Rightarrow r$  (because  $p$  cannot be installed without either  $q$  or  $r$ ), and that  $a \rightarrow b, a \rightarrow c$  whereas  $a \not\Rightarrow b, a \not\Rightarrow c$  (because  $a$  does not forcibly require neither  $b$  nor  $c$ ). In general however, the situation is much more complex, like in the following repository:

**Package :**  $p$   
**Depends :**  $q \mid r$



**Package :**  $r$   
**Conflicts :**  $p$

**Package :**  $q$

Notice that  $p \Rightarrow q$  in spite of  $q$  not being a conjunctive dependency of  $p$ , and  $r$  is incompatible with  $p$ , despite the fact that  $p \rightarrow r$ .

**Proposition 2.3** (Transitivity). *If  $p \Rightarrow_R q$  and  $q \Rightarrow_R r$  then  $p \Rightarrow_R r$ .*

*Proof.* Trivial from Definition 2.1. □

On top of the strong and direct dependency notions, we can define the corresponding *dependency graphs*.

**Definition 2.4** (Dependency graphs). *The strong dependency graph  $SG(R)$  of a repository  $R$  is the directed graph having as vertices the packages in  $R$  and as edges all pairs  $\langle p, q \rangle$  such that  $p \Rightarrow q$ . Note that the  $SG(R)$  is transitively closed as direct consequence as the transitivity of the strong dependency relation.*

*Similarly, the direct dependency graph  $DG(R)$  is the directed graph having as vertices the packages in  $R$  and as edges all pairs  $\langle p, q \rangle$  such that  $p \rightarrow q$ .*

The dependency graphs can be used to formalise, via the notion of *impact set*, the intuitive notion of the set of packages which are potentially affected by changes in a given package.

**Definition 2.5** (Impact set of a component). *Given a repository  $R$  and a package  $p$  in  $R$ , the impact set of  $p$  in  $R$  is the set  $Is(p, R) = \{q \in R \mid q \Rightarrow p\}$ .*

*Similarly, the direct impact set of  $p$  is the set  $DirIs(p, R) = \{q \in R \mid q \rightarrow p\}$ .*

While the impact set gives a sound lower bound to the set of packages which can be potentially affected by a change in

a package, the direct impact set offers no similar guarantees. Note that by Definition 2.1, for all package  $p, p \in Is(p, R)$ . Package sensitivity—a measure of how sensitive is a package, in terms of how many other packages can be affected by a change in it—can now be defined as follows.

**Definition 2.6** (Sensitivity). *The strong sensitivity, or simply sensitivity, of a package  $p \in R$  is  $|Is(p, R)| - 1$ , i.e., the cardinality of the impact set minus 1.<sup>2</sup>*

*Similarly, the direct sensitivity is the cardinality of the direct impact set.*

The higher the sensitivity of a package  $p$ , the higher the *minimum* number of packages which will be potentially affected by a change, such as a new bug, introduced in  $p$ . We write  $|p|$  and  $||p||$  to denote the direct and strong sensitivity of package  $p$ , respectively. The following basic property of impact sets and sensitivity follows easily from the definitions.

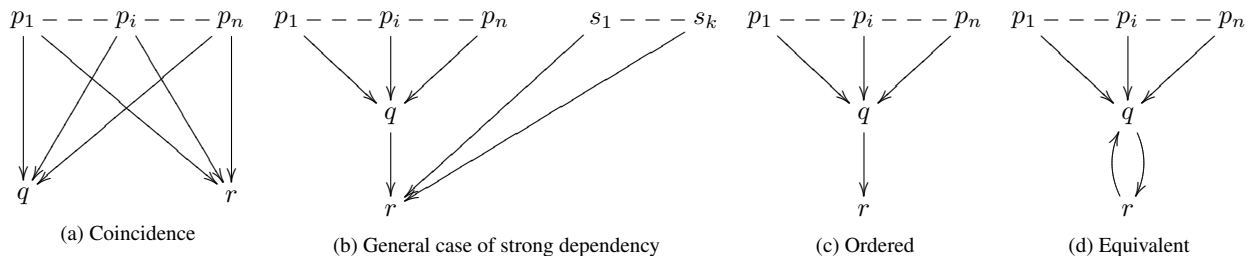
**Proposition 2.7** (Inclusion of impact sets). *If  $p \Rightarrow_R q$  then  $Is(p, R) \subseteq Is(q, R)$ . As a consequence, the sensitivity of  $p$  in  $R$  is smaller than the sensitivity of  $q$  in  $R$ .*

When analysing a large component base, like Debian’s, which contains about 22,000 components, it is important to be able to identify some measure that can be used to easily pinpoint “interesting” packages. Sensitivity can be (and actually is, in our tools) used to order packages, bringing the most sensitive to the forefront. To this end is important to note that (strong) sensitivity can be computed *automatically* (and efficiently, see Section 4) from dependencies; that is an important feature: given the sheer size of systems like Debian, it would be unreasonable to try mix sensitivity with hand-maintained classifications such as “core” packages, “end-user” packages, etc. But sensitivity alone is not enough: we do not want to spend time going through hundreds of packages with similar sensitivity to find the one which is really important, so we need to keep some of the structure of the strong dependency graph.

A first step is to group together only those packages that are related by strong dependencies, but our analysis of the Debian distribution led us to discover that we really need to go further and distinguish the cases of related components in the strong dependency graph from the cases of unrelated ones: in the picture in Figure 1,<sup>3</sup> configuration 1c shows  $q$  that clearly dominates  $r$ , as the impact set of  $r$  really comes from that of  $q$ , in configuration 1d,  $q$  and  $r$  are clearly equivalent, while in configuration 1a,  $q$  and  $r$  are totally unrelated, and in configuration 1b,  $q$  strong depends on  $r$  but  $q$  does not generate all the impact set of  $r$ .

<sup>2</sup>The  $-1$  accounts for the fact that the impact set of a package always contains itself. This way we ensure that sensitivity 0 preserves the intuitive meaning of “no package potentially affected”.

<sup>3</sup>Edges implied by transitivity are omitted from the diagrams for the sake of clarity.



**Figure 1. Significant configurations in the strong dependency graph**

Yet, the packages  $q$  and  $r$  all have essentially the same sensitivity values ( $n$  or  $n + 1$ ) in all the first three cases (and  $n + k$  in the fourth, which can also contribute to the mass of packages of sensitivity similar to  $n$ ). To distinguish these different configurations in strong dependency graphs, we introduce one last notion.

**Definition 2.8** (Strong dominance). *Given two packages  $p$  and  $q$  in a repository  $R$ , we say that  $p$  strongly dominates  $q$  ( $p \succ_{Is} q$ ) iff*

- $Is(p, R) \supseteq (Is(q, R) \setminus Scons(p))$ , and
- $p$  strongly depends on  $q$

The intuition of strong dominance, is that a package  $p$  dominates  $q$  if the strong dependency of  $p$  on  $q$  “explains” the impact set of  $q$ : the packages that  $q$  has an impact on are really those that  $p$  has an impact on, plus  $p$ . This notion has some similarity in spirit with the standard notion of dominance used in control flow graphs, but is technically quite different, as strong dependency graphs are transitive, and have no single start node.

Using the transitivity of strong dependencies, the following can be established.

**Proposition 2.9.** *The strong domination relation is a partial pre-order.*

*Proof.* Reflexivity is trivial to check. For transitivity, suppose we have  $p \succ_{Is} q$  and  $q \succ_{Is} r$ : first of all,  $p$  strongly depends on  $r$  is a direct consequence of the fact that the strong dependency relation is transitive, so the second condition for  $p \succ_{Is} r$  is established. For the first condition, we know that  $Is(p, R) \supseteq (Is(q, R) \setminus Scons(p))$  and  $Is(q, R) \supseteq (Is(r, R) \setminus Scons(q))$ . By transitivity of strong dependencies, since  $p \Rightarrow q \Rightarrow r$ , we also have that  $Scons(p) \supseteq Scons(q) \supseteq Scons(r)$ . Then we have easily that  $Is(p, R) \supseteq (Is(q, R) \setminus Scons(p)) \supseteq (Is(r, R) \setminus Scons(q)) \setminus Scons(p) = Is(r, R) \setminus Scons(p)$ .  $\square$

This pre-order is now able to distinguish among the cases of Figure 1. In Figure 1c we have that  $q \succ_{Is} r$ , but not the converse; in 1d both  $q \succ_{Is} r$  and  $r \succ_{Is} q$  hold, i.e.,  $q$  and

$r$  are equivalent according to strong domination; in 1a and 1b no dominance relationship can be established between  $q$  and  $r$ .

It is possible, and actually quite useful, to generalise the strong dominance relation to cover also the case shown in 1b, where a part of the impact set of the package  $r$  is not covered by the impact set of  $q$ , as follows.

**Definition 2.10** (Relative strong dominance). *Given two packages  $p$  and  $q$  in a repository  $R$ , we say that  $p$  strongly dominates  $q$  up to  $z$  ( $p \succ_{Is}^z q$ ) iff*

- $\frac{|(Is(q, R) \setminus Scons(p)) \setminus Is(p, R)|}{|Is(p, R)|} * 100 = z$ , and
- $p$  strongly depends on  $q$

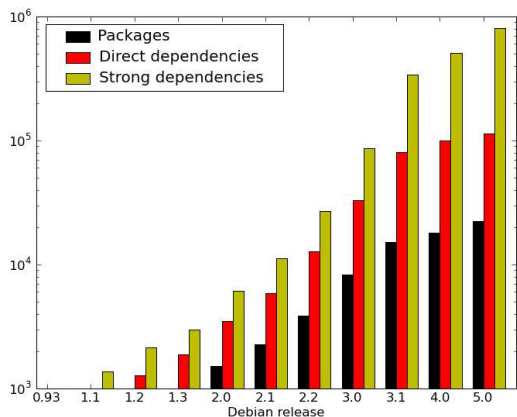
It is easy to see that  $p \succ_{Is} q$  iff  $p \succ_{Is}^0 q$ , and one can compute in a single pass on the repository the values  $z$  for each pair of packages such that  $p \Rightarrow q$ , leaving for later the choice of a threshold value for  $z$ . In the case of figure 1b, we have that  $q$  dominates  $r$  up to  $k/n * 100$ .

### 3. Strong dependencies in Debian

Due to the different properties of direct and strong dependencies, the two measures of package sensitivity can differ substantially. To verify that, as well as other properties of the underlying dependency graphs, we have chosen Debian GNU/Linux as a case study.<sup>4</sup> The choice is not casual: Debian is the largest FOSS distribution in terms of number of packages (about 22,000 in the latest stable release) and, to the best of our knowledge, the largest component-based system freely available for study.

All stable releases of Debian have been considered, from 1994 to February 2009. For each release the archive section `main` and in particular the `i386` architecture has been

<sup>4</sup>The data presents in this section, as well as what was omitted due to space constraints, are available to download from <http://www.mancoosi.org/data/strongdeps/>. The tools used to compute the data are released under open source licenses and are available from the Subversion repository at <https://gforge.info.ucl.ac.be/svn/mancoosi/>.



**Figure 2. Evolution of packages, direct, and strong dependencies in Debian releases.**

considered; the choices are justified by the fact that they identify both the most used parts of Debian,<sup>5</sup> and that they are the only parts which have been part of all Debian releases and hence can be better compared over time. The obtained archive parts have been analysed by building both the direct and strong dependency graphs; while the construction of the former is a trivial exercise, the implemented efficient way of constructing the latter is discussed in Section 4. To build the direct dependency graph the `Depends` and `Pre-Depends` inter-package relationships have been considered [12].

Figure 2 shows the resulting evolution of the number of graph nodes and edges across all Debian releases. The size of the distribution has grown steadily, yet super-linearly, across most releases [20, 11], but the growth rate has decreased in the past two releases. As expected, strong and direct sensitivity are not entirely unrelated, given that the former is the semantic view of the latter, hence they tend to grow together.

More precisely the total number of strong dependencies is higher, in all releases, than the total number of direct dependencies. A partial explanation comes from the fact that the strong dependency graph is a transitive closed graph—property inherited by the underlying strong dependency relationship—whereas the direct dependency graph is not. Performing the transitive closure of the direct dependency graph however would be meaningless, because the propagation rules of disjunctive and conjunctive dependencies are not expressible simply in terms of transitive arcs.

We have studied the apparent correlation between strong and direct dependencies analysing the respective sensitivity

<sup>5</sup>According to the Debian popularity contest, available at <http://popcon.debian.org>

measures for each release. Table 1 confirms the correlation and gives some statistical data about package sensitivity. The first column is the Spearman  $\rho$  correlation index,<sup>6</sup> a commonly used non-parametric correlation index that is not sensible to exceptional values [8]. An index between 0.5 and 1.0—in all the releases we have  $\rho \in [0.91, 0.94]$ —is commonly interpreted as a strong correlation between the two variables. The more common correlation index  $r$  for the same set of data (not shown in the table) gives consistently a value of 0.55: the huge difference among  $\rho$  and  $r$  indicates that the few exceptional values in the data series have really high weight; when analyzing some of these exceptional values, we will see how this is indeed the case.

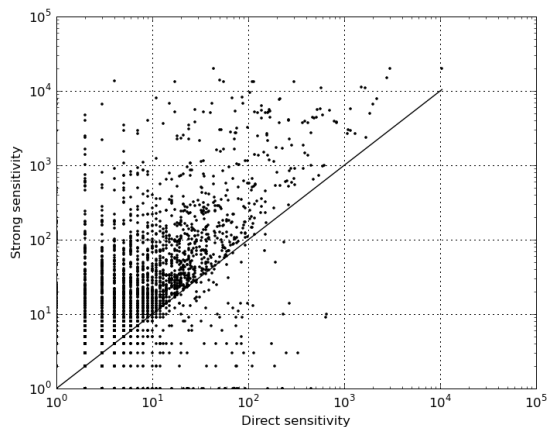
The remaining columns show mean and standard deviation for, respectively, direct sensitivity, strong sensitivity, and  $\Delta = ||p|| - |p|$ . In particular we note an increasingly high standard deviation in latest Debian releases, which hints that there is an increasing number of peaks.

Figure 3 shows in more detail the correlation phenomenon for Debian 5.0 “Lenny”, the latest (and largest) Debian release. The figure plots strong vs direct sensitivity for each package in the release. In most cases, strong sensitivity is higher than direct sensitivity, yet close: 82.9% of the packages fall in a standard deviation interval from the mean of  $\Delta$ ; the next percentile ranks are 97.4% for two standard deviations, and 99.8% for three. The remaining cases allow for important exceptions of packages with very high strong sensitivity and very low direct sensitivity. Such exceptions are extremely relevant: metrics built on direct sensitivity only would totally overlook packages with a huge potential impact.

<sup>6</sup>The statistical info for the first two rows are possibly not relevant, due to the small size of the two releases.

**Table 1. Direct and strong sensitivity in Debian: correlation, mean, standard deviation.**

Rel.	$\rho$	$ \cdot $	$  \cdot  $	$\Delta$
.93	.92	1.00, $\sigma$ 2.79	1.05, $\sigma$ 4.73	1.00, $\sigma$ 4.00
1.1	.93	1.70, $\sigma$ 13.9	2.90, $\sigma$ 25.9	1.88, $\sigma$ 18.5
1.2	.91	1.79, $\sigma$ 18.4	2.99, $\sigma$ 32.2	1.73, $\sigma$ 22.4
1.3	.91	1.92, $\sigma$ 21.9	3.06, $\sigma$ 38.2	1.69, $\sigma$ 25.8
2.0	.93	2.29, $\sigma$ 26.7	4.03, $\sigma$ 50.8	2.50, $\sigma$ 36.5
2.1	.94	2.60, $\sigma$ 34.9	4.93, $\sigma$ 64.5	2.93, $\sigma$ 46.6
2.2	.92	3.29, $\sigma$ 44.2	6.89, $\sigma$ 90.4	4.88, $\sigma$ 68.7
3.0	.92	3.99, $\sigma$ 59.2	10.4, $\sigma$ 131.	8.02, $\sigma$ 92.3
3.1	.92	5.29, $\sigma$ 91.4	22.3, $\sigma$ 282.	19.3, $\sigma$ 246.
4.0	.92	5.55, $\sigma$ 85.1	28.2, $\sigma$ 352.	24.5, $\sigma$ 313.
5.0	.93	5.07, $\sigma$ 86.1	36.0, $\sigma$ 480.	32.5, $\sigma$ 440.



**Figure 3. Correlation between strong and direct sensitivity in Debian 5.0**

### 3.1. Strong vs direct sensitivity: exceptions

It’s time now to look at some of these exceptional cases to see how relevant they are. Table 2 lists the top 30 packages of Lenny having the largest  $\Delta$ .

`libc6` is the package shipping the C standard library which is required, directly or not, by almost all applications written or otherwise linked to the C programming language. About a half of all the packages in the distribution depends *directly* on `libc6`, as can be seen in row 13 of the table, but almost all packages in the archive cannot be installed without it, as the strong sensitivity of `libc6` is 20’126, on a total of 22’311 packages. In this case direct sensitivity does not inhibit identifying the package as a sensitive one, though, even if it underestimates widely its importance.

Now consider row 1 of Table 2: `gcc-4.3-base`, which is a package without which `libc6` cannot be installed. It is the package with the largest  $\Delta$ , having direct sensitivity of only 43 and strong sensitivity of 20’128. Ranking its sensitivity with the direct metric would have led to completely miss its importance: a bug into it can potentially affect all packages in the distribution. Note however that `gcc-4.3-base` is not a direct dependency of `libc6`, showing once more that to grasp this kind of inter-package relationships the semantics, rather than the syntax, of dependencies must be put into play.

In the second row, `libgcc1` shows a similar pattern, being this time a direct dependency of `libc6`. The third row and many others in the table show more complex patterns. Ordering packages only according to sensitivity might lead to oversee other important characteristic. Possibly the most extreme cases are those of `ncurses-bin` and `libx11-data`, which are mentioned just once in all

**Table 2. Packages from Debian 5.0, sorted by gap between strong / direct impact set sizes.**

#	Package	$ p $	$  p  $	$  p   -  p $
1	<code>gcc-4.3-base</code>	43	20128	20085
2	<code>libgcc1</code>	3011	20126	17115
3	<code>libselinux1</code>	50	14121	14071
4	<code>lzma</code>	4	13534	13530
5	<code>coreutils</code>	17	13454	13437
6	<code>dpkg</code>	55	13450	13395
7	<code>libattr1</code>	110	13489	13379
8	<code>libacl1</code>	113	13467	13354
9	<code>perl-base</code>	299	13310	13011
10	<code>libstdc++6</code>	2786	14964	12178
11	<code>libncurses5</code>	572	11017	10445
12	<code>debconf</code>	1512	11387	9875
13	<code>libc6</code>	10442	20126	9684
14	<code>libdb4.6</code>	103	9640	9537
15	<code>zlib1g</code>	1640	10945	9305
16	<code>debianutils</code>	86	8204	8118
17	<code>libgdbm3</code>	68	8148	8080
18	<code>sed</code>	11	8008	7997
19	<code>ncurses-bin</code>	1	7721	7720
20	<code>perl-modules</code>	214	7898	7684
21	<code>lsb-base</code>	211	7720	7509
22	<code>libxdmcp6</code>	15	6782	6767
23	<code>libxau6</code>	42	6795	6753
24	<code>libx11-data</code>	1	6693	6692
25	<code>libxcb-xlib0</code>	3	6695	6692
26	<code>libxcb1</code>	87	6778	6691
27	<code>x11-common</code>	137	6317	6180
28	<code>perl</code>	2169	7898	5729
29	<code>libmagic1</code>	28	5585	5557
30	<code>libpcre3</code>	164	5668	5504

...

the explicit dependencies, and yet are really necessary for several thousand other packages.

We believe this is sufficiently conclusive evidence to totally dismiss, from now on, any analysis based on the syntactic direct dependency graph, when considering component based systems with expressive dependency languages.

### 3.2. Using strong dominance to cluster data

Now we turn to the problem of presenting the sensitivity information in a relevant way to a Quality Assurance team: we could simply print a list of package names, ordered by their sensitiveness; this would give a result quite similar to that of table 2 above, just dropping the first and fourth column. A smart Debian developer will surely spot the fact that `gcc-4.3-base`, `libgcc1` and `libc6` are

**Table 3. Small-world figures for Debian 5.0.**

	Direct dep. graph	Strong dep. graph
Vertices	22,311	22,311
Edges	107,796	40,074
Average degree	4.83	1.80
Clustering coeff.	0.41	0.39
Average distance	3.18	2.86
Components (WCCs)	1,425	2,809
Largest WCC	20,831	19,200
Density	0.00022	0.000081

related and would look at them together, but it would be difficult to see relationships among the other packages in the list, even if we can see that many packages have impact sets of similar size.

Here is where our definition of relative strong dominance comes into play, allowing to build meaningful clusters that provide sensible information to the maintainers: Figure 4 shows the graph of relative strong domination between the first 20 packages of Table 2. Bold edges show strong domination as defined in Definition 2.8. Normal edges show relative domination, where the install sets of the two packages almost fully overlap, apart from a few packages (edges are labelled with the percentage  $z$  of Definition 2.10).

This figure shows clearly that it is possible to isolate five clusters of related packages with similar sensitivity values; some of them may look surprising at first sight to a Debian developer, and evident after a little time spent exploring the package metadata: this actually confirms the real value of this way of presenting data.

### 3.3. Debian is a small world

We expected the strong dependency graph to retain the small world characteristics previously established for the direct dependency graph [14], but this required some extra effort to get sensible results: indeed, computing clustering coefficients and other similar measures on the strong dependency graph will yield very different values (as the strong dependency graph is transitive), so we first built a non-transitive version of the strong dependency graph, and computed the usual small world measures on it.

Note that, since the strong dependency graph contains some cycles, the obtained non-transitive graph is not unique. The differences are however minor enough to not alter the overall results.

The clustering coefficient and average path length of the non-transitive graph are, though slightly smaller, well within the range of small-world networks. More than half the edges of the direct graph have disappeared, but this has not significantly affected either the graph clustering or the

path length. The relevant statistics are summarised in Table 3.3.

Some additional notes about obtained small-world statistics. First, both graphs contain one enormous (weakly connected) component, next to which all other components are of insignificant size (for the direct graph, there are 1'480 remaining packages in 1'424 components, which would make their average size just above 1; the ratio is similar for the strong graph). Second, when we look at the density of both graphs (the number of edges in the graph divided by the maximum possible number of edges), we see that both graphs are extremely sparse.

## 4. Efficient computation

It is not evident that strong dependencies as defined in Section 2 are actually tractable in practise: from previous results [17, 5] it is known that checking installability of a package (or co-installability of a set of packages) is an NP-complete problem. Even if in practise checking installability turns out to be tractable on real-world problem instances, the sheer number of instances that computing strong dependencies may require in the general case makes the problem much harder. We start by observing that the problem of determining strong dependencies is decidable.

**Proposition 4.1** (Decidability). *Strong dependencies for packages in a finite repository  $R$  are computable.*

*Proof.* Since  $R$  is finite, the set of all installations is also finite. Among these installations, finding the healthy one is just a matter of verifying locally the dependency relations. Then, for each  $p$  and  $q$ , it is enough to check all healthy installations to see whether  $q$  is present whenever  $p$  is.  $\square$

If we want to know if a particular packages  $p$  strongly depends on  $q$  in a repository  $R$  however, the argument used in the proof of decidability leads to an algorithm that has exponential worst-case complexity in the size  $n$  of a repository  $R$ . One possible algorithm to find *all* strong dependencies in a repository  $R$  is as follows.

```

Require:  $R \neq \emptyset$ 
strongdeps  $\leftarrow \emptyset$ 
for all  $p, q \in R$  do
  if strong-dependency( $p, q, R$ ) then
    strongdeps  $\leftarrow$  strongdeps  $\cup \{p, q\}$ 
  end if
end for
return strongdeps

```

Where the function `strong-dependency` uses a SAT solver to check whether it is possible to install  $p$  without installing  $q$  (in repository  $R$ ). This algorithm requires checking  $n^2$  SAT instances, which is unfeasible with  $n \approx 22,000$ . We



the archive. The strong dependency graph can be used to detect similar cases efficiently. Once the graph has been computed—and Section 4 showed that the cost is affordable even for large distributions—detecting if a package is removable in isolation reduces to check whether its node has inbound edges or not. If really needed, following inbound edges can help building sets of packages removable as a whole.

In the same context, sensitivity can be used to decide when to freeze packages during the release process (decision currently delegated to folklore): the higher the sensitivity, the sooner a package should be frozen. Sensitivity can also be used to activate heuristic warnings in archive management tools when apparently innocuous packages are acted upon: attempting to remove or otherwise alter `gcc-4.3-base` at the end of the Lenny release process (see Table 2) would have surely been an error, in spite of the few packages mentioning it directly in their dependencies.

**Upgrade risk evaluation** System administrators of machines running FOSS distributions would like to be able to judge the risks of a certain upgrade. Risk evaluation not necessarily in the sense of deciding whether or not to perform an upgrade—not performing one is often not an option, due to the frequent case of upgrades that fix security vulnerability. Upgrade risk evaluation is nevertheless important to allocate suitable time slots to deploy upgrade plans proposed by package managers: the riskier the upgrade, the longer the time slot that should be planned for it.

The general principle we propose is that a package that is not strongly depended upon by other packages is relatively safe to upgrade; conversely, a package that is needed by many packages on the system might need some safety measures in case of problems (backup servers, ...). However this measure should be computed in relation to the actual user installation and not as an absolute value with respect to the distribution such as plain impact sets. Once the strong dependency graph of a user installation has been computed, the legacy package manager can be used to find upgrade plans as usual. On that plan the overall upgrade sensitivity can then be computed by summing up the size of the *installation impact sets* of all packages touched by the proposed plan; where the installation impact set of a package  $p$  is defined as the intersection of the strong impact set with the local installation.

The strong dependency graph used for risk evaluation must be the one corresponding to the distribution snapshot which was known *before* planning the upgrade. This is because we want to evaluate the risks with respect to the current installation, not to a future potential one in which package sensitivity can have changed. The maintenance of such

graph on user machines is straightforward and can be postponed to after upgrade runs have been completed, in order to be ready for future upgrades.

Note that in this way, what is computed is an under approximation of the upgrade risk measure. For example consider the following scenario: a package  $p$  having **Depends:**  $\alpha \mid \tau$ , and a healthy installation  $I = \{p, q\}$ . The direct dependencies of  $p$  entail no strong dependency, but in the given installation  $q$  has been “chosen” to solve  $p$  dependencies. Even if  $p \notin Is(q, R) \cap I$ , an upgrade of  $q$  in that specific installation has potentially an impact on  $p$ . The under approximation is nevertheless sound—i.e., all packages in the installation impact set are installed.

**Release upgrades** A particular case of upgrade are the so called *release upgrades* (or distribution upgrades) which are performed periodically to switch from an older stable release of a given distribution to a newer one. The relevance of such upgrades is that they usually affect almost all of the packages present in user installation. Such kind of upgrades are usually already performed wisely by system administrators devoting to them large time slots.

During release upgrades system administrators can be faced with the choice of whether to switch to a new major version of some available software or to stay with an older, legacy one. For instance, one can have the choice to switch to the Apache Web server 2.x series, or to stay with Apache 1.x. The upgrade is not forced by strict package versioning by either offering packages with different names (e.g. `apache1` vs `apache2` in Debian and its derivatives) or by avoiding explicit conflicts among the two set of versions (as it happens in RPM-based distributions). The choice is currently not technically well assisted: if `apache2` is tentatively chosen, the package manager will propose to upgrade all involved packages to the most recent version without highlighting which upgrades are *mandatory* to fulfil dependencies and which are not.

While this is a deficiency of state of the art solving algorithms [22], strong dependencies offer a cheap technical device to work around the problem with current solvers. It is enough to compute the strong dependency graph of both distributions and, in particular, the strong dependencies of the two (or more) involved packages. Then, by taking the difference of the strong dependencies in the new and in the old graph, the list of package which must be forcibly upgraded to do the switch is obtained. All such *forced upgrades* can then be presented to the administrator to better guide her or his choice.

## 6. Related works

Several interesting works have dealt with issues related to the topics touched by this paper. In the area of complex

networks, [14, 16] used FOSS distributions as case studies. The former is the closest to our focus, as it studies the network structure obtained from Debian inter-package relationships, showing that it is small-world, as the node connectivity follows a near power-law distribution. However, the analysis is performed on the direct dependency graph which, as discussed, misses the semantics of dependencies.

We could not get more information on how the data of [14] has been computed, as the snapshot of Debian used there comes from late 2004, and is no longer available in the Debian archives; based on the figures presented in the paper, and our analysis of the closest Debian stable distribution, we conclude that their analysis dropped all information about `Conflicts` and `Pre-Depends`. As a consequence, the figures produced for what is called in the paper “the 20 most highly depended upon packages” falls extremely short of reality: `libc6` is crucial for 3 times more packages than what is reported, and other critical packages such as `gcc-4.3-base` are entirely missed.

In the area of quality assurance for large software projects, many authors correlate component dependencies and past failure rates in order to predict future failures [24, 18, 19]. The underlying hypothesis is that software “fault-proneness” of a component is correlated to changes in components that are tightly related to it. In particular if a component *A* has many dependencies on a component *B* and the latter changes a lot between versions, one might expect that errors propagates through the network reducing the reliability of *A*. A related interesting statistical model to predict failures over time is the “weighted time damp model” that correlates most recent changes to software fault-proneness [9]. Social network methods [10] were also used to validate and predict the list of *sensitive* components in the Windows platform [24].

Our work differs for two main reasons. First, the source of dependency information is quite different. While dependency analysing for software components is inferred from the source code, the dependency information in software distributions are formally declared and can be assumed to be, on the average, trustworthy as reviewed by the package maintainer. Second, FOSS distributions still lack the needed data to correlate upgrade disasters with dependencies and hence to create statistical models that allow to predict future upgrade disasters. In more detail, the FOSS ecosystem is really fond of public bug tracker systems, but generally lacks explicit logging of upgrade attempts and a way to associate specific bugs to them. One of the goal of the Mancoosi<sup>8</sup> project—in which the authors are involved—is to create a corpus of upgrade problems which will be a first step in this direction.

The key idea behind the notion of sensitivity can be seen as a direct application of the evaluation of “disease spread-

ing speed” in small world networks [23]: the higher the sensitivity, the larger the impact sets, the higher the (potential) bug spreading speed. The semantic definition of impact sets is crucial in this analysis: using the direct dependency graph would give no guarantee about which components will be effectively installed and therefore help bug spreading.

## 7. Conclusion and future work

This paper has introduced the novel notions of *strong dependencies* between software components, and of *sensitivity* as a measure of how many other components rely on the availability of a specific components; *strong dominance* has been introduced as well as a criterion to order and group components with similar sensitivity into meaningful clusters. We have shown concretely on a large scale real world example that such notions are better suited to describe true inter-component relationships than previous studies, which were solely based on the analysis of the syntactic (or direct) dependency graph. The main applications of these new notions are tools for quality assurance in large component ecosystems and upgrade risk evaluation.

The new notions have been tested on one of the largest known component-based system: Debian GNU/Linux, a popular FOSS distribution. Historical analysis of Debian strong and direct dependency graphs have been performed. Empirical evidence shows that, while the two notions are generally correlated, there are several components on which they give huge differences, with direct dependencies entirely missing key components that are correctly pinpointed by strong dependencies. We believe the case shown in this paper is strong enough to totally dismiss, in the future, measures built on direct dependencies as soon as the dependency language is expressive enough to encompass propositional logics.

We hence strongly advocate the evaluating of sensitivity on top of strong dependencies, and we have shown clearly how clustering components according to the notion of strong dominance allows to build a meaningful presentation of data, and uncover deep relationships among components in a repository.

Despite the theoretical complexity of the problem, and the sheer size of modern component repositories, we have succeeded in designing a simple optimised algorithm for computing strong dependencies that performs very well on real world instances, making all the measures proposed in this paper not only meaningful, but actually feasible.

Previous studies on network properties—such as small world characteristics—have been redone on the Debian strong dependency graph, showing that it stays small world.

Future works is planned in various directions. First of all the notion of installation impact set needs to be refined. While it is clear that the strong impact set is an under ap-

<sup>8</sup><http://www.mancoosi.org>

proximation of it, it is less clear how to further refine it. On one hand we want to get closer to the actual set of potentially affected packages on a given machine. On the other it is not clear, for a package  $p$  depending on  $q \mid r$  to which extent *both* packages should be considered as potentially impacted by a bug in  $p$ . It appears to be a limitation in the expressiveness of the dependency language which does not state an order between  $q$  and  $r$ , but needs further investigation. Interestingly enough, the implicit syntactic order “ $p$  before  $q$ ” is already taken into account by some distribution tools such as build daemons and is hence worth modelling.

Distributions like Debian use a staged release strategy, in which two repositories are maintained: an “unstable” and a “testing” one. Packages get uploaded to unstable and migrate to testing when they satisfy some quality assurance criteria, including the goal of maintaining testing devoid of uninstalleable packages. Current modelling of the problem is scarce and implementations rely on empirical package-by-package, brute force migration attempts. We believe that the notion of strong dependency and the clusters entailed by strong dominance can help in identifying clusters of packages which should forcibly migrate together.

**Acknowledgements** The authors would like to thank Yacine Boufkhad, Ralf Treinen, and Jérôme Vouillon for many interesting discussions on these issues.

## References

- [1] R. Albert, H. Jeong, and A. Barabasi. The diameter of the world wide web. *Nature*, 401:130–131, July 1999.
- [2] R. Albert, H. Jeong, and A. Barabasi. Error and attack tolerance of complex networks. *Nature*, 406:378, 2000.
- [3] Apache Software Foundation. Maven project. <http://maven.apache.org/>, 2009.
- [4] E. Clayberg and D. Rubel. *Eclipse Plug-ins*. Addison-Wesley Professional, 3 edition, Dec. 2008.
- [5] R. Di Cosmo, B. Durak, X. Leroy, F. Mancinelli, and J. Vouillon. Maintaining large software distributions: new challenges from the FOSS era. In *FRCSS 2006*, 2006. EASST Newsletter.
- [6] R. Di Cosmo, P. Trezentos, and S. Zacchiroli. Package upgrades in FOSS distributions: Details and challenges. In *HotSWup’08*, 2008.
- [7] S. Dick, A. Meeks, M. Last, H. Bunke, and A. Kandel. Data mining in software metrics databases. *Fuzzy Sets and Systems*, 145(1):81–110, 2004.
- [8] N. E. Fenton and S. L. Pfleeger. *Software Metrics: A Rigorous and Practical Approach, Revised*. Course Technology, 2 edition, Feb. 1998.
- [9] T. L. Graves, A. F. Karr, J. S. Marron, and H. Siy. Predicting fault incidence using software change history. *IEEE Trans. Softw. Eng.*, 26(7):653–661, 2000.
- [10] R. A. Hanneman and M. Riddle. *Introduction to social network methods*. University of California, Riverside, 2005.
- [11] I. Herraiz, G. Robles, R. Capilla, and J. Gonzalez-Barahona. Managing libre software distributions under a product line approach. In *COMPSAC’08*, pages 1221–1225, 2008.
- [12] I. Jackson and C. Schwarz. Debian policy manual. <http://www.debian.org/doc/debian-policy/>, 2009.
- [13] T. M. Khoshgoftaar, E. B. Allen, W. D. Jones, and J. P. Hudepohl. Data mining for predictors of software quality. *International Journal of Software Engineering and Knowledge Engineering*, 9(5):547–564, 1999.
- [14] N. LaBelle and E. Wallingford. Inter-package dependency networks in open-source software. *CoRR*, cs.SE/0411096, 2004.
- [15] B. Livshits. Dynamine: Finding common error patterns by mining software revision histories. In *In ESEC/FSE*, pages 296–305. ACM Press, 2005.
- [16] T. Maillart, D. Sornette, S. Spaeth, and G. V. Krogh. Empirical tests of zipf’s law mechanism in open source linux distribution. *0807.0014*, June 2008.
- [17] F. Mancinelli, J. Boender, R. Di Cosmo, J. Vouillon, B. Durak, X. Leroy, and R. Treinen. Managing the complexity of large free and open source package-based software distributions. In *ASE*, pages 199–208, 2006.
- [18] N. Nagappan and T. Ball. Using software dependencies and churn metrics to predict field failures: An empirical case study. In *ESEM*, pages 364–373, 2007.
- [19] S. Neuhaus, T. Zimmermann, C. Holler, and A. Zeller. Predicting vulnerable software components. In *ACM Conference on Computer and Communications Security*, pages 529–540, 2007.
- [20] G. Robles, J. M. Gonzalez-Barahona, M. Michlmayr, and J. J. Amor. Mining large software compilations over time: another perspective of software evolution. In *MSR ’06*, pages 3–9. ACM, 2006.
- [21] C. Szyperski. *Component Software: Beyond Object-Oriented Programming*. Addison Wesley Professional, 1997.
- [22] R. Treinen and S. Zacchiroli. Solving package dependencies: from EDOS to Mancoosi. In *DebConf 8: 9th conference of the Debian project*, 2008.
- [23] D. J. Watts and S. H. Strogatz. Collective dynamics of small-world networks. *Nature*, 393(6684):440–442, June 1998.
- [24] T. Zimmermann and N. Nagappan. Predicting defects using network analysis on dependency graphs. In *ICSE’08*, pages 531–540. ACM, 2008.