



HAL
open science

Localized vortices in semiconductor lasers

Patrice Genevet, Stephane Barland, Massimo Giudici, Jorge R. Tredicce

► **To cite this version:**

Patrice Genevet, Stephane Barland, Massimo Giudici, Jorge R. Tredicce. Localized vortices in semiconductor lasers. 2009. hal-00435920

HAL Id: hal-00435920

<https://hal.science/hal-00435920>

Preprint submitted on 25 Nov 2009

HAL is a multi-disciplinary open access archive for the deposit and dissemination of scientific research documents, whether they are published or not. The documents may come from teaching and research institutions in France or abroad, or from public or private research centers.

L'archive ouverte pluridisciplinaire **HAL**, est destinée au dépôt et à la diffusion de documents scientifiques de niveau recherche, publiés ou non, émanant des établissements d'enseignement et de recherche français ou étrangers, des laboratoires publics ou privés.

Localized vortices in semiconductor lasers

P. Genevet, S. Barland, M. Giudici and J.R. Tredicce

Université de Nice Sophia Antipolis, Institut Non-Linéaire de Nice, UMR 6618,06560 Valbonne, France

(Dated: June 4, 2009)

Beyond the chirality of light associated to polarization or spin, light beams can carry an additional orbital angular momentum due to the helicoidal structure of their phase front [1]. This property, if combined with light localization could give rise to localized optical vortices [2], whose existence in nonlinear and dissipative optical systems is suggested by several theoretical studies [2–4]. However, while several kinds of localized states have been experimentally found (see [5, 6]), no observation of localized vortices have been reported to date. We demonstrate the existence of bistable and addressable chiral localized structures in a semiconductor laser with saturable absorber. For a fixed set of parameters, we observe localized states with positive or negative topological charge, both coexisting with a fundamental "off" state. In contrast with phase defects [7, 8] and vortex solitons (see [9] for a review), the spatial structures described in this report are transversally localized and bistable due to the presence of dissipation. These properties, generically associated to localized structures, make localized vortices attractive for the realization of arrays of independant and controllable "doughnut shaped" beams which would dramatically enhance the efficiency of advanced optical nanoscopy techniques [10], especially in fast and compact sources such as semiconductor lasers.

In order to realize a system able to sustain localized vortices, we optically couple two broad area semiconductor lasers (Vertical Cavity Surface Emitting Lasers or VCSELs), one facing the other (see Figure 1, left). Both are thermally stabilized and electrically pumped, one such that it is a saturable absorber, and the other one such that it amplifies light. The coupled system therefore constitutes a laser with saturable absorber (*ie* a system with saturable nonlinearity and phase symmetry) in which both the amplifying and the absorbing media are inside their own cavity, which together define the resonator of the compound system. The existence of localized states in the form of bistable localized laser beams has been established in this experiment in [11] for a broad range of parameters provided a few conditions in terms of relative tuning of both cavities, total gain and absorption in the system [12] are satisfied. Within this parameter regime, we also observe the spontaneous formation of bright ring-like structures in the near field of the device (Figure 1, right). As we shall demonstrate in the following, these structures have a number of properties which allow their interpretation in terms of localized vortices.

Independently of the presence of a phase defect, an expected property of dissipative solitons or localized structures in dissipative systems is bistability. This property results from the discrete character of the ensemble of

soliton solutions in dissipative systems, as opposed to the continuous family of solitons of conservative systems [2, 13]. Indeed, the spatial structures described above can appear for different parameter sets, but a consistent feature is their abrupt appearance when the pump parameter of the amplifier laser is ramped upwards, which may indicate subcriticality and therefore coexistence of multiple states. These structures can either appear from a spatially homogeneous low intensity background, or from a preexisting localized state, depending on the parameters values. In Figure 2 the intensity of the field emitted in a small region (≈ 30 microns diameter) of the system as a function of the pump current of the amplifier laser shows an abrupt switch towards a dumbbell shaped structure, which switches to a ring structure upon further increase of the parameter. When the bias current is decreased, the system switches back to the dumbbell shaped structure, then to a single hump one and finally back to the fundamental off state. The stability region of each of these states can be determined by appropriate scanning of the parameter. In the present case, one clearly observes the coexistence between the ring structure with both the two hump structure and the homogeneous state. Similarly, the two- and single hump states both coexist with the homogeneous state and with each other in a certain domain. On the other hand, the stability region of the single-hump and the ring state do not clearly overlap

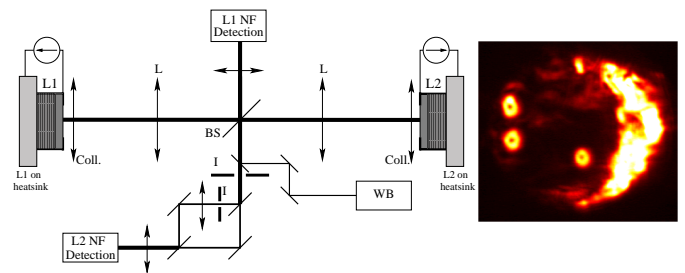


FIG. 1: **Left:** experimental setup. Two broad area semiconductor lasers (L1 and L2) are coupled by imaging them onto each other via collimating optics (Coll) and lenses (L). Part of the emitted beam is extracted from the compound cavity via a beam splitter (BS) for near field (NF) detection allowing interferometric measurements and spatial filtering (I). A tiny beam from a tunable laser can be used to apply a local perturbation to the system (WB).

Right: Spontaneously formed intensity rings in the near field. The two devices (200 microns diameter) are laterally shifted with respect to each other. In the spatial region where they overlap, the absorption can locally saturate and lead to the formation of bright bistable rings.

at least in the present parameter set.

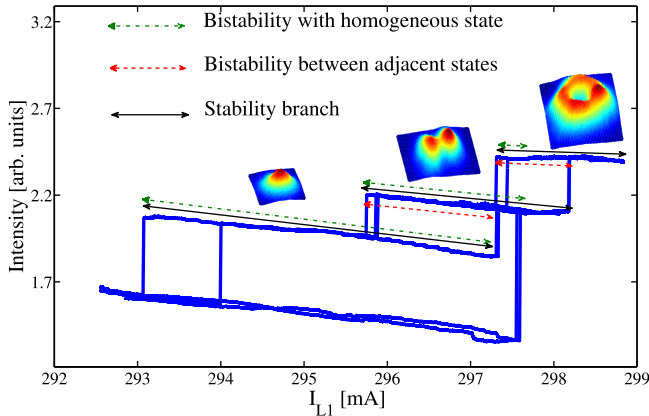


FIG. 2: Bifurcation diagram showing the spontaneous switching of the system between different solutions. The ring can coexist with an "off" state and/or with a dumbbell state.

While the stability properties of the ring structure is compatible with theoretical predictions for a localized vortex [2], the spontaneous formation of localized states in the absence of any local perturbation of the system is not expected in a system with perfect translation symmetry. This phenomenon can occur at different positions in the device, often for slightly different parameter values [14]. As in other experiments involving localized structures a possible explanation for this behavior is the unavoidable presence of small scale material inhomogeneities in the devices, which may act as source of localized states [15].

In addition to bistability common to all stationary localized states in dissipative systems, the distinctive feature of localized vortices is the presence of a singularity in their phase front. In order to disclose the phase profile of the intensity rings shown above, we perform interferometric measurements in the parameter range where a ring structure exists. To this aim, the output beam of the system is split in two parts which are recombined on a charge coupled device camera after different propagation paths, forming a Mach-Zehnder interferometer. One of the beams is prepared such that the whole near field of the system is imaged onto the camera while the other beam passes through an additional lens in order to considerably enlarge it with respect to the other. In this way, a small spatial region of the beam profile can be selected and converted to an almost plane wave which will serve as a reference beam to build an interferogram of the system. On the left of Figure 3, the reference beam has been blocked: only one beam reaches the camera, which reveals two structures in the central part of the near field. On the right, the reference beam which has been selected from a small part of the ring structure also reaches the camera, under the same angle of incidence. An interference pattern is generated where there is mutual coherence between the reference beam and the spatial region

with which it overlaps. We note that this phenomenon is related to the absence of any phase reference in this system, in contrast with the majority of experiments regarding localized structures in optics which involve some form of coherent energy input. A remarkable feature is that the interference pattern appears only where the ring structure itself is. In particular, the neighbouring three peak structure does not interfere at all with the reference beam. This absence of mutual coherence between the fields emitted in distinct spatial areas shows the lack or extreme weakness of any coherent coupling between these two areas. This observation is compatible with the interpretation of localized states in a laser with saturable absorber as independent microlasers. The other striking feature observable on the right panel of Figure 3 is the presence of a phase discontinuity originating in the center of the ring, which contains therefore a phase defect. The spiral shape of the discontinuity, which is also observed in numerical simulations in presence of localized vortices [2] and does not exist in pure Gauss Laguerre resonator modes [16], is a signature of the coupling between phase and amplitude of an optical field propagating in a semi-conductor medium.




FIG. 3: Left: near field intensity of the system, showing two bright spatial structures sitting on the dark homogeneous background corresponding to nonsaturated absorption. Right: interferometric measurement. When both arms of the interferometer are aligned (a small part of the ring structure being superimposed with the whole ring structure and surrounding region), the phase profile of the ring structure is indicated by spiral like interference pattern.

While the chirality of the phase profile of the ring structure is readily apparent in Figure 3, it can also be conveniently detected by performing an identical measurement, but tilting the two beams with respect to each other. In this case, interference fringes are detected, as shown on Figure 4. The orientation and periodicity of the fringes is of course set by the tilt between both beams, but the presence of a dislocation in the pattern (Figure 4, (b) and (c)) reveals the existence of a phase defect at the core of the ring since the circulation of the phase around the center does not vanish. Even though the chirality of the ring structure appears to be very robust (it can persist for minutes in this experiment where typical time constants are of nanosecond order), we occasionally observed (with a constant parameter set) spontaneous switching between the two chirality states shown on Fig-

ure 4 (b) and (c).




FIG. 4: **(a)**: Near field intensity of a localized vortex. When a part of it is magnified and interferes with the whole vortex, fringes appear if both beams are tilted with respect to each other. Their orientation and periodicity is set by the tilt angle.

(b),(c): The dislocation of the fringe pattern indicates the presence of a phase defect and the direction of the dislocation gives the sign of the charge.

Beyond the physical interest of localized vortices, the possibility of optically controlling the ON/OFF state of arrays of optical vortices could enable parallel approaches to microobjects manipulation or optical nanoscopic detection techniques. This switching procedure, referred to as "hard excitation" in [4] or considered as an initial condition in [3] consists in placing the system in the suitable parameter regime in the low intensity homogeneous solution, and locally modifying the system beyond a certain threshold leading to the nucleation of a localized vortex.

As a first attempt towards such a realization, a localized optical perturbation is prepared as a small diameter laser beam tuned close to the emission frequency of the coupled laser system, with zero topological charge, applied on the absorber section. The system is prepared in the homogeneous low intensity state shown in Figure 5, a). The tuning condition between devices and the absorption are set such that only the ring structure and the homogeneous state coexist. When the perturbation is applied, the system switches to a high intensity state, where no local minimum is observed (Figure 5, b)), without modification of the neighbouring structures. When the perturbation is removed, a localized state whose dark center hosts a phase defect remains (Figure 5,c)).

Beyond this very basic switching demonstration, a number of other manipulations could be attempted. In particular, numerical simulations [3, 4] indicate the possibility to generate states with higher topological charge if the perturbation itself possesses adequate vorticity.

In spite of the numerous experiments exploring either phase defects or dissipative solitons in optics, no evidence of localized structures hosting a phase defect had been reported to date. Our experimental observations can be interpreted in terms of localized vortices, structures predicted by several theoretical and numerical investigations on both purely qualitative and more physical models. Even if the experimental system in its present implemen-

tation is far from a usable device in terms of applications,




FIG. 5: A local optical perturbation can switch the system from "off" to "ring" state: a) near field without local perturbation; b) an optical perturbation switches the system to a high intensity state; c) which ends up in a localized vortex when the perturbation is removed.

it is in principle possible to grow semiconductor devices containing all the necessary features for the formation of bistable and independent localized vortices. Such a robust and compact device may well prove useful for advanced micro objects manipulation such as torque measurements or state-of-the art optical nanoscopy methods.

I. METHODS

A. Devices

The coupled devices are nominally identical bottom emitting Vertical Cavity Surface Emitting Lasers provided by ULM Photonics. Their diameter is 200 micrometers and their effective length of a few microns for an emission wavelength slightly below 980 nm. The threshold current of uncoupled devices is around 400 mA and the transparency current value has been estimated at about 45 mA. The experiment described above has been performed for current values between 15 and 25 mA for the absorbing device and around 300 mA for the amplifying device. The substrate temperature of each device has been chosen such that they are brought into resonance via Joule heating at these current values [12].

B. Stationarity

Since the system composed by coupling the two devices has a total length of about 32 cm (most of it being linear propagation where diffraction is cancelled via lenses), several longitudinal resonances of the compound resonator may be involved in the radiation emitted by this laser with saturable absorber. Indeed, dynamical states spanning several of these modes have been observed. However, 6 GHz bandwidth point-like measurements have been performed and indicate that each ring structure presented above is stationary, *ie* is a monochromatic solution of the system. The experiment has been performed with system lengths ranging from 20 to 60 cm leading to the same qualitative results.

-
- [1] L. T. G. Molina-Terriza, J.P. Torres, *Nature Physics* **3**, 305 (2007).
- [2] N. N. Rosanov, *Spatial Hysteresis and Optical Patterns* (Springer-Verlag, Berlin, Heidelberg, New York, 2002).
- [3] L. C. Crasovan, B. A. Malomed, and D. Mihalache, *Phys. Rev. E* **63**, 016605 (2000).
- [4] S. V. Fedorov, N. N. Rosanov, A. N. Shatsev, N. A. Veretenov, and A. G. Vladimirov, *IEEE Journal of Quantum Electronics* **39**, 197 (2003).
- [5] L. Lugiato, *IEEE J. Quantum Electron* **39**, 193 (2003).
- [6] N. Akhmediev and A. Ankiewicz, eds., *Dissipative solitons*, vol. 661 of *Lecture Notes in Physics* (Springer Berlin / Heidelberg, 2005).
- [7] I. S. Aranson and L. Kramer, *Rev. Mod. Phys.* **74**, 99 (2002).
- [8] F. T. Arecchi, G. Giacomelli, P. L. Ramazza, and S. Residori, *Phys. Rev. Lett.* **67**, 3749 (1991).
- [9] A. S. Desyatnikov, Y. S. Kivshar, and L. Torner, *Optical vortices and vortex solitons* (2005), vol. 47, pp. 291–391.
- [10] S. W. Hell, *Science* **316**, 1153 (2007).
- [11] P. Genevet, S. Barland, M. Giudici, and J. Tredicce, *Physical Review Letters* **101**, 123905 (2008).
- [12] P. Genevet, S. Barland, M. Giudici, and J. R. Tredicce, *Physical Review A (Atomic, Molecular, and Optical Physics)* **79**, 033819 (pages 8) (2009), URL <http://link.aps.org/abstract/PRA/v79/e033819>.
- [13] S. Fauve and O. Thual, *Phys. Rev. Lett.* **64**, 282 (1990).
- [14] S. Barbay, X. Hachair, T. Elsass, I. Sagnes, and R. Kuszelewicz, *Physical Review Letters* **101**, 253902 (2008), URL <http://link.aps.org/abstract/PRL/v101/e253902>.
- [15] E. Caboche, F. Pedaci, P. Genevet, S. Barland, M. Giudici, J. Tredicce, G. Tissoni, and L. A. Lugiato, *Physical Review Letters* **102**, 163901 (pages 4) (2009), URL <http://link.aps.org/abstract/PRL/v102/e163901>.
- [16] F. Prati, M. Brambilla, and L. A. Lugiato, *Rivista del nuovo cimento* **17** (1994).