



**HAL**  
open science

## Revolution analysis of three-dimensional arbitrary cloaks

Guillaume Dupont, Sébastien Guenneau, Stefan Enoch, Guillaume Demésy,  
André Nicolet, Frédéric Zolla, André Diatta

► **To cite this version:**

Guillaume Dupont, Sébastien Guenneau, Stefan Enoch, Guillaume Demésy, André Nicolet, et al..  
Revolution analysis of three-dimensional arbitrary cloaks. 2009. hal-00431845

**HAL Id: hal-00431845**

**<https://hal.science/hal-00431845>**

Preprint submitted on 13 Nov 2009

**HAL** is a multi-disciplinary open access archive for the deposit and dissemination of scientific research documents, whether they are published or not. The documents may come from teaching and research institutions in France or abroad, or from public or private research centers.

L'archive ouverte pluridisciplinaire **HAL**, est destinée au dépôt et à la diffusion de documents scientifiques de niveau recherche, publiés ou non, émanant des établissements d'enseignement et de recherche français ou étrangers, des laboratoires publics ou privés.

# Revolution analysis of three-dimensional arbitrary cloaks

Guillaume Dupont,<sup>1</sup> Sébastien Guenneau,<sup>1</sup> Stefan Enoch,<sup>1</sup> Guillaume Demesy,<sup>1</sup> André Nicolet<sup>1</sup>, Frédéric Zolla<sup>1</sup> and André Diatta,<sup>2</sup>

<sup>1</sup>*Institut Fresnel, UMR CNRS 6133, Université Aix-Marseille III, 13397 Marseille, France*

<sup>2</sup>*Department of Mathematical Sciences, Peach Street, Liverpool L69 3BX, UK*

[sebastien.guenneau@fresnel.fr](mailto:sebastien.guenneau@fresnel.fr)

**Abstract:** We extend the design of radially symmetric three-dimensional invisibility cloaks through transformation optics [1] to cloaks with a surface of revolution. We derive the expression of the transformation matrix and show that one of its eigenvalues vanishes on the inner boundary of the cloaks, while the other two remain strictly positive and bounded. The validity of our approach is confirmed by finite edge-elements computations for a non-convex cloak of varying thickness.

© 2009 Optical Society of America

**OCIS codes:** (000.3860) Mathematical methods in physics; (260.2110) Electromagnetic theory; (160.3918) Metamaterials; (160.1190) Anisotropic optical materials

---

## References and links

1. J.B. Pendry, D. Shurig and D.R. Smith, "Controlling electromagnetic fields," *Science* **312**, 1780 (2006).
  2. U. Leonhardt, "Optical conformal mapping," *Science* **312** 1777 (2006).
  3. A. Alu and N. Engheta, "Achieving Transparency with Plasmonic and Metamaterial Coatings," *Phys. Rev. E* **95** 016623 (2005).
  4. G. Milton and N.A. Nicorovici, "On the cloaking effects associated with anomalous localized resonance," *Proc. R. Soc. London A* **462** 3027 (2006).
  5. F. Zolla, S. Guenneau, A. Nicolet and J.B. Pendry, "Electromagnetic analysis of cylindrical invisibility cloaks and the mirage effect," *Opt. Lett.* **32**, 1069 (2007).
  6. A. Greenleaf, M. Lassas and G. Uhlmann, "On nonuniqueness for Calderons inverse problem," *Math. Res. Lett.* **10**, 685-693 (2003).
  7. D. Schurig, J.J. Mock, B.J. Justice, S.A. Cummer, J.B. Pendry, A.F. Starr and D.R. Smith, "Metamaterial electromagnetic cloak at microwave frequencies," *Science* **314**, 977 (2006).
  8. P. Zhang, Y. Jin and S. He, "Obtaining a nonsingular two-dimensional cloak of complex shape from a perfect three-dimensional cloak," *Appl. Phys. Lett.* **93**, 243502 (2008).
  9. U. Leonhardt and T. Tyc, "Broadband invisibility by non-euclidean cloaking," *Science* **323**, 110 (2009).
  10. W. Cai, U.K. Chettiar, A.V. Kildiev and V.M. Shalaev, "Optical Cloaking with metamaterials," *Nat. Photon.* **1**, 224-227 (2007).
  11. M. Farhat, S. Guenneau, A.B. Movchan and S. Enoch, "Achieving invisibility over a finite range of frequencies," *Opt. Express* **16**, 5656-5661 (2008).
  12. C.W. Qiu, L. Hu, X. Xu and Y. Feng, "Spherical cloaking with homogeneous isotropic multilayered structures," *Phys. Rev. E* **79**, 047602 (2009).
  13. Y. You, G.W. Kattawar and P. Yang, "Invisibility cloaks for toroids," *Opt. Express* **17**, 6591 (2009).
  14. A. Nicolet, J.F. Remacle, B. Meys, A. Genon and W. Legros, "Transformation methods in computational electromagnetics," *J. Appl. Phys.* **75** 6036 (1994).
  15. R.V. Kohn, H. Shen, M.S. Vogelius, and M.I. Weinstein, "Cloaking via change of variables in electric impedance tomography," *Inverse Probl.* **24**, 015016 (2008).
  16. W. X. Jiang, J. Y. Chin, Z. Li, Q. Cheng, R. Liu, and T. J. Cui, "Analytical design of conformally invisible cloaks for arbitrarily shaped objects," *Phys. Rev. E* **77**, 066607 (2008)
  17. A. Nicolet, F. Zolla, and S. Guenneau, "Electromagnetic analysis of cylindrical cloaks of an arbitrary cross section," *Opt. Lett.* **33**, 1584-1586 (2008).
-

## 1. Introduction

It was recently found that transformation optics open new avenues in electromagnetic cloaking, either through their heterogeneous anisotropic effective material parameters (transformation optics, [1, 2]) or through low index materials [3] or negative refractive index materials [4]. Interestingly, the invisibility is preserved in the case of an intense near field [5], when the ray optics picture breaks down. The mathematics behind the scene have been known from researchers working in the area of inverse conductivity problems [6]. The first experimental realization of an invisibility cloak, chiefly achieved in the microwave regime [7], suggests that cloaking will be limited to a very narrow range of frequencies. However, it will not be perfect since the cloak is necessarily dissipative and dispersive, and some of its tensor components are singular on the inner boundary. The latter drawback can be overcome by considering a generalized transform [8, 9] in an upper dimensional space and then projecting the resulting metric on the physical space, and this leads to non-singular tensors of permittivity and permeability. Alternatively, one can design an approximate structured cloak via homogenization [10, 11, 12], although the rapid growth of the field, fueled by a keen interest of the optics community, promises a large panel of new technological applications.

A non trivial question to ask is whether one can design cloaks of non-spherical shapes. A parameterization of the cloak's boundaries was proposed by three of us to design cylindrical cloaks of an arbitrary cross-section [17]. Its extension to the general three-dimensional case now requires to parameterize the inner and outer boundaries of the cloak as some surfaces with varying radii

$$\rho(\theta, \phi) = a_{0,0} + \sum_{(m,n) \in \mathbb{N}^2 \setminus \{(0,0)\}} \{a_{m,n} \cos(m\theta + n\phi) + b_{m,n} \sin(m\theta + n\phi)\}, \quad (1)$$

which is somewhat out of reach running the COMSOL multiphysics package on a 256 Gb RAM computer: Compared to a spherical cloak, the tetrahedral mesh needs be further refined due to the complexity of surfaces involved. However, to demonstrate the versatility of our Fourier-based approach, it is enough to analyse arbitrary cloaks built with surfaces of revolution i.e. generated by rotating a curve about an axis.

In the present paper, we discuss the design of axially invariant three-dimensional cloaks with an arbitrary cross-section described by two functions  $R_1(\phi)$  and  $R_2(\phi)$  giving an angle dependent distance from the origin. These functions correspond respectively to the interior and exterior boundary of the cloak. We shall only assume that these two boundaries can be represented by a differentiable function. Their finite Fourier expansions are thought in the form  $R_j(\phi) = a_{0,0}^j + \sum_{n=1}^p a_{0,n}^j \cos(n\phi)$ ,  $j = 1, 2$ , where  $p$  can be a small integer, and  $a_{0,n}^j = 0$  for  $n > p$  for computational easiness. Note that our approach encompasses the case of toroidal cloaks [13] but cloaks with irregular boundaries such as cubes, fall beyond the scope of this study. Nevertheless, contrarily to previous three dimensional numerical studies [13, 12], our scheme can be used in the design of cloaks with non-convex boundaries.

To illustrate our methodology, we compute the electromagnetic field diffracted by a cloak with rotational symmetry about the  $z$ -axis. We perform full-wave finite element simulations in the commercial package COMSOL, when the cloak is illuminated by an approximate plane wave (generated by a constant electric field on the upper surface of the computational domain).

## 2. Change of coordinates and pullbacks from optical to physical space

### 2.1. Material properties of the heterogeneous anisotropic cloak

The geometric transformation which maps the field within the full domain  $\rho \leq R_2(\phi)$  onto the annular domain  $R_1(\phi) \leq \rho' \leq R_2(\phi)$  can be expressed as:

$$\begin{cases} \rho'(\rho, \phi) = R_1(\phi) + \rho \frac{R_2(\phi) - R_1(\phi)}{R_2(\phi)}, \\ \theta' = \theta, \quad 0 < \theta \leq 2\pi, \\ \phi' = \phi, \quad -\pi/2 < \phi \leq \pi/2 \end{cases} \quad (2)$$

where  $0 \leq \rho \leq R_2(\phi)$ . Note that the transformation maps the field for  $\rho > R_2(\phi)$  onto itself through the identity transformation.

This change of co-ordinates is characterized by the transformation of the differentials through the Jacobian:

$$\mathbf{J}(\rho', \phi') = \frac{\partial(\rho(\rho', \phi'), \theta, \phi)}{\partial(\rho', \theta', \phi')}. \quad (3)$$

This change of coordinates amounts to replacing a homogeneous isotropic medium with scalar permittivity and permeability  $\varepsilon$  and  $\mu$ , by a metamaterial described by anisotropic heterogeneous matrices of permittivity and permeability given by [5, 14]

$$\underline{\underline{\varepsilon}}' = \varepsilon \mathbf{T}^{-1}, \quad \text{and} \quad \underline{\underline{\mu}}' = \mu \mathbf{T}^{-1}, \quad (4)$$

where  $\mathbf{T} = \mathbf{J}^T \mathbf{J} / \det(\mathbf{J})$  is a representation of the metric tensor in the so called stretched radial coordinates. Note that there is no change in the impedance of the media since the permittivity and permeability undergo the same transformation.

After some elementary algebra, we find that

$$\mathbf{T}^{-1} = \begin{pmatrix} \frac{c_{13}^2 + \rho(\rho', \phi)^2}{c_{11}\rho'^2} & 0 & -\frac{c_{13}}{\rho'} \\ 0 & c_{11} & 0 \\ -\frac{c_{13}}{\rho'} & 0 & c_{11} \end{pmatrix}, \quad (5)$$

where

$$c_{11}(\phi') = \frac{R_2(\phi')}{R_2(\phi') - R_1(\phi')}, \quad (6)$$

and

$$c_{13}(\phi') = R_2(\phi') \frac{\rho' - R_2(\phi')}{(R_2(\phi') - R_1(\phi'))^2} \frac{dR_1(\phi')}{d\phi'} + R_1(\phi') \frac{R_1(\phi') - \rho'}{(R_2(\phi') - R_1(\phi'))^2} \frac{dR_2(\phi')}{d\phi'}, \quad (7)$$

for  $R_1(\phi') \leq \rho' \leq R_2(\phi')$ . Elsewhere,  $\mathbf{T}^{-1}$  reduces to the identity matrix ( $c_{11} = 1$ ,  $c_{13} = 0$  and  $\rho = \rho'$  for  $\rho' > R_2(\phi')$ ).

### 2.2. Singularity analysis of the transformation matrix

To exemplify the symmetric nature of the coefficients of  $\mathbf{T}^{-1}$ , and due to the role played by its first entry in the following singularity analysis, we show the variation of  $(T^{-1})_{11}$  in Fig. 1. We note that this coefficient varies between zero and three. The fine mesh on the inner boundary of the cloak is also apparent from Fig. 1, as are the non-convex and symmetric features of the cloak.

In the case of a spherical cloak,  $c_{13}$  vanishes and  $\mathbf{T}^{-1}$  reduces to  $\text{Diag}(\frac{\rho^2}{c_{11}\rho'^2}, c_{11}, c_{11})$ . We note that the first eigenvalue vanishes on the inner boundary and the other two remain constant, which is consistent with the singularity analysis led in [15]. This is unlike the circular cylindrical case whereby one eigenvalue goes to zero while the other one goes to infinity on the inner boundary [5].

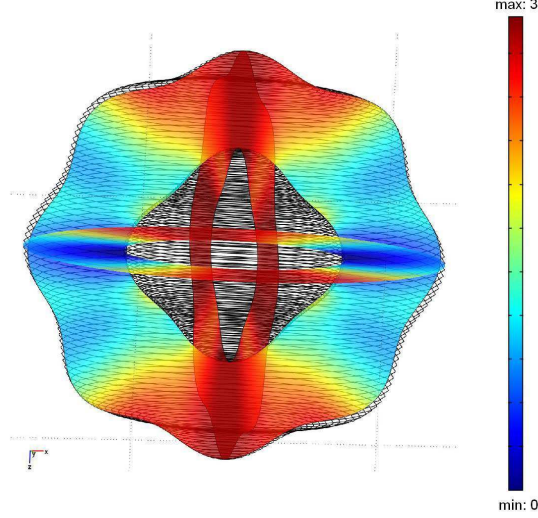


Fig. 1. 3D plot of  $(T^{-1})_{11}$ , as given by Eq. 5, Eq. 6 and Eq. 7 within the cloak with boundaries given by Eq. 10. The symmetries are noted.

However, in our case, the cloak is of an arbitrary shape, and it is therefore illuminating to look at the behaviour of its permittivity and permeability tensors's eigenvalues. The eigenvalues of (5) are found to be

$$\lambda_j = \frac{c_{13}^2 + \rho^2 + c_{11}^2 \rho'^2}{2c_{11}\rho'^2} + \frac{(-1)^j}{2} \sqrt{\left(\frac{c_{13}^2 + \rho^2 + c_{11}^2 \rho'^2}{c_{11}\rho'^2}\right)^2 - 4\frac{\rho^2}{\rho'^2}}, \quad j = 1, 2, \quad \text{and } \lambda_3 = c_{11}. \quad (8)$$

We can therefore see that  $\lambda_j$ ,  $j = 1, 2$  are spatially varying functions of  $\rho'(\rho, \phi)$ , such that  $\lambda_1 = 0$  when  $\rho = 0$  i.e. at the inner boundary, while  $\lambda_2 > 0$ . Importantly,  $\lambda_3$  is a strictly positive constant for a given angle  $\phi'$  (i.e. a function independent upon  $\rho$ ). Last, we checked that when there is no longer a symmetry of revolution about one axis, all three eigenvalues are also spatially varying with  $\theta'$ , but  $\lambda_3$  remains independent upon  $\rho$ . This reflects the fact that the geodesics for light within the arbitrary cloak follow more and more complex trajectories when we perturb the geometry away from the spherical cloak.

### 3. Finite elements computations

We would now like to further investigate the electromagnetic response of the cloak to an incident plane wave from above, see Fig. 2. For this, we choose the electric field  $\mathbf{E}$  as the unknown:

$$\nabla \times (\underline{\underline{\mu}}'^{-1} \nabla \times \mathbf{E}) - k^2 \underline{\underline{\epsilon}}' \mathbf{E} = \mathbf{0} \quad (9)$$

where  $k = \omega\sqrt{\mu_0\epsilon_0} = \omega/c$  is the wavenumber,  $c$  being the speed of light in vacuum, and  $\underline{\underline{\epsilon}}'$  and  $\underline{\underline{\mu}}'$  are defined by Eqs. (4). Also,  $\mathbf{E} = \mathbf{E}_i + \mathbf{E}_d$ , where  $\mathbf{E}_i$  is the incident field and  $\mathbf{E}_d$  is the diffracted field which satisfies the usual outgoing wave conditions (to ensure existence and uniqueness of the solution). The weak formulation associated with Eq. 9 is discretised using second order finite edge elements (or Whitney forms) which behave nicely under geometric transforms (pull-back properties) [14].

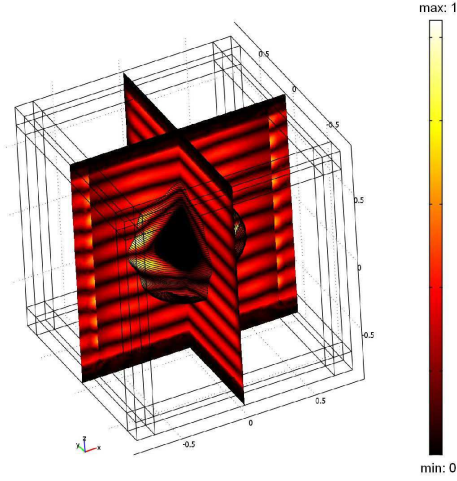


Fig. 2. 3D plot of the magnitude  $\sqrt{E_1^2 + E_2^2 + E_3^2}$  of the total electric field for a plane wave of wavenumber  $k = 2\pi/0.3$  incident from above on an non-convex invisibility cloak.

For the sake of illustration, *cf.* Fig. 2, let us consider a cloak with inner and outer boundaries expressed as

$$R_1(\phi) = 0.2 + 0.02 \cos(4\phi) , R_2(\phi) = 0.4 + 0.02 \cos(8\phi) . \quad (10)$$

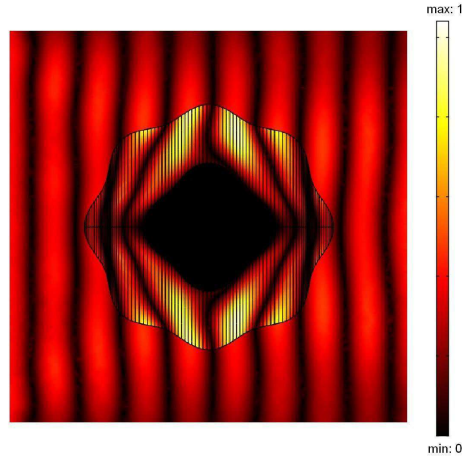


Fig. 3. 2D plot of  $\sqrt{E_1^2 + E_2^2 + E_3^2}$  generated by a slice of Fig. 2 in the  $xz$ -plane for  $y = 0$ .

We report the computations for the magnitude of the total electric field in Fig. 2 (3D plot), Fig. 3 (2D plot in the  $xz$ -plane) and Fig. 4 (2D plot in the  $yz$ -plane) for a plane wave incident from above at wavenumber  $k = 2\pi/0.3$  (units are in inverse of a length, say  $\mu\text{m}^{-1}$  for nearly visible light (UV)).

Around  $4 \cdot 10^5$  elements were used in this computation, which corresponds to about  $2.7 \cdot 10^6$  degrees of freedom. While the convergence of the numerical scheme has been checked by considering different types of meshes, the large size of the system means we were not able to further refine the mesh for the computational resources at hand.

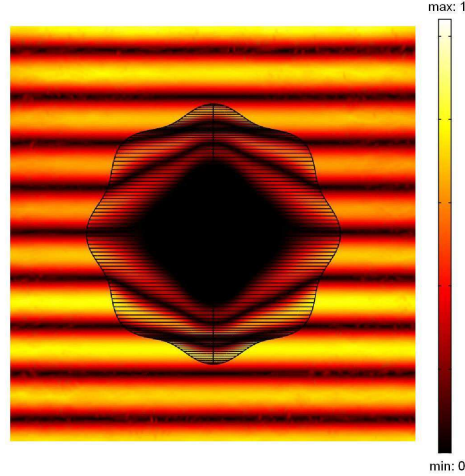


Fig. 4. 2D plot of  $\sqrt{E_1^2 + E_2^2 + E_3^2}$  generated by a slice of Fig. 2 in the  $yz$ -plane for  $x = 0$ .

#### 4. Conclusion

In conclusion, we have proposed a design of an arbitrarily shaped cloak using a Fourier approach. We only assumed that the cloak displays a symmetry of revolution about one axis in order to reduce the computational complexity of the problem (extension to completely arbitrarily shaped cloaks is a straightforward matter). Cloaking has been confirmed numerically for an incident plane wave in resonance with the concealed region and an analysis of the cloak's singularity has been carried out.

A. Diatta and S. Guenneau acknowledge funding from EPSRC grant EP/F027125/1.